



Appendix B

E-UTRA BAND 4

CONTENT

1.	EFFECTIVE (ISOTROPIC) RADIATED POWER	3
1.1.	<i>Test Result</i>	3
2.	PEAK-TO-AVERAGE RATIO(CCDF).....	7
2.1.	<i>Test Result</i>	7
2.2.	<i>Test Plots</i>	7
3.	MODULATION CHARACTERISTICS	10
3.1.	<i>Test BAND = LTE BAND4</i>	10
3.1.1.	<i>Test Mode = LTE /TM1 20MHz</i>	10
3.1.1.1.	<i>Test Channel = MCH</i>	10
3.1.2.	<i>Test Mode = LTE /TM2 20MHz</i>	10
3.1.2.1.	<i>Test Channel = MCH</i>	10
4.	26dB BANDWIDTH AND OCCUPIED BANDWIDTH	11
4.1.	<i>Test Result</i>	11
4.2.	<i>Test Plots</i>	12
5.	BAND EDGE COMPLIANCE	21
5.1.	<i>Test Plots</i>	21
6.	SPURIOUS EMISSION AT ANTENNA TERMINAL	32
6.1.	<i>Test Plots</i>	32
7.	FIELD STRENGTH OF SPURIOUS RADIATION.....	37
7.1.	<i>Test BAND = LTE BAND 4</i>	37
7.1.1.	<i>Test Mode =LTE/TM1 20MHz</i>	37
7.1.1.1.	<i>Test Channel = LCH</i>	37
7.1.1.2.	<i>Test Channel = MCH</i>	37
7.1.1.3.	<i>Test Channel = HCH</i>	38
8.	FREQUENCY STABILITY.....	39
8.1.	<i>Frequency Vs Voltage</i>	39
8.2.	<i>Frequency Vs Temperature</i>	39

1. Effective (Isotropic) Radiated Power

1.1. Test Result

BAND	Bandwidth	Modulation	Channel	RB Configuration	Result (dBm)	EIRP (dBm)	Limit (dBm)	Verdict
Band4	5MHz	QPSK	19975	1RB#0	22.93	23.93	30.00	PASS
Band4	5MHz	QPSK	19975	1RB#12	23.04	24.04	30.00	PASS
Band4	5MHz	QPSK	19975	1RB#24	22.69	23.69	30.00	PASS
Band4	5MHz	QPSK	19975	12RB#0	22.02	23.02	30.00	PASS
Band4	5MHz	QPSK	19975	12RB#6	22.02	23.02	30.00	PASS
Band4	5MHz	QPSK	19975	12RB#13	21.91	22.91	30.00	PASS
Band4	5MHz	QPSK	19975	25RB#0	22.02	23.02	30.00	PASS
Band4	5MHz	QPSK	20175	1RB#0	23.61	24.61	30.00	PASS
Band4	5MHz	QPSK	20175	1RB#12	24.10	25.10	30.00	PASS
Band4	5MHz	QPSK	20175	1RB#24	24.14	25.14	30.00	PASS
Band4	5MHz	QPSK	20175	12RB#0	22.77	23.77	30.00	PASS
Band4	5MHz	QPSK	20175	12RB#6	22.97	23.97	30.00	PASS
Band4	5MHz	QPSK	20175	12RB#13	22.99	23.99	30.00	PASS
Band4	5MHz	QPSK	20175	25RB#0	22.92	23.92	30.00	PASS
Band4	5MHz	QPSK	20375	1RB#0	22.59	23.59	30.00	PASS
Band4	5MHz	QPSK	20375	1RB#12	22.81	23.81	30.00	PASS
Band4	5MHz	QPSK	20375	1RB#24	22.43	23.43	30.00	PASS
Band4	5MHz	QPSK	20375	12RB#0	21.49	22.49	30.00	PASS
Band4	5MHz	QPSK	20375	12RB#6	21.59	22.59	30.00	PASS
Band4	5MHz	QPSK	20375	12RB#13	21.39	22.39	30.00	PASS
Band4	5MHz	QPSK	20375	25RB#0	21.65	22.65	30.00	PASS
Band4	5MHz	16QAM	19975	1RB#0	22.14	23.14	30.00	PASS
Band4	5MHz	16QAM	19975	1RB#12	22.36	23.36	30.00	PASS
Band4	5MHz	16QAM	19975	1RB#24	21.98	22.98	30.00	PASS
Band4	5MHz	16QAM	19975	25RB#0	21.79	22.79	30.00	PASS
Band4	5MHz	16QAM	20175	1RB#0	22.84	23.84	30.00	PASS
Band4	5MHz	16QAM	20175	1RB#12	23.19	24.19	30.00	PASS
Band4	5MHz	16QAM	20175	1RB#24	23.25	24.25	30.00	PASS
Band4	5MHz	16QAM	20175	25RB#0	21.88	22.88	30.00	PASS
Band4	5MHz	16QAM	20375	1RB#0	21.73	22.73	30.00	PASS
Band4	5MHz	16QAM	20375	1RB#12	22.08	23.08	30.00	PASS
Band4	5MHz	16QAM	20375	1RB#24	21.50	22.50	30.00	PASS
Band4	5MHz	16QAM	20375	25RB#0	22.45	23.45	30.00	PASS
Band4	10MHz	QPSK	20000	1RB#0	22.61	23.61	30.00	PASS
Band4	10MHz	QPSK	20000	1RB#24	23.23	24.23	30.00	PASS
Band4	10MHz	QPSK	20000	1RB#49	22.46	23.46	30.00	PASS



Band4	10MHz	QPSK	20000	25RB#0	21.89	22.89	30.00	PASS
Band4	10MHz	QPSK	20000	25RB#12	22.10	23.10	30.00	PASS
Band4	10MHz	QPSK	20000	25RB#25	21.79	22.79	30.00	PASS
Band4	10MHz	QPSK	20000	50RB#0	21.83	22.83	30.00	PASS
Band4	10MHz	QPSK	20175	1RB#0	23.05	24.05	30.00	PASS
Band4	10MHz	QPSK	20175	1RB#24	23.98	24.98	30.00	PASS
Band4	10MHz	QPSK	20175	1RB#49	23.70	24.70	30.00	PASS
Band4	10MHz	QPSK	20175	25RB#0	22.58	23.58	30.00	PASS
Band4	10MHz	QPSK	20175	25RB#12	22.88	23.88	30.00	PASS
Band4	10MHz	QPSK	20175	25RB#25	22.84	23.84	30.00	PASS
Band4	10MHz	QPSK	20175	50RB#0	22.63	23.63	30.00	PASS
Band4	10MHz	QPSK	20350	1RB#0	22.98	23.98	30.00	PASS
Band4	10MHz	QPSK	20350	1RB#24	23.15	24.15	30.00	PASS
Band4	10MHz	QPSK	20350	1RB#49	21.93	22.93	30.00	PASS
Band4	10MHz	QPSK	20350	25RB#0	22.07	23.07	30.00	PASS
Band4	10MHz	QPSK	20350	25RB#12	21.94	22.94	30.00	PASS
Band4	10MHz	QPSK	20350	25RB#25	21.45	22.45	30.00	PASS
Band4	10MHz	QPSK	20350	50RB#0	21.68	22.68	30.00	PASS
Band4	10MHz	16QAM	20000	1RB#0	21.74	22.74	30.00	PASS
Band4	10MHz	16QAM	20000	1RB#24	22.44	23.44	30.00	PASS
Band4	10MHz	16QAM	20000	1RB#49	21.67	22.67	30.00	PASS
Band4	10MHz	16QAM	20000	27RB#0	22.44	23.44	30.00	PASS
Band4	10MHz	16QAM	20175	1RB#0	22.29	23.29	30.00	PASS
Band4	10MHz	16QAM	20175	1RB#24	23.12	24.12	30.00	PASS
Band4	10MHz	16QAM	20175	1RB#49	22.84	23.84	30.00	PASS
Band4	10MHz	16QAM	20175	27RB#0	22.41	23.41	30.00	PASS
Band4	10MHz	16QAM	20350	1RB#0	22.15	23.15	30.00	PASS
Band4	10MHz	16QAM	20350	1RB#24	22.34	23.34	30.00	PASS
Band4	10MHz	16QAM	20350	1RB#49	21.09	22.09	30.00	PASS
Band4	10MHz	16QAM	20350	27RB#0	22.43	23.43	30.00	PASS
Band4	15MHz	QPSK	20025	1RB#0	23.57	24.57	30.00	PASS
Band4	15MHz	QPSK	20025	1RB#38	23.70	24.70	30.00	PASS
Band4	15MHz	QPSK	20025	1RB#74	23.54	24.54	30.00	PASS
Band4	15MHz	QPSK	20025	36RB#0	22.29	23.29	30.00	PASS
Band4	15MHz	QPSK	20025	36RB#18	22.35	23.35	30.00	PASS
Band4	15MHz	QPSK	20025	36RB#39	22.32	23.32	30.00	PASS
Band4	15MHz	QPSK	20025	75RB#0	23.33	24.33	30.00	PASS
Band4	15MHz	QPSK	20175	1RB#0	23.72	24.72	30.00	PASS
Band4	15MHz	QPSK	20175	1RB#38	24.45	25.45	30.00	PASS
Band4	15MHz	QPSK	20175	1RB#74	24.49	25.49	30.00	PASS
Band4	15MHz	QPSK	20175	36RB#0	23.24	24.24	30.00	PASS
Band4	15MHz	QPSK	20175	36RB#18	23.45	24.45	30.00	PASS



Band4	15MHz	QPSK	20175	36RB#39	23.47	24.47	30.00	PASS
Band4	15MHz	QPSK	20175	75RB#0	23.34	24.34	30.00	PASS
Band4	15MHz	QPSK	20325	1RB#0	24.40	25.40	30.00	PASS
Band4	15MHz	QPSK	20325	1RB#38	23.86	24.86	30.00	PASS
Band4	15MHz	QPSK	20325	1RB#74	22.76	23.76	30.00	PASS
Band4	15MHz	QPSK	20325	36RB#0	22.53	23.53	30.00	PASS
Band4	15MHz	QPSK	20325	36RB#18	22.61	23.61	30.00	PASS
Band4	15MHz	QPSK	20325	36RB#39	21.94	22.94	30.00	PASS
Band4	15MHz	QPSK	20325	75RB#0	23.44	24.44	30.00	PASS
Band4	15MHz	16QAM	20025	1RB#0	22.73	23.73	30.00	PASS
Band4	15MHz	16QAM	20025	1RB#38	22.94	23.94	30.00	PASS
Band4	15MHz	16QAM	20025	1RB#74	22.87	23.87	30.00	PASS
Band4	15MHz	16QAM	20025	27RB#0	22.48	23.48	30.00	PASS
Band4	15MHz	16QAM	20175	1RB#0	23.03	24.03	30.00	PASS
Band4	15MHz	16QAM	20175	1RB#38	23.47	24.47	30.00	PASS
Band4	15MHz	16QAM	20175	1RB#74	23.46	24.46	30.00	PASS
Band4	15MHz	16QAM	20175	27RB#0	22.30	23.30	30.00	PASS
Band4	15MHz	16QAM	20325	1RB#0	23.41	24.41	30.00	PASS
Band4	15MHz	16QAM	20325	1RB#38	23.05	24.05	30.00	PASS
Band4	15MHz	16QAM	20325	1RB#74	22.02	23.02	30.00	PASS
Band4	15MHz	16QAM	20325	27RB#0	22.47	23.47	30.00	PASS
Band4	20MHz	QPSK	20050	1RB#0	23.57	24.57	30.00	PASS
Band4	20MHz	QPSK	20050	1RB#49	23.30	24.30	30.00	PASS
Band4	20MHz	QPSK	20050	1RB#99	24.34	25.34	30.00	PASS
Band4	20MHz	QPSK	20050	50RB#0	22.22	23.22	30.00	PASS
Band4	20MHz	QPSK	20050	50RB#25	22.15	23.15	30.00	PASS
Band4	20MHz	QPSK	20050	50RB#50	22.42	23.42	30.00	PASS
Band4	20MHz	QPSK	20050	100RB#0	23.47	24.47	30.00	PASS
Band4	20MHz	QPSK	20175	1RB#0	23.74	24.74	30.00	PASS
Band4	20MHz	QPSK	20175	1RB#49	24.22	25.22	30.00	PASS
Band4	20MHz	QPSK	20175	1RB#99	24.46	25.46	30.00	PASS
Band4	20MHz	QPSK	20175	50RB#0	22.94	23.94	30.00	PASS
Band4	20MHz	QPSK	20175	50RB#25	23.23	24.23	30.00	PASS
Band4	20MHz	QPSK	20175	50RB#50	23.45	24.45	30.00	PASS
Band4	20MHz	QPSK	20175	100RB#0	23.25	24.25	30.00	PASS
Band4	20MHz	QPSK	20300	1RB#0	24.44	25.44	30.00	PASS
Band4	20MHz	QPSK	20300	1RB#49	23.66	24.66	30.00	PASS
Band4	20MHz	QPSK	20300	1RB#99	23.11	24.11	30.00	PASS
Band4	20MHz	QPSK	20300	50RB#0	23.32	24.32	30.00	PASS
Band4	20MHz	QPSK	20300	50RB#25	22.47	23.47	30.00	PASS
Band4	20MHz	QPSK	20300	50RB#50	22.19	23.19	30.00	PASS
Band4	20MHz	QPSK	20300	100RB#0	23.47	24.47	30.00	PASS

Band4	20MHz	16QAM	20050	1RB#0	22.74	23.74	30.00	PASS
Band4	20MHz	16QAM	20050	1RB#49	22.48	23.48	30.00	PASS
Band4	20MHz	16QAM	20050	1RB#99	23.48	24.48	30.00	PASS
Band4	20MHz	16QAM	20050	27RB#0	22.43	23.43	30.00	PASS
Band4	20MHz	16QAM	20175	1RB#0	22.93	23.93	30.00	PASS
Band4	20MHz	16QAM	20175	1RB#49	23.38	24.38	30.00	PASS
Band4	20MHz	16QAM	20175	1RB#99	23.48	24.48	30.00	PASS
Band4	20MHz	16QAM	20175	27RB#0	22.27	23.27	30.00	PASS
Band4	20MHz	16QAM	20300	1RB#0	23.45	24.45	30.00	PASS
Band4	20MHz	16QAM	20300	1RB#49	22.93	23.93	30.00	PASS
Band4	20MHz	16QAM	20300	1RB#99	22.27	23.27	30.00	PASS
Band4	20MHz	16QAM	20300	27RB#0	22.47	23.47	30.00	PASS

Remark:

a: For getting the EIRP (Efficient Isotropic Radiated Power) in substitution method, the following formula should be taken to calculate it,

$$\text{ERP [dBm]} = \text{SGP [dBm]} - \text{Cable Loss [dB]} + \text{Gain [dBd]}$$

$$\text{EIRP [dBm]} = \text{SGP [dBm]} - \text{Cable Loss [dB]} + \text{Gain [dBi]}$$

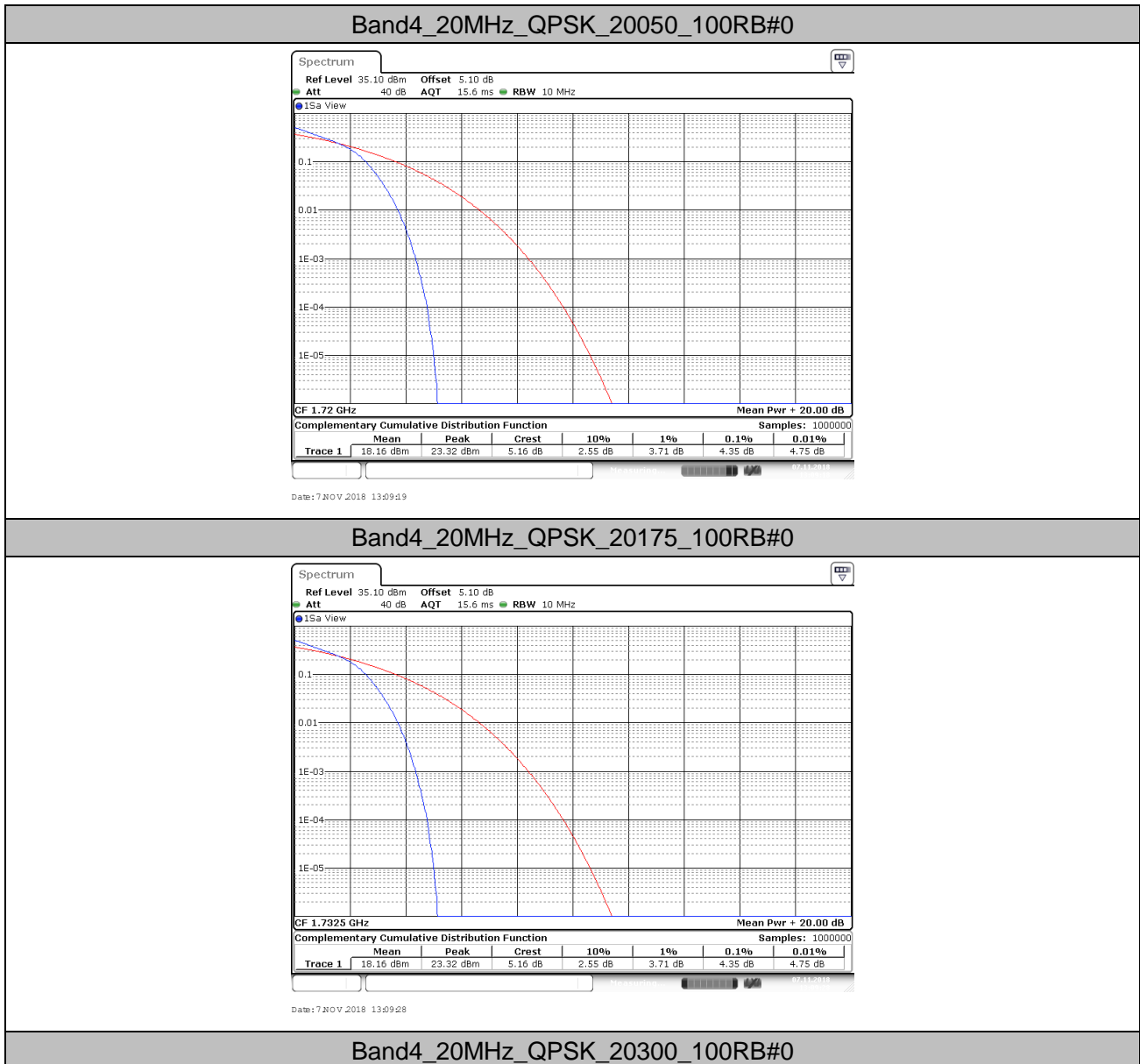
b: SGP=Signal Generator Level

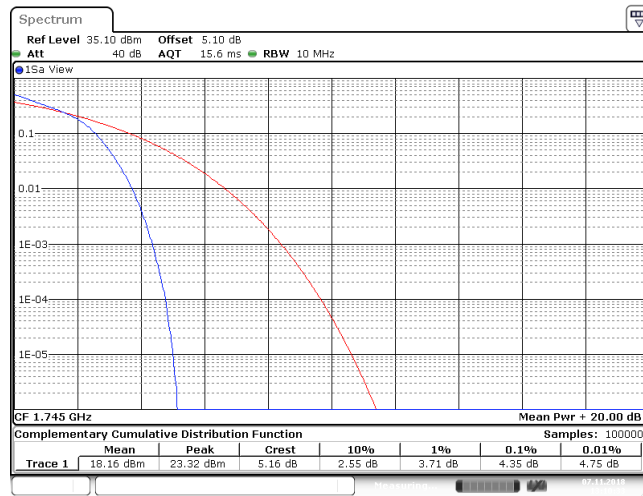
2. Peak-to-Average Ratio(CCDF)

2.1. Test Result

BAND	Bandwidth	Modulation	Channel	RB Configuration	Result(dB)	Limit(dB)	Verdict
Band4	20MHz	QPSK	20050	100RB#0	4.35	13	PASS
Band4	20MHz	QPSK	20175	100RB#0	4.35	13	PASS
Band4	20MHz	QPSK	20300	100RB#0	4.35	13	PASS
Band4	20MHz	16QAM	20050	27RB#0	5.13	13	PASS
Band4	20MHz	16QAM	20175	27RB#0	5.13	13	PASS
Band4	20MHz	16QAM	20300	27RB#0	5.13	13	PASS

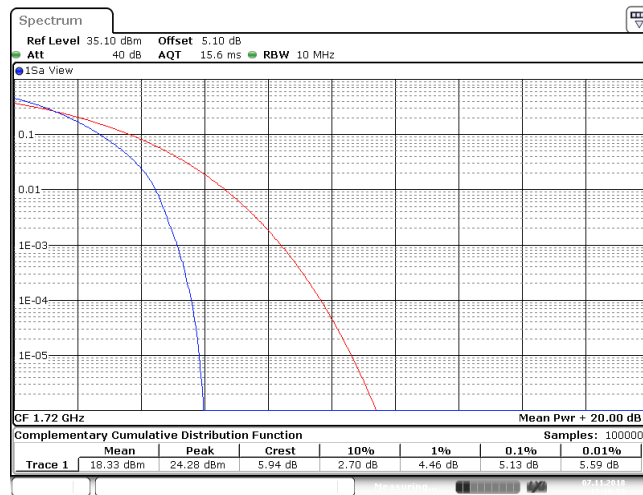
2.2. Test Plots





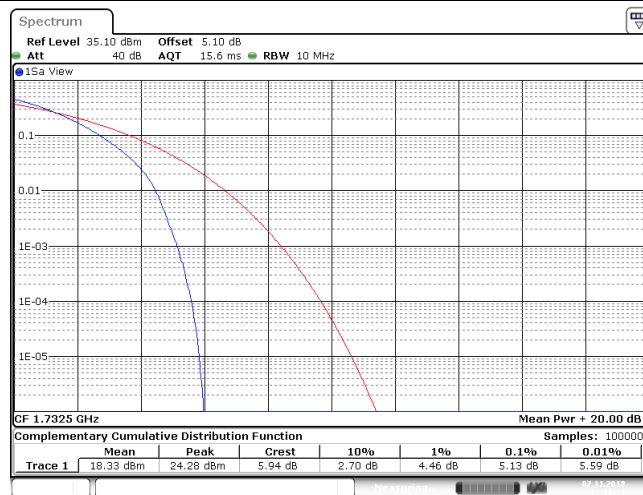
Date: 7 NOV 2018 13:10:34

Band4_20MHz_16QAM_20050_27RB#0



Date: 7 NOV 2018 13:10:54

Band4_20MHz_16QAM_20175_27RB#0



Date: 7 NOV 2018 13:11:11

Band4_20MHz_16QAM_20300_27RB#0

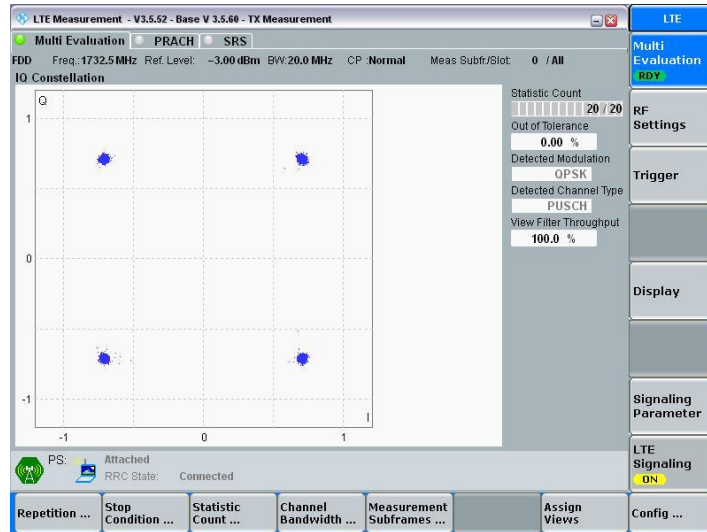


3. Modulation Characteristics

3.1. Test BAND = LTE BAND4

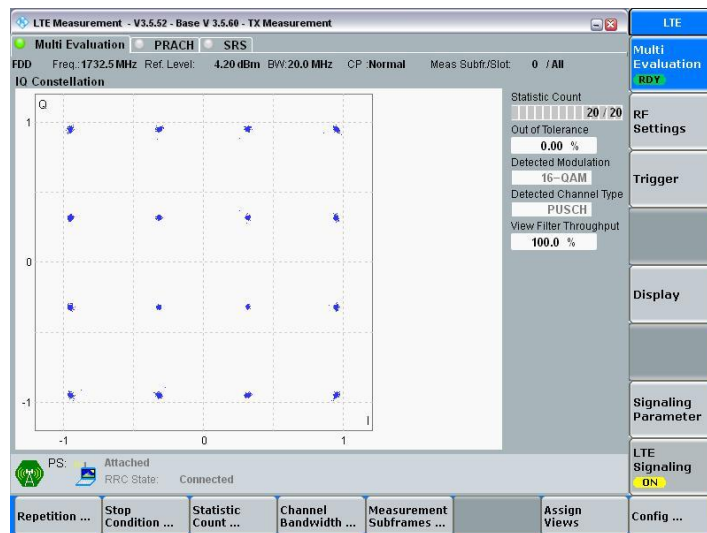
3.1.1. Test Mode = LTE /TM1 20MHz

3.1.1.1. Test Channel = MCH



3.1.2. Test Mode = LTE /TM2 20MHz

3.1.2.1. Test Channel = MCH

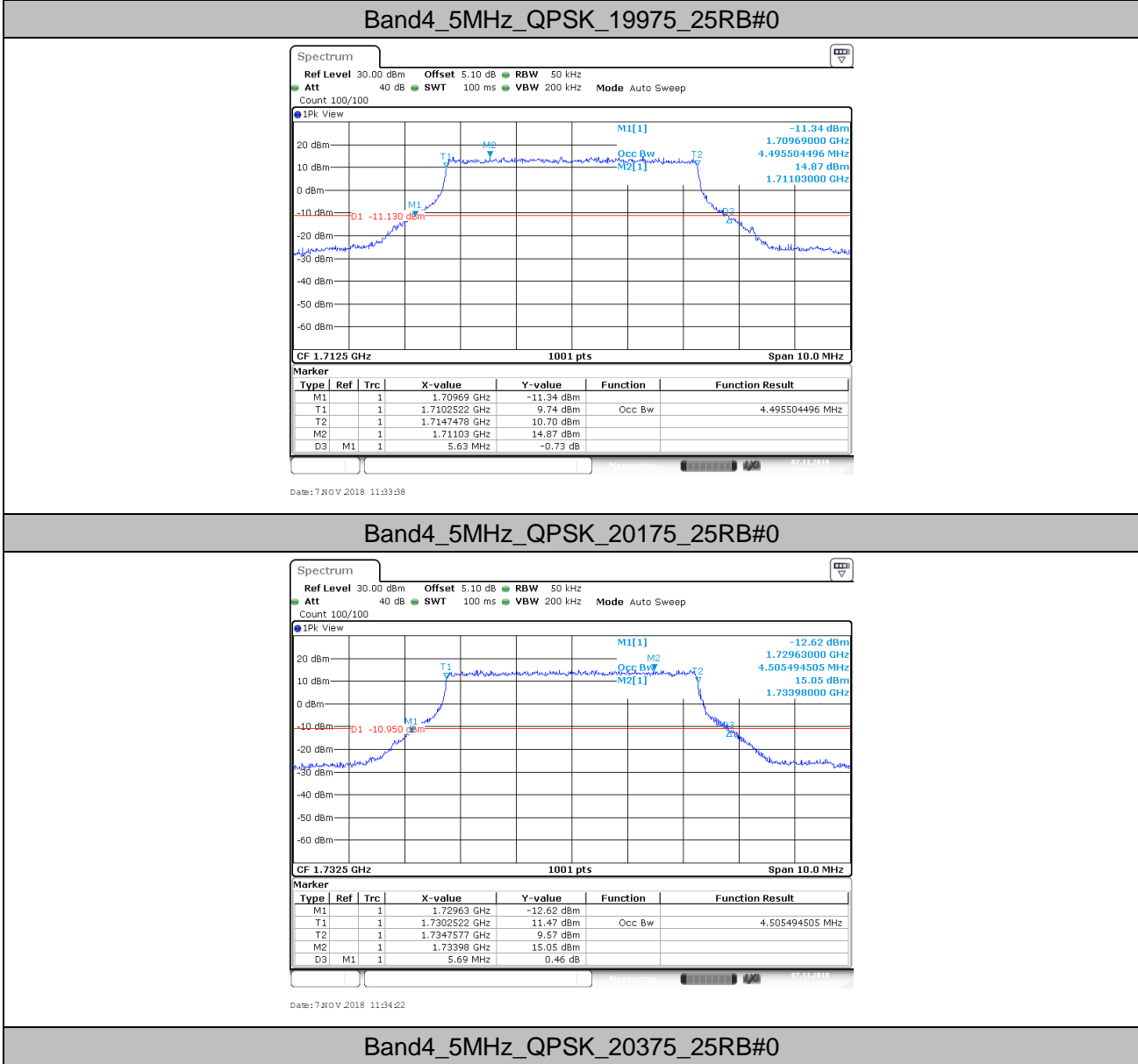


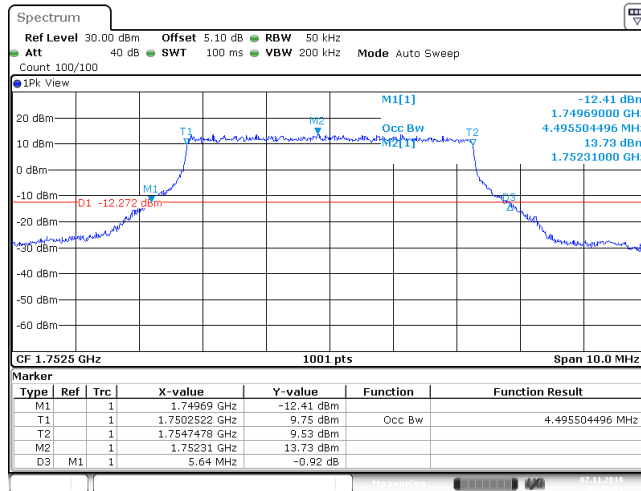
4. 26dB Bandwidth and Occupied Bandwidth

4.1. Test Result

BAND	Bandwidth	Modulation	Channel	RB Configuration	Occupied Bandwidth (MHz)	26dB Bandwidth (MHz)	Verdict
Band4	5MHz	QPSK	19975	25RB#0	4.496	5.630	PASS
Band4	5MHz	QPSK	20175	25RB#0	4.505	5.690	PASS
Band4	5MHz	QPSK	20375	25RB#0	4.496	5.640	PASS
Band4	5MHz	16QAM	19975	25RB#0	4.496	5.670	PASS
Band4	5MHz	16QAM	20175	25RB#0	4.496	5.670	PASS
Band4	5MHz	16QAM	20375	25RB#0	4.505	5.600	PASS
Band4	10MHz	QPSK	20000	50RB#0	8.951	10.840	PASS
Band4	10MHz	QPSK	20175	50RB#0	8.971	11.040	PASS
Band4	10MHz	QPSK	20350	50RB#0	8.951	9.98	PASS
Band4	10MHz	16QAM	20000	27RB#0	4.955	7.380	PASS
Band4	10MHz	16QAM	20175	27RB#0	4.975	7.140	PASS
Band4	10MHz	16QAM	20350	27RB#0	4.935	6.600	PASS
Band4	15MHz	QPSK	20025	75RB#0	13.606	16.650	PASS
Band4	15MHz	QPSK	20175	75RB#0	13.606	16.530	PASS
Band4	15MHz	QPSK	20325	75RB#0	13.576	16.590	PASS
Band4	15MHz	16QAM	20025	27RB#0	6.174	9.930	PASS
Band4	15MHz	16QAM	20175	27RB#0	6.204	9.990	PASS
Band4	15MHz	16QAM	20325	27RB#0	5.844	9.570	PASS
Band4	20MHz	QPSK	20050	100RB#0	17.90	19.72	PASS
Band4	20MHz	QPSK	20175	100RB#0	18.022	20.760	PASS
Band4	20MHz	QPSK	20300	100RB#0	18.022	20.640	PASS
Band4	20MHz	16QAM	20050	27RB#0	6.154	9.080	PASS
Band4	20MHz	16QAM	20175	27RB#0	6.194	9.440	PASS
Band4	20MHz	16QAM	20300	27RB#0	5.994	8.800	PASS

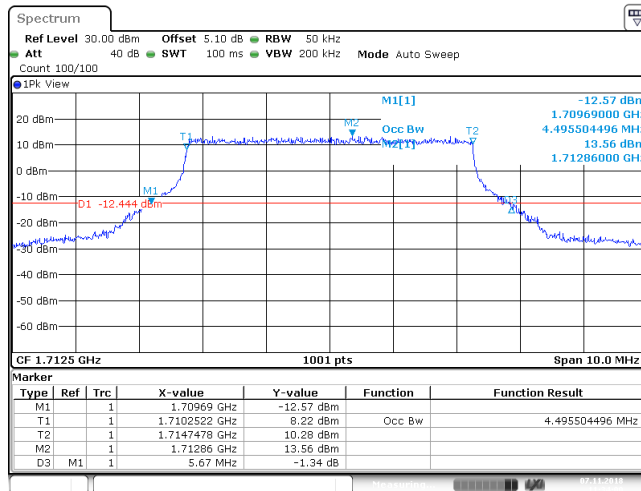
4.2. Test Plots





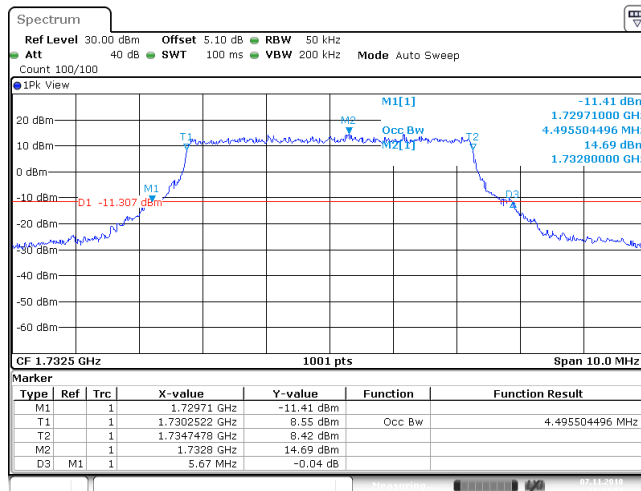
Date: 7 NOV 2018 11:35:02

Band4_5MHz_16QAM_19975_25RB#0



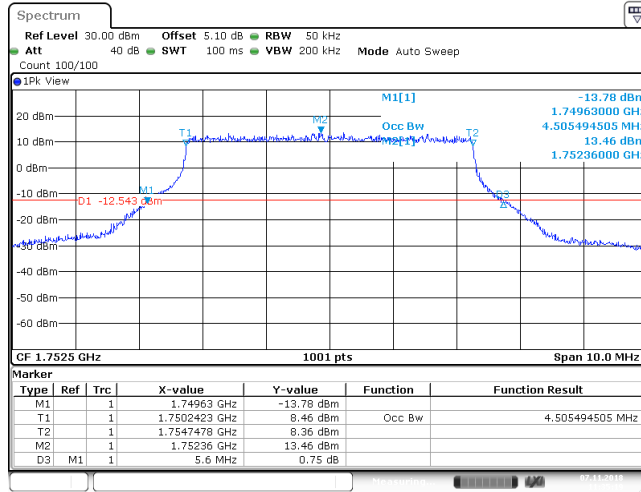
Date: 7 NOV 2018 11:34:00

Band4_5MHz_16QAM_20175_25RB#0



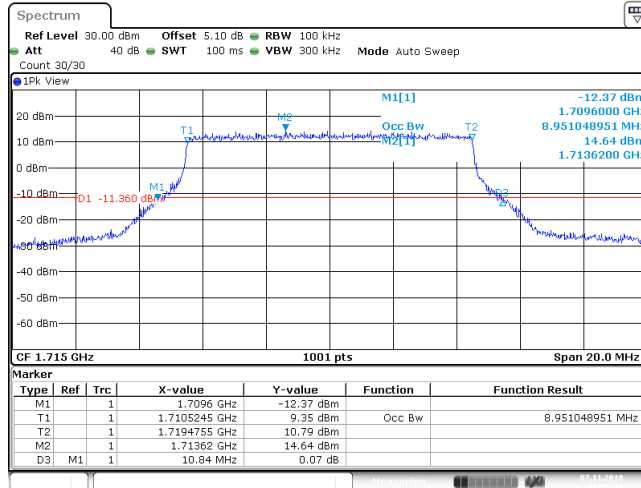
Date: 7 NOV 2018 11:34:39

Band4_5MHz_16QAM_20375_25RB#0



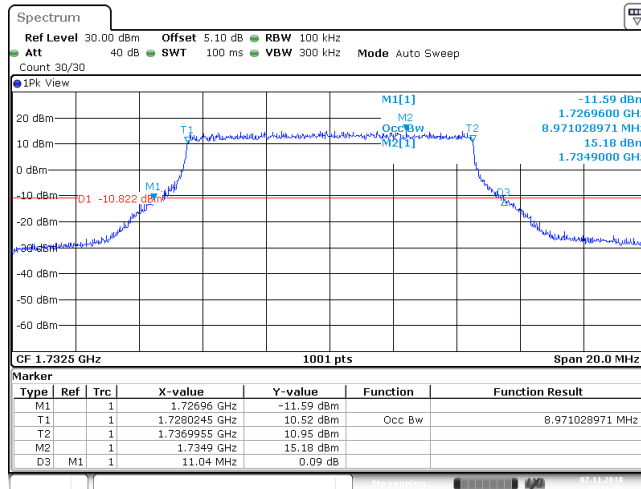
Date: 7 NOV 2018 11:35:49

Band4_10MHz_QPSK_2000_50RB#0



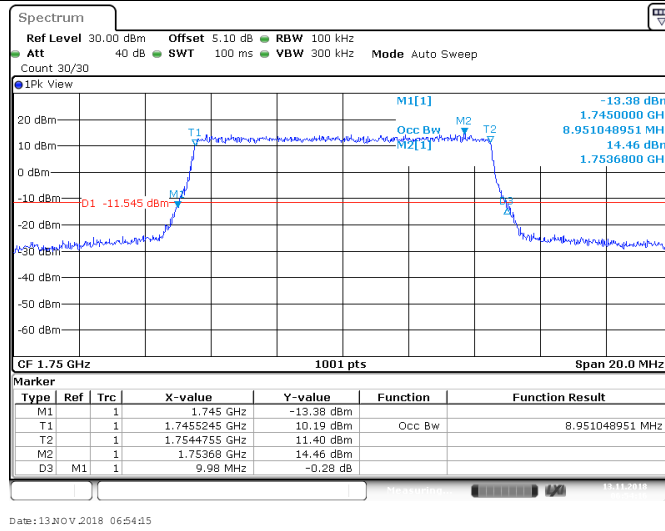
Date: 7 NOV 2018 11:35:46

Band4_10MHz_QPSK_20175_50RB#0

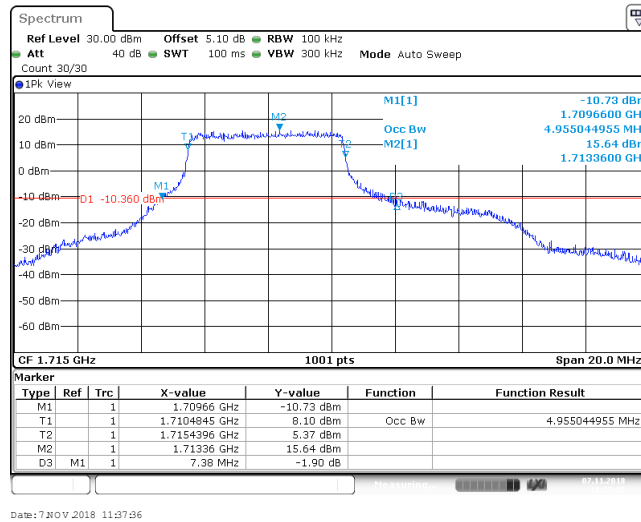


Date: 7 NOV 2018 11:36:00

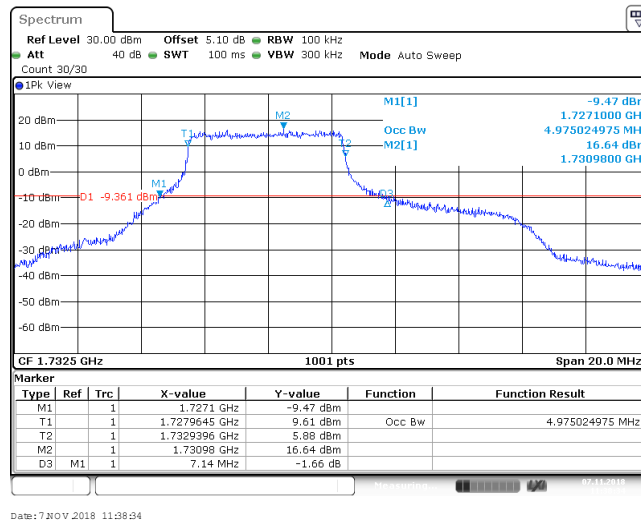
Band4_10MHz_QPSK_20350_50RB#0



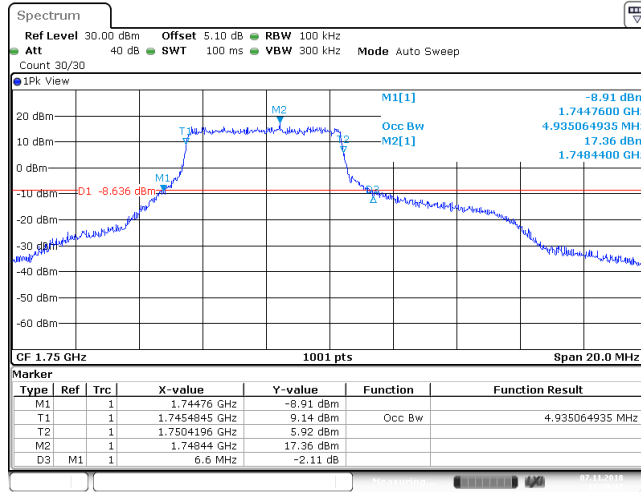
Band4_10MHz_16QAM_20000_27RB#0



Band4_10MHz_16QAM_20175_27RB#0

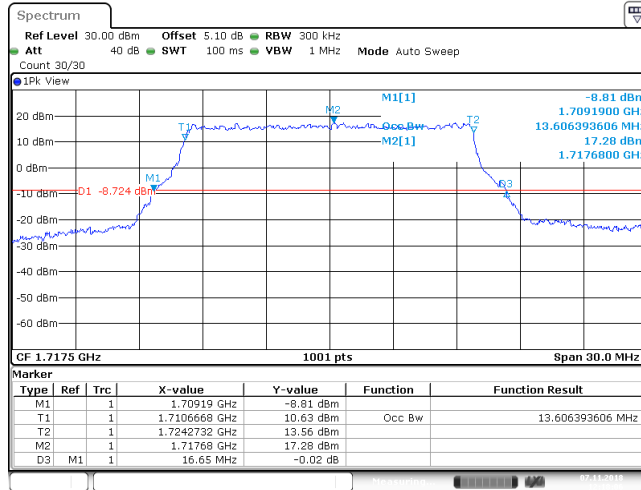


Band4_10MHz_16QAM_20350_27RB#0



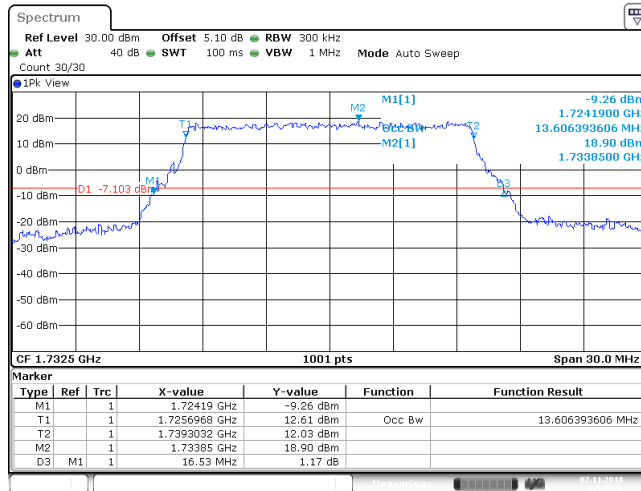
Date: 7 NOV 2018 11:39:13

Band4_15MHz_QPSK_20025_75RB#0



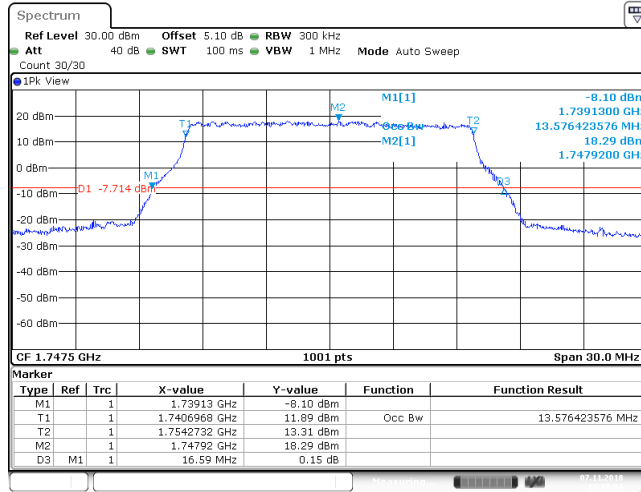
Date: 7 NOV 2018 12:18:06

Band4_15MHz_QPSK_20175_75RB#0



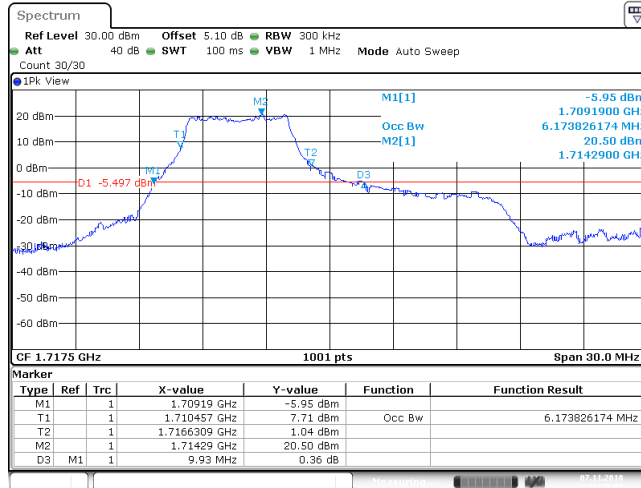
Date: 7 NOV 2018 12:18:20

Band4_15MHz_QPSK_20325_75RB#0



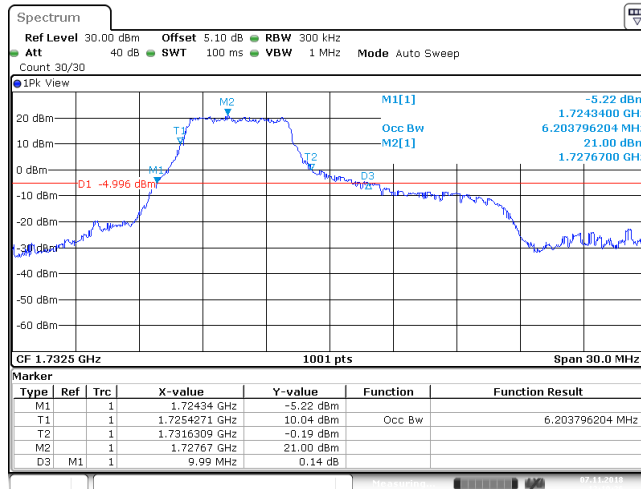
Date: 7 NOV 2018 12:18:35

Band4_15MHz_16QAM_20025_27RB#0



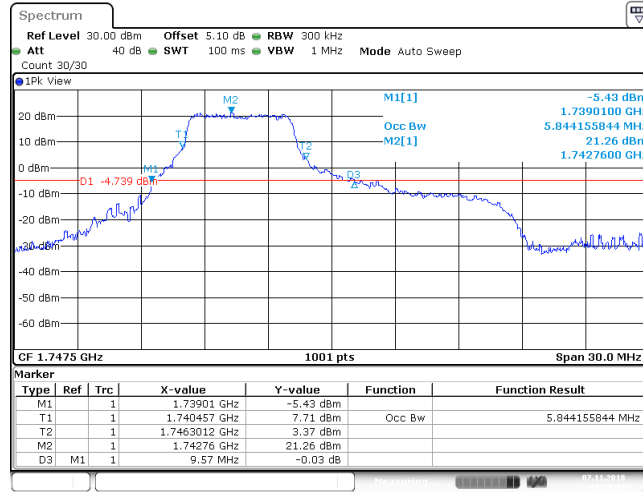
Date: 7 NOV 2018 12:19:02

Band4_15MHz_16QAM_20175_27RB#0



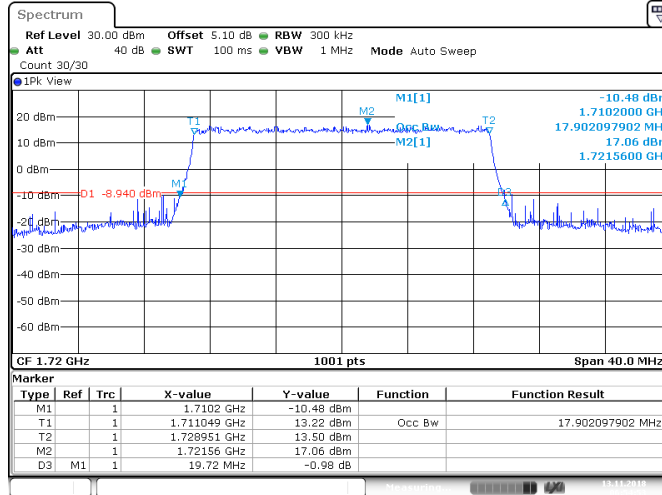
Date: 7 NOV 2018 12:19:26

Band4_15MHz_16QAM_20325_27RB#0



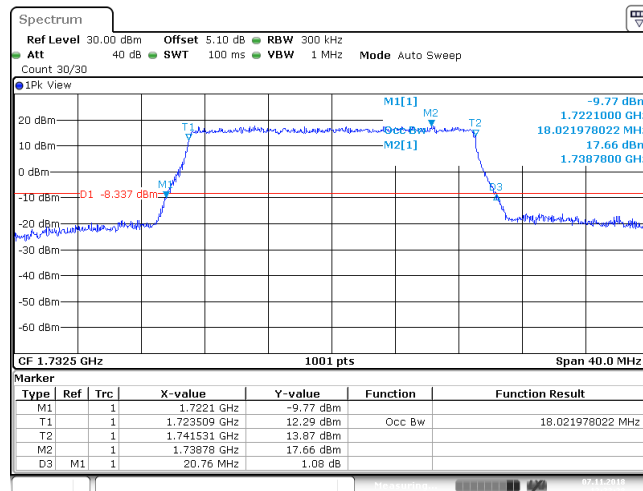
Date: 7 NOV 2018 12:19:50

Band4_20MHz_QPSK_20050_100RB#0



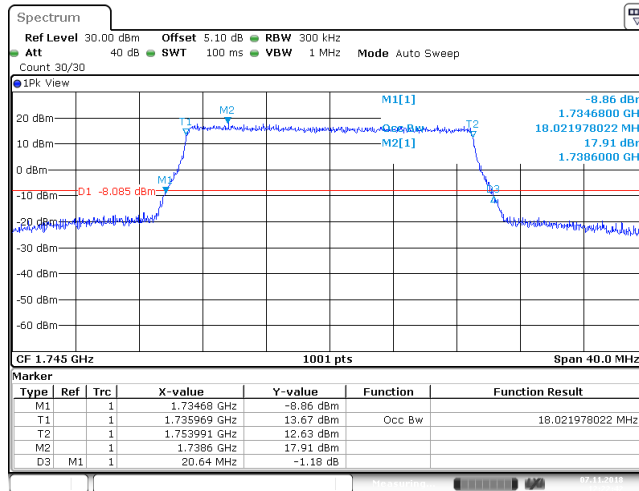
Date: 13 NOV 2018 06:54:53

Band4_20MHz_QPSK_20175_100RB#0



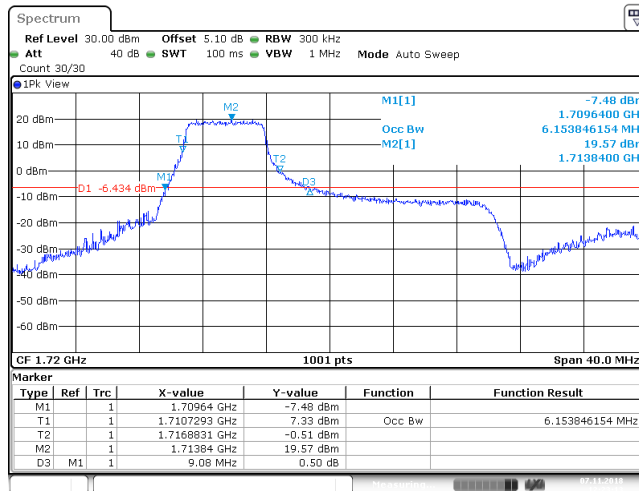
Date: 7 NOV 2018 12:22:29

Band4_20MHz_QPSK_20300_100RB#0



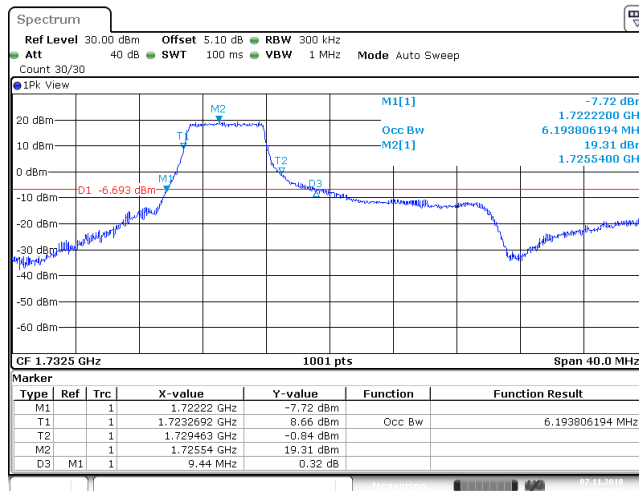
Date: 7/10/2018 12:22:43

Band4_20MHz_16QAM_20050_27RB#0



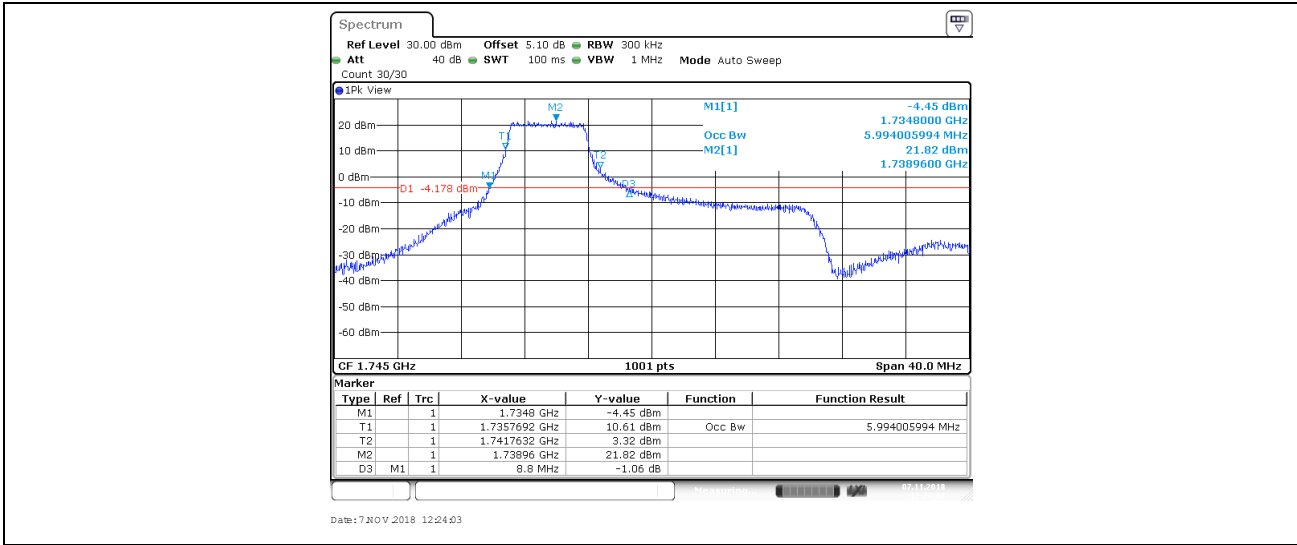
Date: 7/10/2018 12:23:43

Band4_20MHz_16QAM_20175_27RB#0



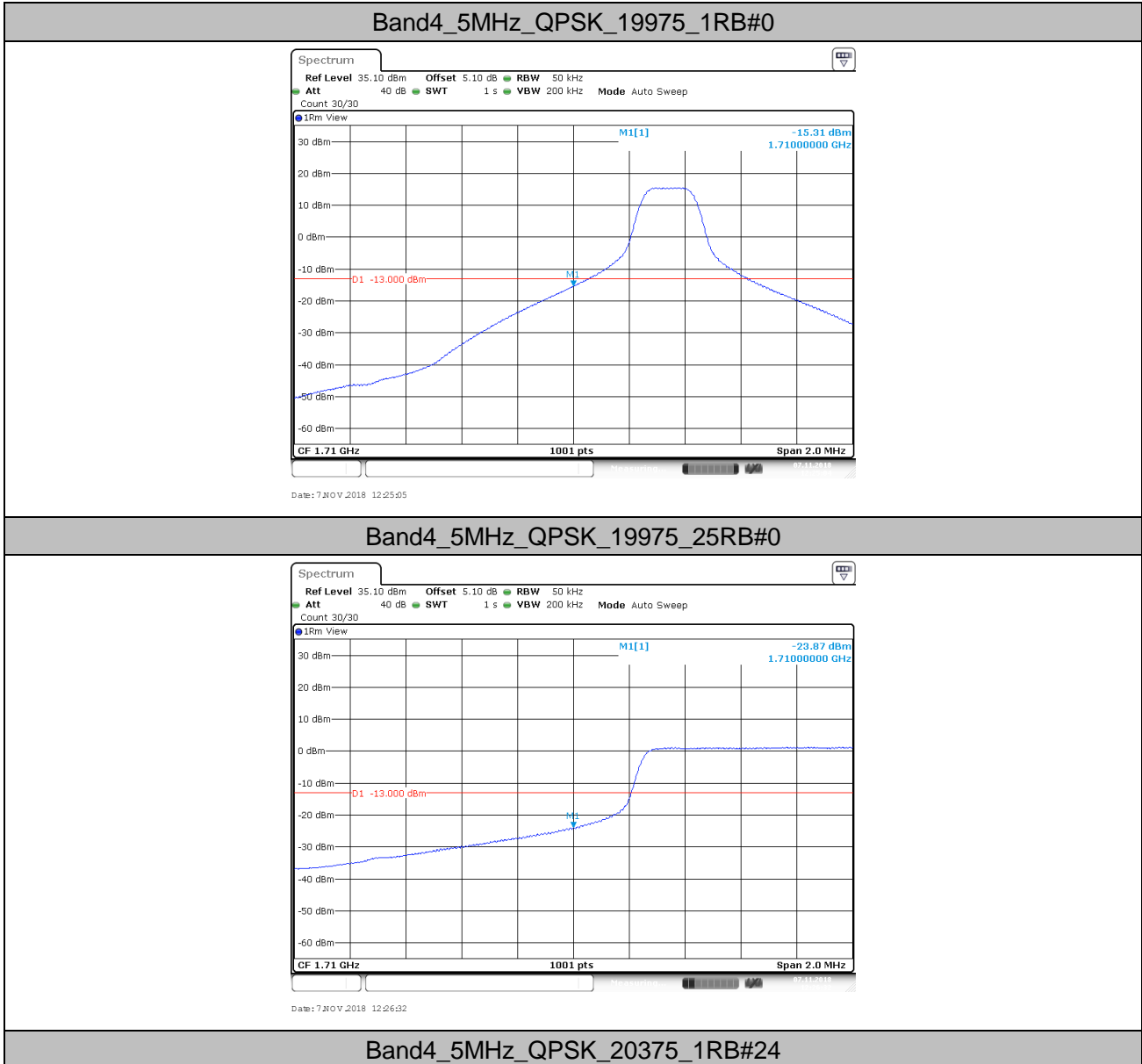
Date: 7/10/2018 12:23:58

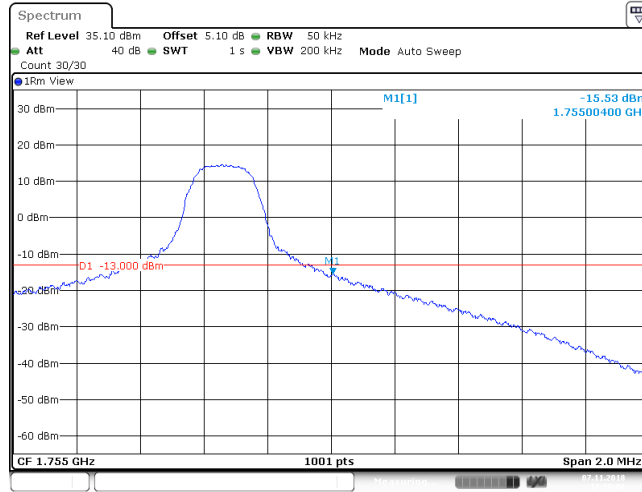
Band4_20MHz_16QAM_20300_27RB#0



5. Band Edge Compliance

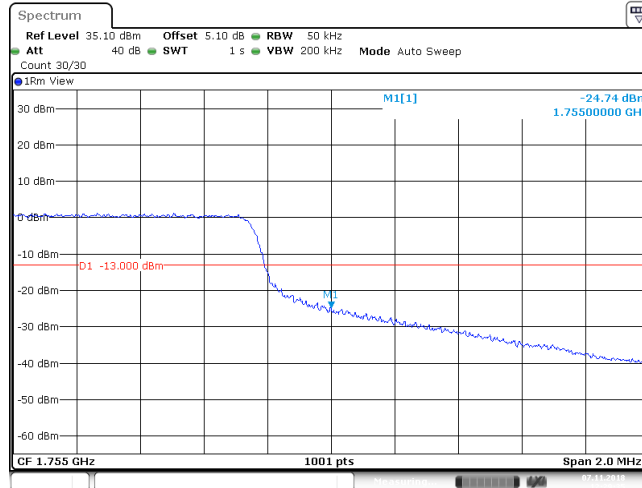
5.1. Test Plots





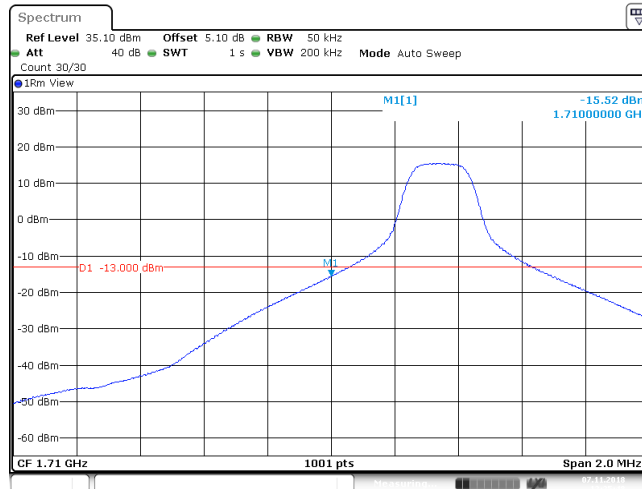
Date: 7 NOV 2018 12:28:08

Band4_5MHz_QPSK_20375_25RB#0



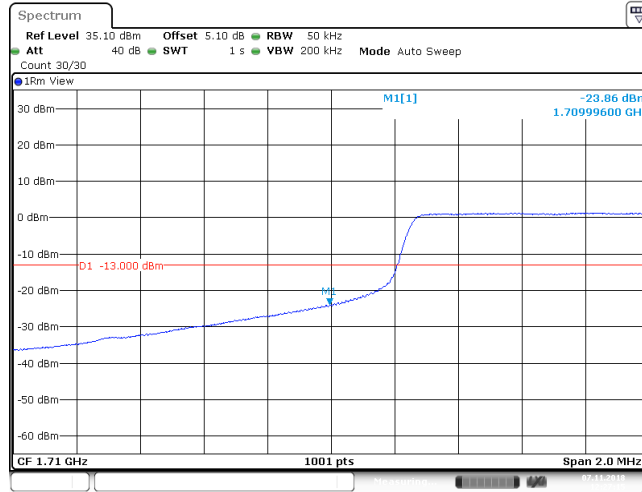
Date: 7 NOV 2018 12:29:35

Band4_5MHz_16QAM_19975_1RB#0

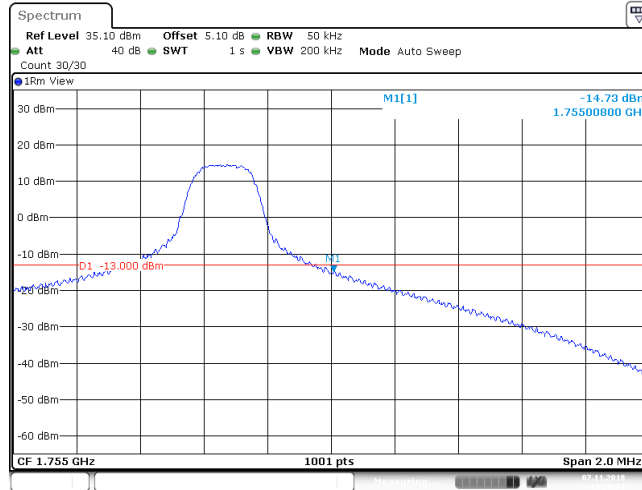


Date: 7 NOV 2018 12:25:48

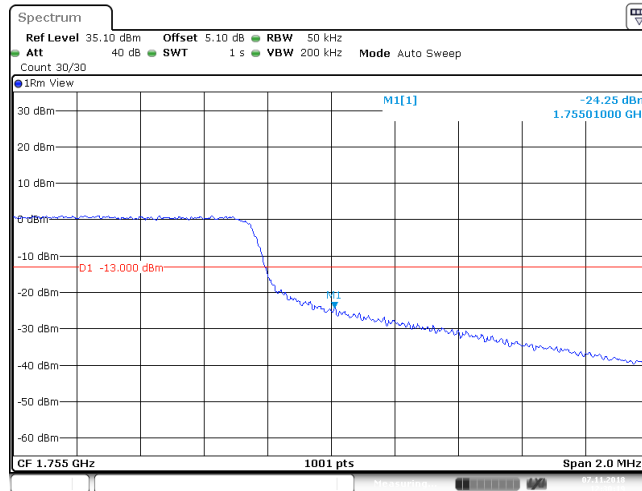
Band4_5MHz_16QAM_19975_25RB#0



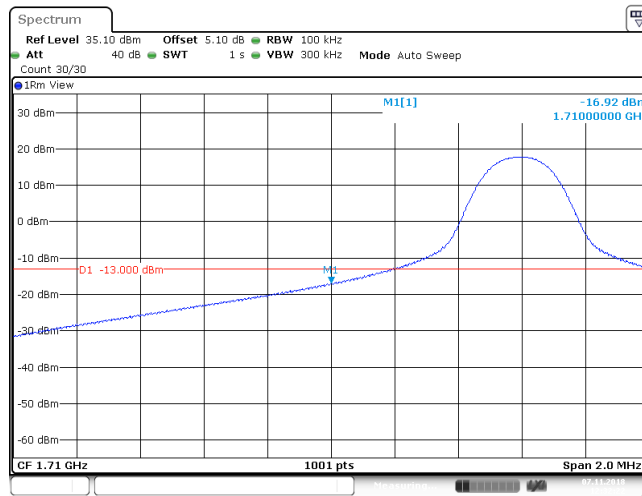
Band4_5MHz_16QAM_20375_1RB#24



Band4_5MHz_16QAM_20375_25RB#0

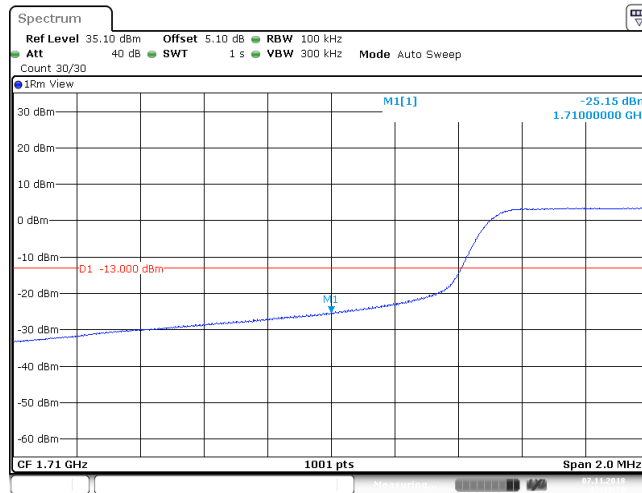


Band4_10MHz_QPSK_20000_1RB#0



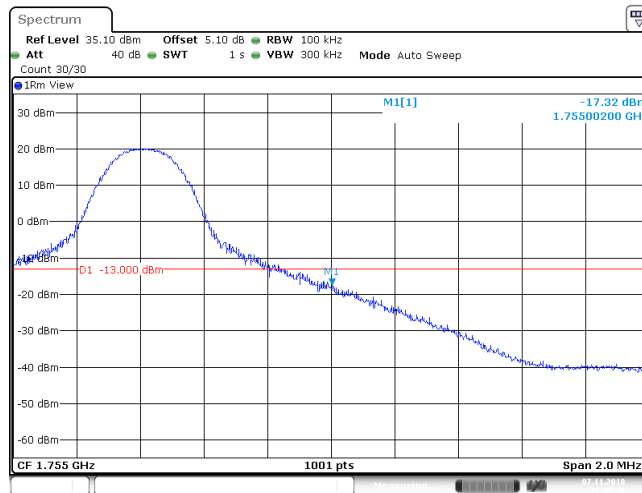
Date: 7 NOV 2018 12:32:23

Band4_10MHz_QPSK_20000_27RB#0



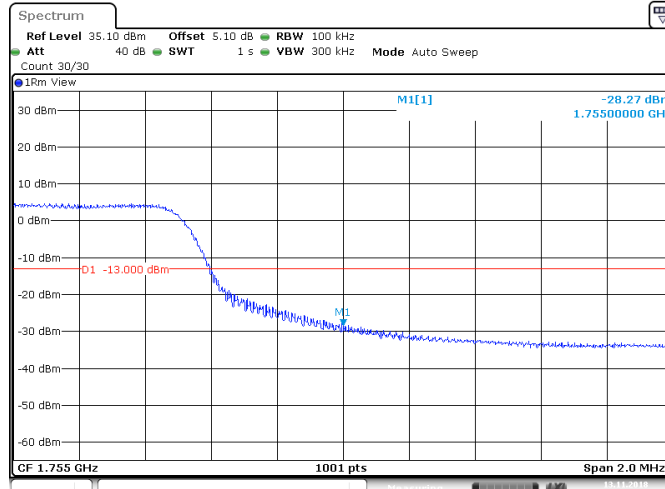
Date: 7 NOV 2018 12:33:50

Band4_10MHz_QPSK_20350_1RB#49



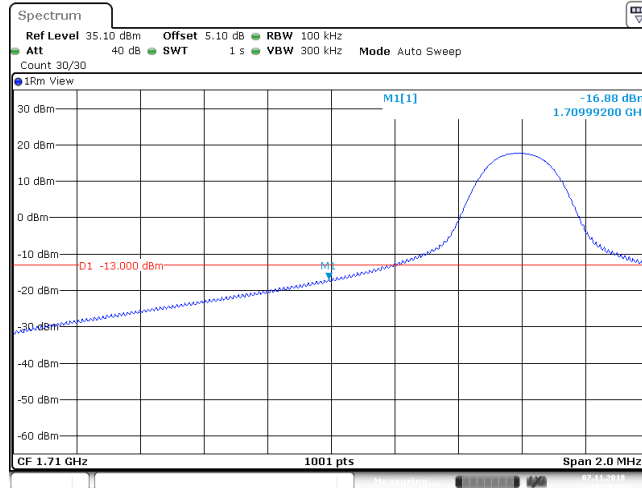
Date: 7 NOV 2018 12:40:49

Band4_10MHz_QPSK_20350_50RB#0



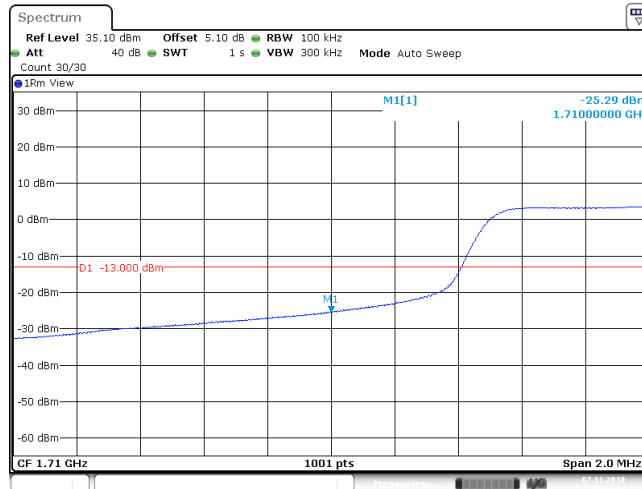
Date: 13 NOV 2018 06:55:55

Band4_10MHz_16QAM_20000_1RB#0



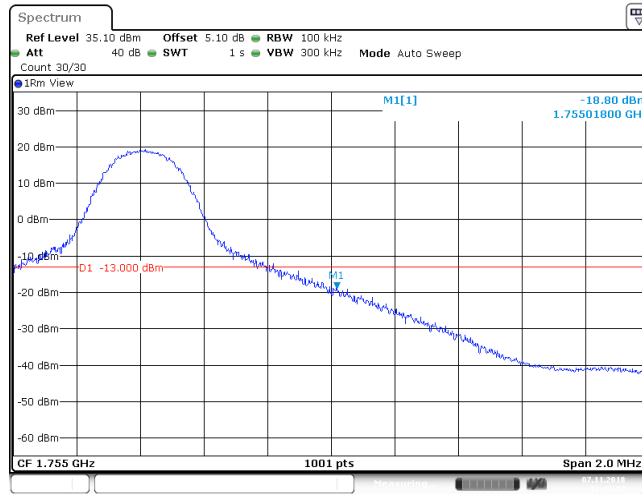
Date: 7 NOV 2018 12:33:06

Band4_10MHz_16QAM_20000_27RB#0



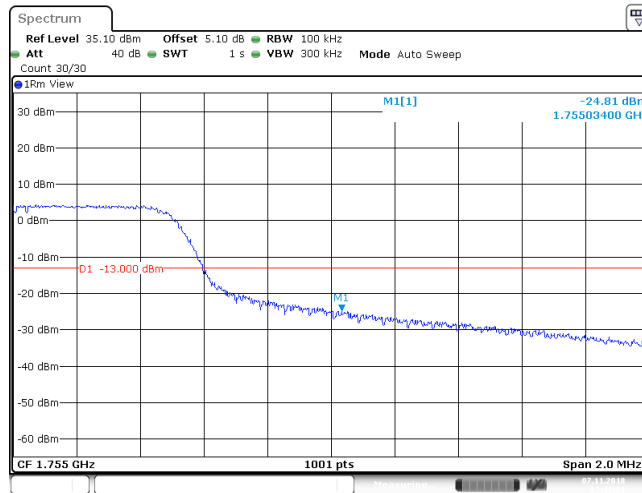
Date: 7 NOV 2018 12:34:34

Band4_10MHz_16QAM_20350_1RB#49



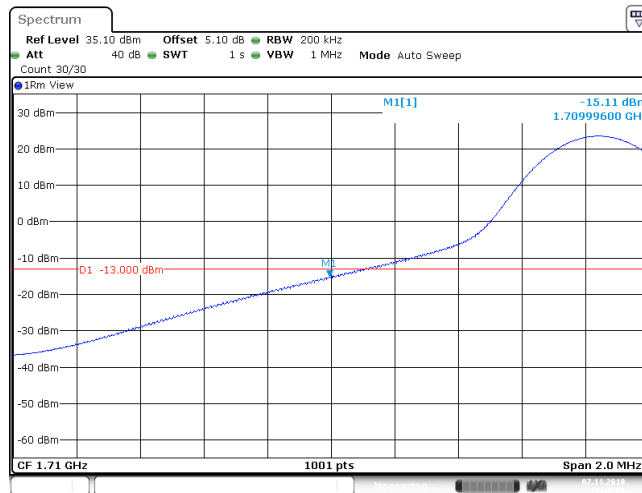
Date: 7 NOV 2018 12:41:33

Band4_10MHz_16QAM_20350_27RB#23



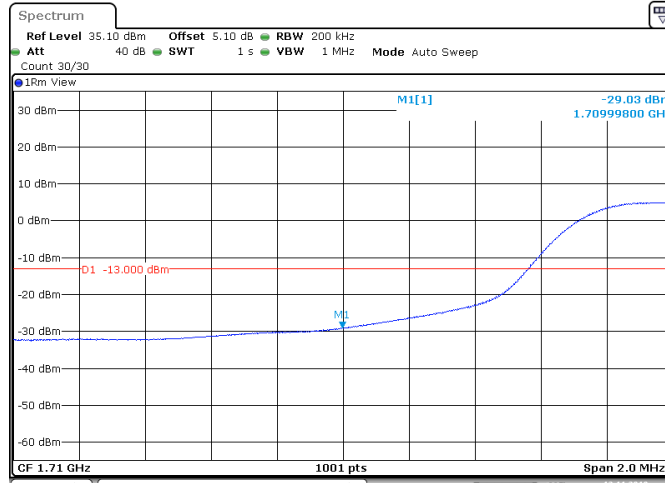
Date: 7 NOV 2018 12:43:02

Band4_15MHz_QPSK_20025_1RB#0

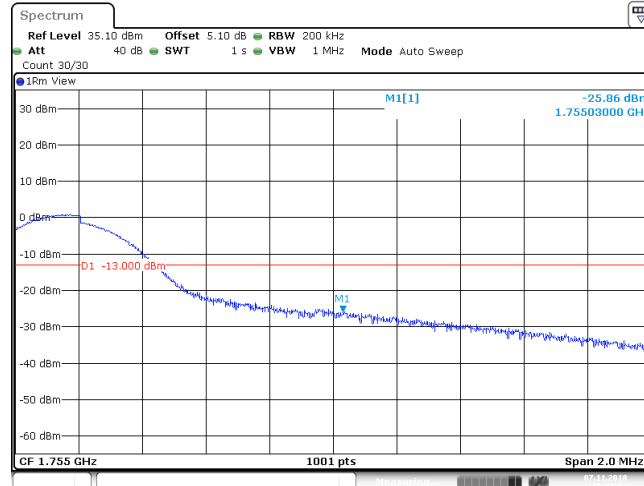


Date: 7 NOV 2018 12:48:00

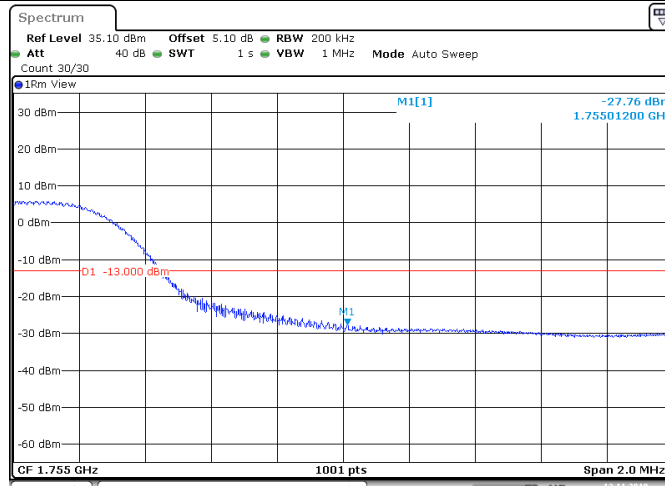
Band4_15MHz_QPSK_20025_75RB#0



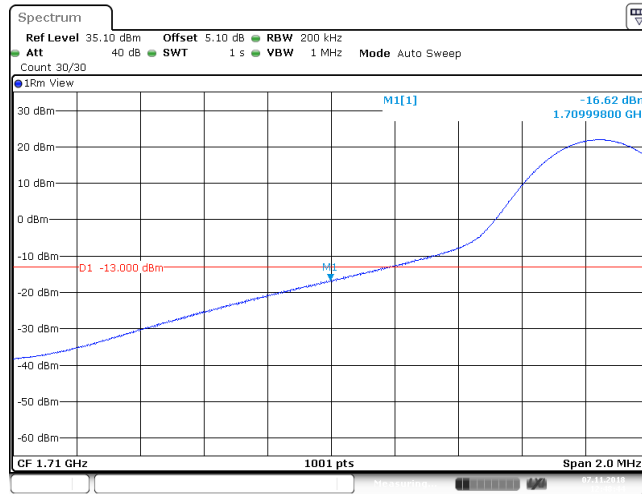
Band4_15MHz_QPSK_20325_1RB#74



Band4_15MHz_QPSK_20325_75RB#0

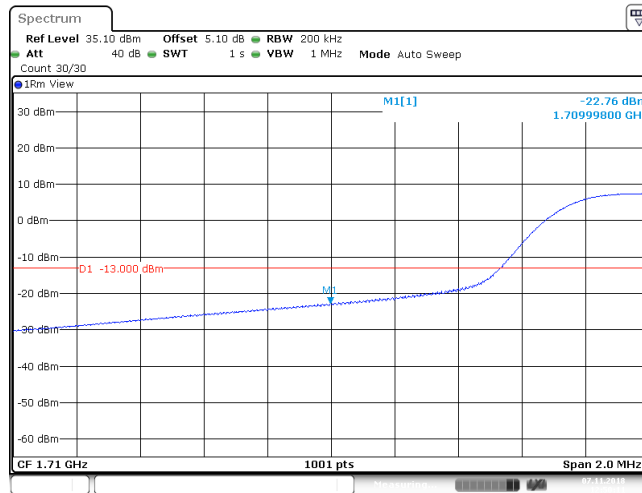


Band4_15MHz_16QAM_20025_1RB#0



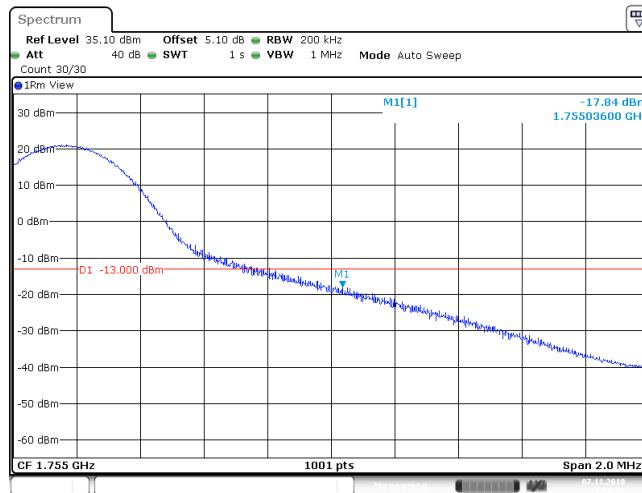
Date: 7 NOV 2018 12:48:44

Band4_15MHz_16QAM_20025_27RB#0



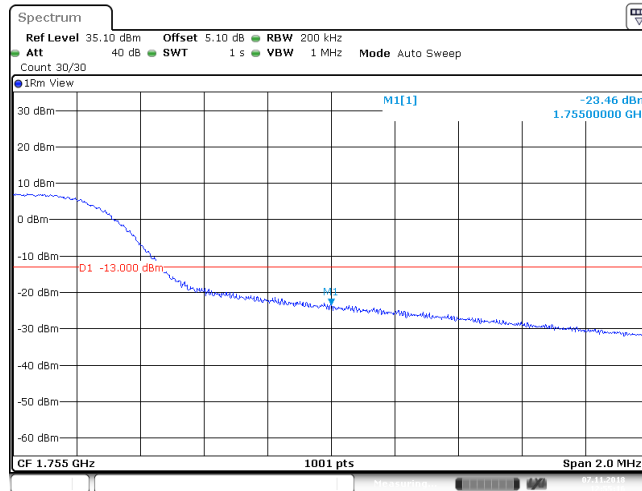
Date: 7 NOV 2018 12:50:12

Band4_15MHz_16QAM_20325_1RB#74



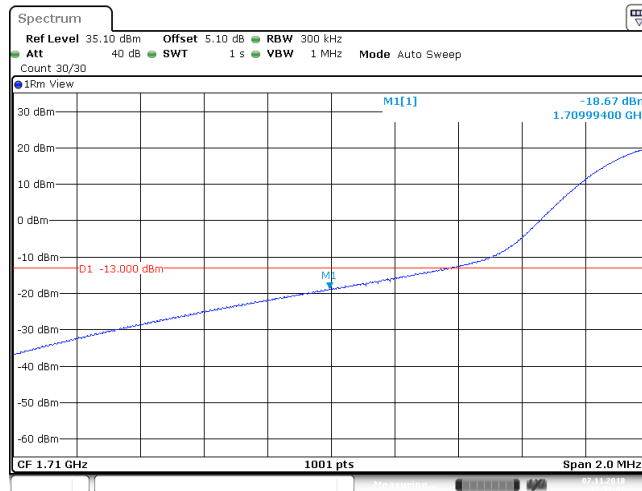
Date: 7 NOV 2018 12:53:47

Band4_15MHz_16QAM_20325_27RB#48



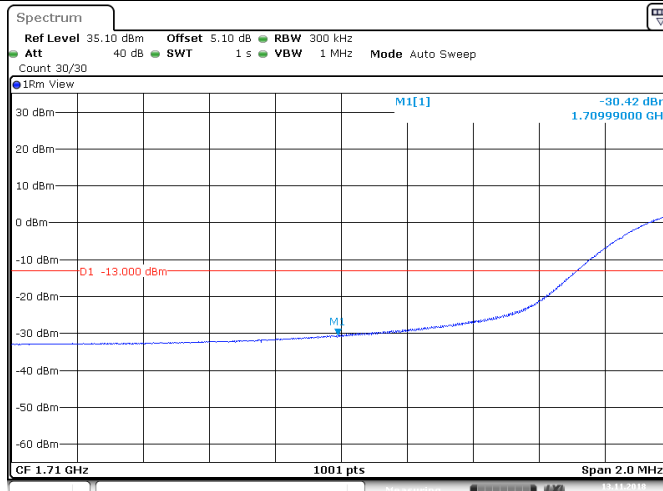
Date: 7 NOV 2018 12:55:16

Band4_20MHz_QPSK_20050_1RB#0



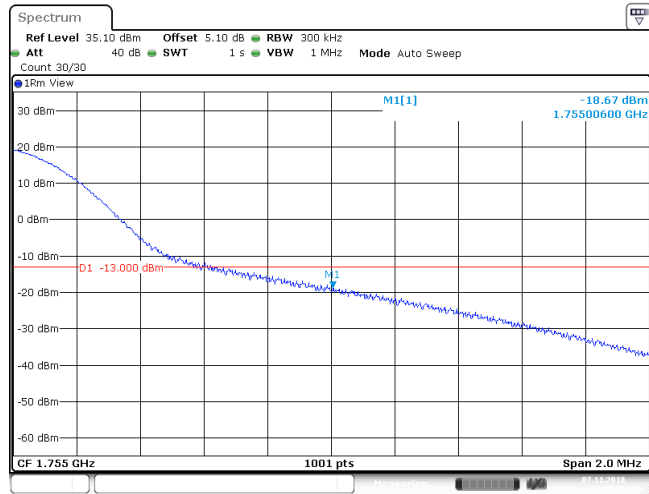
Date: 7 NOV 2018 12:57:08

Band4_20MHz_QPSK_20050_100RB#0



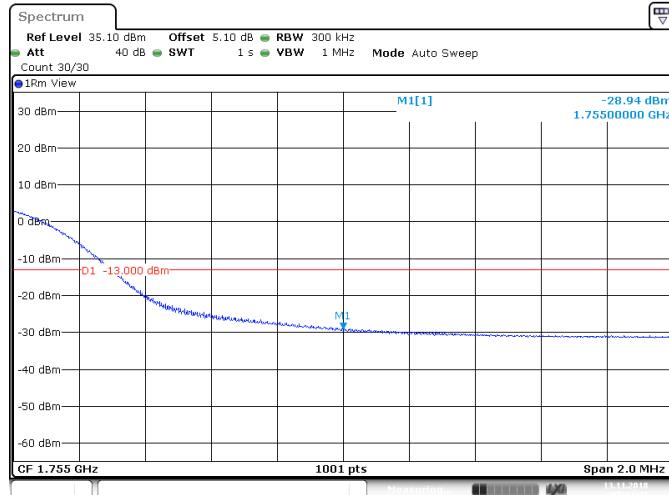
Date: 13 NOV 2018 07:00:01

Band4_20MHz_QPSK_20300_1RB#99



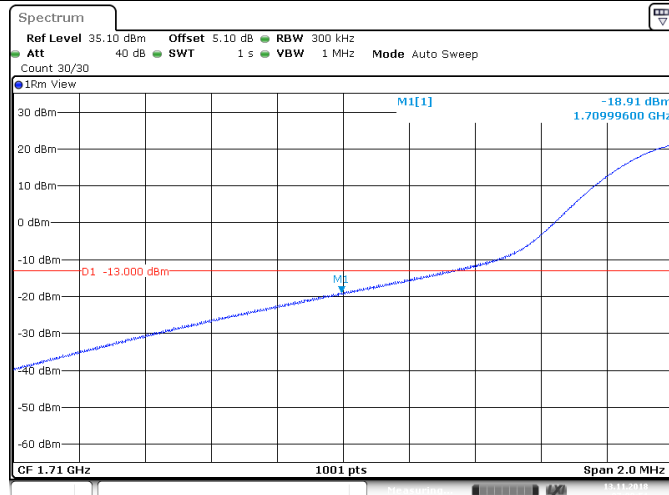
Date: 7 NOV 2018 13:03:22

Band4_20MHz_QPSK_20300_100RB#0



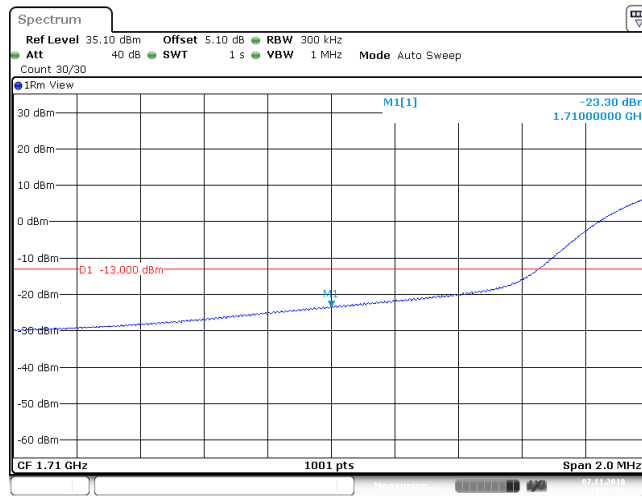
Date: 13 NOV 2018 07:01:43

Band4_20MHz_16QAM_20050_1RB#0



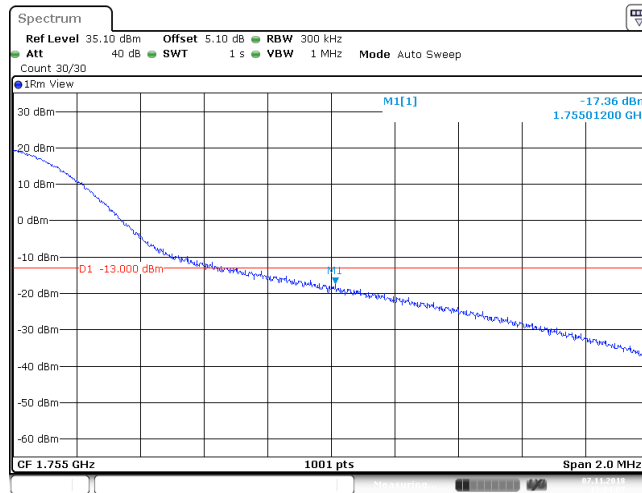
Date: 13 NOV 2018 07:00:51

Band4_20MHz_16QAM_20050_27RB#0



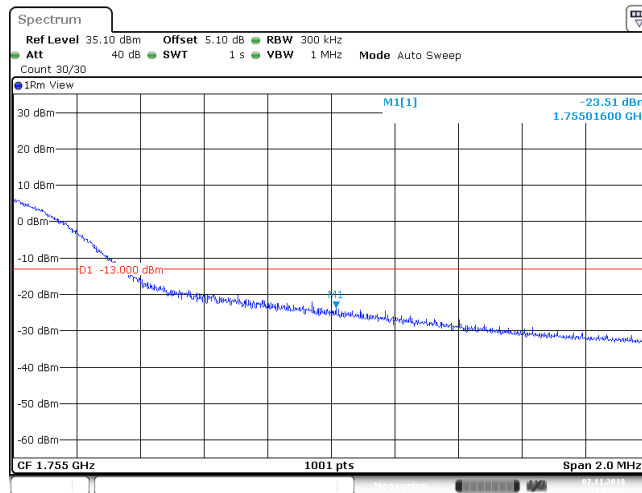
Date: 7 NOV 2018 13:01:39

Band4_20MHz_16QAM_20300_1RB#99



Date: 7 NOV 2018 13:04:07

Band4_20MHz_16QAM_20300_27RB#73



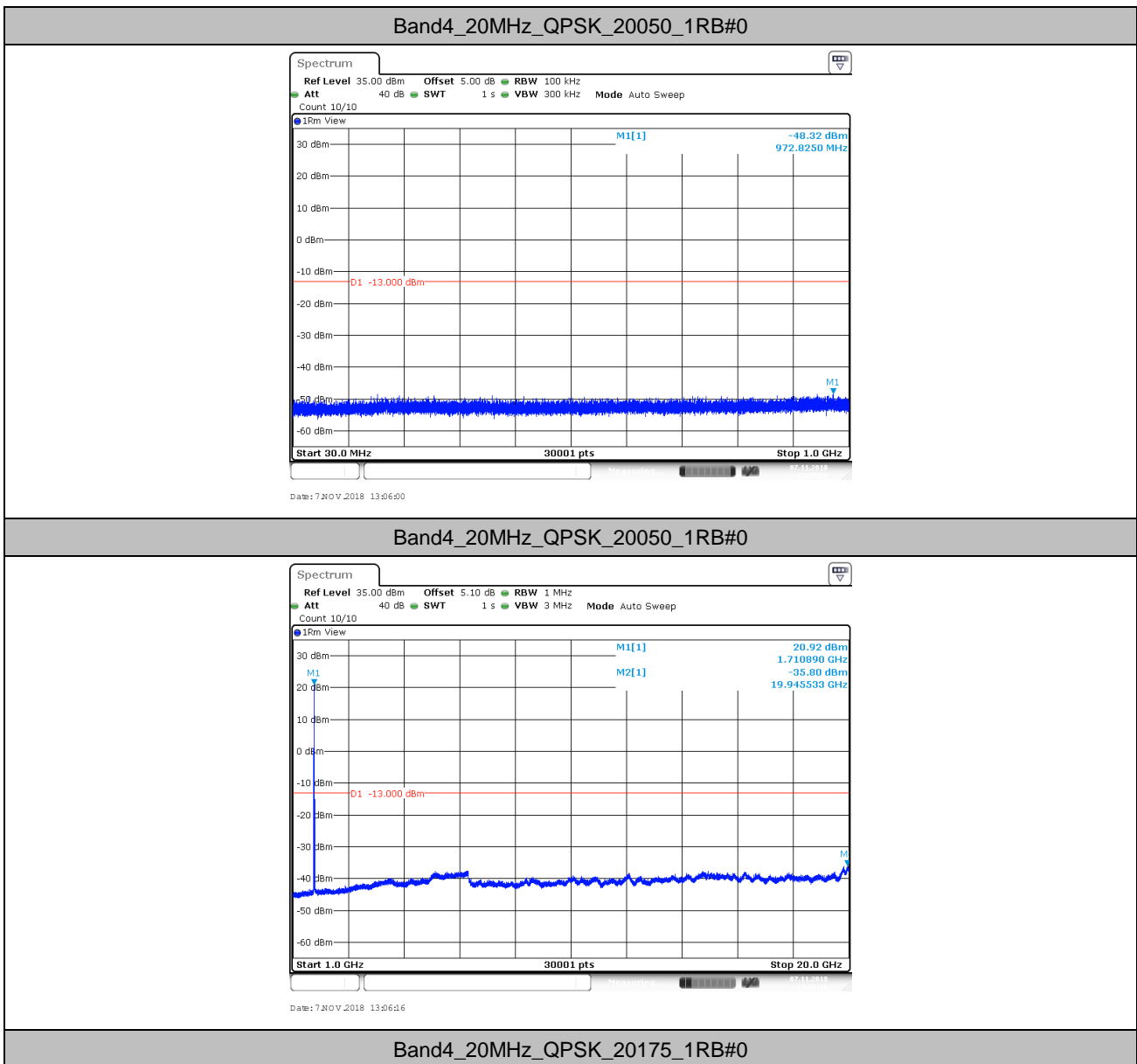
Date: 7 NOV 2018 13:05:37

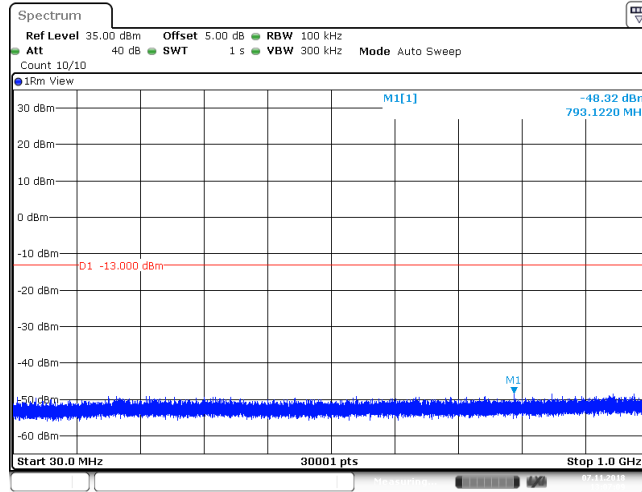
6. Spurious Emission at Antenna Terminal

Remark1: For the averaged unwanted emissions measurements, the measurement points in each sweep is greater than twice the Span/RBW in order to ensure bin-to-bin spacing of $< RBW/2$ so that narrowband signals are not lost between frequency bins. As to the present test item, the "Measurement Points = $k * (\text{Span} / RBW)$ " with k between 4 and 5, which results in an acceptable level error of less than 0.5 dB.

Remark2: only the worst case data displayed in this report.

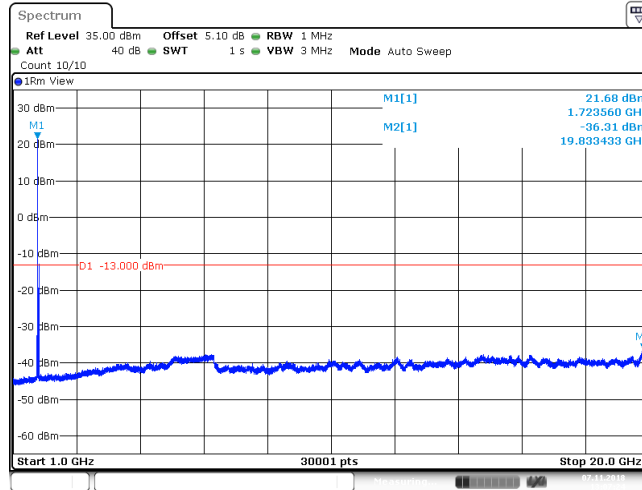
6.1. Test Plots





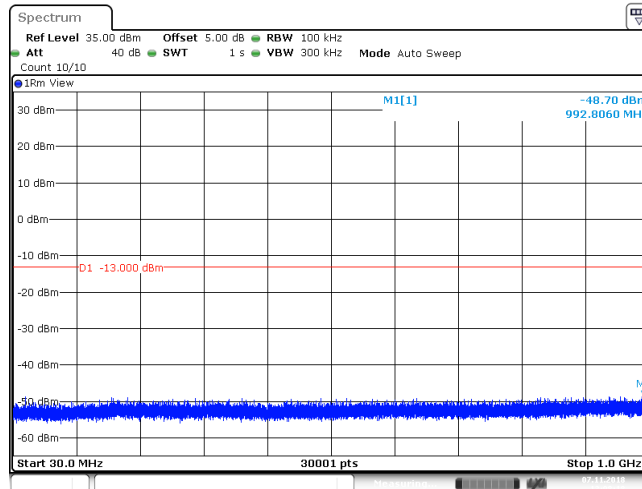
Date: 7 NOV 2018 13:07:09

Band4_20MHz_QPSK_20175_1RB#0



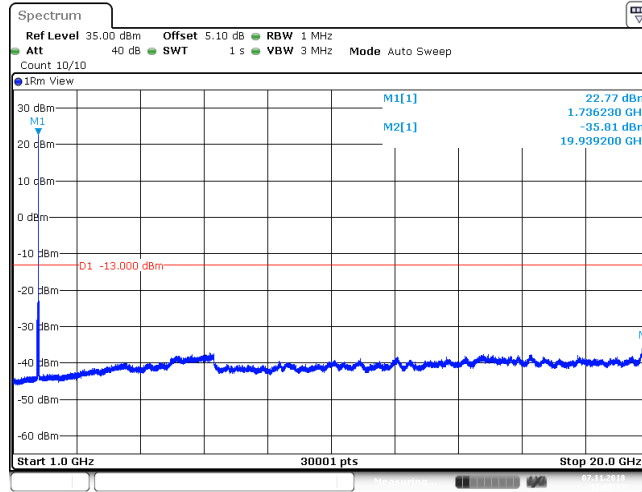
Date: 7 NOV 2018 13:07:25

Band4_20MHz_QPSK_20300_1RB#0



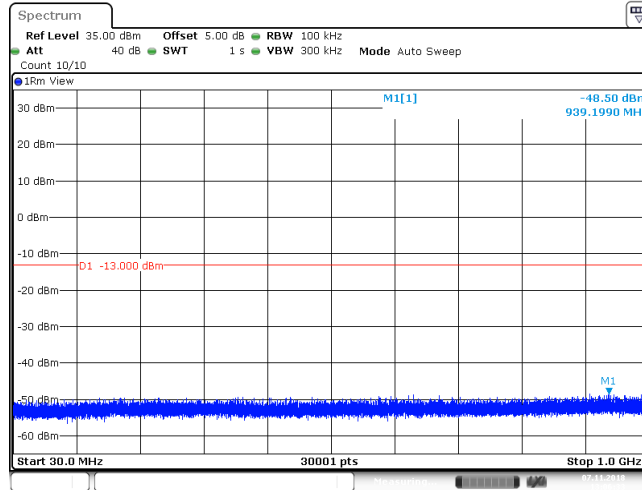
Date: 7 NOV 2018 13:08:18

Band4_20MHz_QPSK_20300_1RB#0



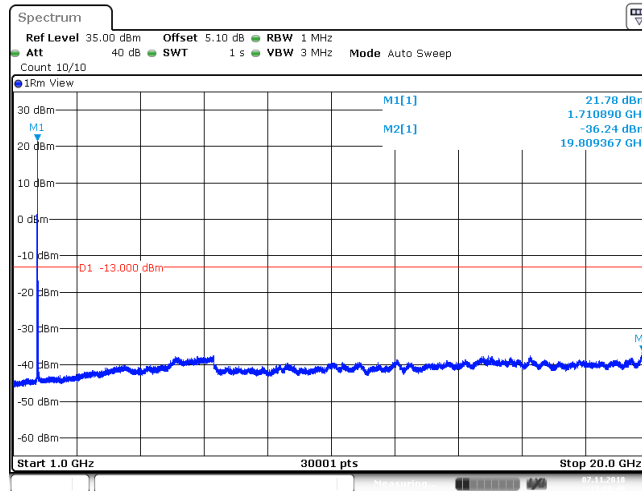
Date: 7 NOV 2018 13:08:34

Band4_20MHz_16QAM_20050_1RB#0



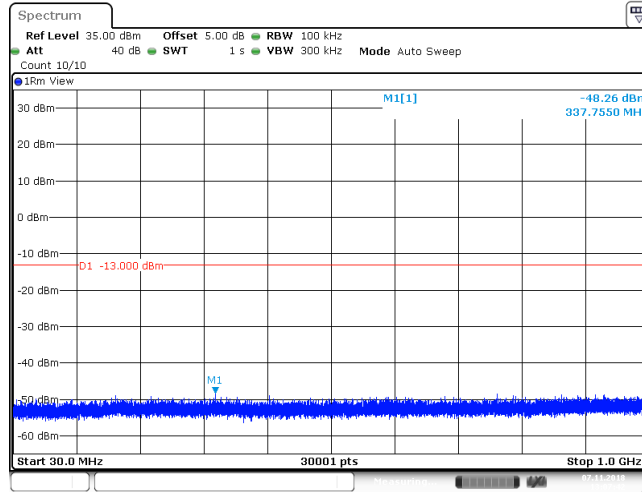
Date: 7 NOV 2018 13:06:33

Band4_20MHz_16QAM_20050_1RB#0



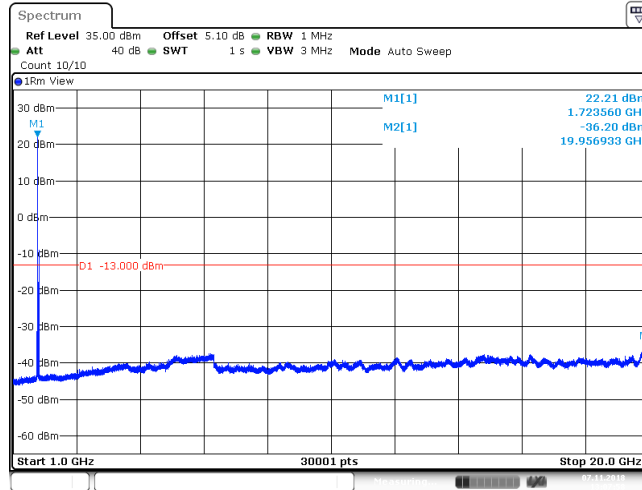
Date: 7 NOV 2018 13:06:49

Band4_20MHz_16QAM_20175_1RB#0



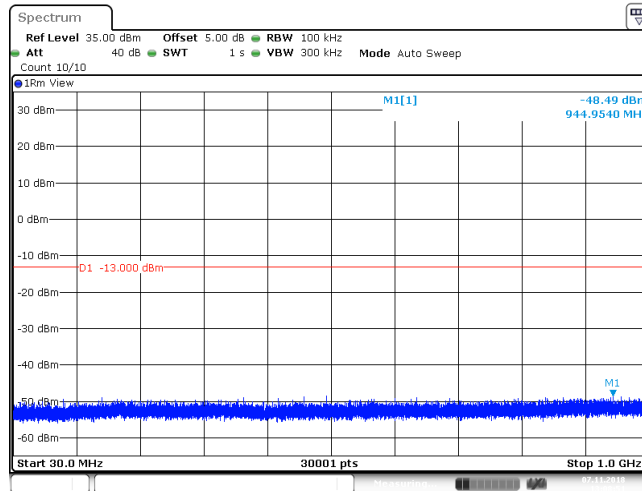
Date: 7 NOV 2018 13:07:42

Band4_20MHz_16QAM_20175_1RB#0



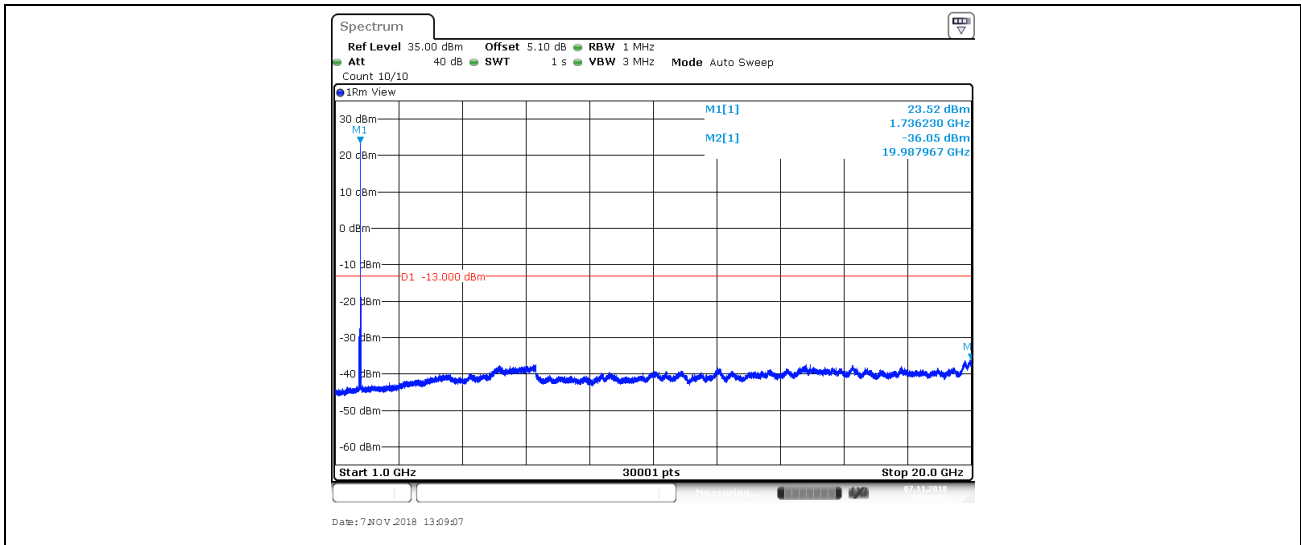
Date: 7 NOV 2018 13:07:58

Band4_20MHz_16QAM_20300_1RB#0



Date: 7 NOV 2018 13:08:52

Band4_20MHz_16QAM_20300_1RB#0



7. Field Strength of Spurious Radiation

7.1. Test BAND = LTE BAND 4

7.1.1. Test Mode = LTE/TM1 20MHz

7.1.1.1. Test Channel = LCH

Frequency (MHz)	Level (dBm)	Limit Line (dBm)	Margin (dB)	Polarization
64.550000	-81.44	-13.00	68.44	Vertical
178.900000	-84.06	-13.00	71.06	Vertical
312.400000	-76.99	-13.00	63.99	Vertical
3421.850000	-56.37	-13.00	43.37	Vertical
5133.300000	-57.87	-13.00	44.87	Vertical
8480.150000	-60.49	-13.00	47.49	Vertical
62.300000	-77.57	-13.00	64.57	Horizontal
179.200000	-76.25	-13.00	63.25	Horizontal
303.050000	-74.65	-13.00	61.65	Horizontal
3421.850000	-61.26	-13.00	48.26	Horizontal
5132.975000	-59.20	-13.00	46.20	Horizontal
8480.150000	-57.72	-13.00	44.72	Horizontal

7.1.1.2. Test Channel = MCH

Frequency (MHz)	Level (dBm)	Limit Line (dBm)	Margin (dB)	Polarization
64.500000	-81.87	-13.00	68.87	Vertical
177.950000	-84.03	-13.00	71.03	Vertical
351.300000	-77.50	-13.00	64.50	Vertical
3446.875000	-52.68	-13.00	39.68	Vertical
5170.675000	-60.62	-13.00	47.62	Vertical
8529.875000	-59.21	-13.00	46.21	Vertical
62.300000	-77.75	-13.00	64.75	Horizontal
178.350000	-74.77	-13.00	61.77	Horizontal
789.991667	-80.59	-13.00	67.59	Horizontal
3446.875000	-57.32	-13.00	44.32	Horizontal
5170.675000	-61.17	-13.00	48.17	Horizontal
8529.875000	-57.58	-13.00	44.58	Horizontal

7.1.1.3. Test Channel = HCH

Frequency (MHz)	Level (dBm)	Limit Line (dBm)	Margin (dB)	Polarization
63.650000	-81.29	-13.00	68.29	Vertical
180.200000	-85.30	-13.00	72.30	Vertical
299.700000	-74.95	-13.00	61.95	Vertical
3471.900000	-45.16	-13.00	32.16	Vertical
5208.050000	-56.57	-13.00	43.57	Vertical
8579.925000	-58.43	-13.00	45.43	Vertical
63.350000	-77.89	-13.00	64.89	Horizontal
181.150000	-76.35	-13.00	63.35	Horizontal
306.200000	-74.71	-13.00	61.71	Horizontal
3471.900000	-60.05	-13.00	47.05	Horizontal
5208.050000	-58.49	-13.00	45.49	Horizontal
8579.925000	-57.97	-13.00	44.97	Horizontal

Remark:

- 1) The disturbance above 12.75GHz and below 30MHz was very low, and the above harmonics were the highest point could be found when testing, so only the worst case data had been displayed.
- 2) We have tested all modulation and all Bandwidth , but only the worst case data presented in this report.

8. Frequency Stability

8.1. Frequency Vs Voltage

Voltage										
BAND	Bandwidth	Modulation	Channel	RB Configure	Voltage [Vdc]	Temperature (°C)	Deviation (Hz)	Deviation (ppm)	Limit (ppm)	Verdict
Band4	20MHz	QPSK	20050	100RB#0	VN	NT	-21.49	-0.01249	±2.5	PASS
Band4	20MHz	QPSK	20050	100RB#0	VL	NT	-19.71	-0.01146	±2.5	PASS
Band4	20MHz	QPSK	20050	100RB#0	VH	NT	-22.66	-0.01317	±2.5	PASS
Band4	20MHz	QPSK	20175	100RB#0	VN	NT	-16.41	-0.00947	±2.5	PASS
Band4	20MHz	QPSK	20175	100RB#0	VL	NT	-18.01	-0.0104	±2.5	PASS
Band4	20MHz	QPSK	20175	100RB#0	VH	NT	-18.11	-0.01045	±2.5	PASS
Band4	20MHz	QPSK	20300	100RB#0	VN	NT	14.45	0.008281	±2.5	PASS
Band4	20MHz	QPSK	20300	100RB#0	VL	NT	-14.33	-0.00821	±2.5	PASS
Band4	20MHz	QPSK	20300	100RB#0	VH	NT	-16.51	-0.00946	±2.5	PASS
Band4	20MHz	16QAM	20050	27RB#0	VN	NT	-20.54	-0.01194	±2.5	PASS
Band4	20MHz	16QAM	20050	27RB#0	VL	NT	-18.94	-0.01101	±2.5	PASS
Band4	20MHz	16QAM	20050	27RB#0	VH	NT	-17.61	-0.01024	±2.5	PASS
Band4	20MHz	16QAM	20175	27RB#0	VN	NT	-19.74	-0.01139	±2.5	PASS
Band4	20MHz	16QAM	20175	27RB#0	VL	NT	14.06	0.008115	±2.5	PASS
Band4	20MHz	16QAM	20175	27RB#0	VH	NT	-12.57	-0.00726	±2.5	PASS
Band4	20MHz	16QAM	20300	27RB#0	VN	NT	-18.85	-0.0108	±2.5	PASS
Band4	20MHz	16QAM	20300	27RB#0	VL	NT	-22.82	-0.01308	±2.5	PASS
Band4	20MHz	16QAM	20300	27RB#0	VH	NT	-9.27	-0.00531	±2.5	PASS

8.2. Frequency Vs Temperature

Temperature										
BAND	Bandwidth	Modulation	Channel	RB Configure	Voltage [Vdc]	Temperature (°C)	Deviation (Hz)	Deviation (ppm)	Limit (ppm)	Verdict
Band4	20MHz	QPSK	20050	100RB#0	NV	-30	-29.3	-0.01704	±2.5	PASS
Band4	20MHz	QPSK	20050	100RB#0	NV	-20	-18.31	-0.01065	±2.5	PASS
Band4	20MHz	QPSK	20050	100RB#0	NV	0	-18.08	-0.01051	±2.5	PASS
Band4	20MHz	QPSK	20050	100RB#0	NV	10	-17.94	-0.01043	±2.5	PASS
Band4	20MHz	QPSK	20050	100RB#0	NV	20	-21.3	-0.01238	±2.5	PASS
Band4	20MHz	QPSK	20050	100RB#0	NV	30	-20.67	-0.01202	±2.5	PASS
Band4	20MHz	QPSK	20050	100RB#0	NV	40	-14.46	-0.00841	±2.5	PASS
Band4	20MHz	QPSK	20050	100RB#0	NV	50	-19.05	-0.01108	±2.5	PASS
Band4	20MHz	QPSK	20175	100RB#0	NV	-30	-16.29	-0.0094	±2.5	PASS
Band4	20MHz	QPSK	20175	100RB#0	NV	-20	-20.63	-0.01191	±2.5	PASS
Band4	20MHz	QPSK	20175	100RB#0	NV	0	-18.91	-0.01092	±2.5	PASS
Band4	20MHz	QPSK	20175	100RB#0	NV	10	-18.87	-0.01089	±2.5	PASS
Band4	20MHz	QPSK	20175	100RB#0	NV	20	-19.83	-0.01145	±2.5	PASS
Band4	20MHz	QPSK	20175	100RB#0	NV	30	-16.02	-0.00925	±2.5	PASS
Band4	20MHz	QPSK	20175	100RB#0	NV	40	-17.87	-0.01032	±2.5	PASS
Band4	20MHz	QPSK	20175	100RB#0	NV	50	-16.12	-0.0093	±2.5	PASS
Band4	20MHz	QPSK	20300	100RB#0	NV	-30	-15.31	-0.00877	±2.5	PASS
Band4	20MHz	QPSK	20300	100RB#0	NV	-20	-14.08	-0.00807	±2.5	PASS
Band4	20MHz	QPSK	20300	100RB#0	NV	0	-15.36	-0.0088	±2.5	PASS
Band4	20MHz	QPSK	20300	100RB#0	NV	10	15.03	0.008613	±2.5	PASS



Band4	20MHz	QPSK	20300	100RB#0	NV	20	15.84	0.009077	±2.5	PASS
Band4	20MHz	QPSK	20300	100RB#0	NV	30	-16.68	-0.00956	±2.5	PASS
Band4	20MHz	QPSK	20300	100RB#0	NV	40	-17.6	-0.01009	±2.5	PASS
Band4	20MHz	QPSK	20300	100RB#0	NV	50	-16.01	-0.00918	±2.5	PASS
Band4	20MHz	16QAM	20050	27RB#0	NV	-30	-18.12	-0.01054	±2.5	PASS
Band4	20MHz	16QAM	20050	27RB#0	NV	-20	-19.73	-0.01147	±2.5	PASS
Band4	20MHz	16QAM	20050	27RB#0	NV	0	-18.44	-0.01072	±2.5	PASS
Band4	20MHz	16QAM	20050	27RB#0	NV	10	-20.66	-0.01201	±2.5	PASS
Band4	20MHz	16QAM	20050	27RB#0	NV	20	-21.99	-0.01279	±2.5	PASS
Band4	20MHz	16QAM	20050	27RB#0	NV	30	-18.38	-0.01069	±2.5	PASS
Band4	20MHz	16QAM	20050	27RB#0	NV	40	-19.67	-0.01144	±2.5	PASS
Band4	20MHz	16QAM	20050	27RB#0	NV	50	-19.44	-0.0113	±2.5	PASS
Band4	20MHz	16QAM	20175	27RB#0	NV	-30	-15.38	-0.00888	±2.5	PASS
Band4	20MHz	16QAM	20175	27RB#0	NV	-20	-17.9	-0.01033	±2.5	PASS
Band4	20MHz	16QAM	20175	27RB#0	NV	0	-19.98	-0.01153	±2.5	PASS
Band4	20MHz	16QAM	20175	27RB#0	NV	10	18.05	0.010418	±2.5	PASS
Band4	20MHz	16QAM	20175	27RB#0	NV	20	-14.73	-0.0085	±2.5	PASS
Band4	20MHz	16QAM	20175	27RB#0	NV	30	-15.19	-0.00877	±2.5	PASS
Band4	20MHz	16QAM	20175	27RB#0	NV	40	14.72	0.008496	±2.5	PASS
Band4	20MHz	16QAM	20175	27RB#0	NV	50	-17.37	-0.01003	±2.5	PASS
Band4	20MHz	16QAM	20300	27RB#0	NV	-30	-20.8	-0.01192	±2.5	PASS
Band4	20MHz	16QAM	20300	27RB#0	NV	-20	-19.43	-0.01114	±2.5	PASS
Band4	20MHz	16QAM	20300	27RB#0	NV	0	-17.21	-0.00986	±2.5	PASS
Band4	20MHz	16QAM	20300	27RB#0	NV	10	-17.71	-0.01015	±2.5	PASS
Band4	20MHz	16QAM	20300	27RB#0	NV	20	-18.34	-0.01051	±2.5	PASS
Band4	20MHz	16QAM	20300	27RB#0	NV	30	-19.98	-0.01145	±2.5	PASS
Band4	20MHz	16QAM	20300	27RB#0	NV	40	-17.27	-0.0099	±2.5	PASS
Band4	20MHz	16QAM	20300	27RB#0	NV	50	-16.08	-0.00922	±2.5	PASS

The End