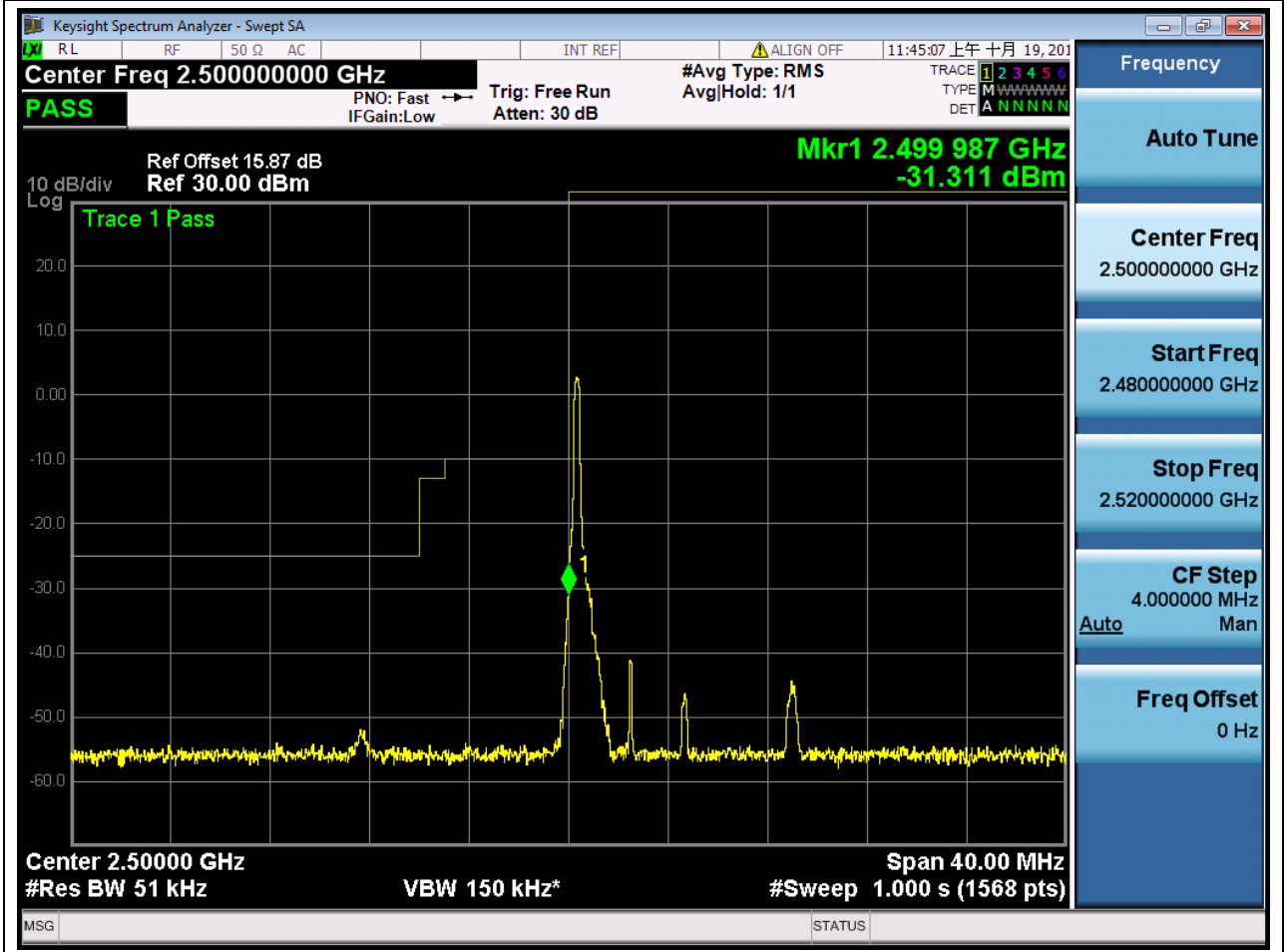


## Annex E. LTE Band Edge

# 1. LTE\_Band7

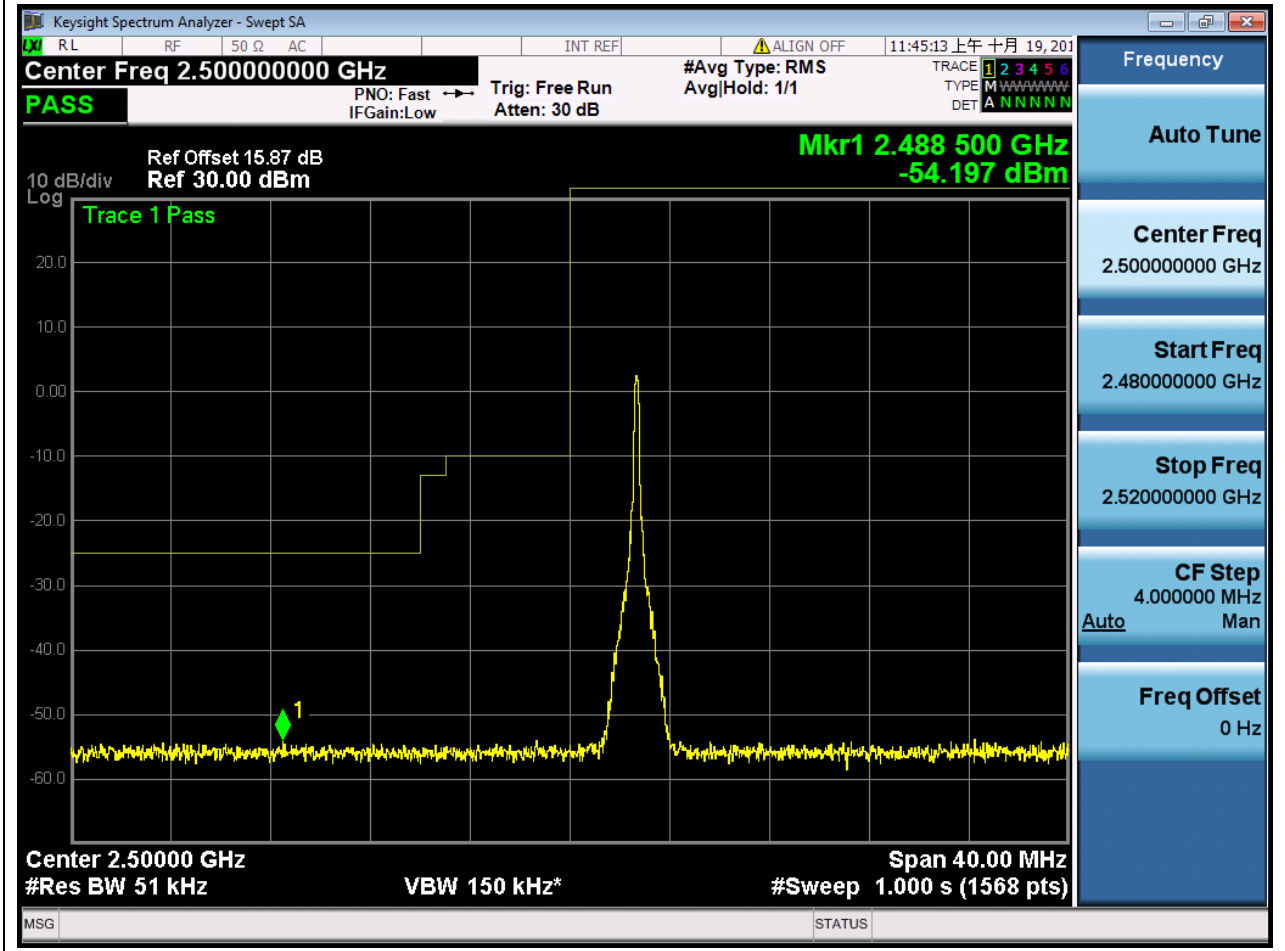
## 1.1. LTE Band Edge(NTNV)(Subtest:1, Channel:20775, Bandwidth:5, Modulation:QPSK, RB Number: 1, RB Position:LOW)

| Center Frequency (MHz) | Span (MHz) | RBW (MHz) | Detector | Frequency (MHz) | Power (dBm) | Verdict | Sweep Point |
|------------------------|------------|-----------|----------|-----------------|-------------|---------|-------------|
| 2500                   | 40         | 0.051     | RMS      | 2499.987        | -31.31      | Pass    | 1568        |



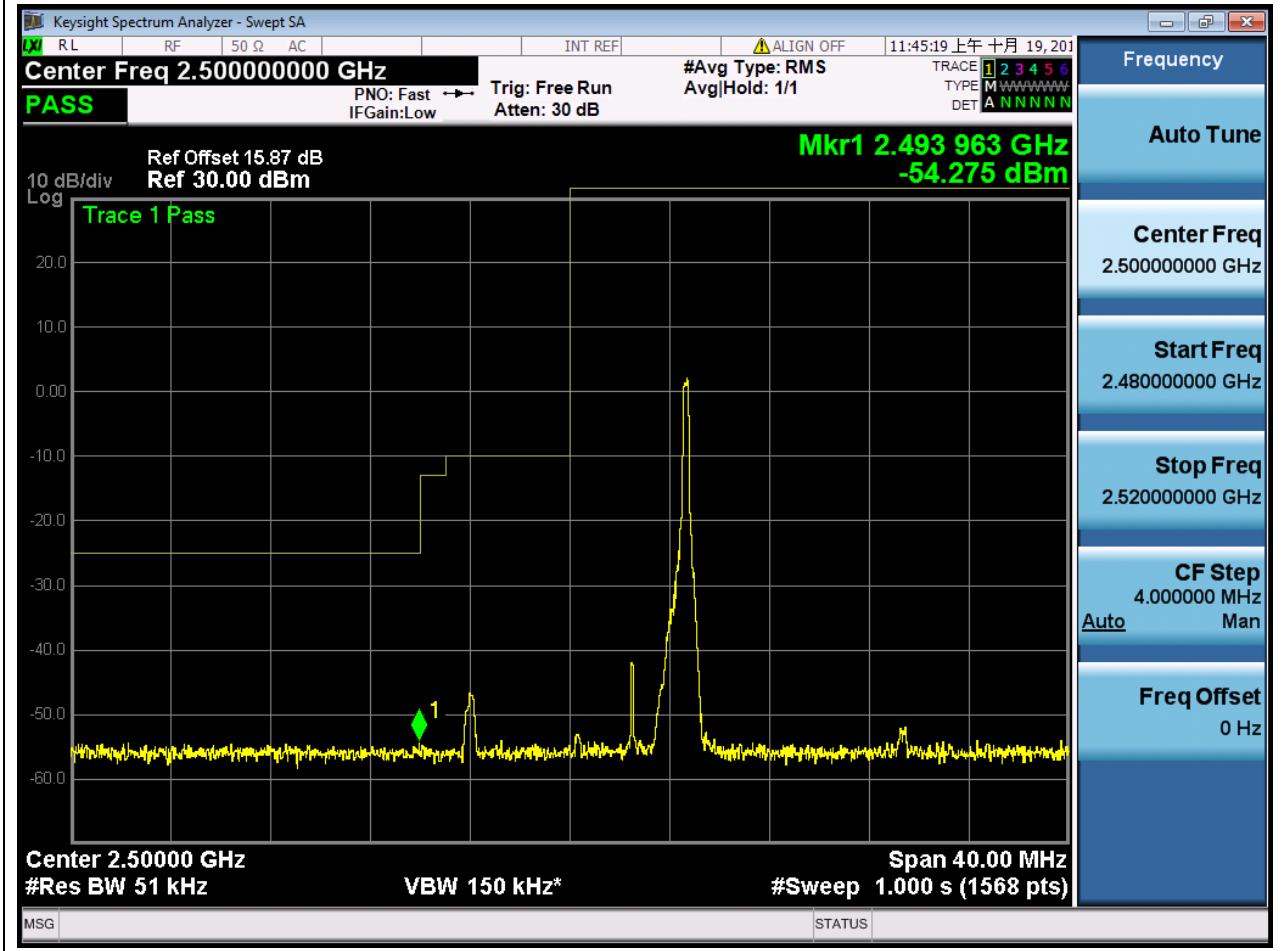
1.2. LTE Band Edge(NTNV)(Subtest:2, Channel:20775, Bandwidth:5, Modulation:QPSK, RB Number: 1, RB Position:MID)

| Center Frequency (MHz) | Span (MHz) | RBW (MHz) | Detector | Frequency (MHz) | Power (dBm) | Verdict | Sweep Point |
|------------------------|------------|-----------|----------|-----------------|-------------|---------|-------------|
| 2500                   | 40         | 0.051     | RMS      | 2488.5          | -54.2       | Pass    | 1568        |



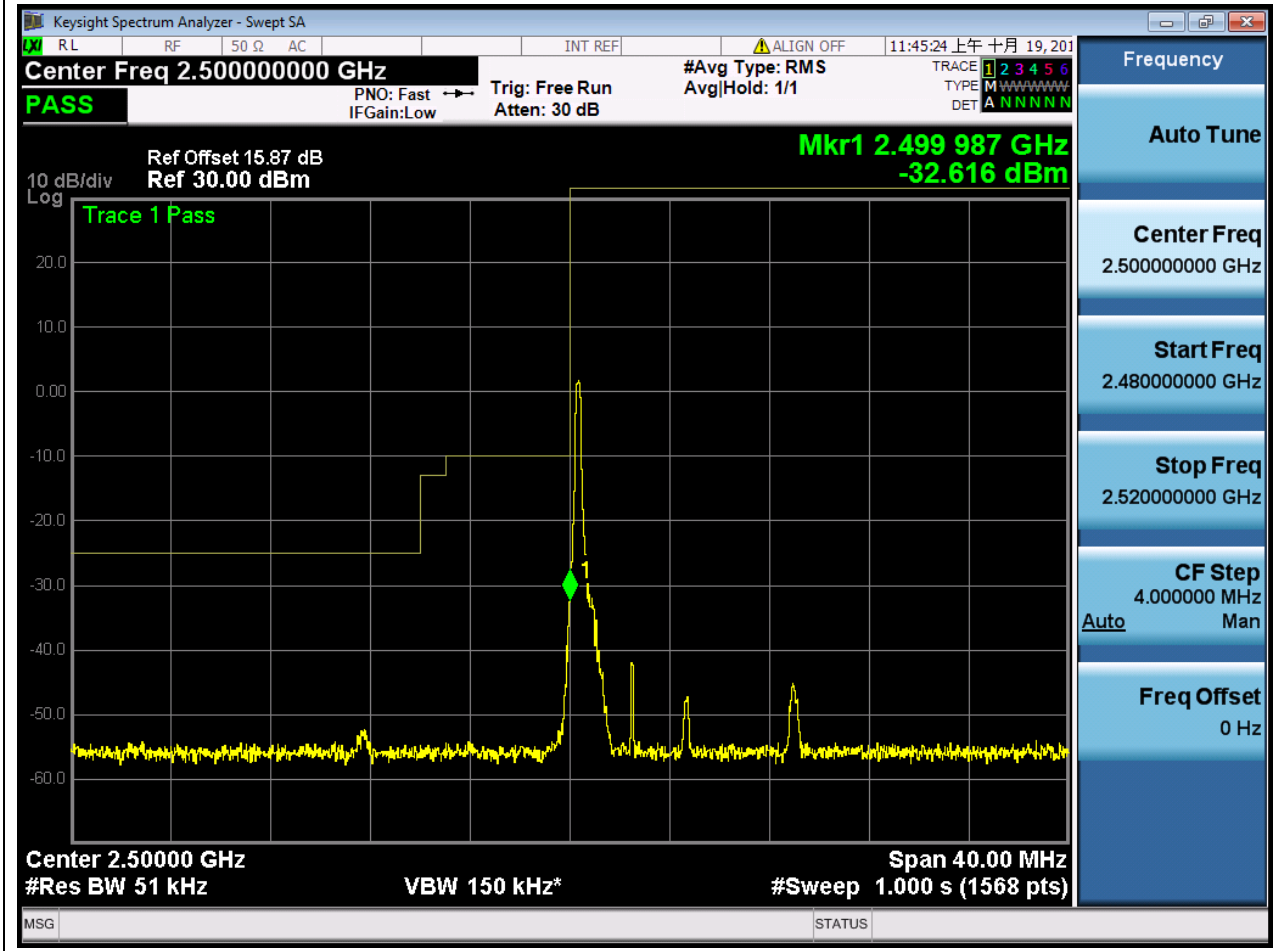
**1.3. LTE Band Edge(NTNV)(Subtest:3, Channel:20775, Bandwidth:5, Modulation:QPSK, RB Number: 1, RB Position:HIGH)**

| Center Frequency (MHz) | Span (MHz) | RBW (MHz) | Detector | Frequency (MHz) | Power (dBm) | Verdict | Sweep Point |
|------------------------|------------|-----------|----------|-----------------|-------------|---------|-------------|
| 2500                   | 40         | 0.051     | RMS      | 2493.963        | -54.28      | Pass    | 1568        |



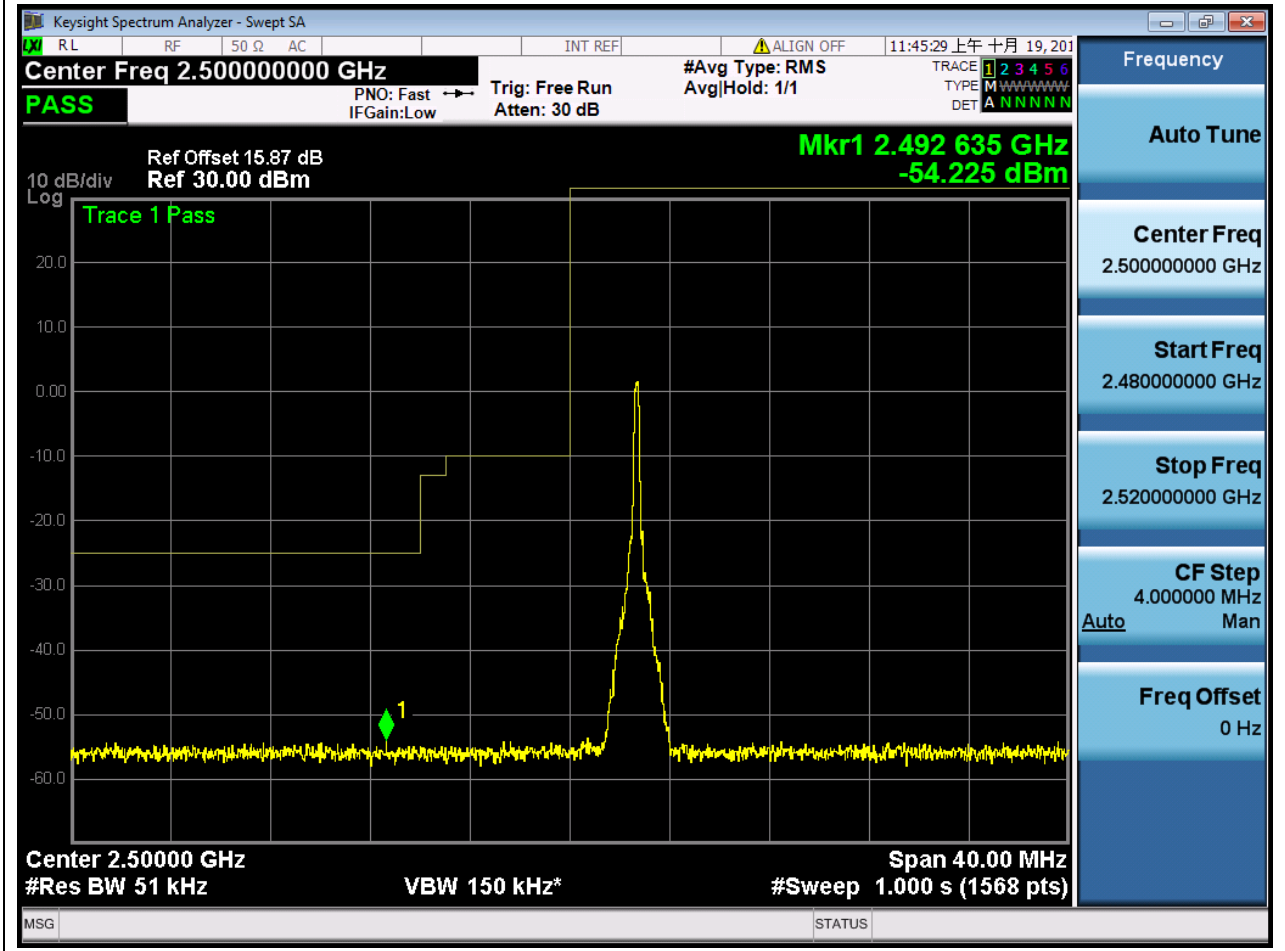
**1.4. LTE Band Edge(NTNV)(Subtest:4, Channel:20775, Bandwidth:5, Modulation:Q16, RB Number: 1, RB Position:LOW)**

| Center Frequency (MHz) | Span (MHz) | RBW (MHz) | Detector | Frequency (MHz) | Power (dBm) | Verdict | Sweep Point |
|------------------------|------------|-----------|----------|-----------------|-------------|---------|-------------|
| 2500                   | 40         | 0.051     | RMS      | 2499.987        | -32.62      | Pass    | 1568        |



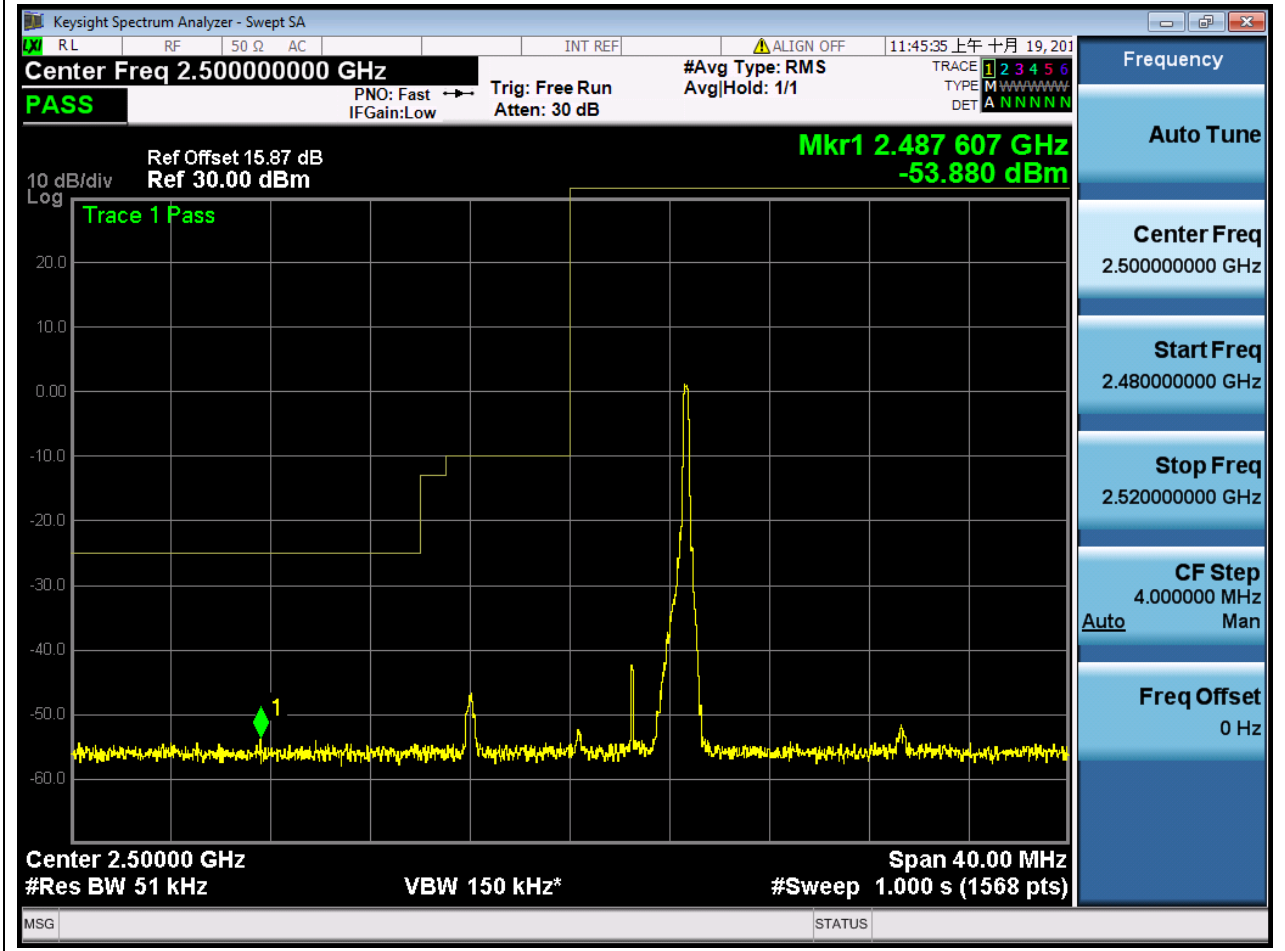
**1.5. LTE Band Edge(NTNV)(Subtest:5, Channel:20775, Bandwidth:5, Modulation:Q16, RB Number: 1, RB Position:MID)**

| Center Frequency (MHz) | Span (MHz) | RBW (MHz) | Detector | Frequency (MHz) | Power (dBm) | Verdict | Sweep Point |
|------------------------|------------|-----------|----------|-----------------|-------------|---------|-------------|
| 2500                   | 40         | 0.051     | RMS      | 2492.635        | -54.22      | Pass    | 1568        |



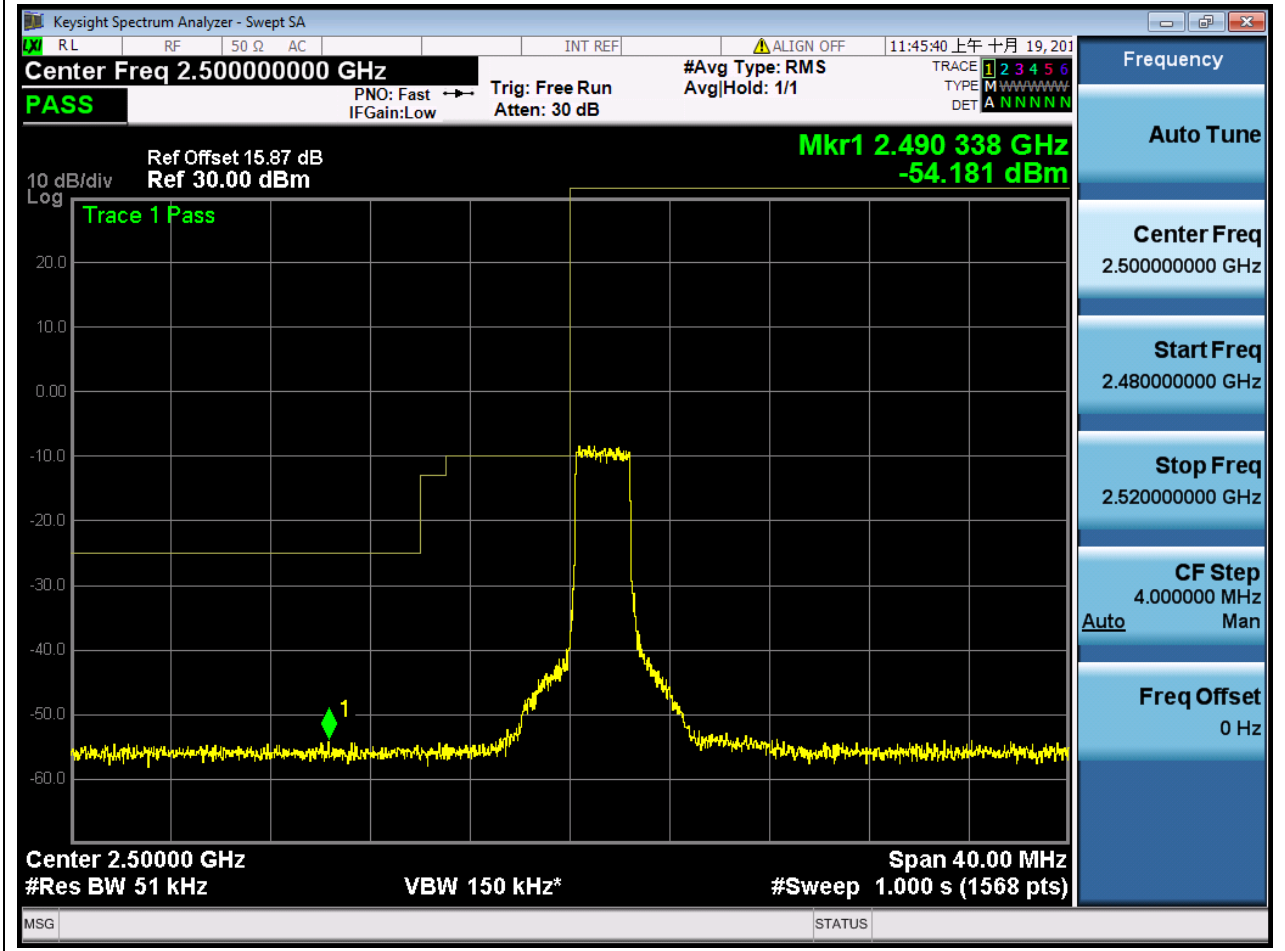
**1.6. LTE Band Edge(NTNV)(Subtest:6, Channel:20775, Bandwidth:5, Modulation:Q16, RB Number: 1, RB Position:HIGH)**

| Center Frequency (MHz) | Span (MHz) | RBW (MHz) | Detector | Frequency (MHz) | Power (dBm) | Verdict | Sweep Point |
|------------------------|------------|-----------|----------|-----------------|-------------|---------|-------------|
| 2500                   | 40         | 0.051     | RMS      | 2487.607        | -53.88      | Pass    | 1568        |



**1.7. LTE Band Edge(NTNV)(Subtest:7, Channel:20775, Bandwidth:5, Modulation:QPSK, RB Number: 12, RB Position:LOW)**

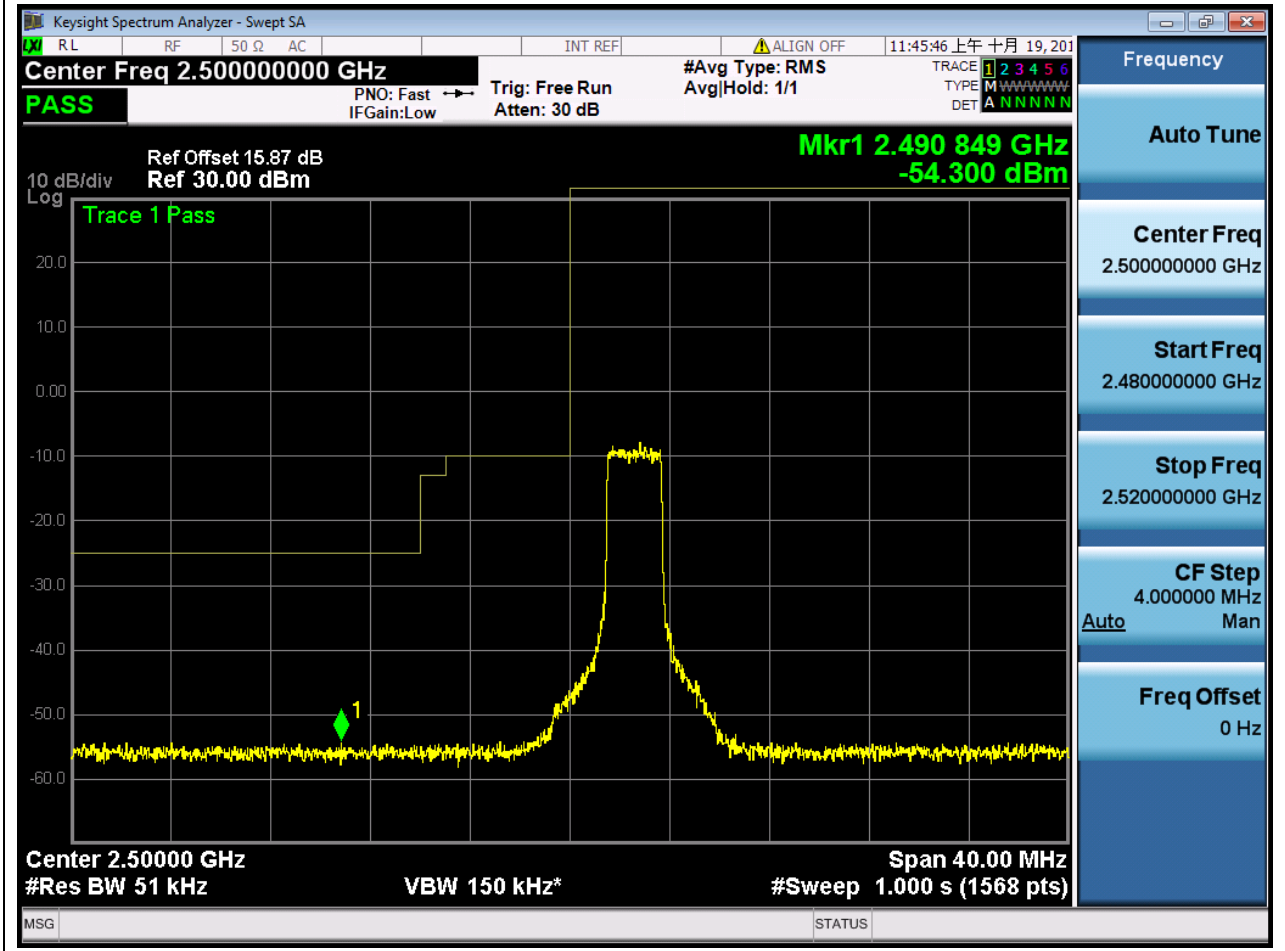
| Center Frequency (MHz) | Span (MHz) | RBW (MHz) | Detector | Frequency (MHz) | Power (dBm) | Verdict | Sweep Point |
|------------------------|------------|-----------|----------|-----------------|-------------|---------|-------------|
| 2500                   | 40         | 0.051     | RMS      | 2490.338        | -54.18      | Pass    | 1568        |





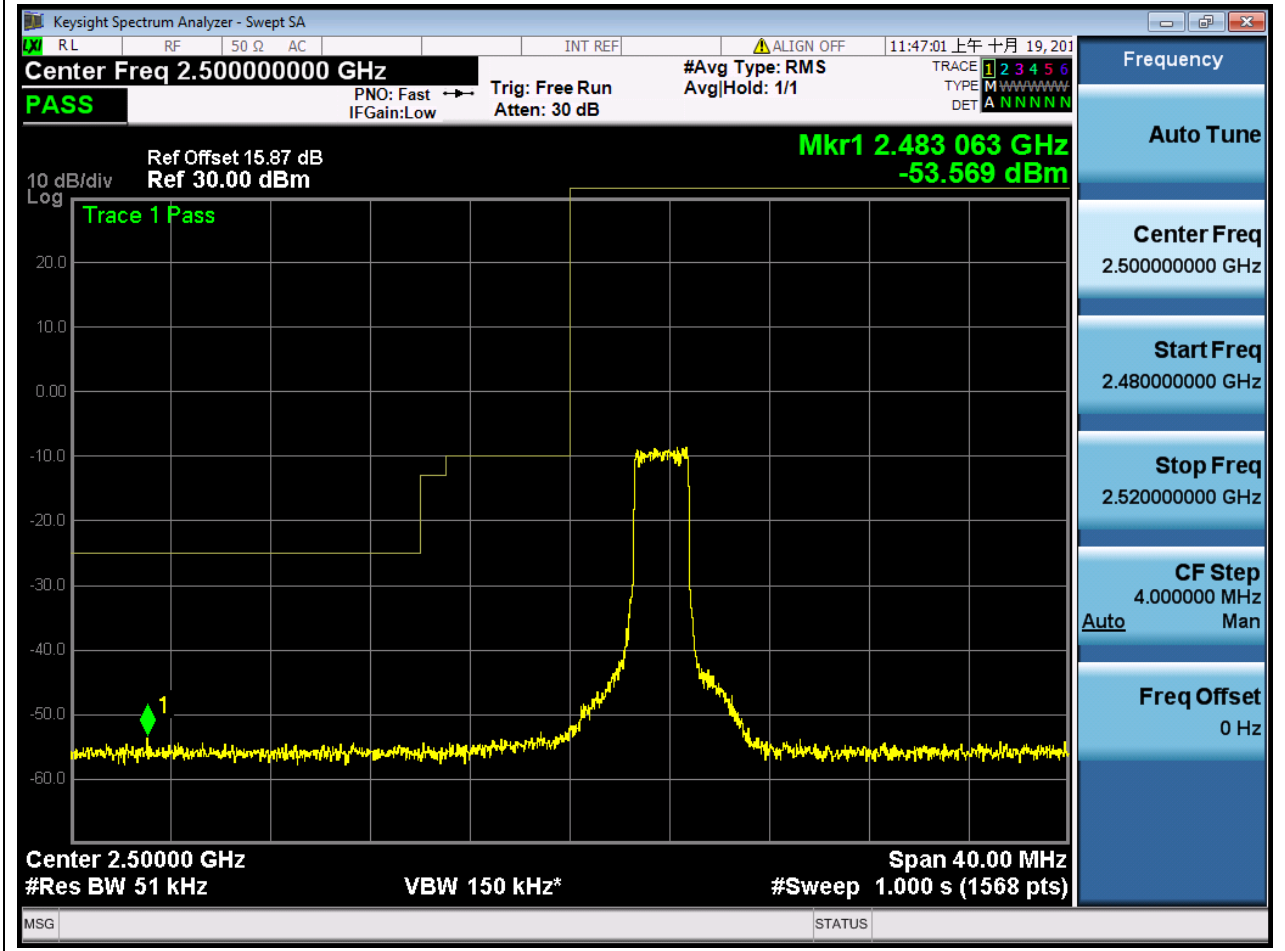
**1.8. LTE Band Edge(NTNV)(Subtest:8, Channel:20775, Bandwidth:5, Modulation:QPSK, RB Number: 12, RB Position:MID)**

| Center Frequency (MHz) | Span (MHz) | RBW (MHz) | Detector | Frequency (MHz) | Power (dBm) | Verdict | Sweep Point |
|------------------------|------------|-----------|----------|-----------------|-------------|---------|-------------|
| 2500                   | 40         | 0.051     | RMS      | 2490.849        | -54.3       | Pass    | 1568        |



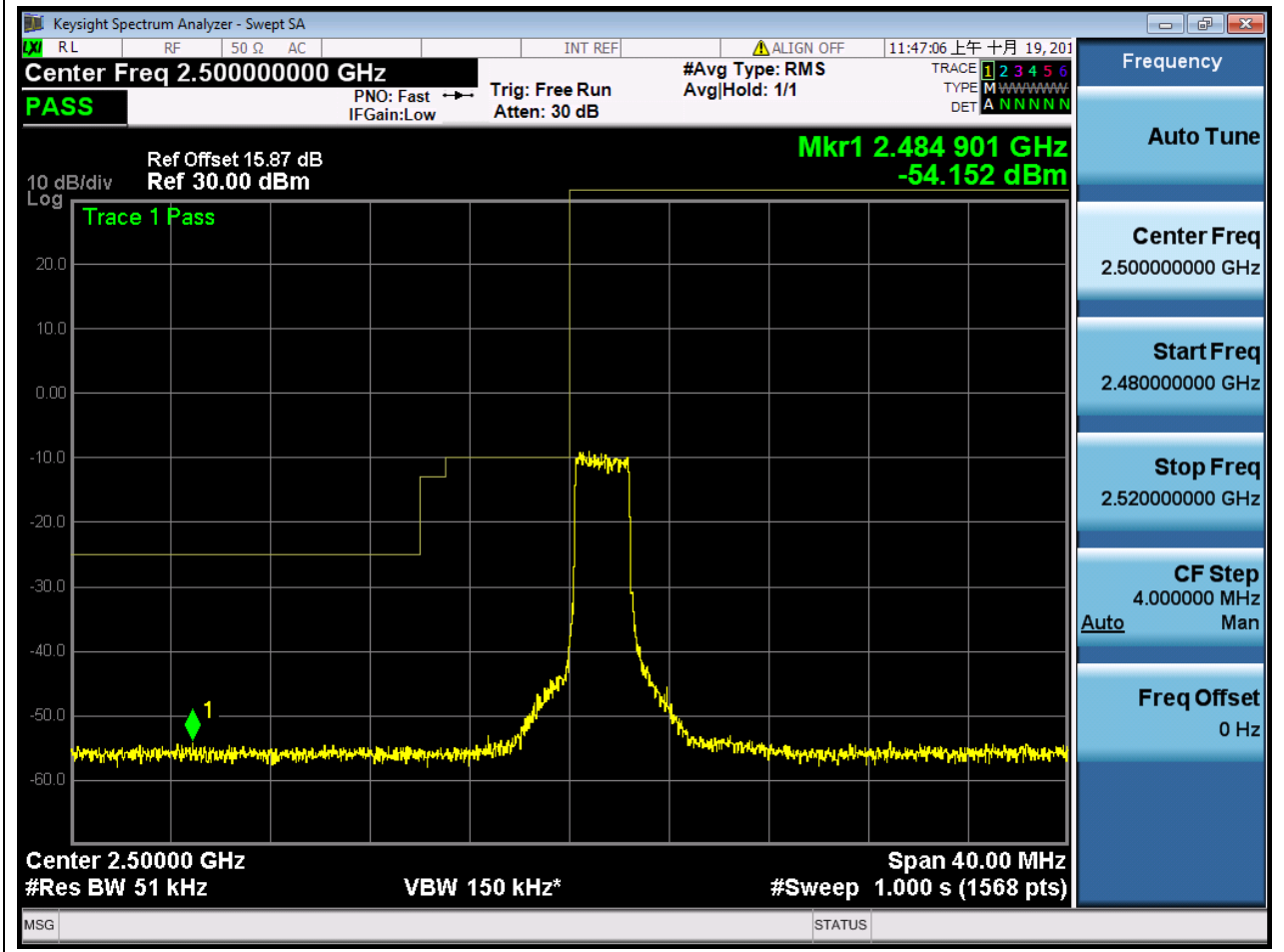
**1.9. LTE Band Edge(NTNV)(Subtest:9, Channel:20775, Bandwidth:5, Modulation:QPSK, RB Number: 12, RB Position:HIGH)**

| Center Frequency (MHz) | Span (MHz) | RBW (MHz) | Detector | Frequency (MHz) | Power (dBm) | Verdict | Sweep Point |
|------------------------|------------|-----------|----------|-----------------|-------------|---------|-------------|
| 2500                   | 40         | 0.051     | RMS      | 2483.063        | -53.57      | Pass    | 1568        |



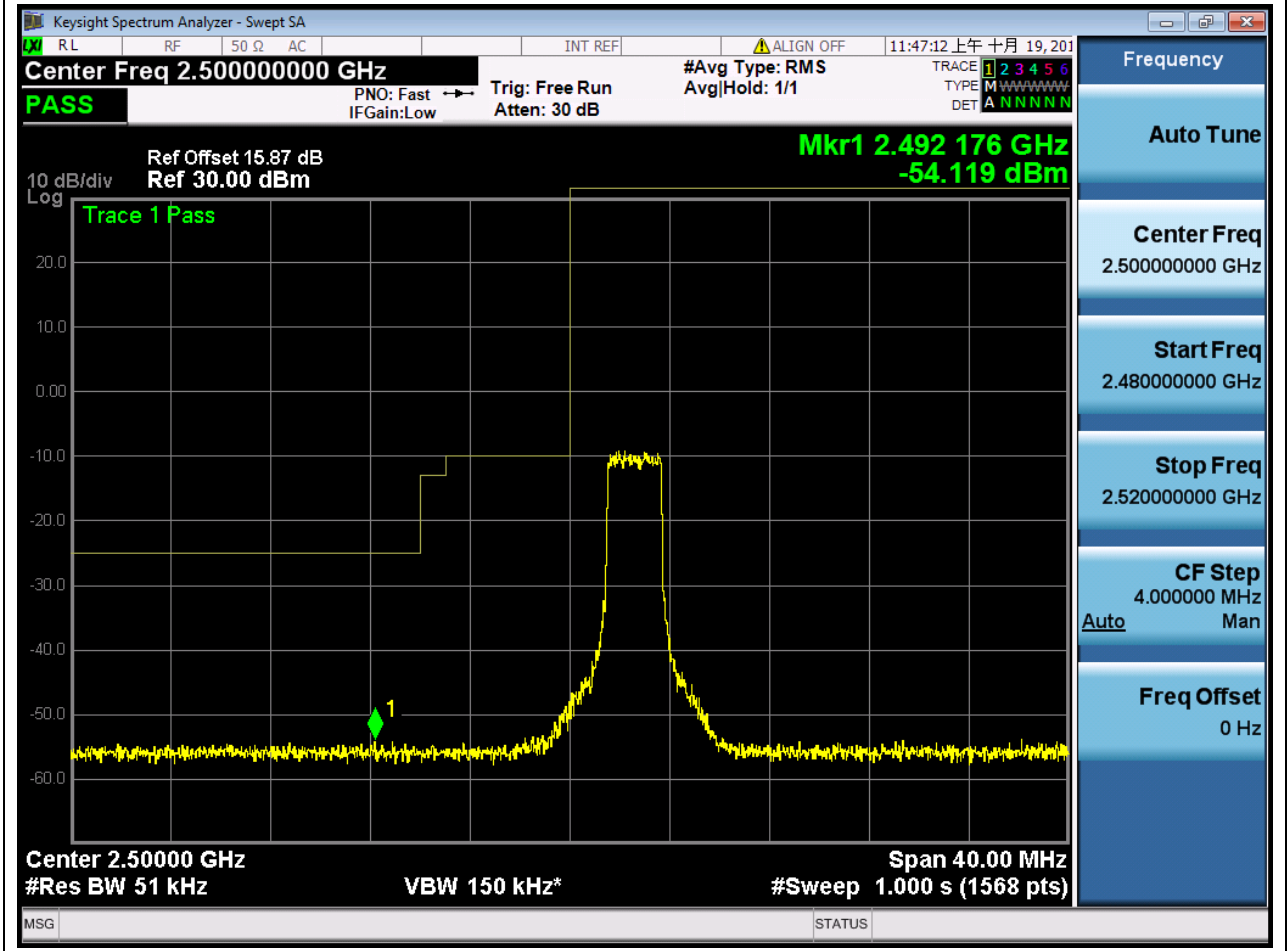
**1.10. LTE Band Edge(NTNV)(Subtest:10, Channel:20775, Bandwidth:5, Modulation:Q16, RB Number: 12, RB Position:LOW)**

| Center Frequency (MHz) | Span (MHz) | RBW (MHz) | Detector | Frequency (MHz) | Power (dBm) | Verdict | Sweep Point |
|------------------------|------------|-----------|----------|-----------------|-------------|---------|-------------|
| 2500                   | 40         | 0.051     | RMS      | 2484.901        | -54.15      | Pass    | 1568        |



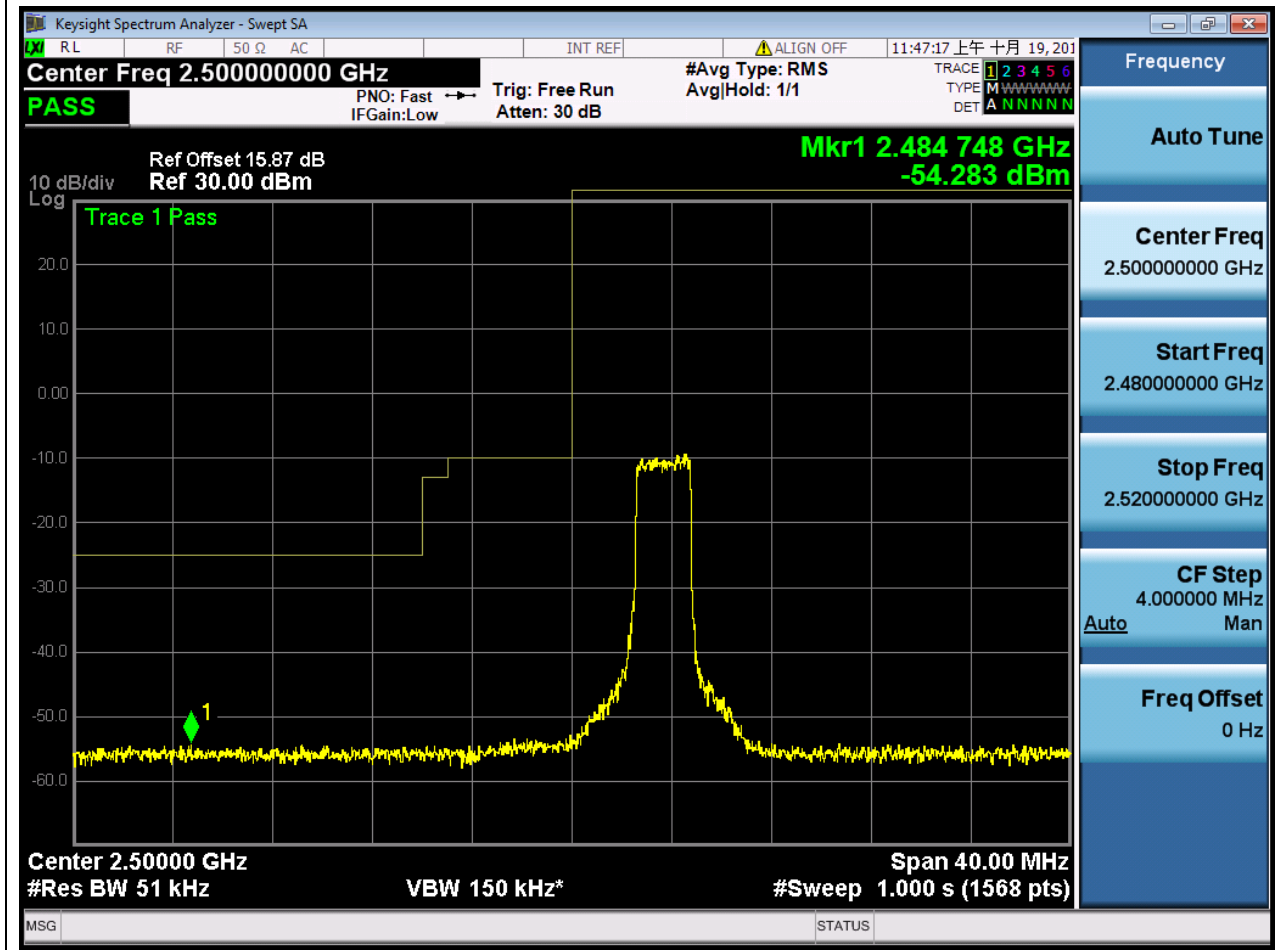
**1.11. LTE Band Edge(NTNV)(Subtest:11, Channel:20775, Bandwidth:5, Modulation:Q16, RB Number: 12, RB Position:MID)**

| Center Frequency (MHz) | Span (MHz) | RBW (MHz) | Detector | Frequency (MHz) | Power (dBm) | Verdict | Sweep Point |
|------------------------|------------|-----------|----------|-----------------|-------------|---------|-------------|
| 2500                   | 40         | 0.051     | RMS      | 2492.176        | -54.12      | Pass    | 1568        |



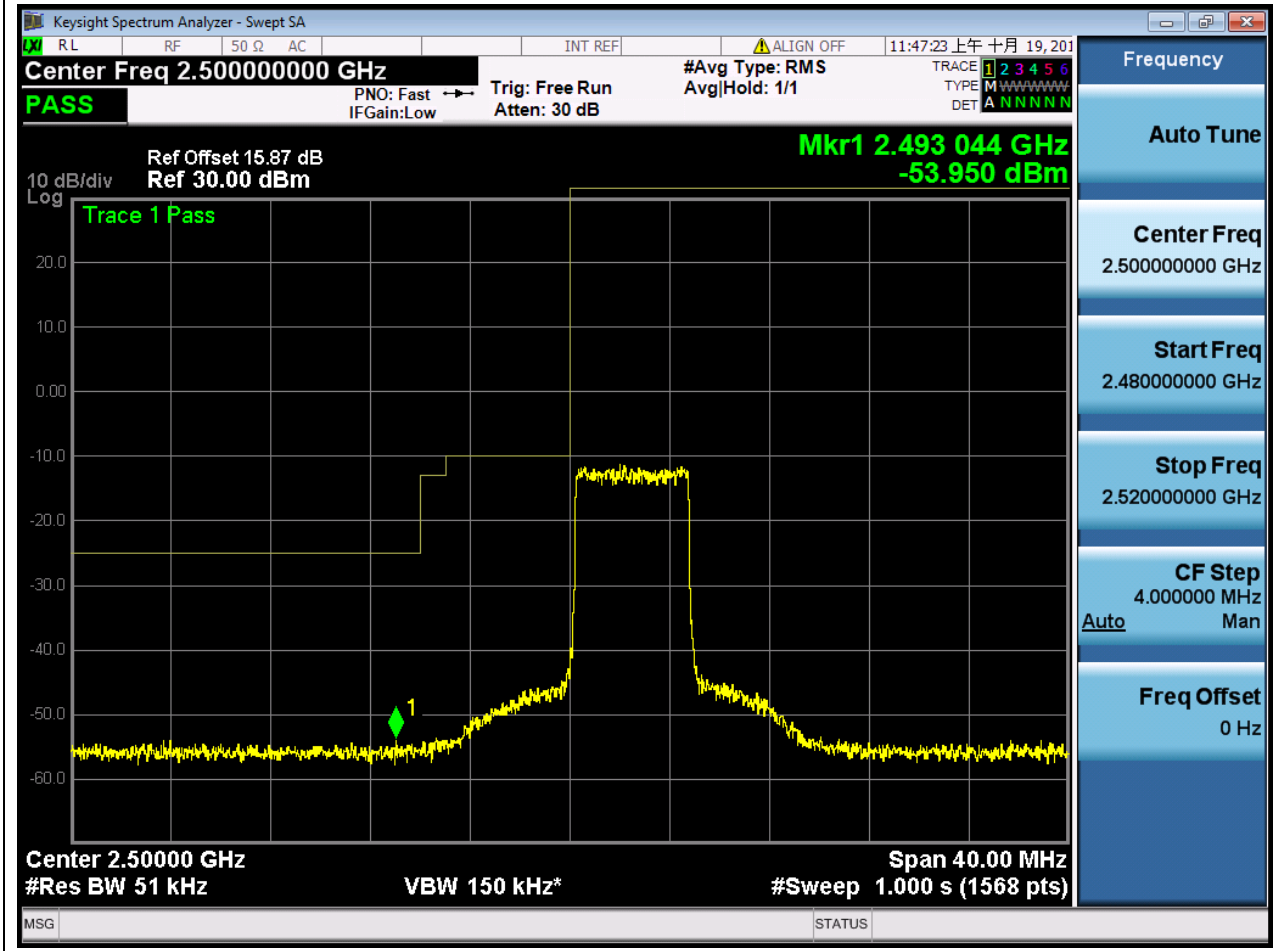
**1.12. LTE Band Edge(NTNV)(Subtest:12, Channel:20775, Bandwidth:5, Modulation:Q16, RB Number: 12, RB Position:HIGH)**

| Center Frequency (MHz) | Span (MHz) | RBW (MHz) | Detector | Frequency (MHz) | Power (dBm) | Verdict | Sweep Point |
|------------------------|------------|-----------|----------|-----------------|-------------|---------|-------------|
| 2500                   | 40         | 0.051     | RMS      | 2484.748        | -54.28      | Pass    | 1568        |



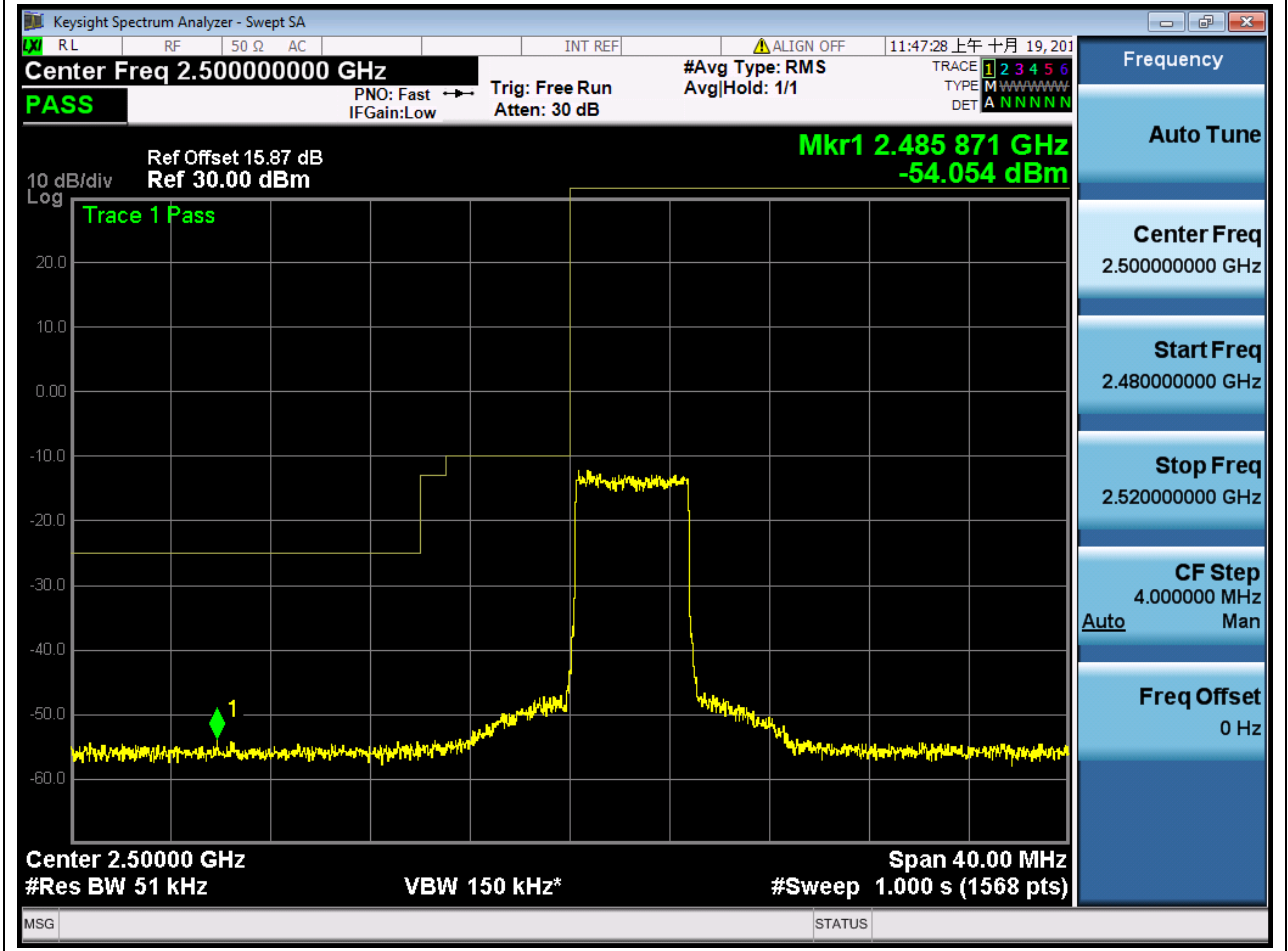
**1.13. LTE Band Edge(NTNV)(Subtest:13, Channel:20775, Bandwidth:5, Modulation:QPSK, RB Number: 25, RB Position:LOW)**

| Center Frequency (MHz) | Span (MHz) | RBW (MHz) | Detector | Frequency (MHz) | Power (dBm) | Verdict | Sweep Point |
|------------------------|------------|-----------|----------|-----------------|-------------|---------|-------------|
| 2500                   | 40         | 0.051     | RMS      | 2493.044        | -53.95      | Pass    | 1568        |



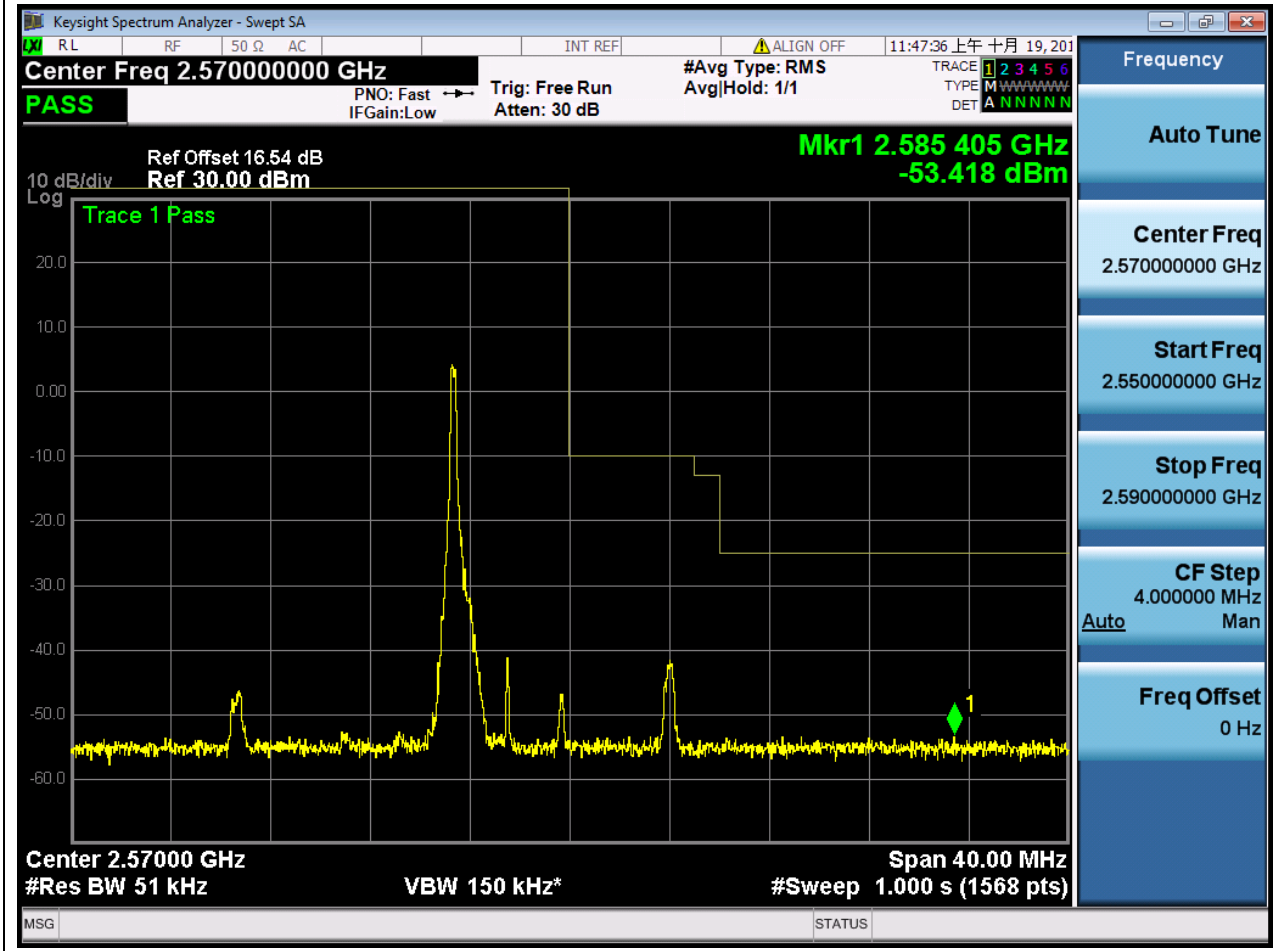
**1.14. LTE Band Edge(NTNV)(Subtest:14, Channel:20775, Bandwidth:5, Modulation:Q16, RB Number: 25, RB Position:LOW)**

| Center Frequency (MHz) | Span (MHz) | RBW (MHz) | Detector | Frequency (MHz) | Power (dBm) | Verdict | Sweep Point |
|------------------------|------------|-----------|----------|-----------------|-------------|---------|-------------|
| 2500                   | 40         | 0.051     | RMS      | 2485.871        | -54.05      | Pass    | 1568        |



**1.15. LTE Band Edge(NTNV)(Subtest:15, Channel:21425, Bandwidth:5, Modulation:QPSK, RB Number: 1, RB Position:LOW)**

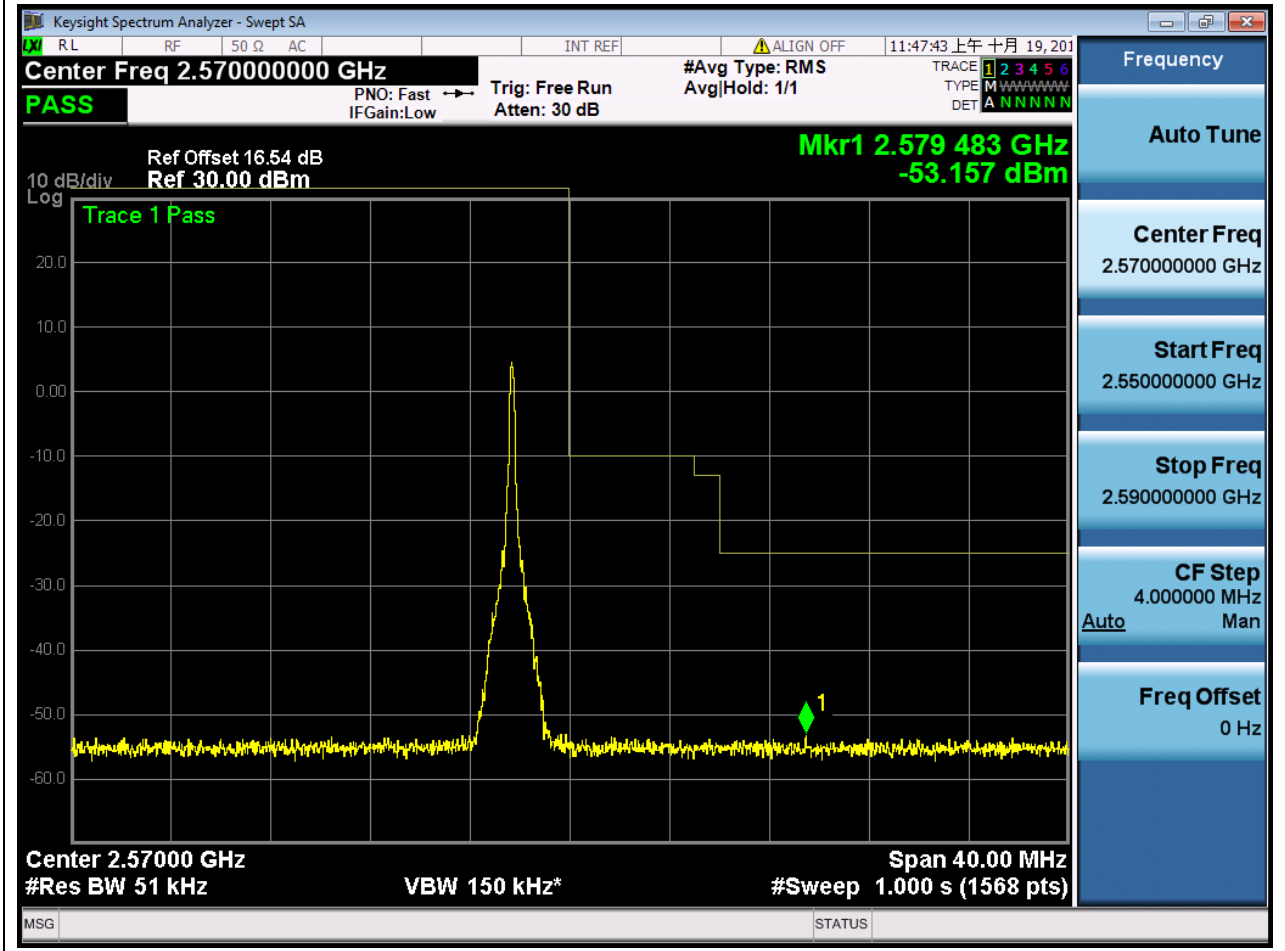
| Center Frequency (MHz) | Span (MHz) | RBW (MHz) | Detector | Frequency (MHz) | Power (dBm) | Verdict | Sweep Point |
|------------------------|------------|-----------|----------|-----------------|-------------|---------|-------------|
| 2570                   | 40         | 0.051     | RMS      | 2585.405        | -53.42      | Pass    | 1568        |





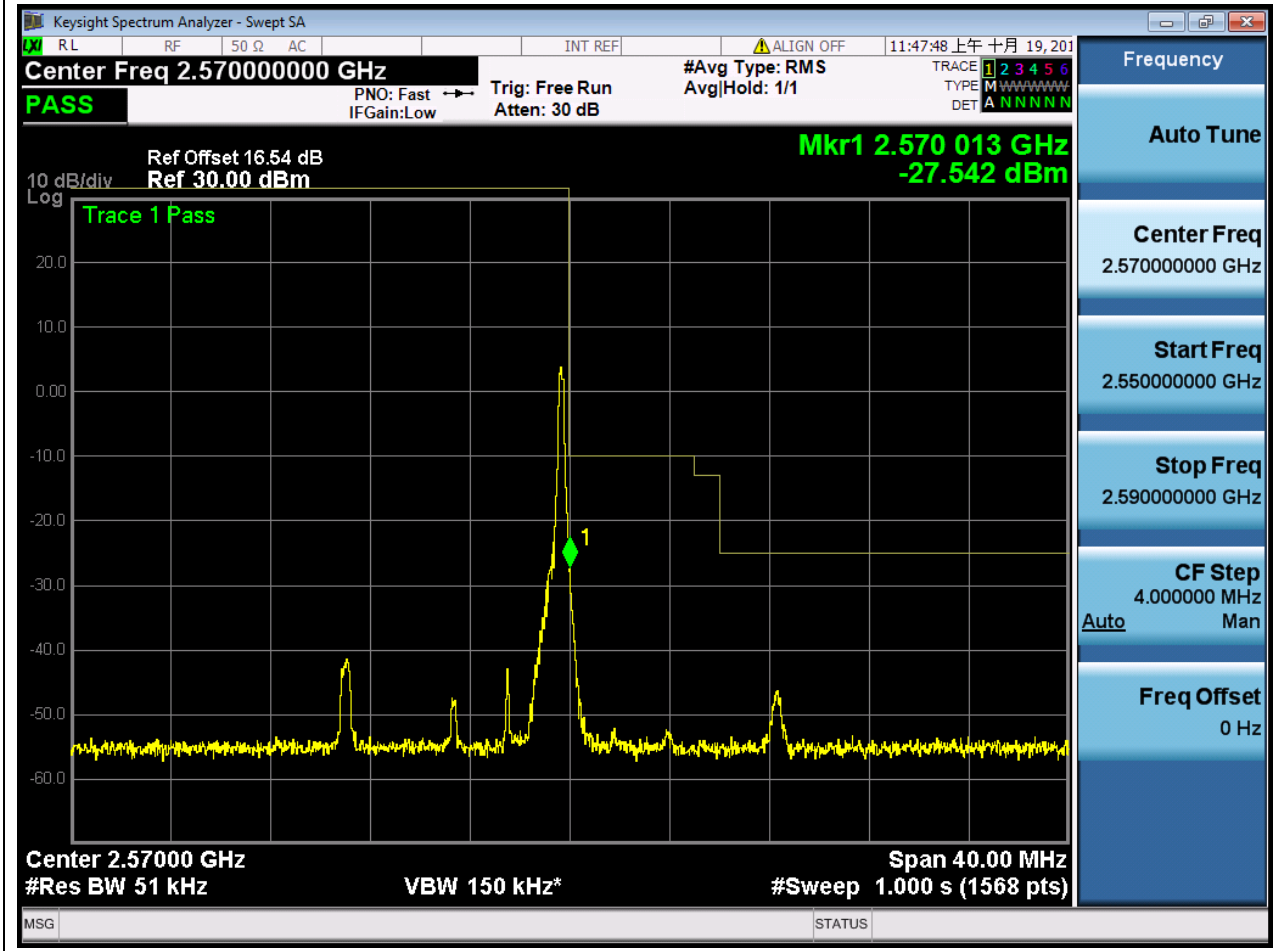
**1.16. LTE Band Edge(NTNV)(Subtest:16, Channel:21425, Bandwidth:5, Modulation:QPSK, RB Number: 1, RB Position:MID)**

| Center Frequency (MHz) | Span (MHz) | RBW (MHz) | Detector | Frequency (MHz) | Power (dBm) | Verdict | Sweep Point |
|------------------------|------------|-----------|----------|-----------------|-------------|---------|-------------|
| 2570                   | 40         | 0.051     | RMS      | 2579.483        | -53.16      | Pass    | 1568        |



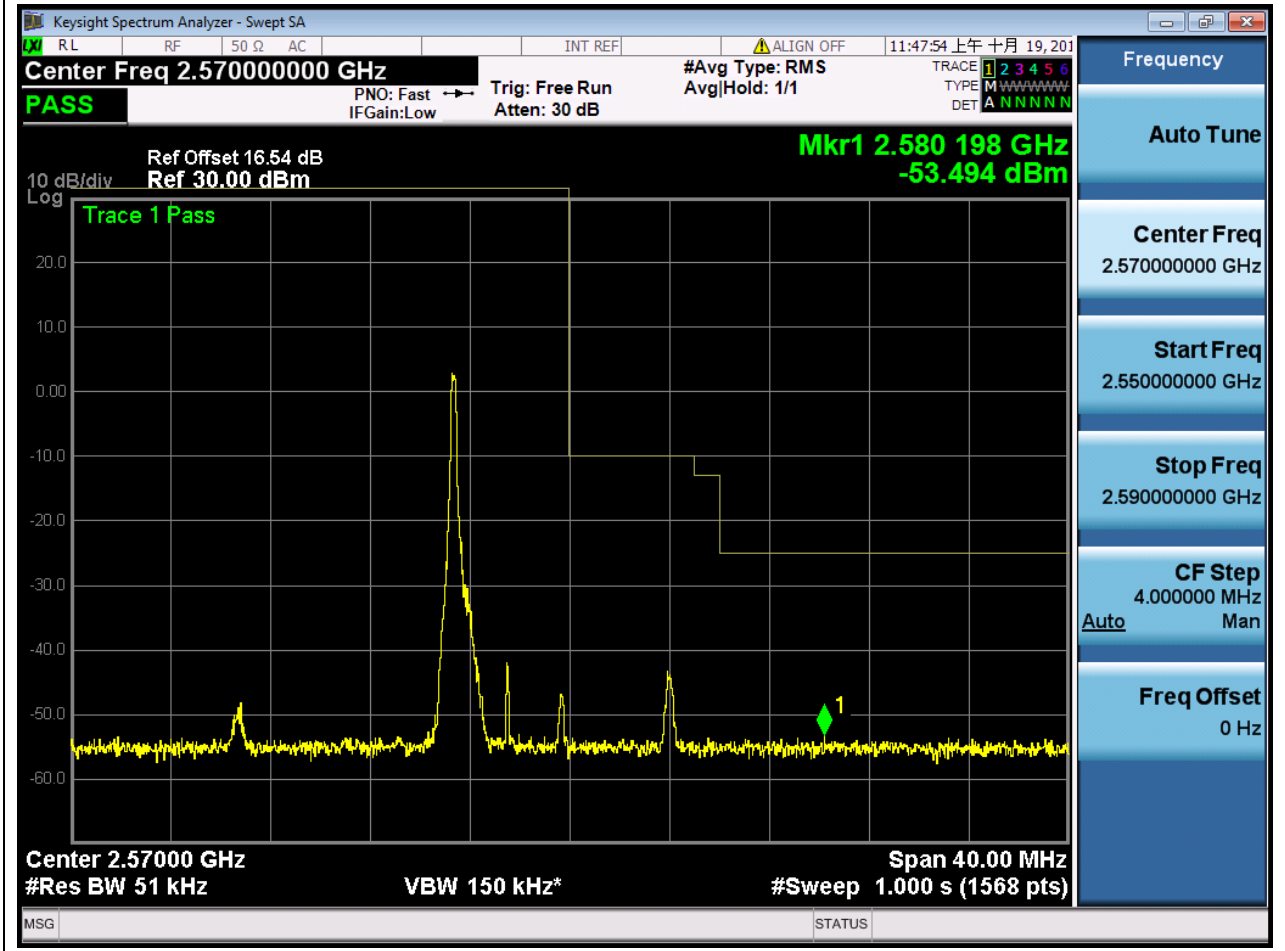
**1.17. LTE Band Edge(NTNV)(Subtest:17, Channel:21425, Bandwidth:5, Modulation:QPSK, RB Number: 1, RB Position:HIGH)**

| Center Frequency (MHz) | Span (MHz) | RBW (MHz) | Detector | Frequency (MHz) | Power (dBm) | Verdict | Sweep Point |
|------------------------|------------|-----------|----------|-----------------|-------------|---------|-------------|
| 2570                   | 40         | 0.051     | RMS      | 2570.013        | -27.54      | Pass    | 1568        |



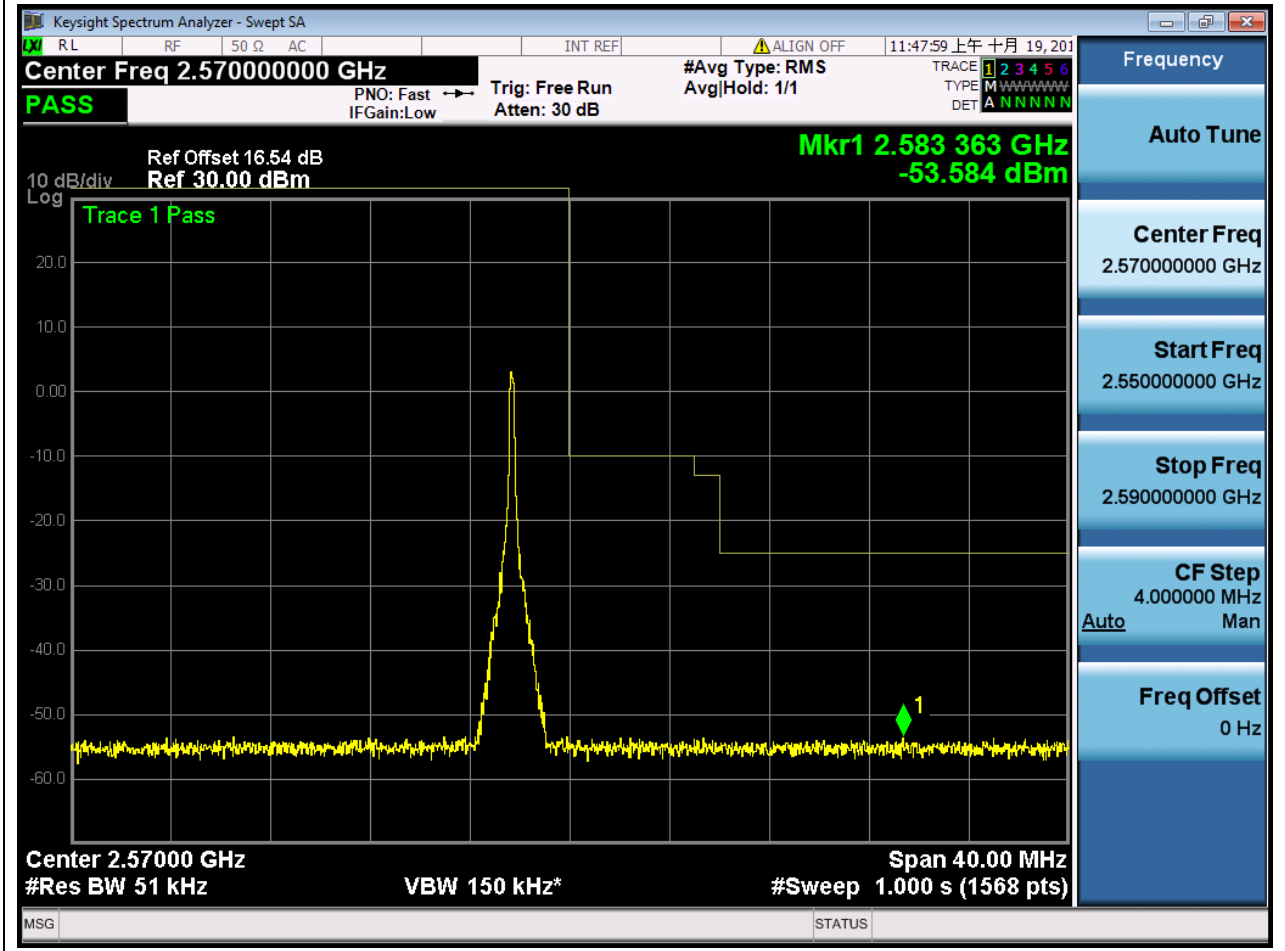
**1.18. LTE Band Edge(NTNV)(Subtest:18, Channel:21425, Bandwidth:5, Modulation:Q16, RB Number: 1, RB Position:LOW)**

| Center Frequency (MHz) | Span (MHz) | RBW (MHz) | Detector | Frequency (MHz) | Power (dBm) | Verdict | Sweep Point |
|------------------------|------------|-----------|----------|-----------------|-------------|---------|-------------|
| 2570                   | 40         | 0.051     | RMS      | 2580.198        | -53.49      | Pass    | 1568        |



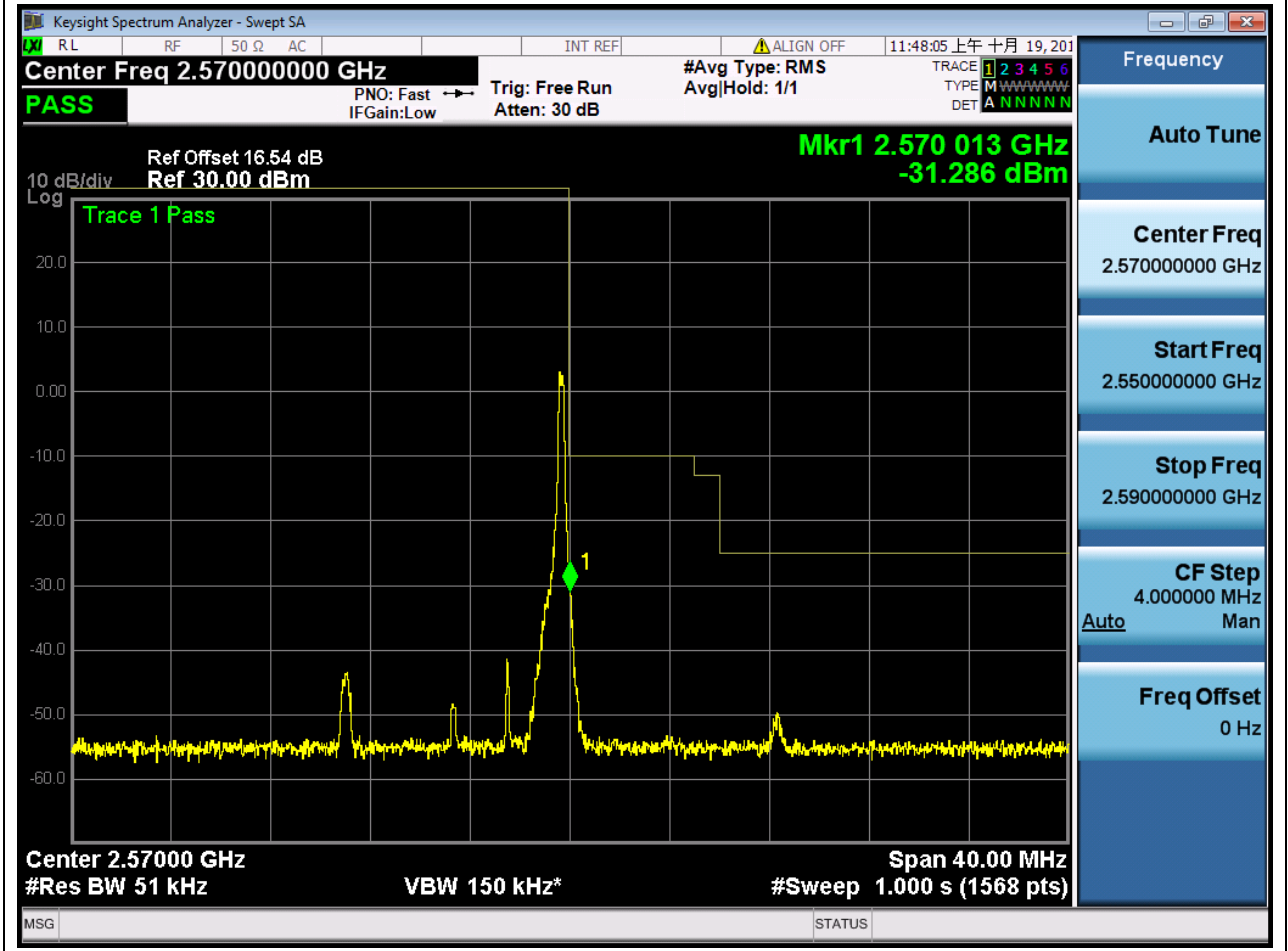
**1.19. LTE Band Edge(NTNV)(Subtest:19, Channel:21425, Bandwidth:5, Modulation:Q16, RB Number: 1, RB Position:MID)**

| Center Frequency (MHz) | Span (MHz) | RBW (MHz) | Detector | Frequency (MHz) | Power (dBm) | Verdict | Sweep Point |
|------------------------|------------|-----------|----------|-----------------|-------------|---------|-------------|
| 2570                   | 40         | 0.051     | RMS      | 2583.363        | -53.58      | Pass    | 1568        |



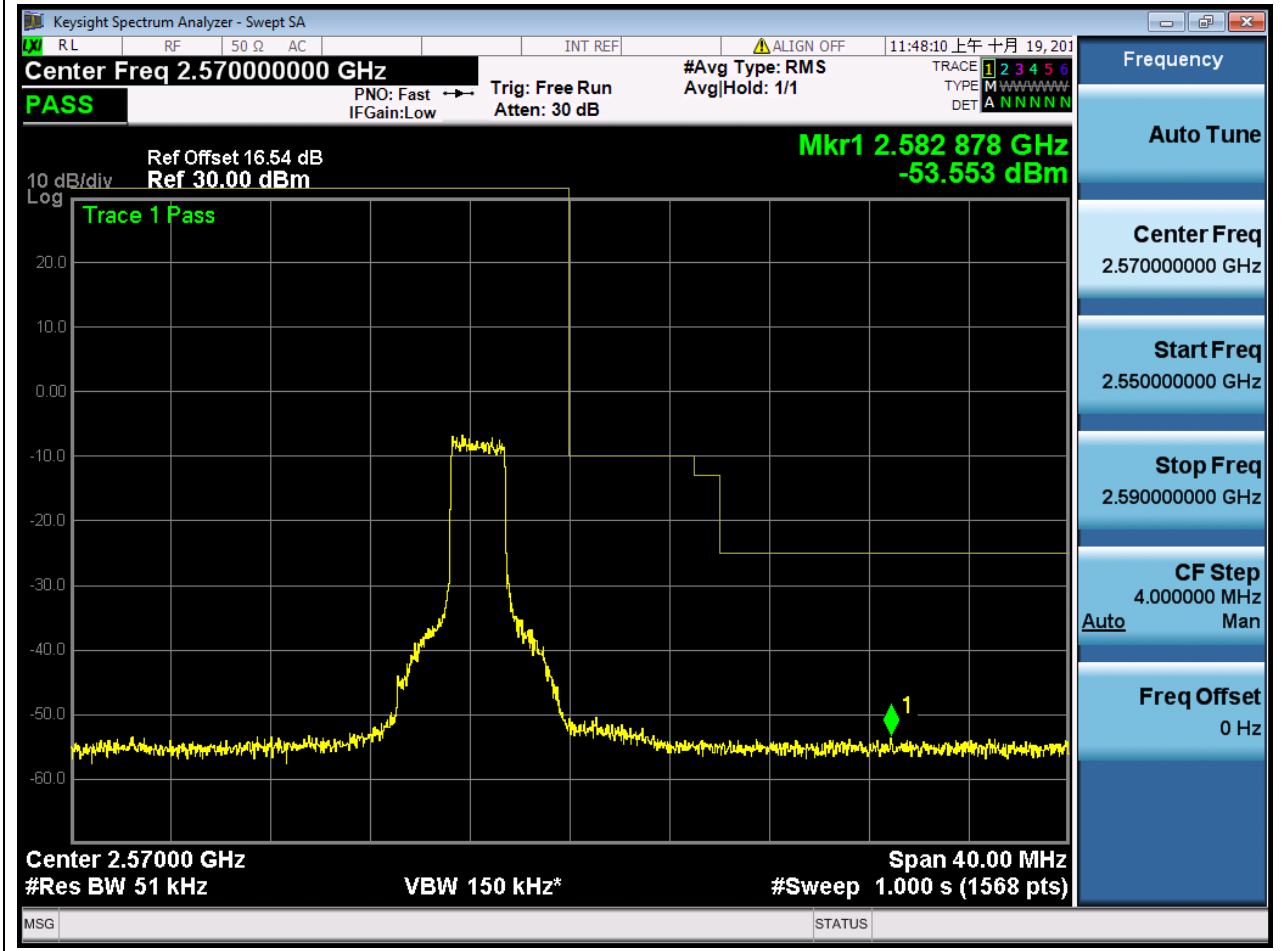
**1.20. LTE Band Edge(NTNV)(Subtest:20, Channel:21425, Bandwidth:5, Modulation:Q16, RB Number: 1, RB Position:HIGH)**

| Center Frequency (MHz) | Span (MHz) | RBW (MHz) | Detector | Frequency (MHz) | Power (dBm) | Verdict | Sweep Point |
|------------------------|------------|-----------|----------|-----------------|-------------|---------|-------------|
| 2570                   | 40         | 0.051     | RMS      | 2570.013        | -31.29      | Pass    | 1568        |



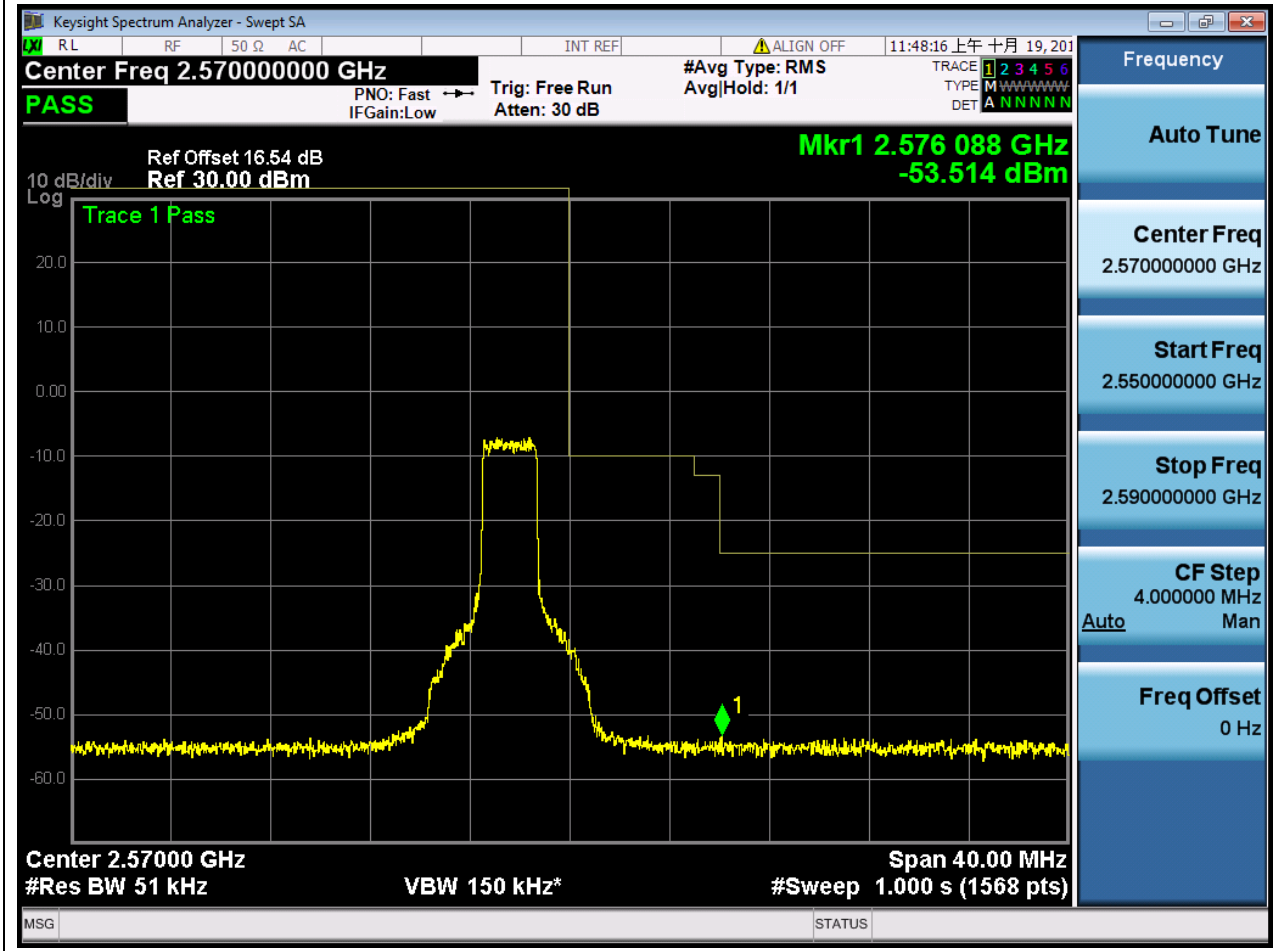
**1.21. LTE Band Edge(NTNV)(Subtest:21, Channel:21425, Bandwidth:5, Modulation:QPSK, RB Number: 12, RB Position:LOW)**

| Center Frequency (MHz) | Span (MHz) | RBW (MHz) | Detector | Frequency (MHz) | Power (dBm) | Verdict | Sweep Point |
|------------------------|------------|-----------|----------|-----------------|-------------|---------|-------------|
| 2570                   | 40         | 0.051     | RMS      | 2582.878        | -53.55      | Pass    | 1568        |



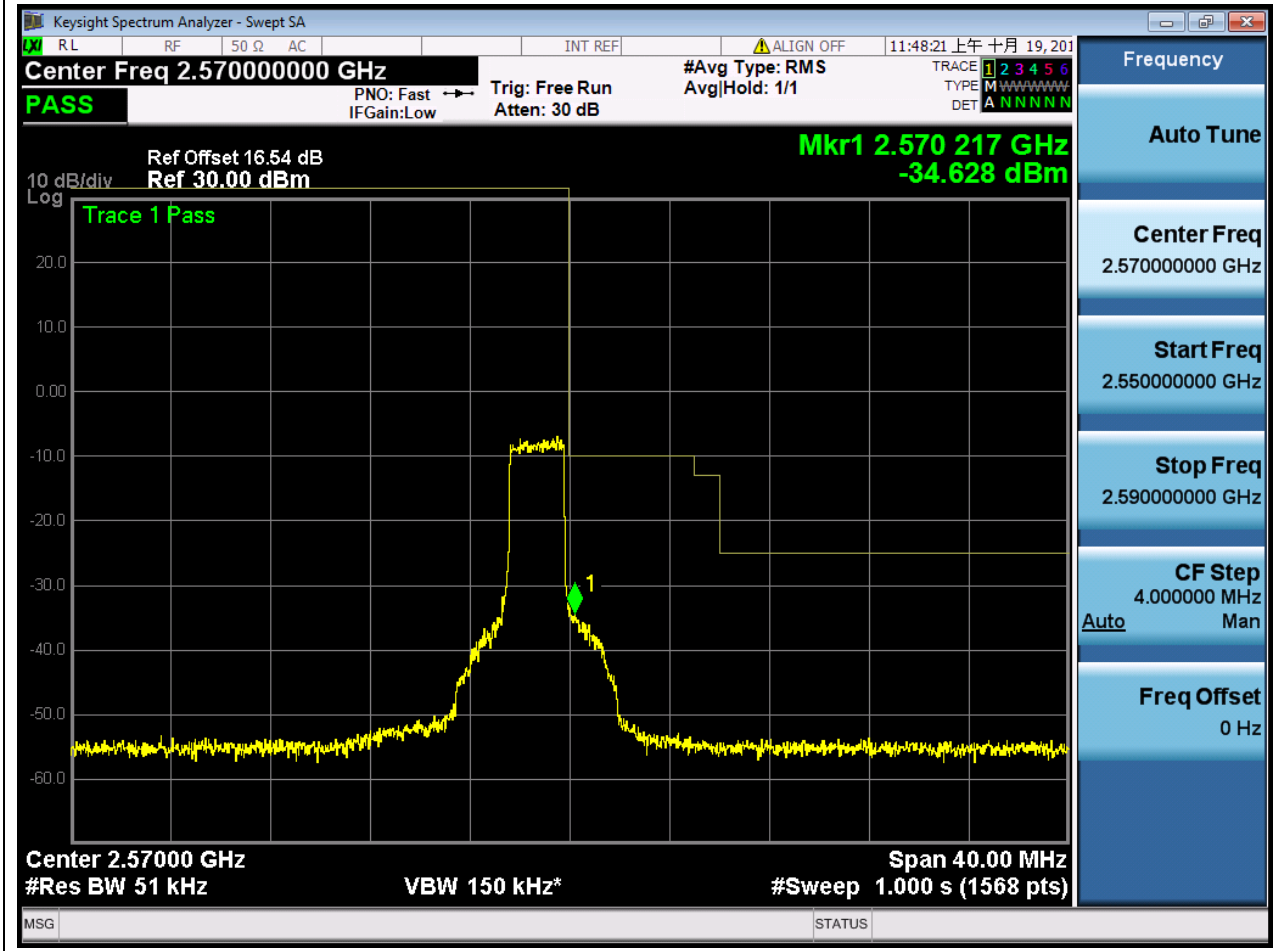
**1.22. LTE Band Edge(NTNV)(Subtest:22, Channel:21425, Bandwidth:5, Modulation:QPSK, RB Number: 12, RB Position:MID)**

| Center Frequency (MHz) | Span (MHz) | RBW (MHz) | Detector | Frequency (MHz) | Power (dBm) | Verdict | Sweep Point |
|------------------------|------------|-----------|----------|-----------------|-------------|---------|-------------|
| 2570                   | 40         | 0.051     | RMS      | 2576.088        | -53.51      | Pass    | 1568        |



**1.23. LTE Band Edge(NTNV)(Subtest:23, Channel:21425, Bandwidth:5, Modulation:QPSK, RB Number: 12, RB Position:HIGH)**

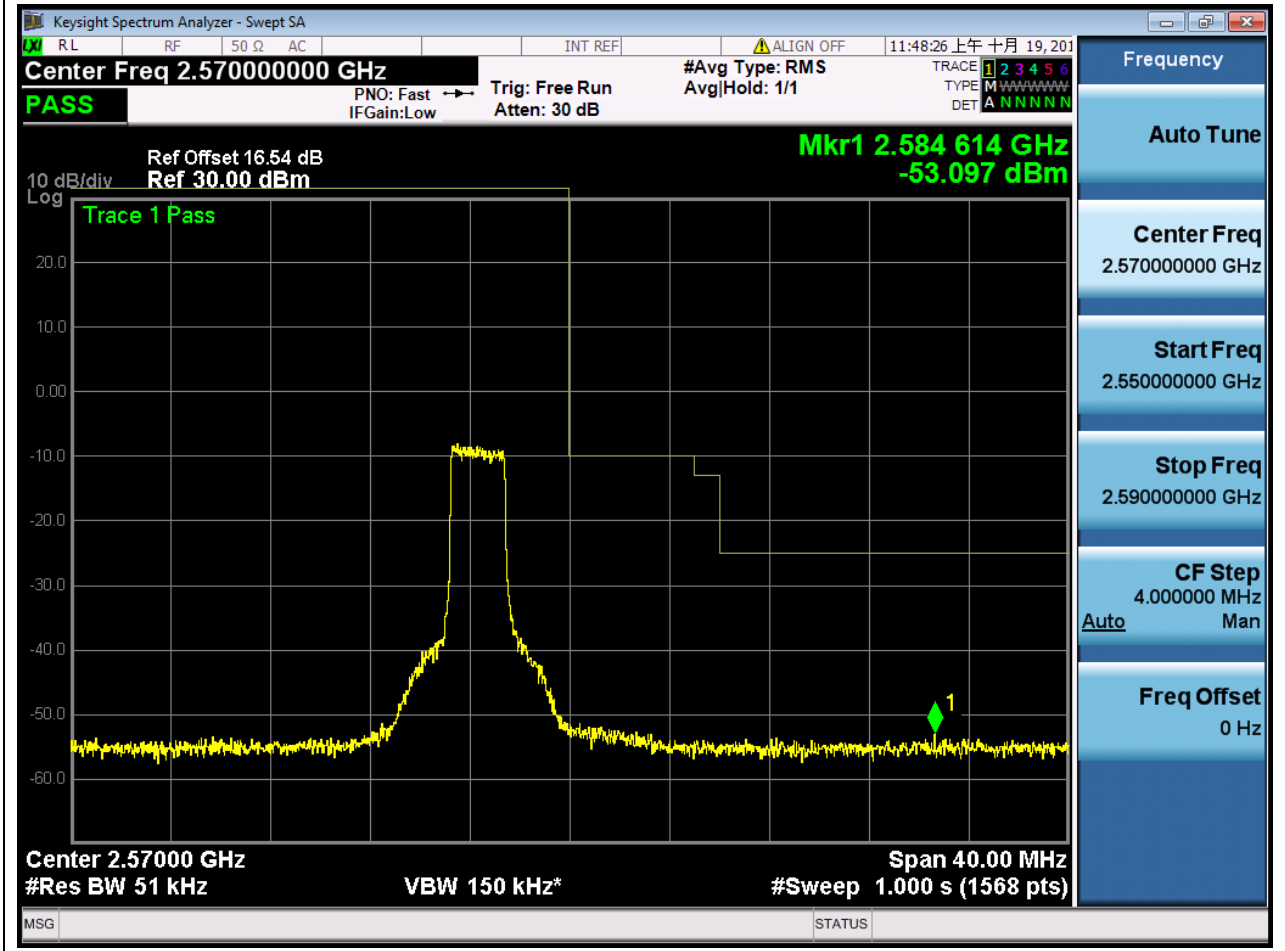
| Center Frequency (MHz) | Span (MHz) | RBW (MHz) | Detector | Frequency (MHz) | Power (dBm) | Verdict | Sweep Point |
|------------------------|------------|-----------|----------|-----------------|-------------|---------|-------------|
| 2570                   | 40         | 0.051     | RMS      | 2570.217        | -34.63      | Pass    | 1568        |





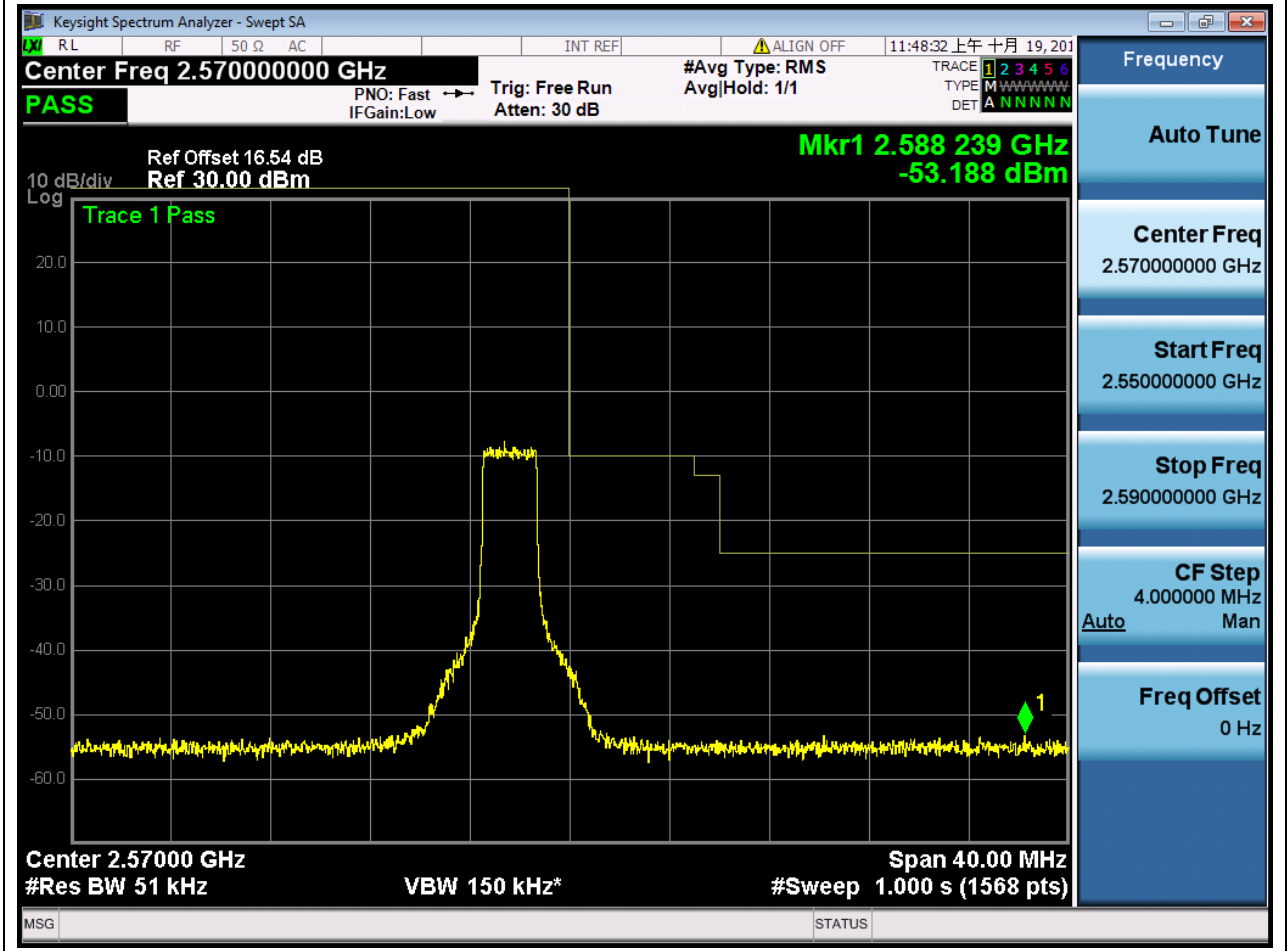
**1.24. LTE Band Edge(NTNV)(Subtest:24, Channel:21425, Bandwidth:5, Modulation:Q16, RB Number: 12, RB Position:LOW)**

| Center Frequency (MHz) | Span (MHz) | RBW (MHz) | Detector | Frequency (MHz) | Power (dBm) | Verdict | Sweep Point |
|------------------------|------------|-----------|----------|-----------------|-------------|---------|-------------|
| 2570                   | 40         | 0.051     | RMS      | 2584.614        | -53.1       | Pass    | 1568        |



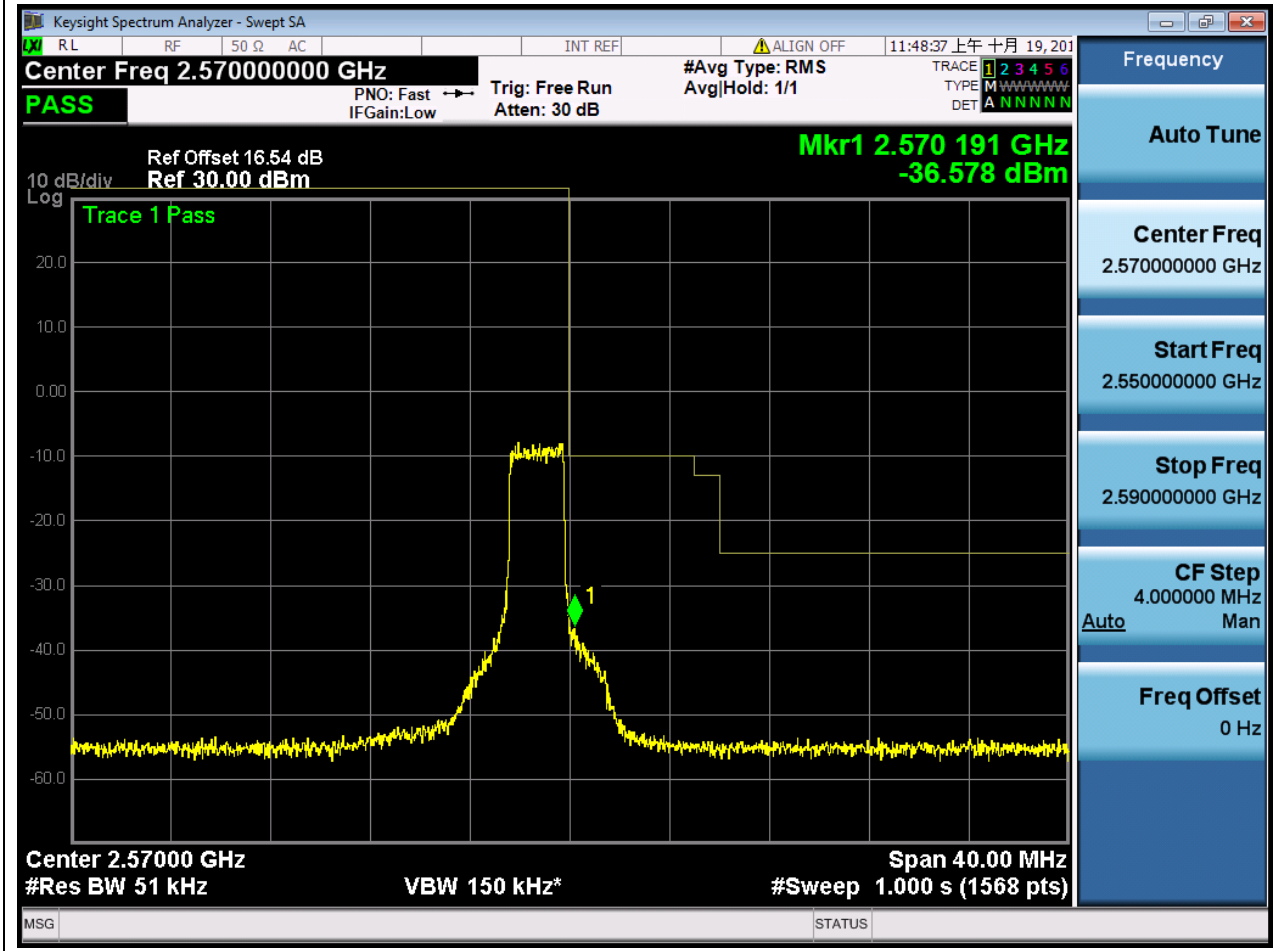
**1.25. LTE Band Edge(NTNV)(Subtest:25, Channel:21425, Bandwidth:5, Modulation:Q16, RB Number: 12, RB Position:MID)**

| Center Frequency (MHz) | Span (MHz) | RBW (MHz) | Detector | Frequency (MHz) | Power (dBm) | Verdict | Sweep Point |
|------------------------|------------|-----------|----------|-----------------|-------------|---------|-------------|
| 2570                   | 40         | 0.051     | RMS      | 2588.239        | -53.19      | Pass    | 1568        |



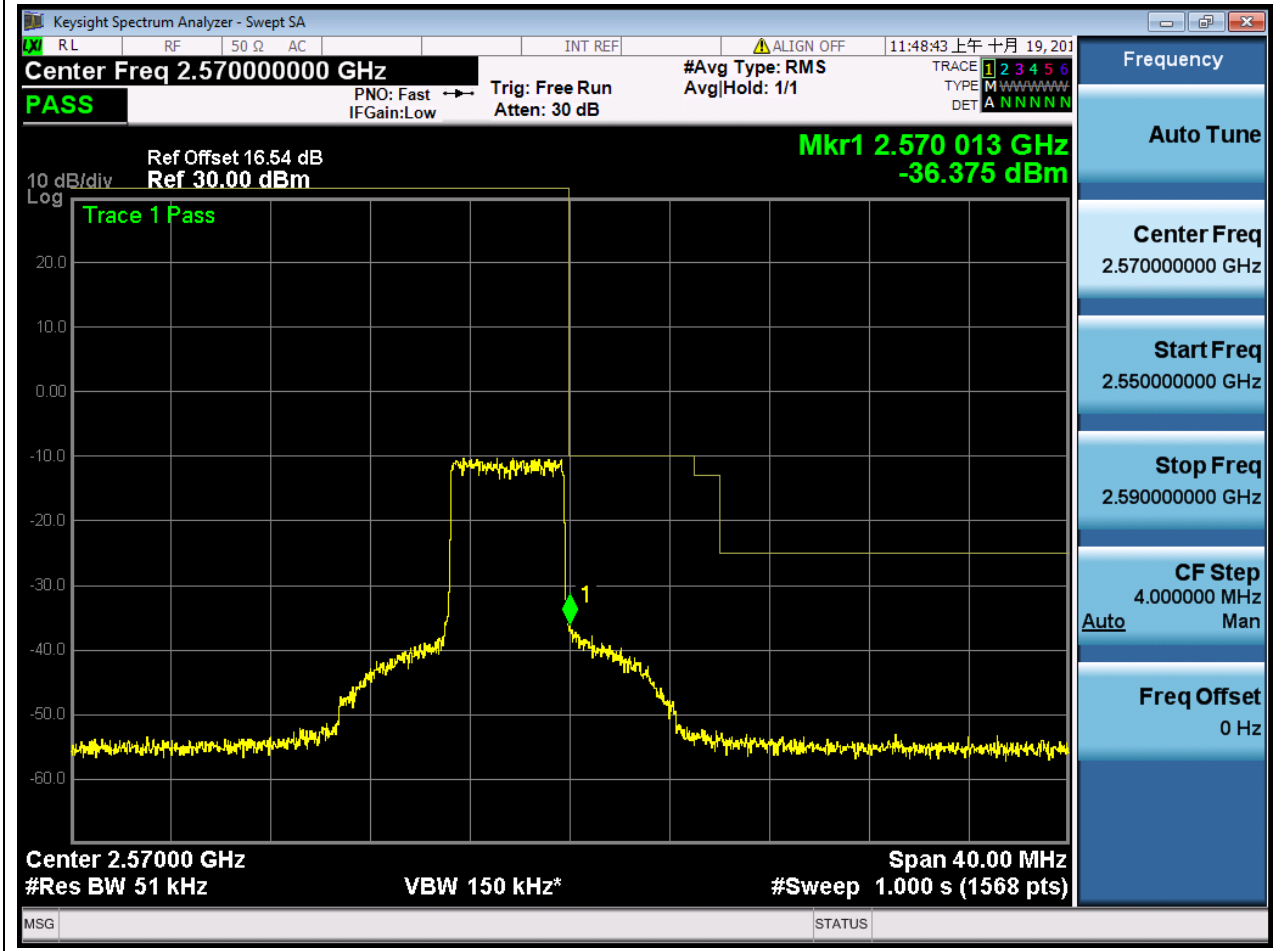
**1.26. LTE Band Edge(NTNV)(Subtest:26, Channel:21425, Bandwidth:5, Modulation:Q16, RB Number: 12, RB Position:HIGH)**

| Center Frequency (MHz) | Span (MHz) | RBW (MHz) | Detector | Frequency (MHz) | Power (dBm) | Verdict | Sweep Point |
|------------------------|------------|-----------|----------|-----------------|-------------|---------|-------------|
| 2570                   | 40         | 0.051     | RMS      | 2570.191        | -36.58      | Pass    | 1568        |



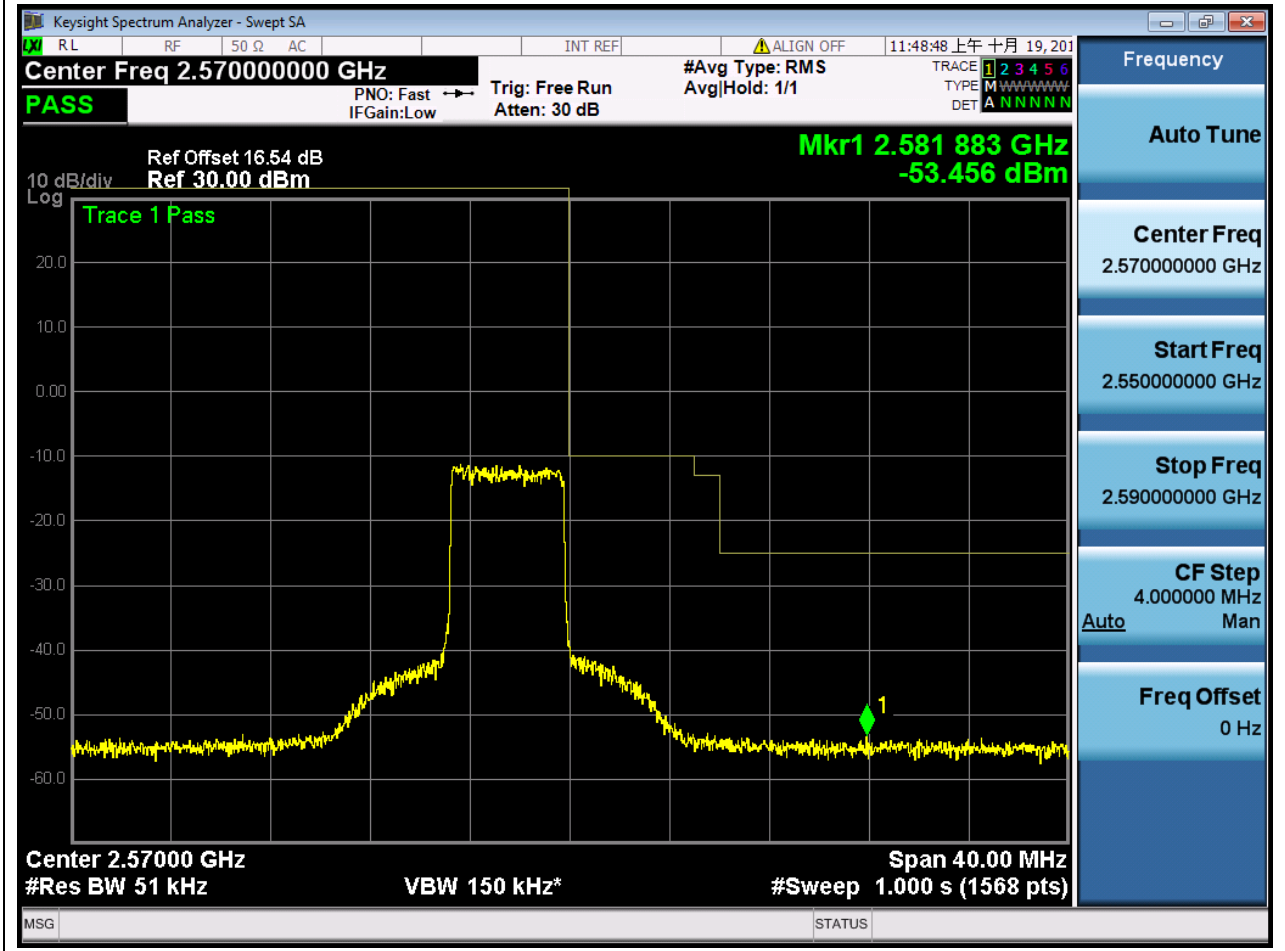
**1.27. LTE Band Edge(NTNV)(Subtest:27, Channel:21425, Bandwidth:5, Modulation:QPSK, RB Number: 25, RB Position:LOW)**

| Center Frequency (MHz) | Span (MHz) | RBW (MHz) | Detector | Frequency (MHz) | Power (dBm) | Verdict | Sweep Point |
|------------------------|------------|-----------|----------|-----------------|-------------|---------|-------------|
| 2570                   | 40         | 0.051     | RMS      | 2570.013        | -36.37      | Pass    | 1568        |



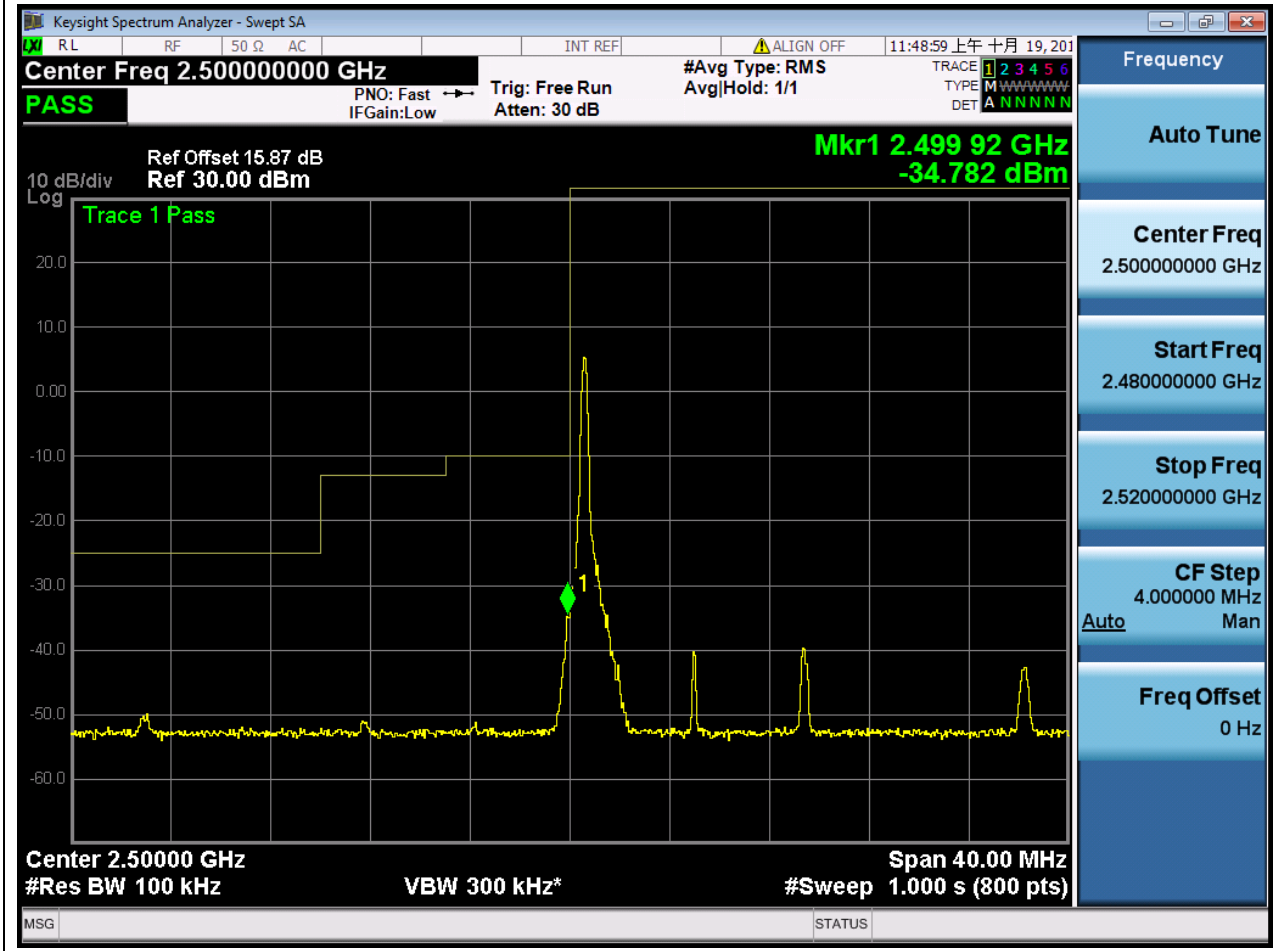
**1.28. LTE Band Edge(NTNV)(Subtest:28, Channel:21425, Bandwidth:5, Modulation:Q16, RB Number: 25, RB Position:LOW)**

| Center Frequency (MHz) | Span (MHz) | RBW (MHz) | Detector | Frequency (MHz) | Power (dBm) | Verdict | Sweep Point |
|------------------------|------------|-----------|----------|-----------------|-------------|---------|-------------|
| 2570                   | 40         | 0.051     | RMS      | 2581.883        | -53.46      | Pass    | 1568        |



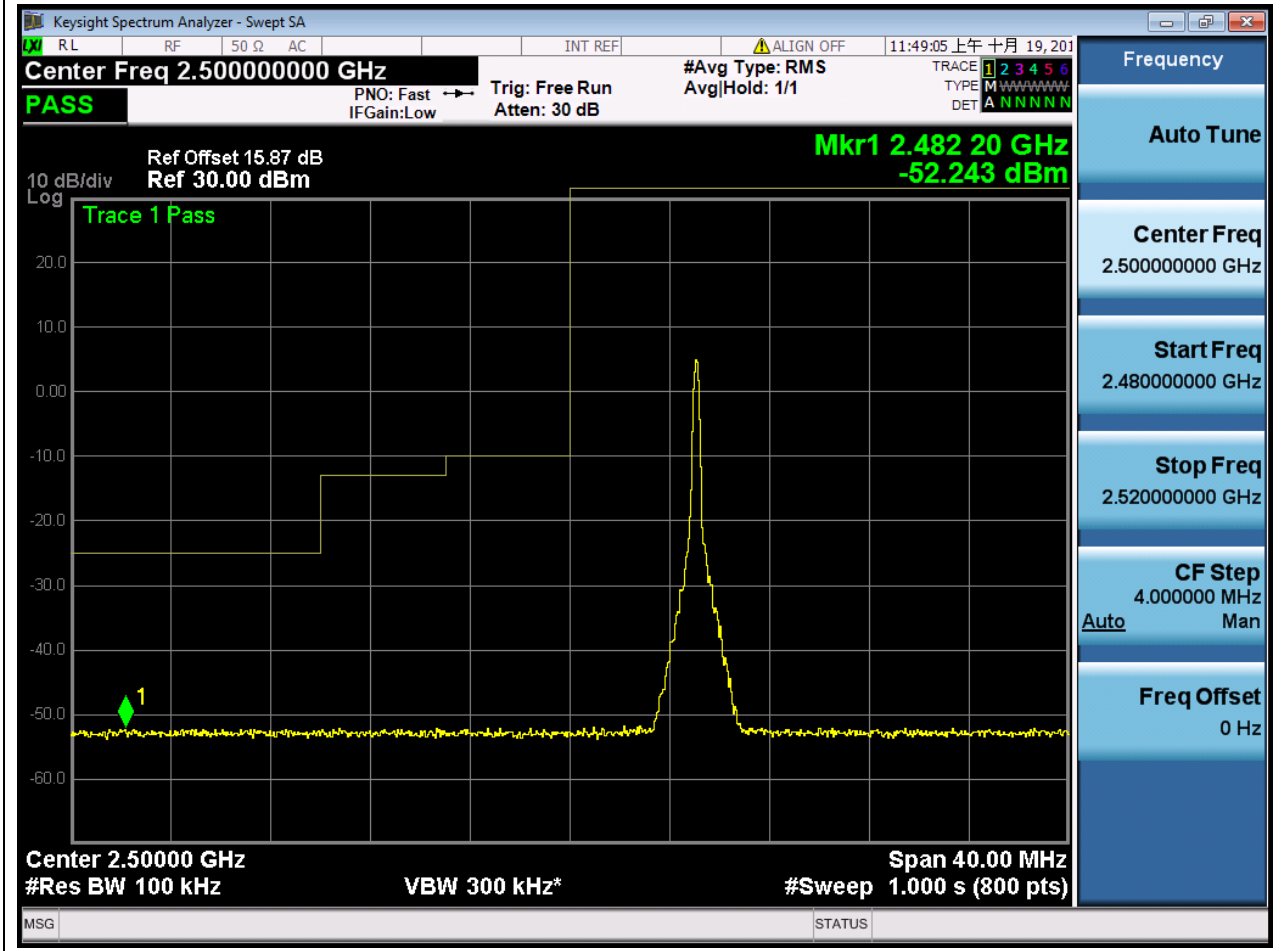
**1.29. LTE Band Edge(NTNV)(Subtest:29, Channel:20800, Bandwidth:10, Modulation:QPSK, RB Number: 1, RB Position:LOW)**

| Center Frequency (MHz) | Span (MHz) | RBW (MHz) | Detector | Frequency (MHz) | Power (dBm) | Verdict | Sweep Point |
|------------------------|------------|-----------|----------|-----------------|-------------|---------|-------------|
| 2500                   | 40         | 0.1       | RMS      | 2499.925        | -34.78      | Pass    | 800         |



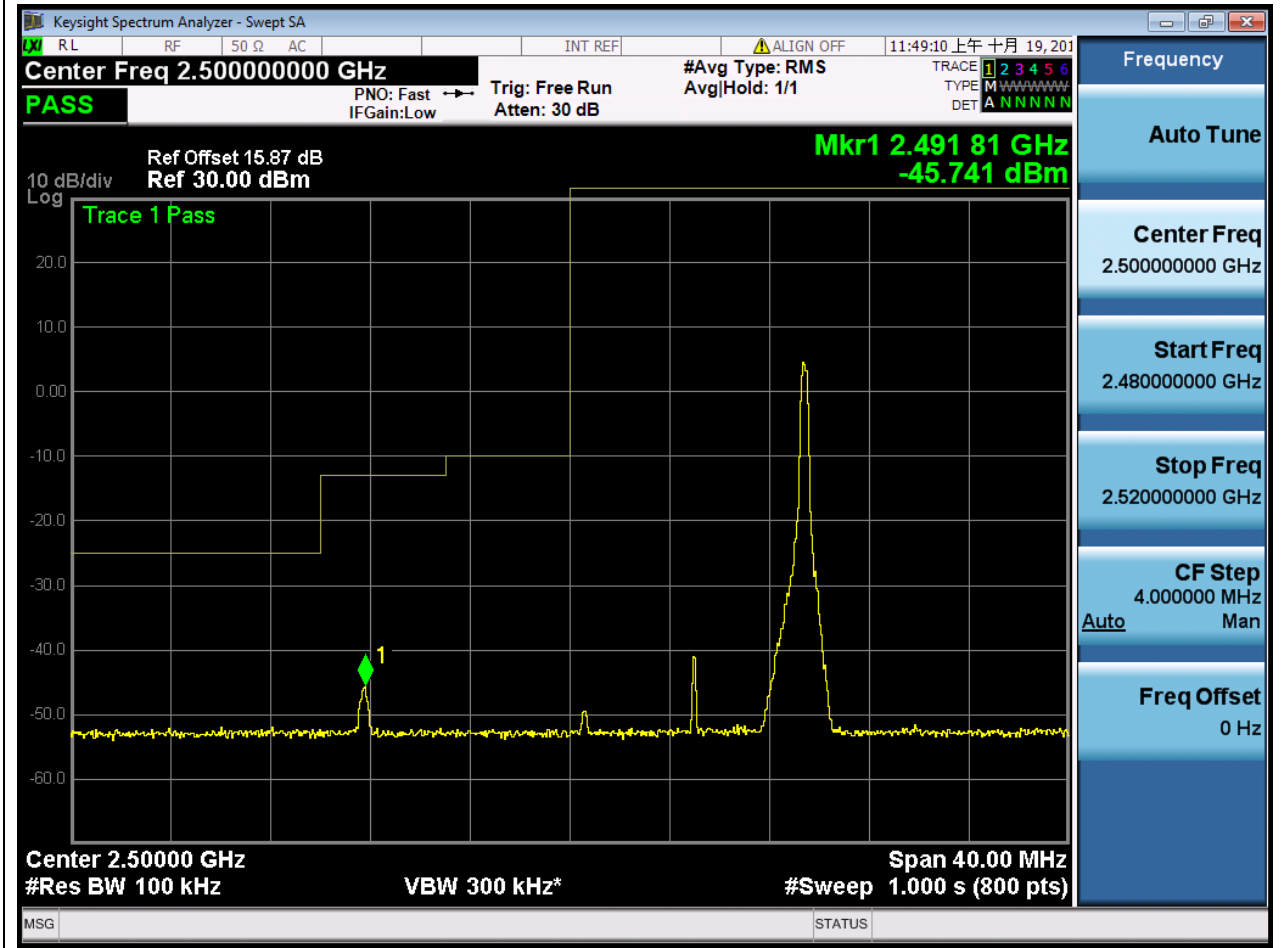
**1.30. LTE Band Edge(NTNV)(Subtest:30, Channel:20800, Bandwidth:10, Modulation:QPSK, RB Number: 1, RB Position:MID)**

| Center Frequency (MHz) | Span (MHz) | RBW (MHz) | Detector | Frequency (MHz) | Power (dBm) | Verdict | Sweep Point |
|------------------------|------------|-----------|----------|-----------------|-------------|---------|-------------|
| 2500                   | 40         | 0.1       | RMS      | 2482.203        | -52.24      | Pass    | 800         |



**1.31. LTE Band Edge(NTNV)(Subtest:31, Channel:20800, Bandwidth:10, Modulation:QPSK, RB Number: 1, RB Position:HIGH)**

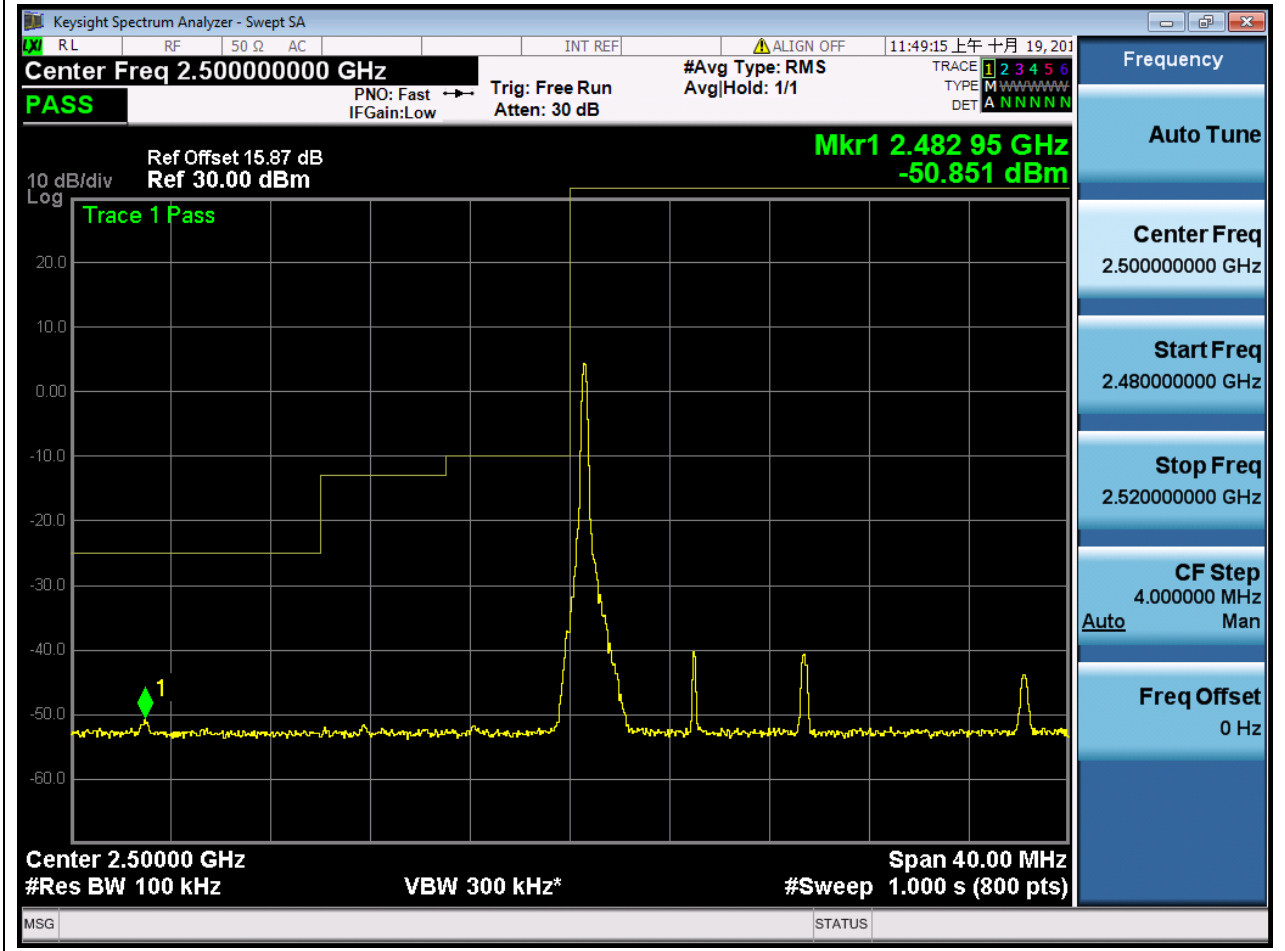
| Center Frequency (MHz) | Span (MHz) | RBW (MHz) | Detector | Frequency (MHz) | Power (dBm) | Verdict | Sweep Point |
|------------------------|------------|-----------|----------|-----------------|-------------|---------|-------------|
| 2500                   | 40         | 0.1       | RMS      | 2491.815        | -45.74      | Pass    | 800         |





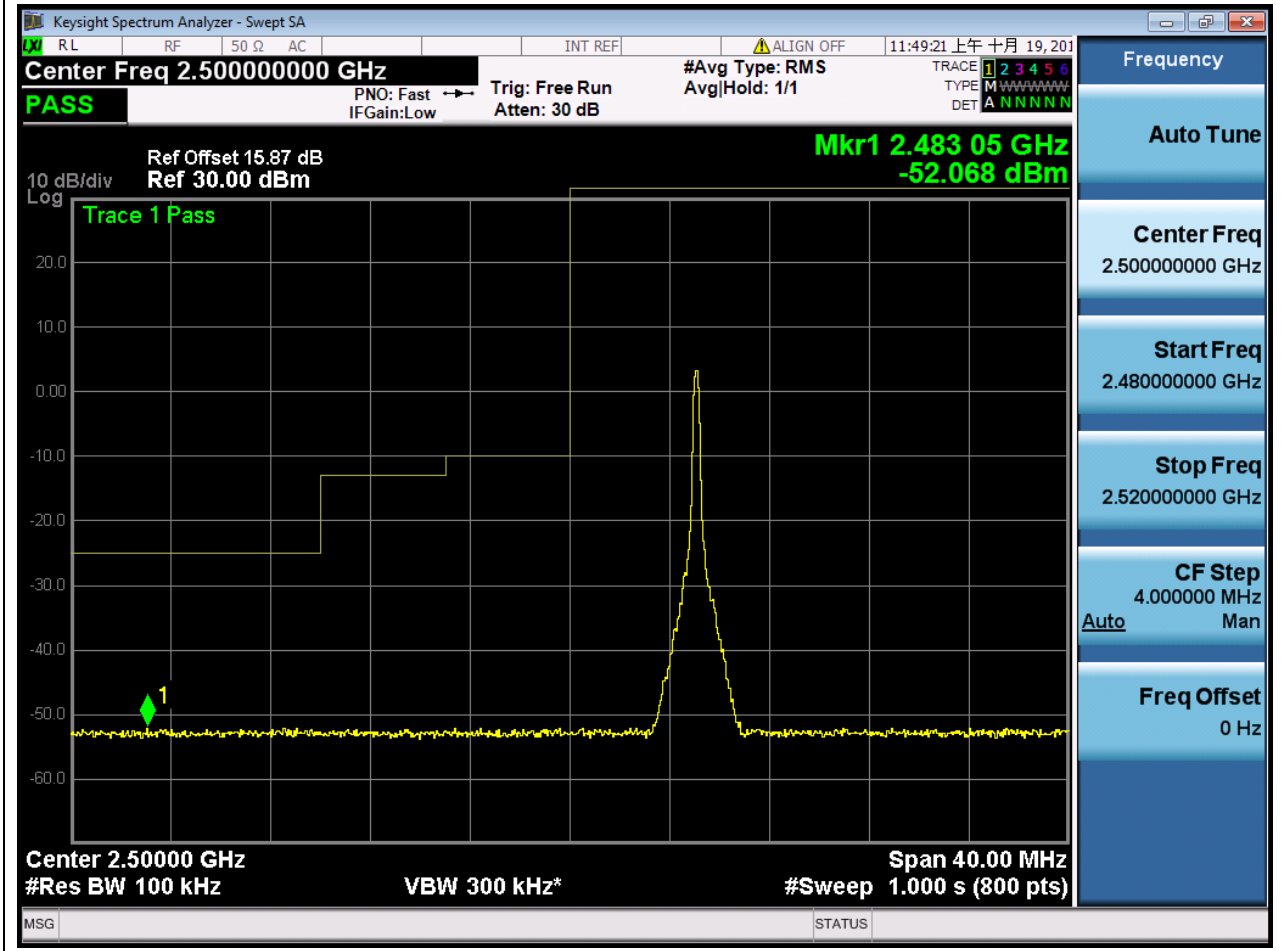
**1.32. LTE Band Edge(NTNV)(Subtest:32, Channel:20800, Bandwidth:10, Modulation:Q16, RB Number: 1, RB Position:LOW)**

| Center Frequency (MHz) | Span (MHz) | RBW (MHz) | Detector | Frequency (MHz) | Power (dBm) | Verdict | Sweep Point |
|------------------------|------------|-----------|----------|-----------------|-------------|---------|-------------|
| 2500                   | 40         | 0.1       | RMS      | 2482.954        | -50.85      | Pass    | 800         |



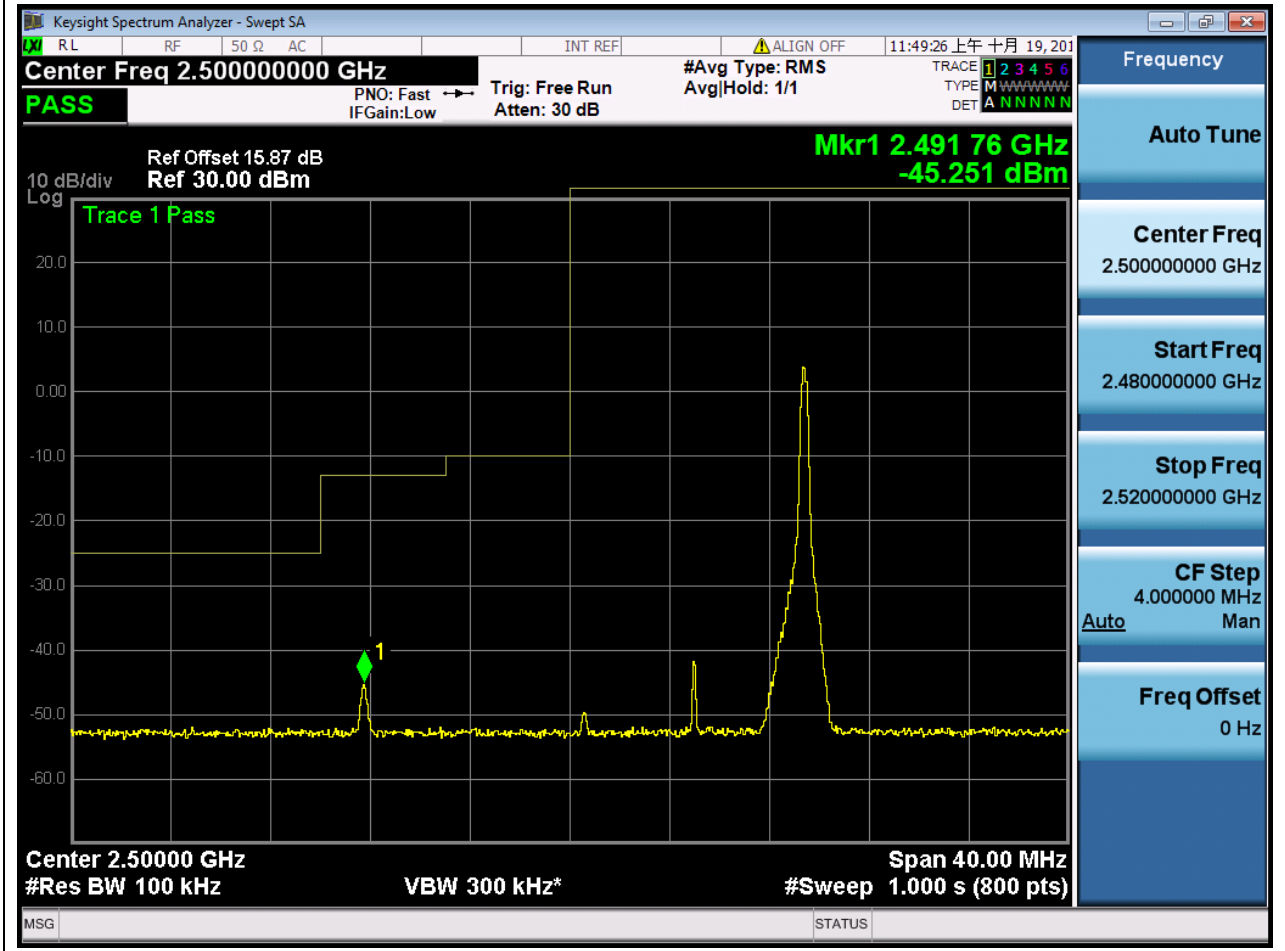
**1.33. LTE Band Edge(NTNV)(Subtest:33, Channel:20800, Bandwidth:10, Modulation:Q16, RB Number: 1, RB Position:MID)**

| Center Frequency (MHz) | Span (MHz) | RBW (MHz) | Detector | Frequency (MHz) | Power (dBm) | Verdict | Sweep Point |
|------------------------|------------|-----------|----------|-----------------|-------------|---------|-------------|
| 2500                   | 40         | 0.1       | RMS      | 2483.054        | -52.07      | Pass    | 800         |



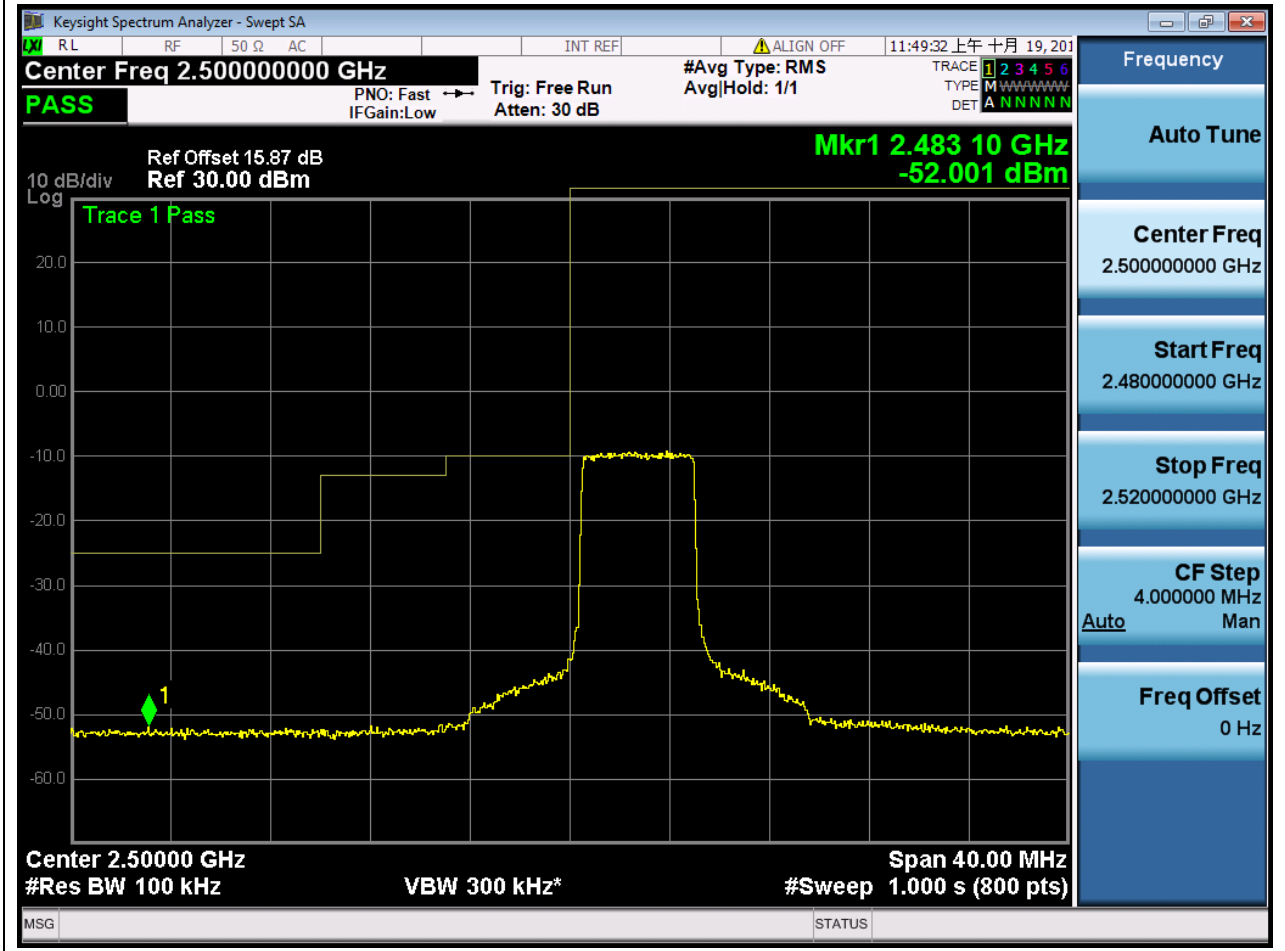
**1.34. LTE Band Edge(NTNV)(Subtest:34, Channel:20800, Bandwidth:10, Modulation:Q16, RB Number: 1, RB Position:HIGH)**

| Center Frequency (MHz) | Span (MHz) | RBW (MHz) | Detector | Frequency (MHz) | Power (dBm) | Verdict | Sweep Point |
|------------------------|------------|-----------|----------|-----------------|-------------|---------|-------------|
| 2500                   | 40         | 0.1       | RMS      | 2491.765        | -45.25      | Pass    | 800         |



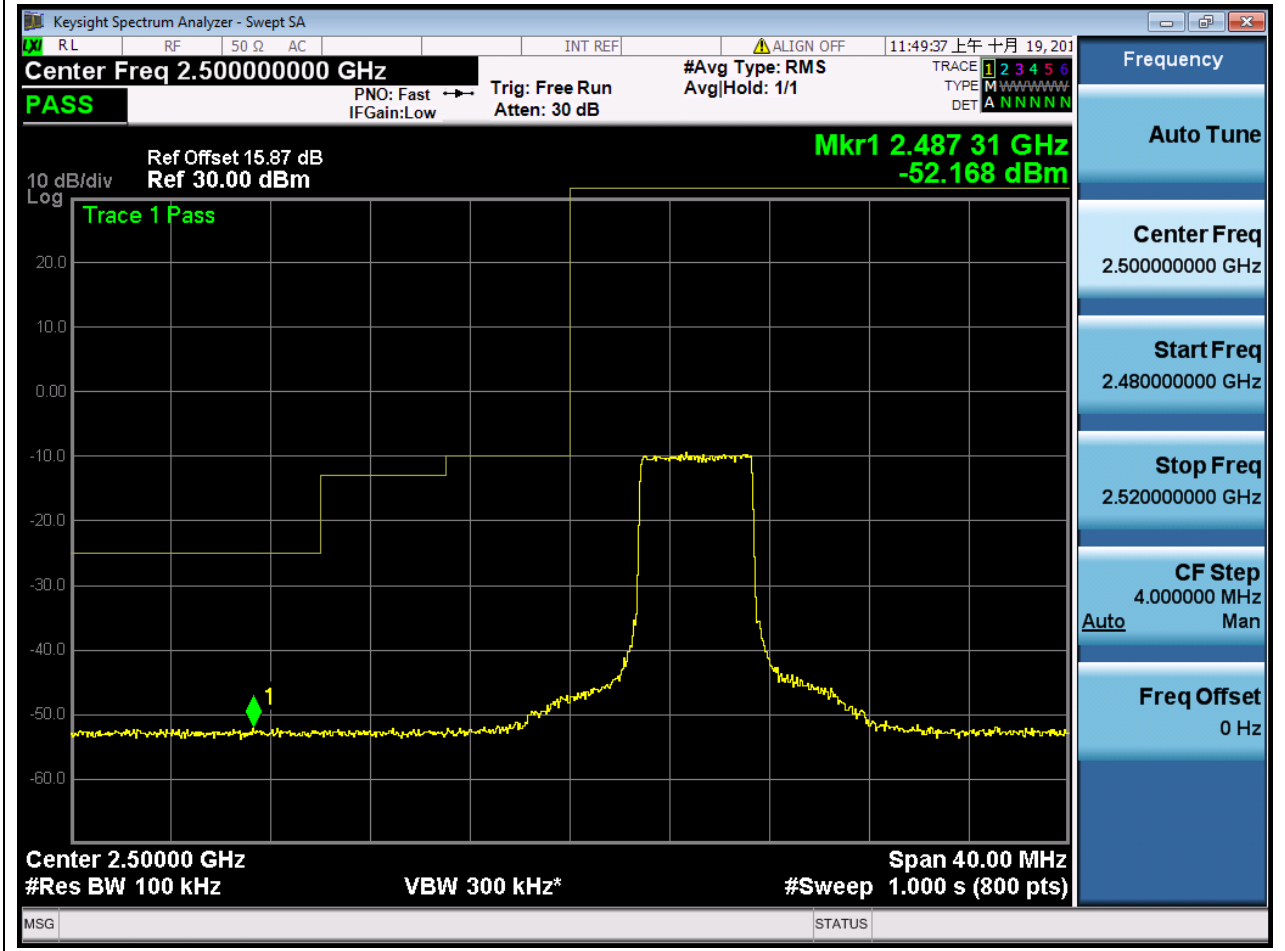
**1.35. LTE Band Edge(NTNV)(Subtest:35, Channel:20800, Bandwidth:10, Modulation:QPSK, RB Number: 25, RB Position:LOW)**

| Center Frequency (MHz) | Span (MHz) | RBW (MHz) | Detector | Frequency (MHz) | Power (dBm) | Verdict | Sweep Point |
|------------------------|------------|-----------|----------|-----------------|-------------|---------|-------------|
| 2500                   | 40         | 0.1       | RMS      | 2483.104        | -52         | Pass    | 800         |



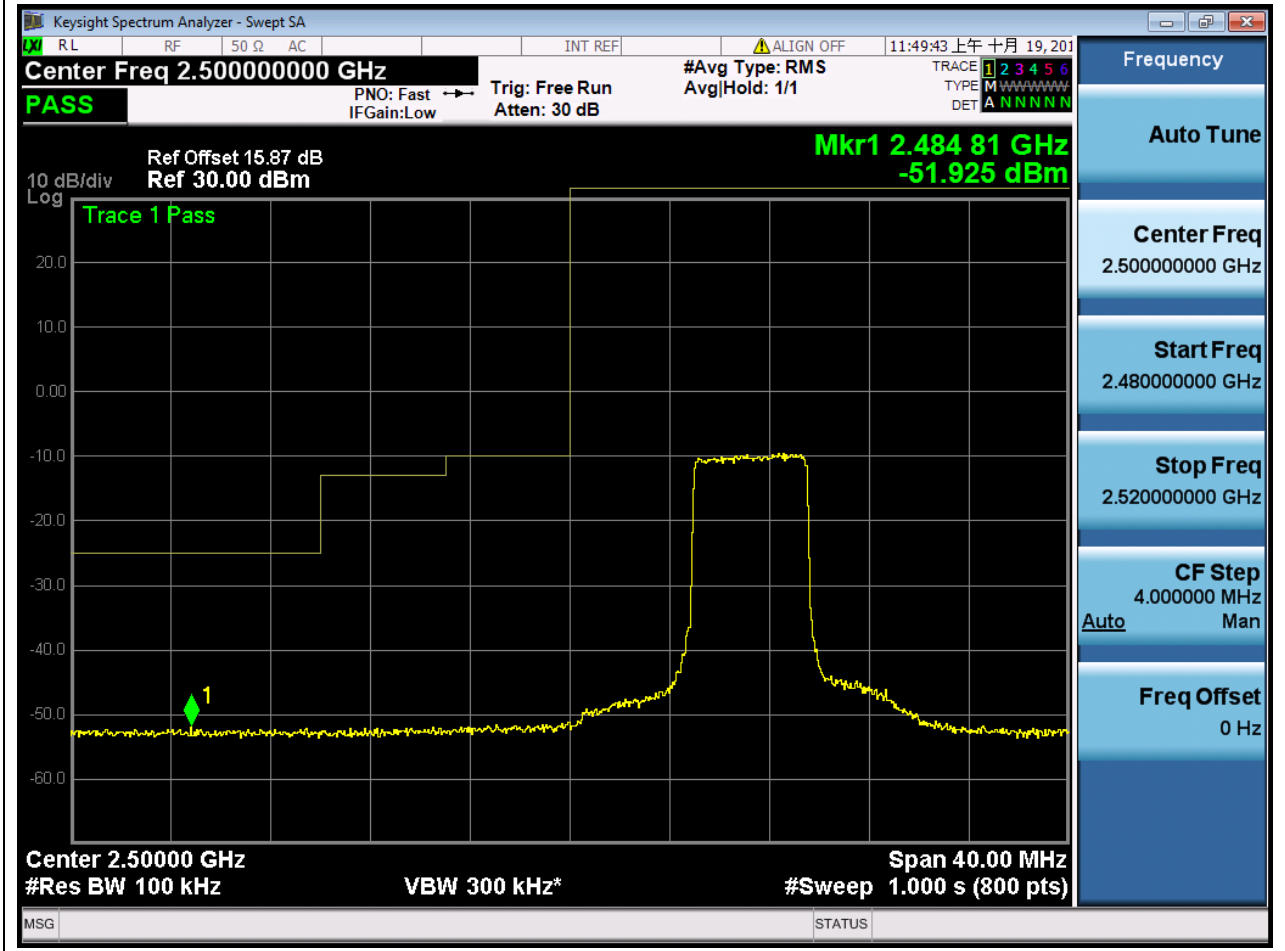
**1.36. LTE Band Edge(NTNV)(Subtest:36, Channel:20800, Bandwidth:10, Modulation:QPSK, RB Number: 25, RB Position:MID)**

| Center Frequency (MHz) | Span (MHz) | RBW (MHz) | Detector | Frequency (MHz) | Power (dBm) | Verdict | Sweep Point |
|------------------------|------------|-----------|----------|-----------------|-------------|---------|-------------|
| 2500                   | 40         | 0.1       | RMS      | 2487.309        | -52.17      | Pass    | 800         |



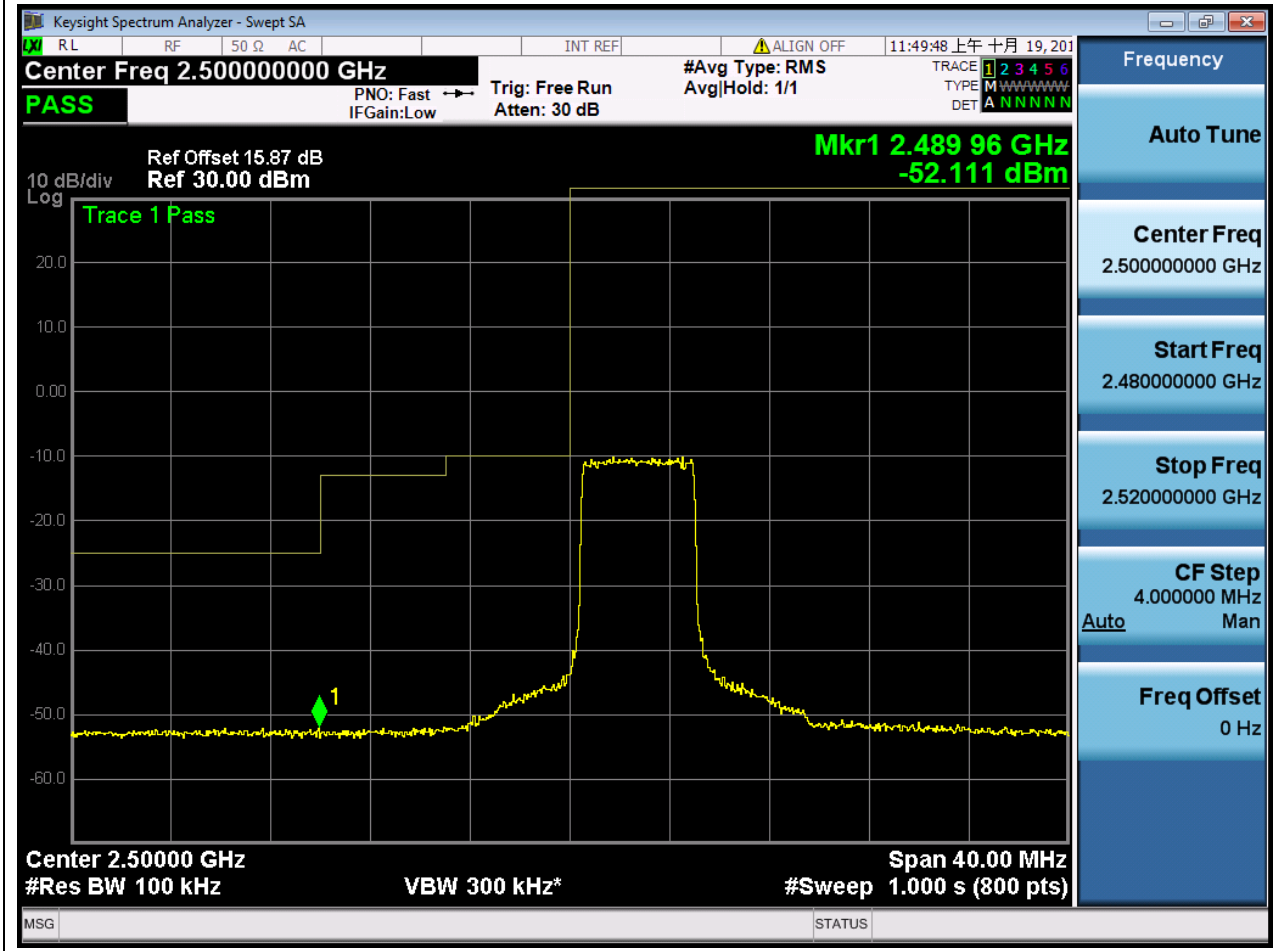
**1.37. LTE Band Edge(NTNV)(Subtest:37, Channel:20800, Bandwidth:10, Modulation:QPSK, RB Number: 25, RB Position:HIGH)**

| Center Frequency (MHz) | Span (MHz) | RBW (MHz) | Detector | Frequency (MHz) | Power (dBm) | Verdict | Sweep Point |
|------------------------|------------|-----------|----------|-----------------|-------------|---------|-------------|
| 2500                   | 40         | 0.1       | RMS      | 2484.806        | -51.92      | Pass    | 800         |



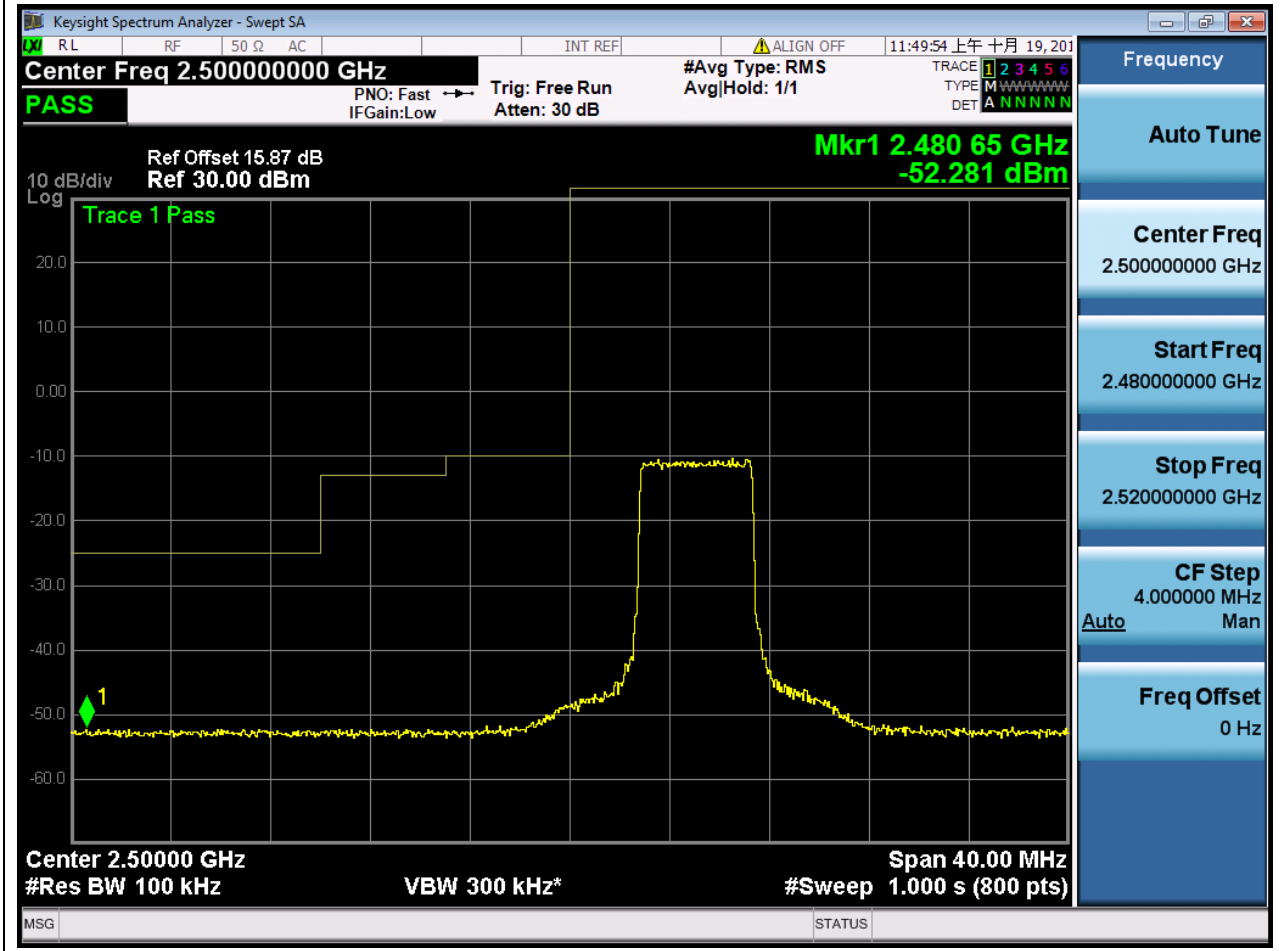
**1.38. LTE Band Edge(NTNV)(Subtest:38, Channel:20800, Bandwidth:10, Modulation:Q16, RB Number: 25, RB Position:LOW)**

| Center Frequency (MHz) | Span (MHz) | RBW (MHz) | Detector | Frequency (MHz) | Power (dBm) | Verdict | Sweep Point |
|------------------------|------------|-----------|----------|-----------------|-------------|---------|-------------|
| 2500                   | 40         | 0.1       | RMS      | 2489.962        | -52.11      | Pass    | 800         |



**1.39. LTE Band Edge(NTNV)(Subtest:39, Channel:20800, Bandwidth:10, Modulation:Q16, RB Number: 25, RB Position:MID)**

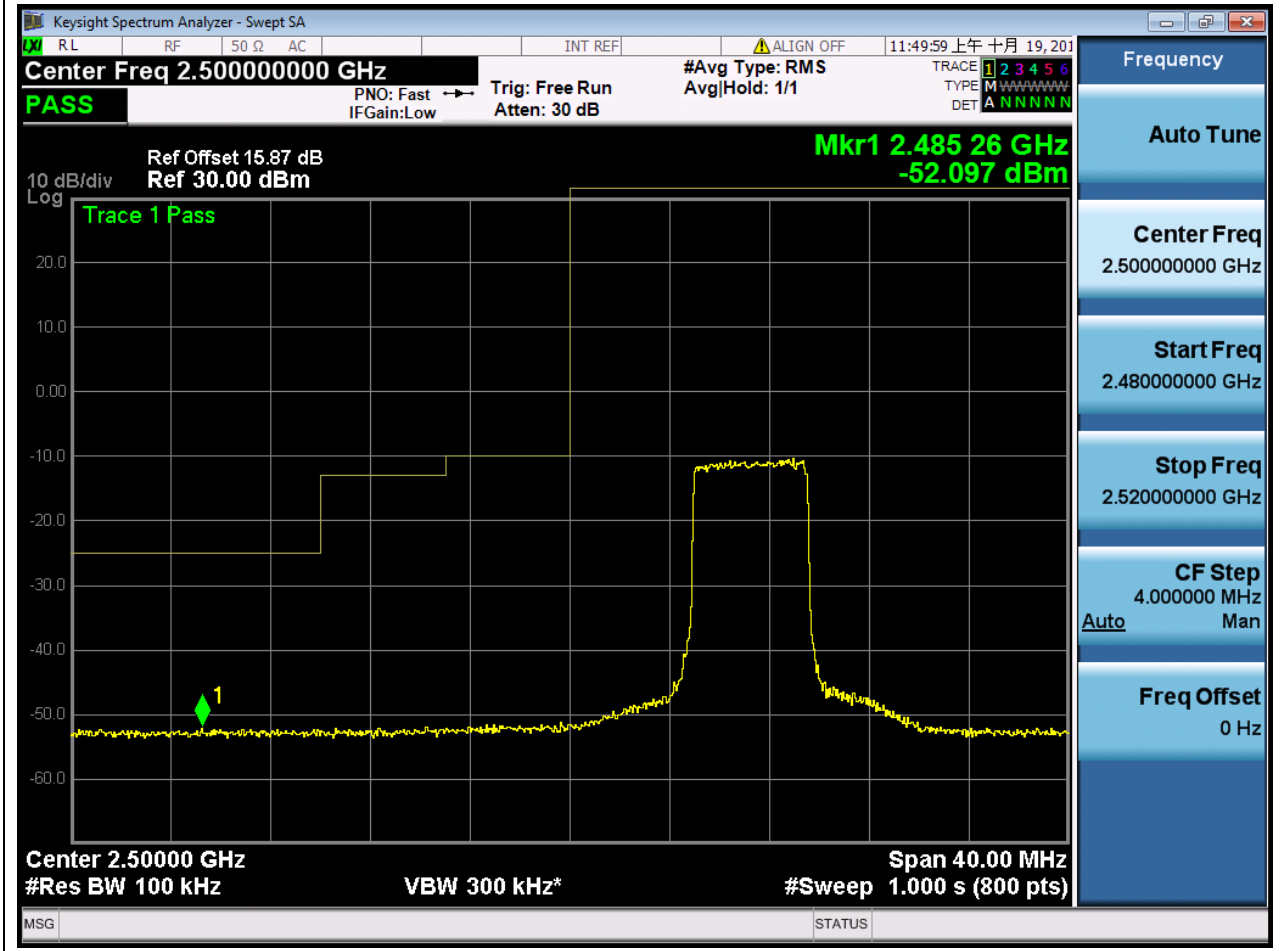
| Center Frequency (MHz) | Span (MHz) | RBW (MHz) | Detector | Frequency (MHz) | Power (dBm) | Verdict | Sweep Point |
|------------------------|------------|-----------|----------|-----------------|-------------|---------|-------------|
| 2500                   | 40         | 0.1       | RMS      | 2480.651        | -52.28      | Pass    | 800         |





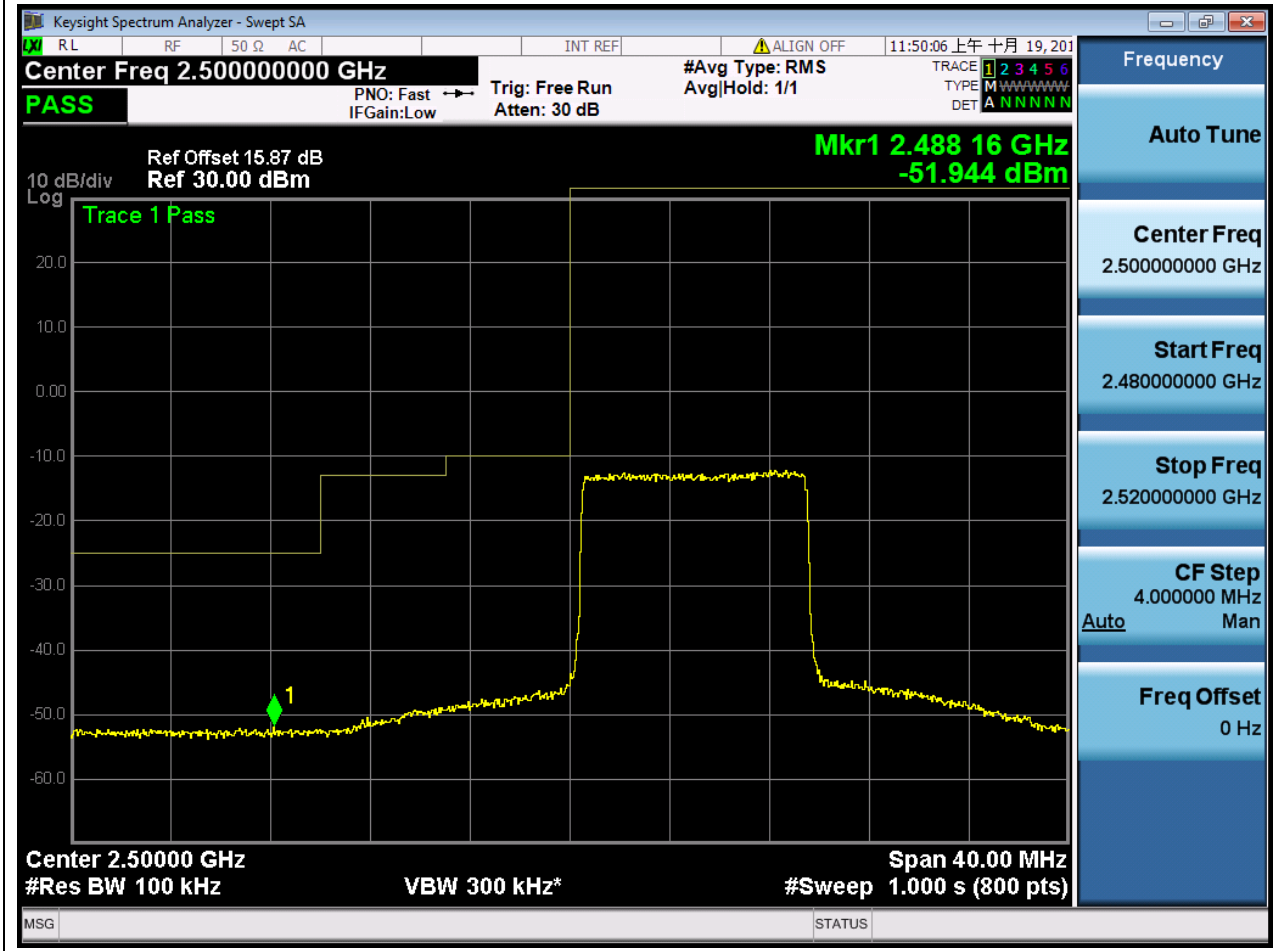
**1.40. LTE Band Edge(NTNV)(Subtest:40, Channel:20800, Bandwidth:10, Modulation:Q16, RB Number: 25, RB Position:HIGH)**

| Center Frequency (MHz) | Span (MHz) | RBW (MHz) | Detector | Frequency (MHz) | Power (dBm) | Verdict | Sweep Point |
|------------------------|------------|-----------|----------|-----------------|-------------|---------|-------------|
| 2500                   | 40         | 0.1       | RMS      | 2485.257        | -52.1       | Pass    | 800         |



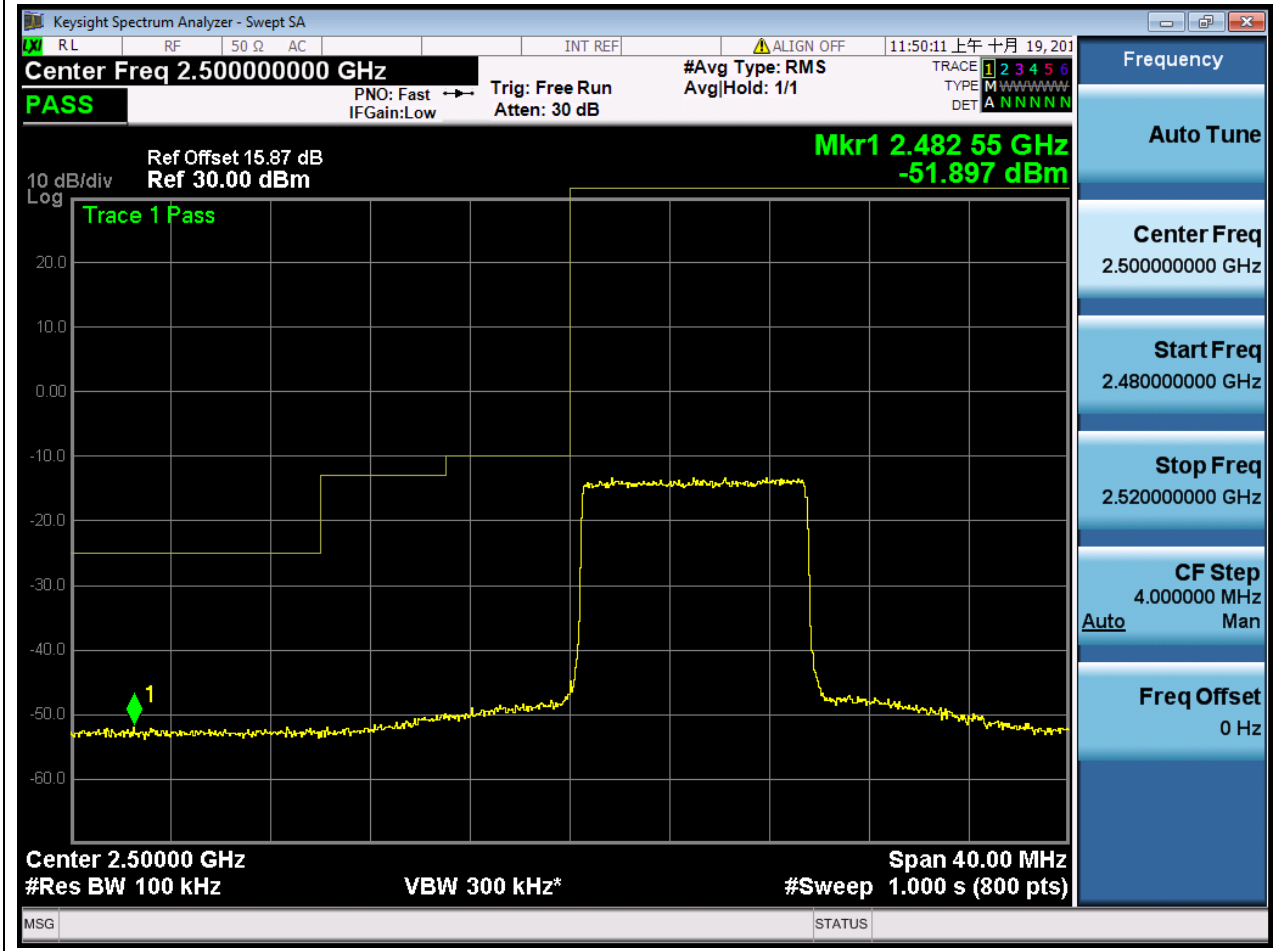
**1.41. LTE Band Edge(NTNV)(Subtest:41, Channel:20800, Bandwidth:10, Modulation:QPSK, RB Number: 50, RB Position:LOW)**

| Center Frequency (MHz) | Span (MHz) | RBW (MHz) | Detector | Frequency (MHz) | Power (dBm) | Verdict | Sweep Point |
|------------------------|------------|-----------|----------|-----------------|-------------|---------|-------------|
| 2500                   | 40         | 0.1       | RMS      | 2488.16         | -51.94      | Pass    | 800         |



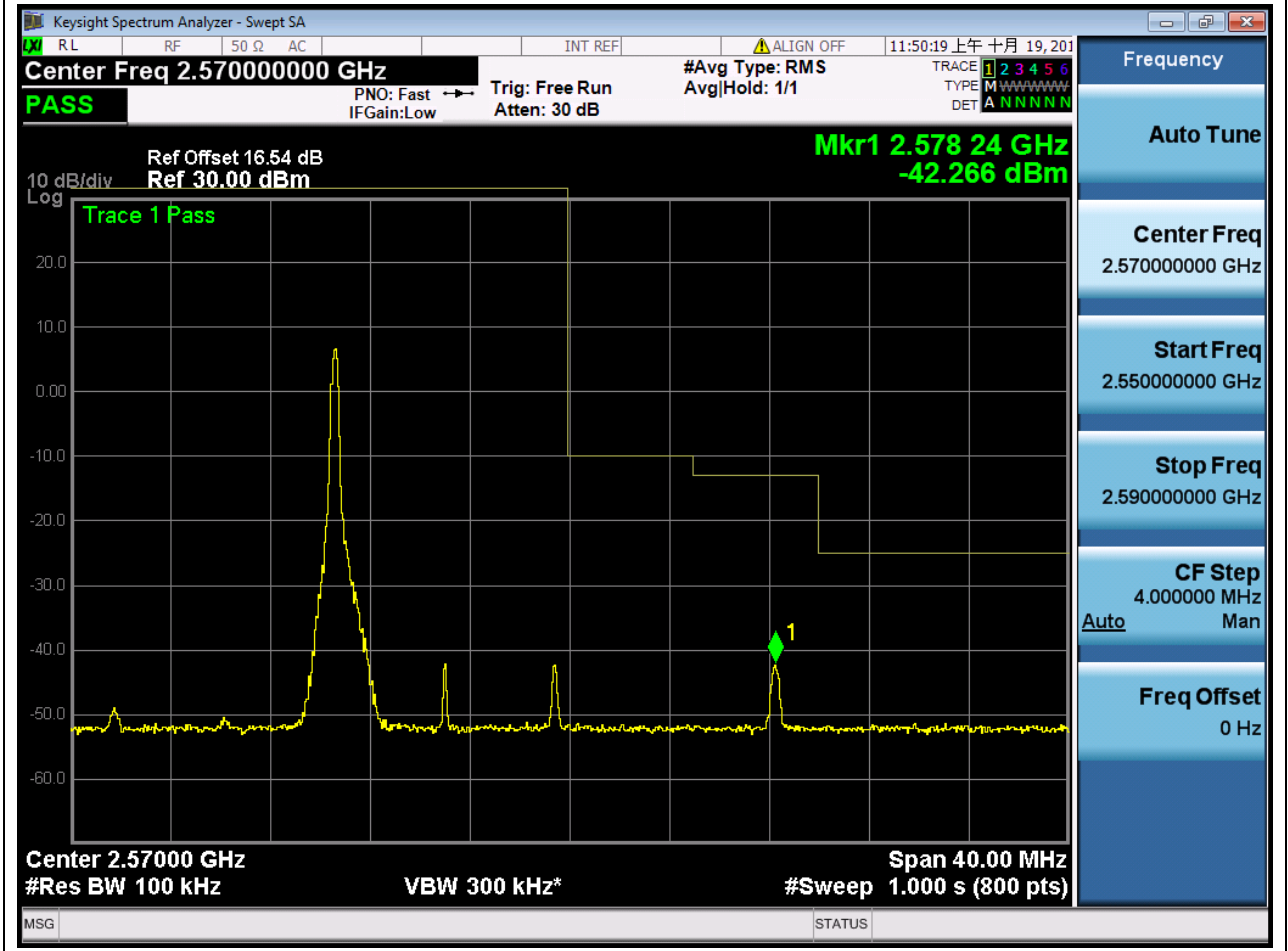
**1.42. LTE Band Edge(NTNV)(Subtest:42, Channel:20800, Bandwidth:10, Modulation:Q16, RB Number: 50, RB Position:LOW)**

| Center Frequency (MHz) | Span (MHz) | RBW (MHz) | Detector | Frequency (MHz) | Power (dBm) | Verdict | Sweep Point |
|------------------------|------------|-----------|----------|-----------------|-------------|---------|-------------|
| 2500                   | 40         | 0.1       | RMS      | 2482.553        | -51.9       | Pass    | 800         |



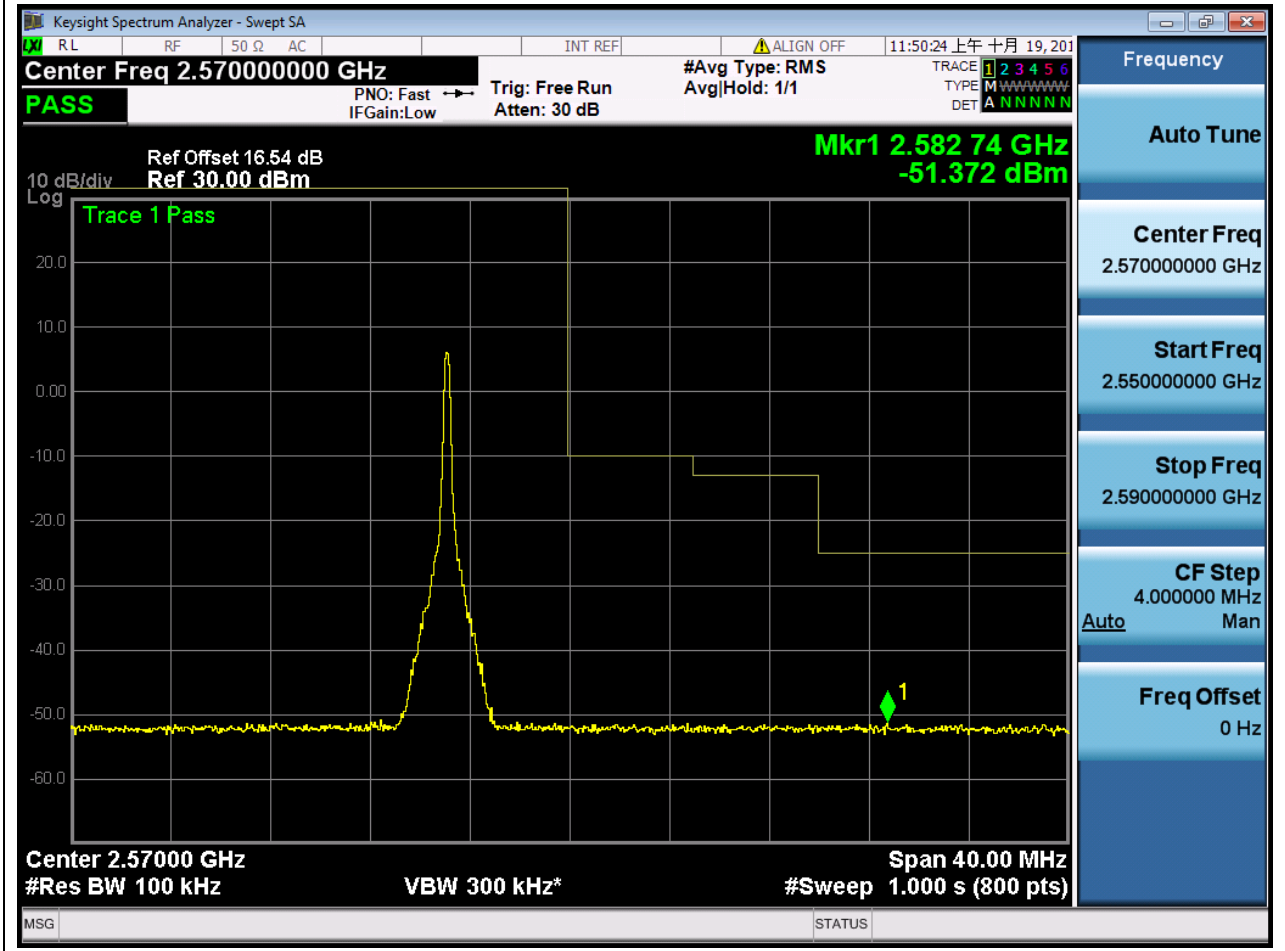
**1.43. LTE Band Edge(NTNV)(Subtest:43, Channel:21400, Bandwidth:10, Modulation:QPSK, RB Number: 1, RB Position:LOW)**

| Center Frequency (MHz) | Span (MHz) | RBW (MHz) | Detector | Frequency (MHz) | Power (dBm) | Verdict | Sweep Point |
|------------------------|------------|-----------|----------|-----------------|-------------|---------|-------------|
| 2570                   | 40         | 0.1       | RMS      | 2578.235        | -42.27      | Pass    | 800         |



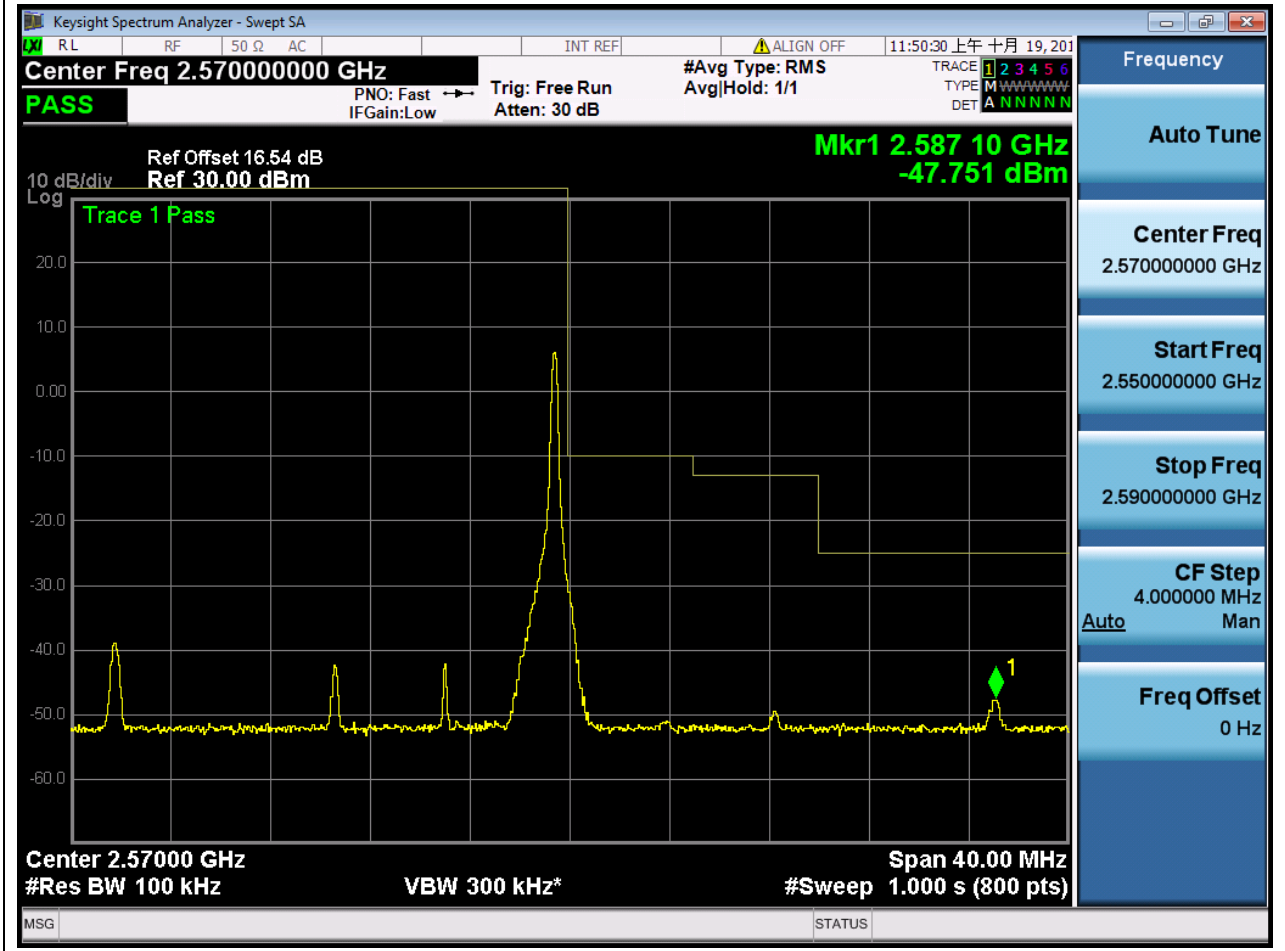
**1.44. LTE Band Edge(NTNV)(Subtest:44, Channel:21400, Bandwidth:10, Modulation:QPSK, RB Number: 1, RB Position:MID)**

| Center Frequency (MHz) | Span (MHz) | RBW (MHz) | Detector | Frequency (MHz) | Power (dBm) | Verdict | Sweep Point |
|------------------------|------------|-----------|----------|-----------------|-------------|---------|-------------|
| 2570                   | 40         | 0.1       | RMS      | 2582.741        | -51.37      | Pass    | 800         |



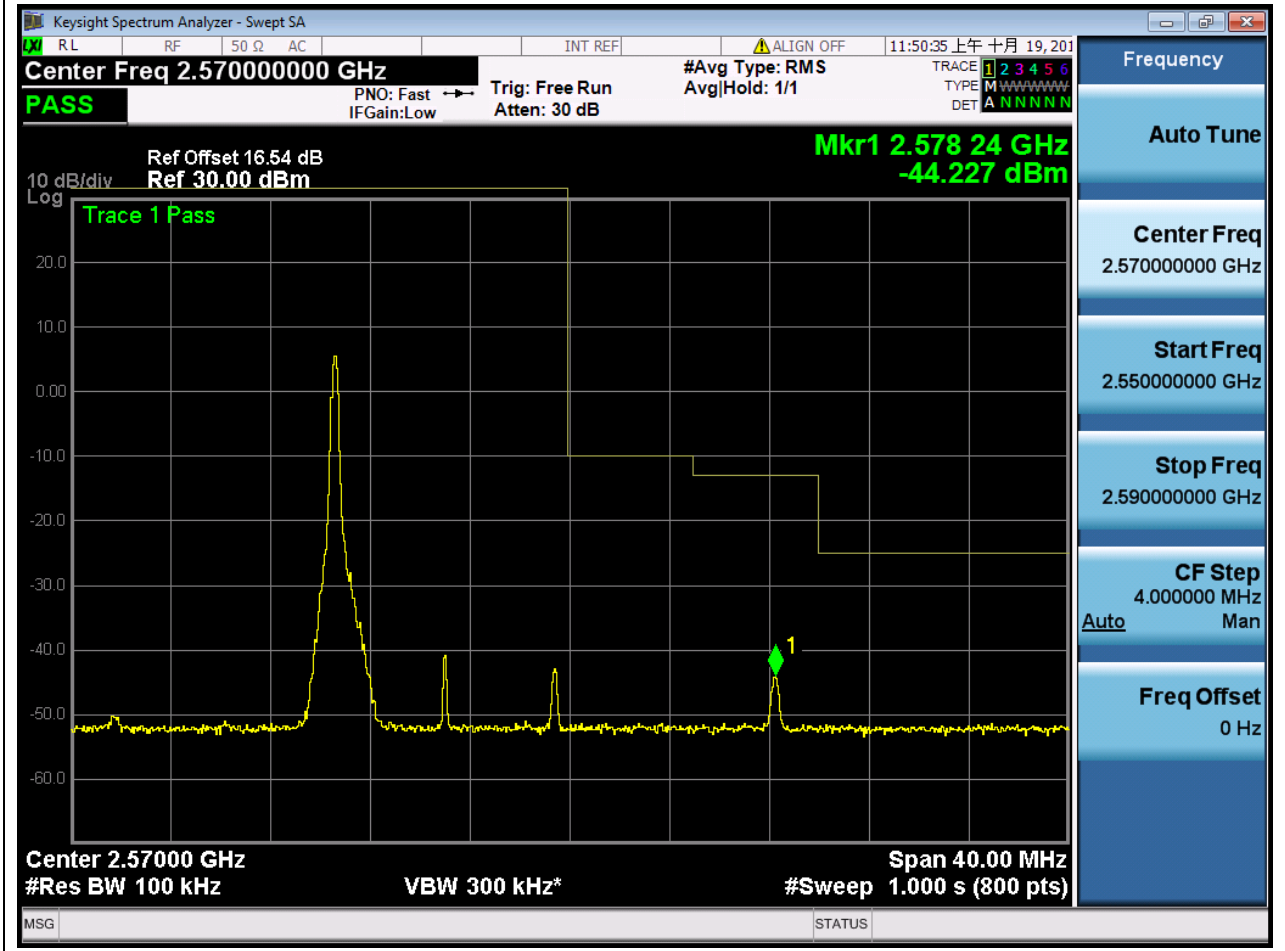
**1.45. LTE Band Edge(NTNV)(Subtest:45, Channel:21400, Bandwidth:10, Modulation:QPSK, RB Number: 1, RB Position:HIGH)**

| Center Frequency (MHz) | Span (MHz) | RBW (MHz) | Detector | Frequency (MHz) | Power (dBm) | Verdict | Sweep Point |
|------------------------|------------|-----------|----------|-----------------|-------------|---------|-------------|
| 2570                   | 40         | 0.1       | RMS      | 2587.096        | -47.75      | Pass    | 800         |



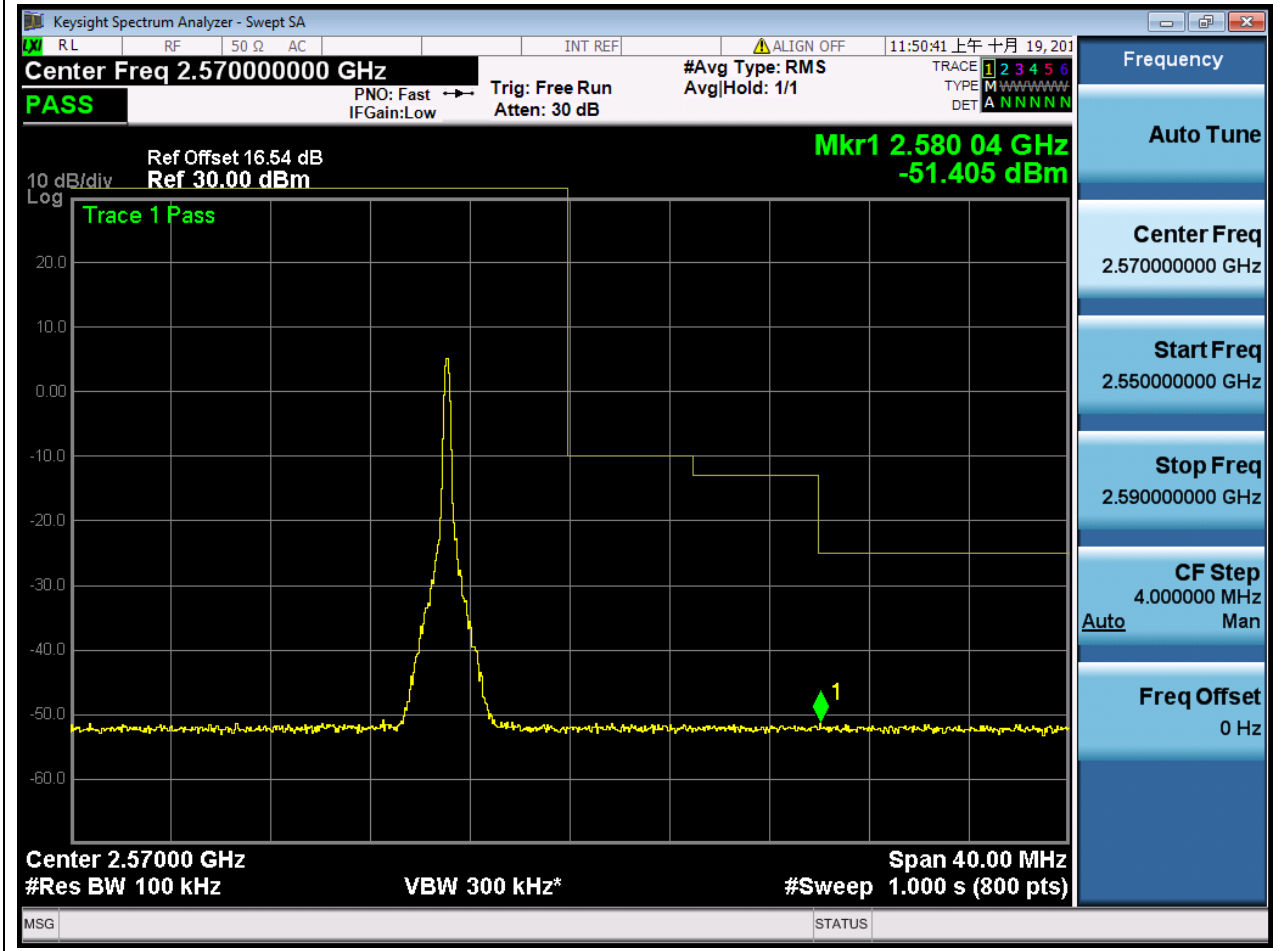
**1.46. LTE Band Edge(NTNV)(Subtest:46, Channel:21400, Bandwidth:10, Modulation:Q16, RB Number: 1, RB Position:LOW)**

| Center Frequency (MHz) | Span (MHz) | RBW (MHz) | Detector | Frequency (MHz) | Power (dBm) | Verdict | Sweep Point |
|------------------------|------------|-----------|----------|-----------------|-------------|---------|-------------|
| 2570                   | 40         | 0.1       | RMS      | 2578.235        | -44.23      | Pass    | 800         |



**1.47. LTE Band Edge(NTNV)(Subtest:47, Channel:21400, Bandwidth:10, Modulation:Q16, RB Number: 1, RB Position:MID)**

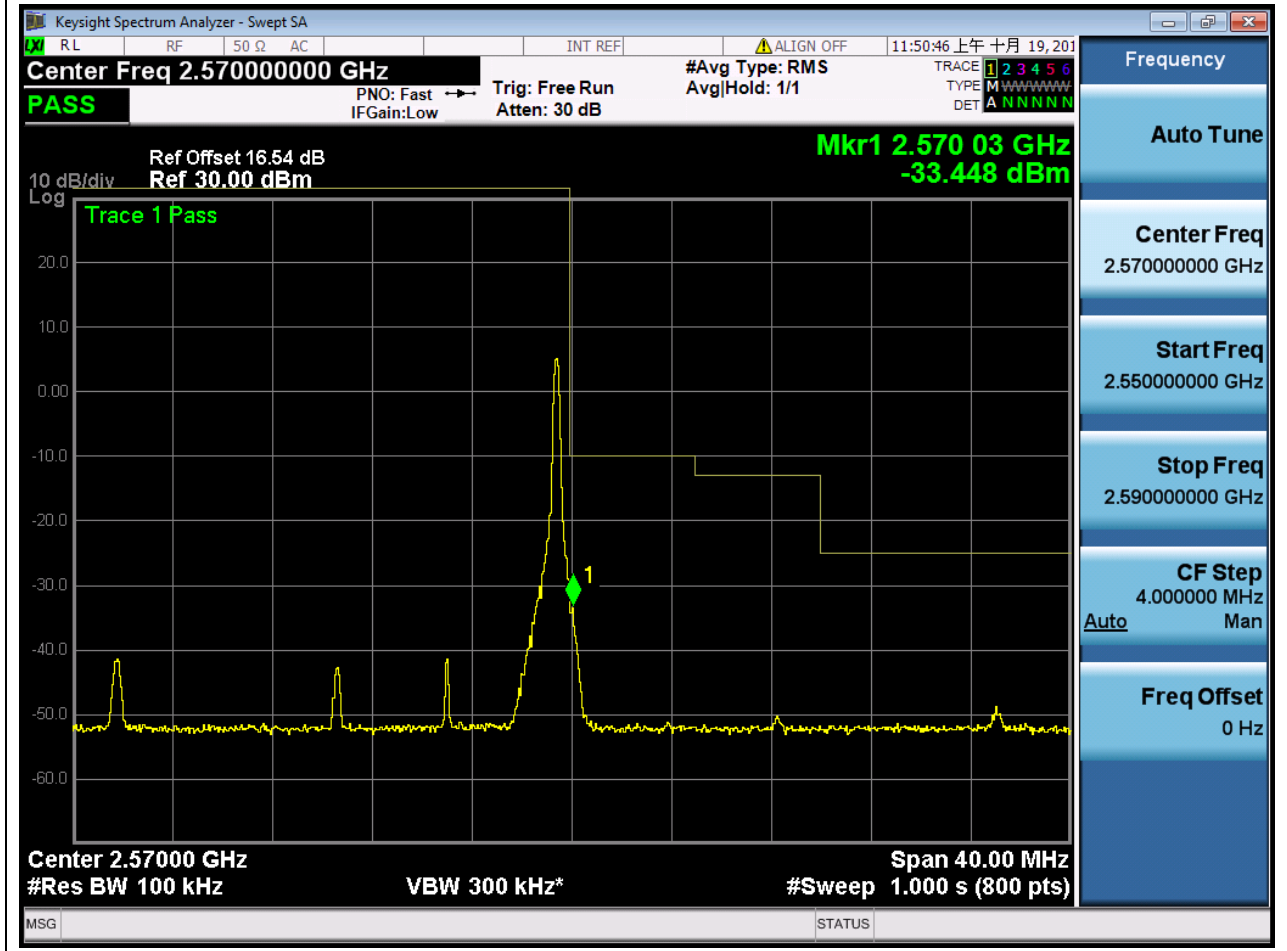
| Center Frequency (MHz) | Span (MHz) | RBW (MHz) | Detector | Frequency (MHz) | Power (dBm) | Verdict | Sweep Point |
|------------------------|------------|-----------|----------|-----------------|-------------|---------|-------------|
| 2570                   | 40         | 0.1       | RMS      | 2580.038        | -51.4       | Pass    | 800         |





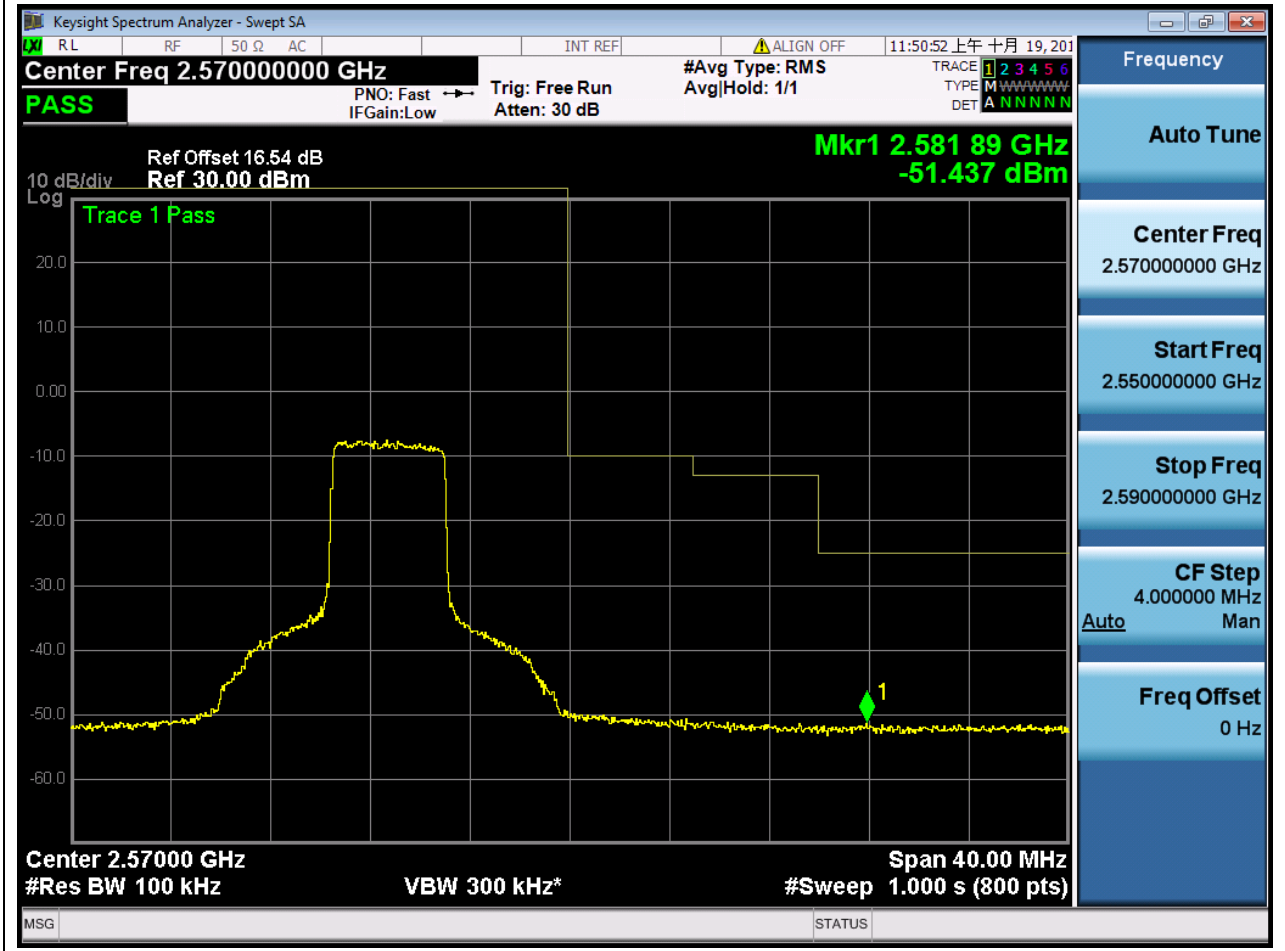
**1.48. LTE Band Edge(NTNV)(Subtest:48, Channel:21400, Bandwidth:10, Modulation:Q16, RB Number: 1, RB Position:HIGH)**

| Center Frequency (MHz) | Span (MHz) | RBW (MHz) | Detector | Frequency (MHz) | Power (dBm) | Verdict | Sweep Point |
|------------------------|------------|-----------|----------|-----------------|-------------|---------|-------------|
| 2570                   | 40         | 0.1       | RMS      | 2570.025        | -33.45      | Pass    | 800         |



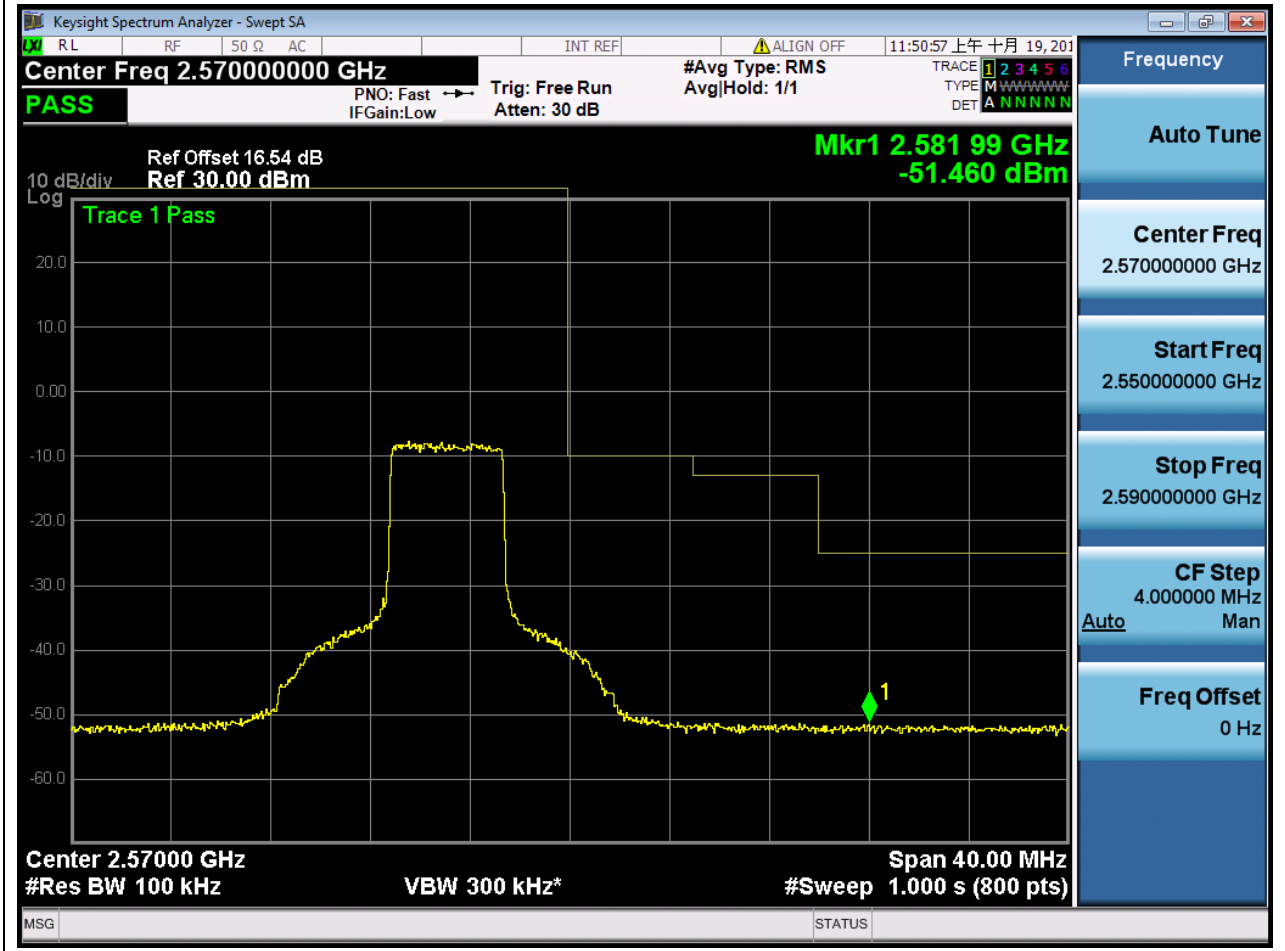
**1.49. LTE Band Edge(NTNV)(Subtest:49, Channel:21400, Bandwidth:10, Modulation:QPSK, RB Number: 25, RB Position:LOW)**

| Center Frequency (MHz) | Span (MHz) | RBW (MHz) | Detector | Frequency (MHz) | Power (dBm) | Verdict | Sweep Point |
|------------------------|------------|-----------|----------|-----------------|-------------|---------|-------------|
| 2570                   | 40         | 0.1       | RMS      | 2581.89         | -51.44      | Pass    | 800         |



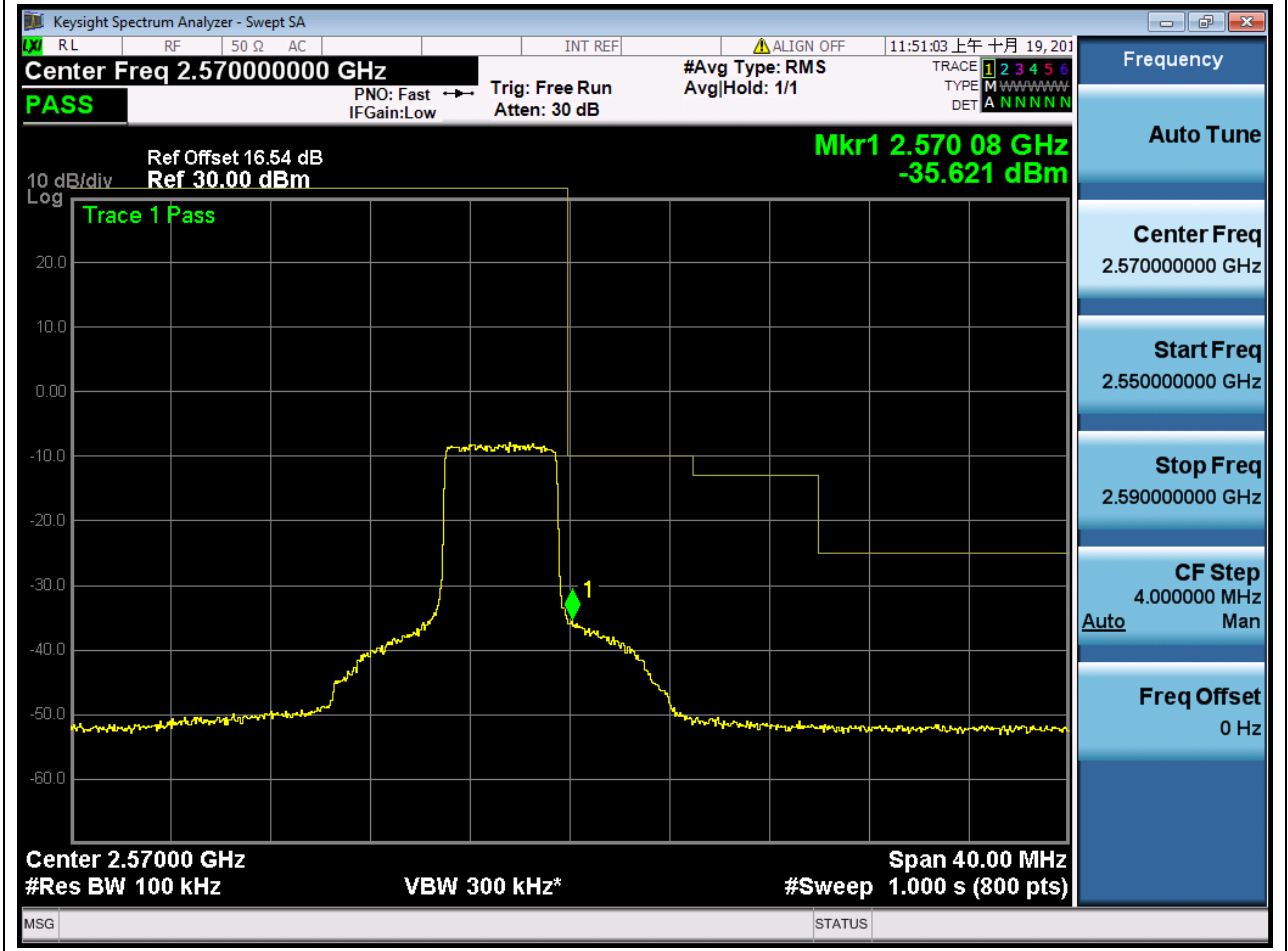
**1.50. LTE Band Edge(NTNV)(Subtest:50, Channel:21400, Bandwidth:10, Modulation:QPSK, RB Number: 25, RB Position:MID)**

| Center Frequency (MHz) | Span (MHz) | RBW (MHz) | Detector | Frequency (MHz) | Power (dBm) | Verdict | Sweep Point |
|------------------------|------------|-----------|----------|-----------------|-------------|---------|-------------|
| 2570                   | 40         | 0.1       | RMS      | 2581.99         | -51.46      | Pass    | 800         |



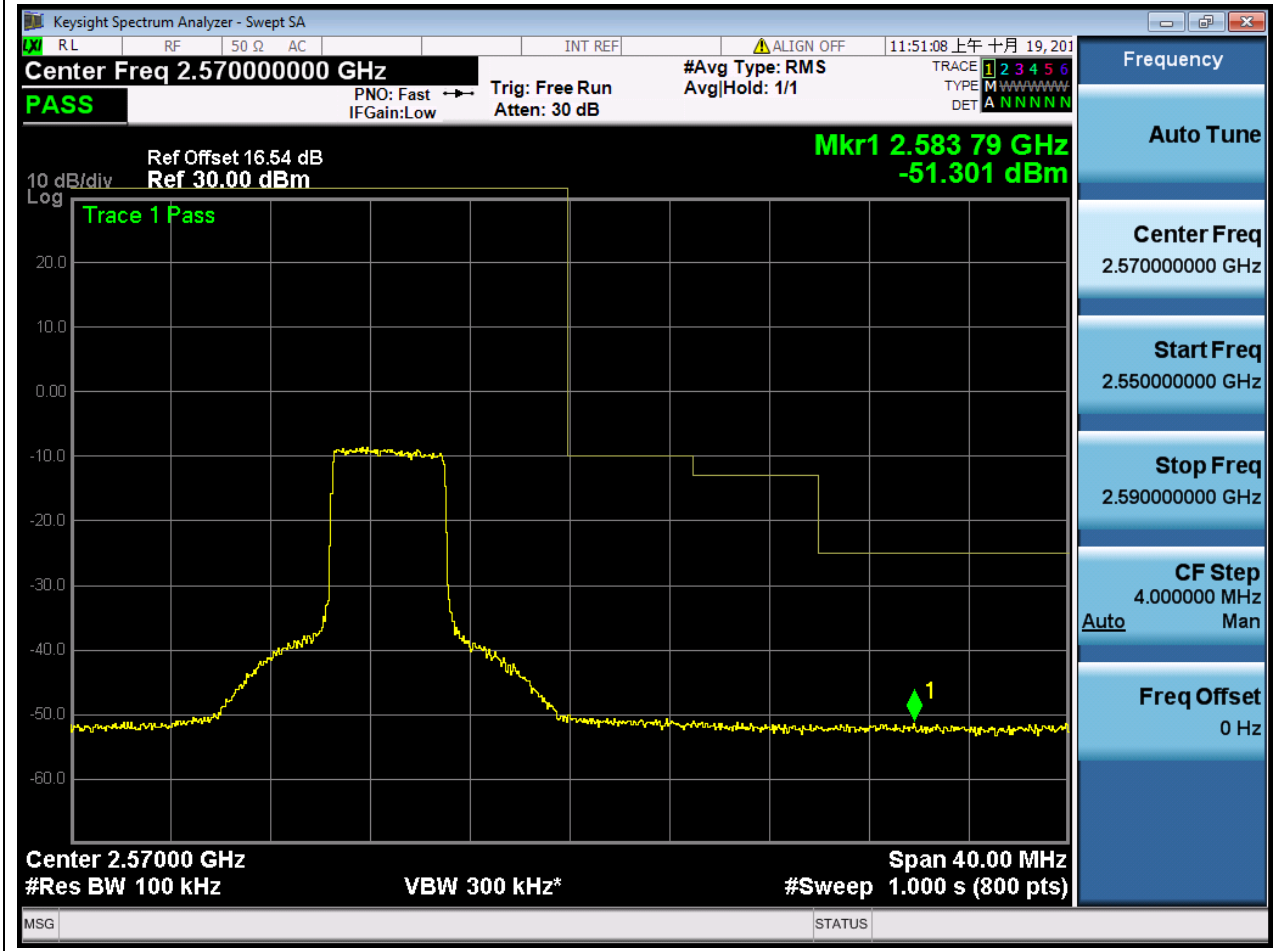
**1.51. LTE Band Edge(NTNV)(Subtest:51, Channel:21400, Bandwidth:10, Modulation:QPSK, RB Number: 25, RB Position:HIGH)**

| Center Frequency (MHz) | Span (MHz) | RBW (MHz) | Detector | Frequency (MHz) | Power (dBm) | Verdict | Sweep Point |
|------------------------|------------|-----------|----------|-----------------|-------------|---------|-------------|
| 2570                   | 40         | 0.1       | RMS      | 2570.075        | -35.62      | Pass    | 800         |



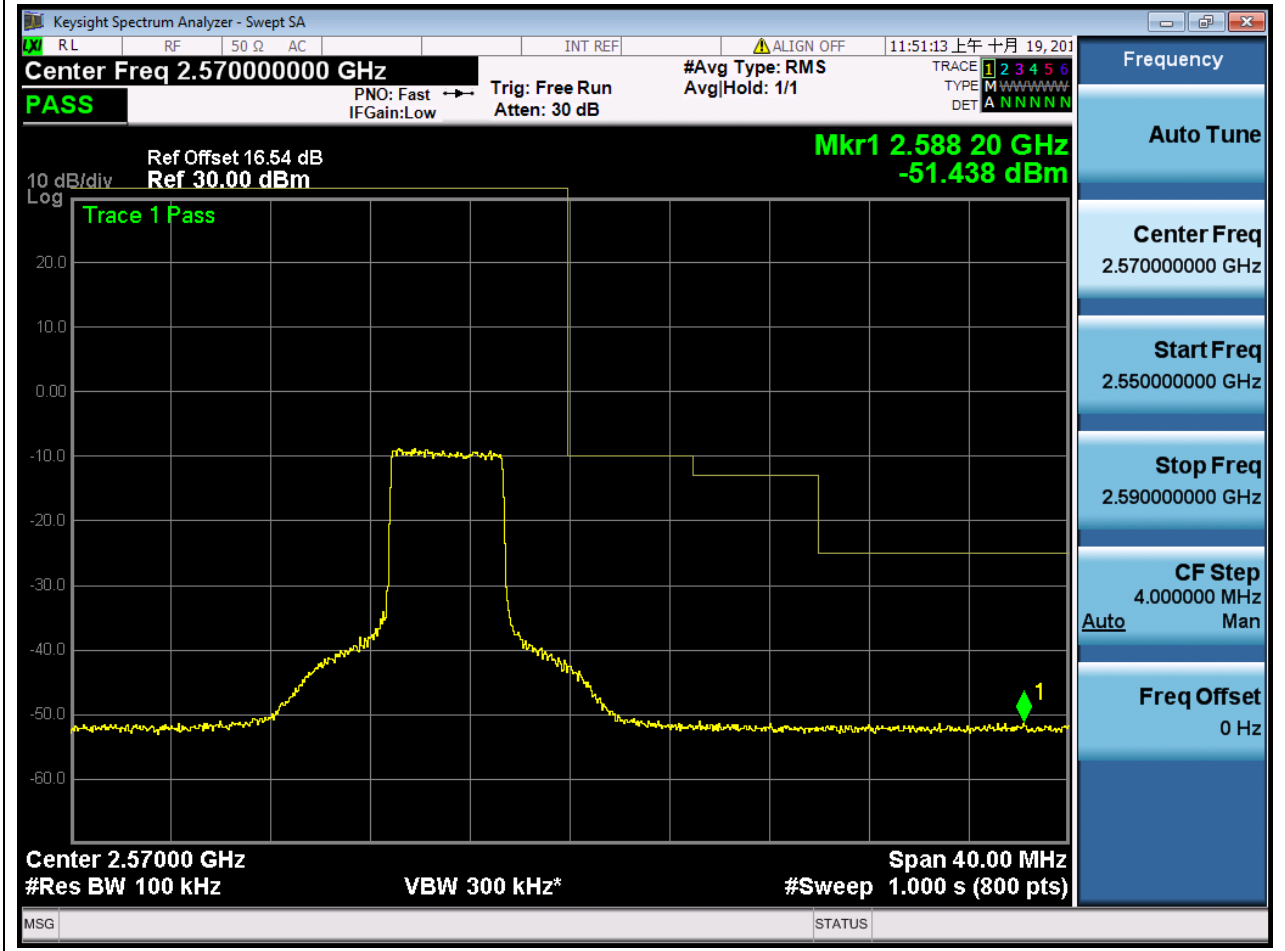
**1.52. LTE Band Edge(NTNV)(Subtest:52, Channel:21400, Bandwidth:10, Modulation:Q16, RB Number: 25, RB Position:LOW)**

| Center Frequency (MHz) | Span (MHz) | RBW (MHz) | Detector | Frequency (MHz) | Power (dBm) | Verdict | Sweep Point |
|------------------------|------------|-----------|----------|-----------------|-------------|---------|-------------|
| 2570                   | 40         | 0.1       | RMS      | 2583.792        | -51.3       | Pass    | 800         |



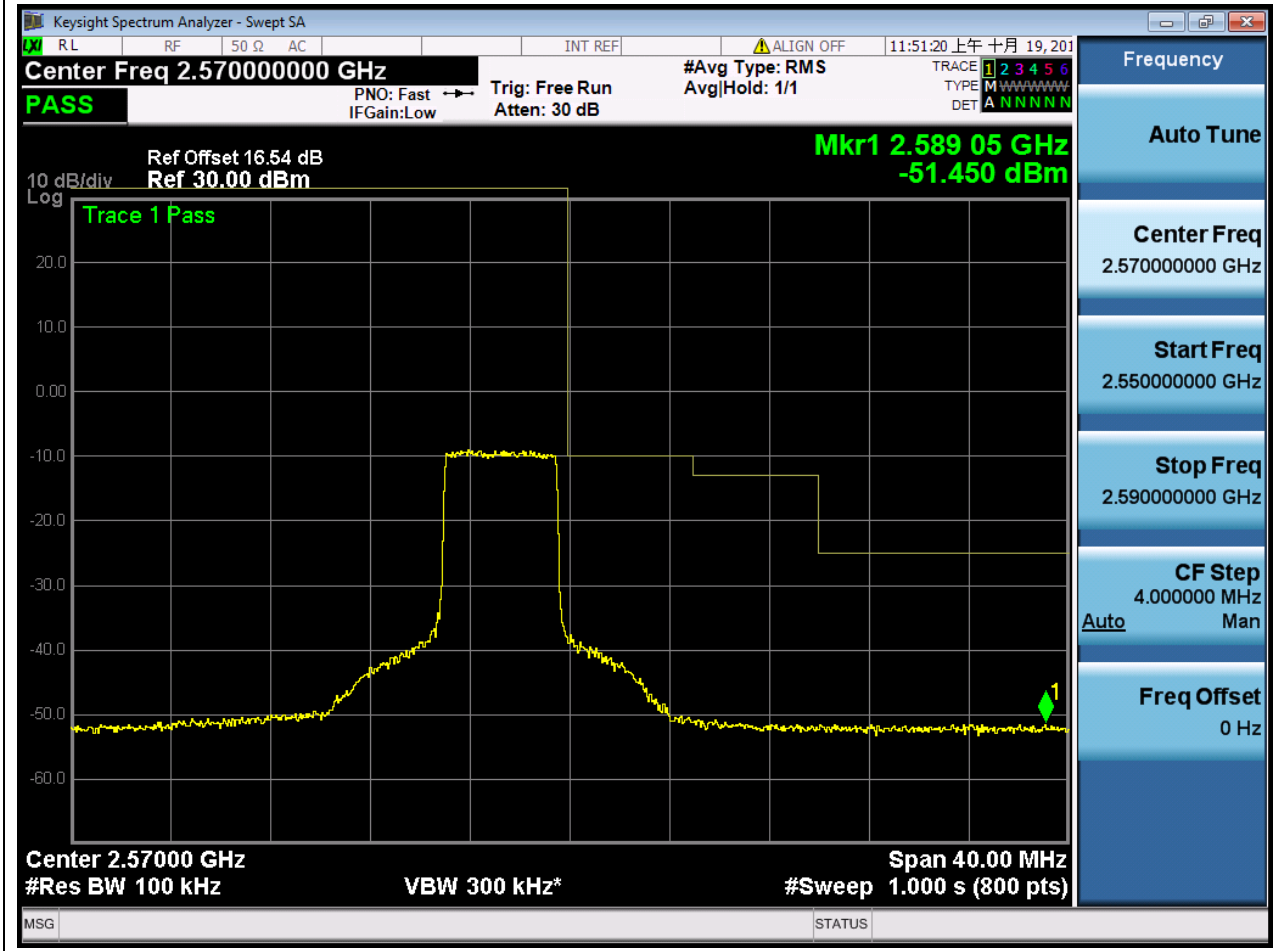
**1.53. LTE Band Edge(NTNV)(Subtest:53, Channel:21400, Bandwidth:10, Modulation:Q16, RB Number: 25, RB Position:MID)**

| Center Frequency (MHz) | Span (MHz) | RBW (MHz) | Detector | Frequency (MHz) | Power (dBm) | Verdict | Sweep Point |
|------------------------|------------|-----------|----------|-----------------|-------------|---------|-------------|
| 2570                   | 40         | 0.1       | RMS      | 2588.198        | -51.44      | Pass    | 800         |



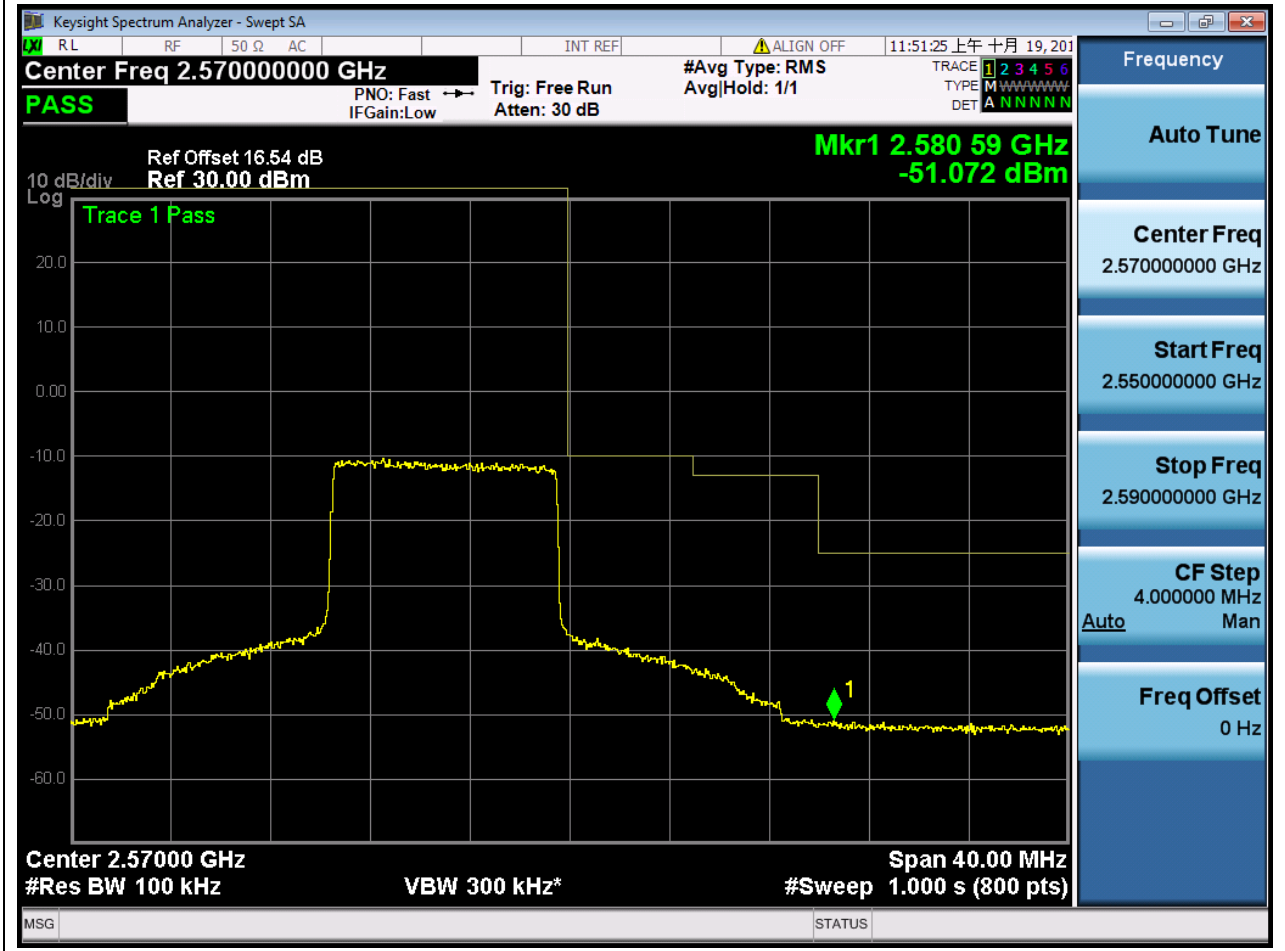
**1.54. LTE Band Edge(NTNV)(Subtest:54, Channel:21400, Bandwidth:10, Modulation:Q16, RB Number: 25, RB Position:HIGH)**

| Center Frequency (MHz) | Span (MHz) | RBW (MHz) | Detector | Frequency (MHz) | Power (dBm) | Verdict | Sweep Point |
|------------------------|------------|-----------|----------|-----------------|-------------|---------|-------------|
| 2570                   | 40         | 0.1       | RMS      | 2589.049        | -51.45      | Pass    | 800         |



**1.55. LTE Band Edge(NTNV)(Subtest:55, Channel:21400, Bandwidth:10, Modulation:QPSK, RB Number: 50, RB Position:LOW)**

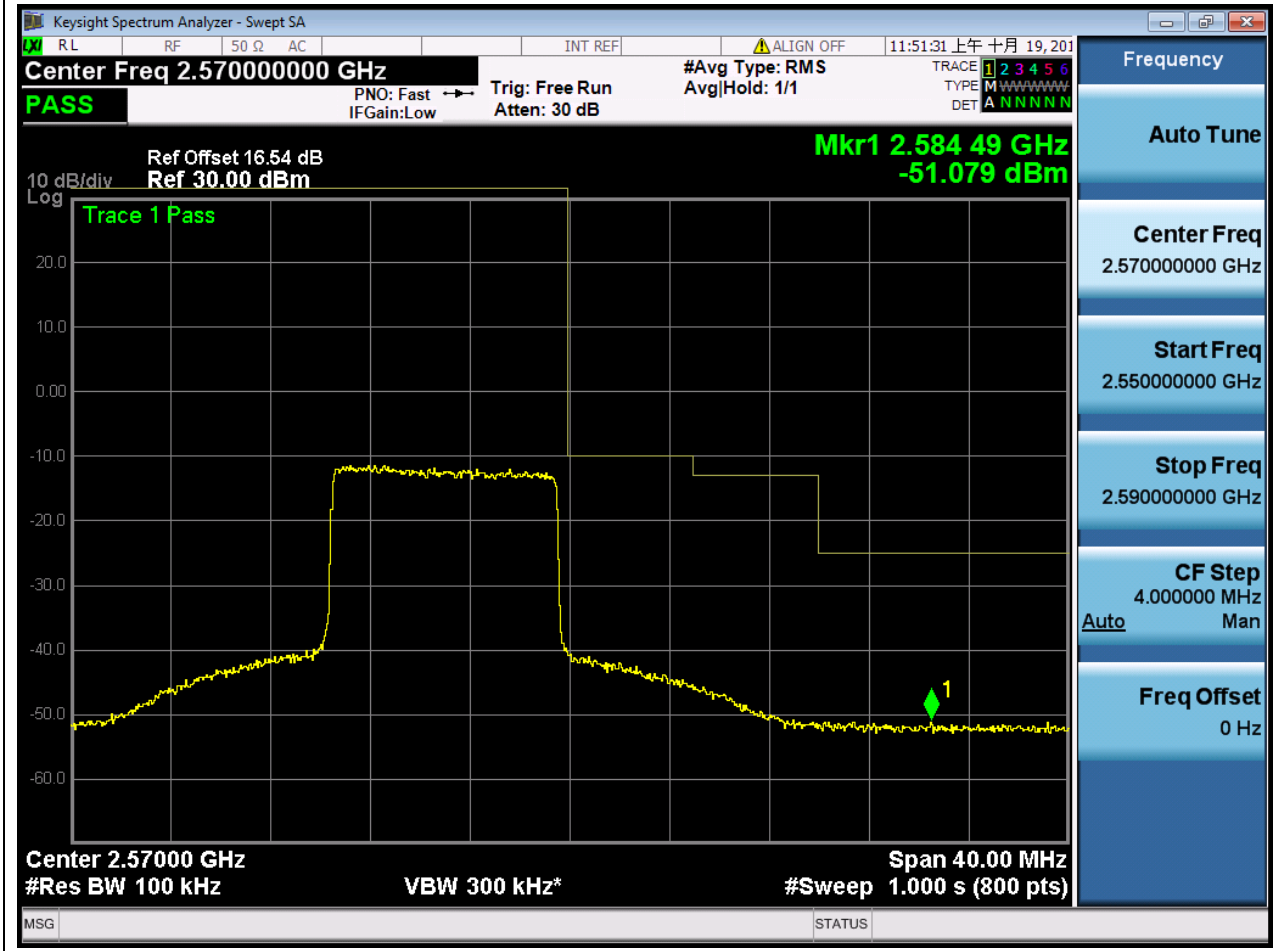
| Center Frequency (MHz) | Span (MHz) | RBW (MHz) | Detector | Frequency (MHz) | Power (dBm) | Verdict | Sweep Point |
|------------------------|------------|-----------|----------|-----------------|-------------|---------|-------------|
| 2570                   | 40         | 0.1       | RMS      | 2580.588        | -51.07      | Pass    | 800         |





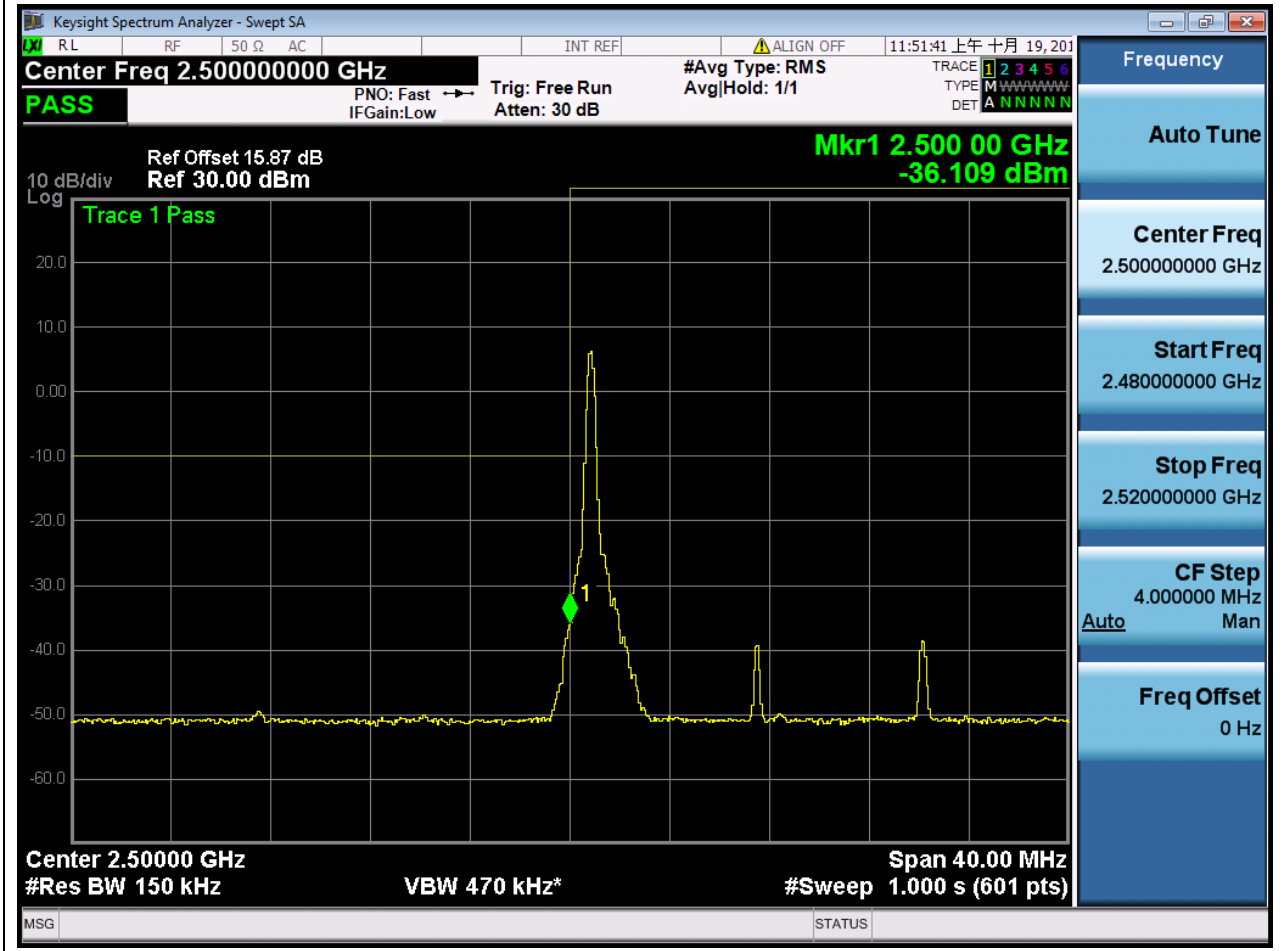
**1.56. LTE Band Edge(NTNV)(Subtest:56, Channel:21400, Bandwidth:10, Modulation:Q16, RB Number: 50, RB Position:LOW)**

| Center Frequency (MHz) | Span (MHz) | RBW (MHz) | Detector | Frequency (MHz) | Power (dBm) | Verdict | Sweep Point |
|------------------------|------------|-----------|----------|-----------------|-------------|---------|-------------|
| 2570                   | 40         | 0.1       | RMS      | 2584.493        | -51.08      | Pass    | 800         |



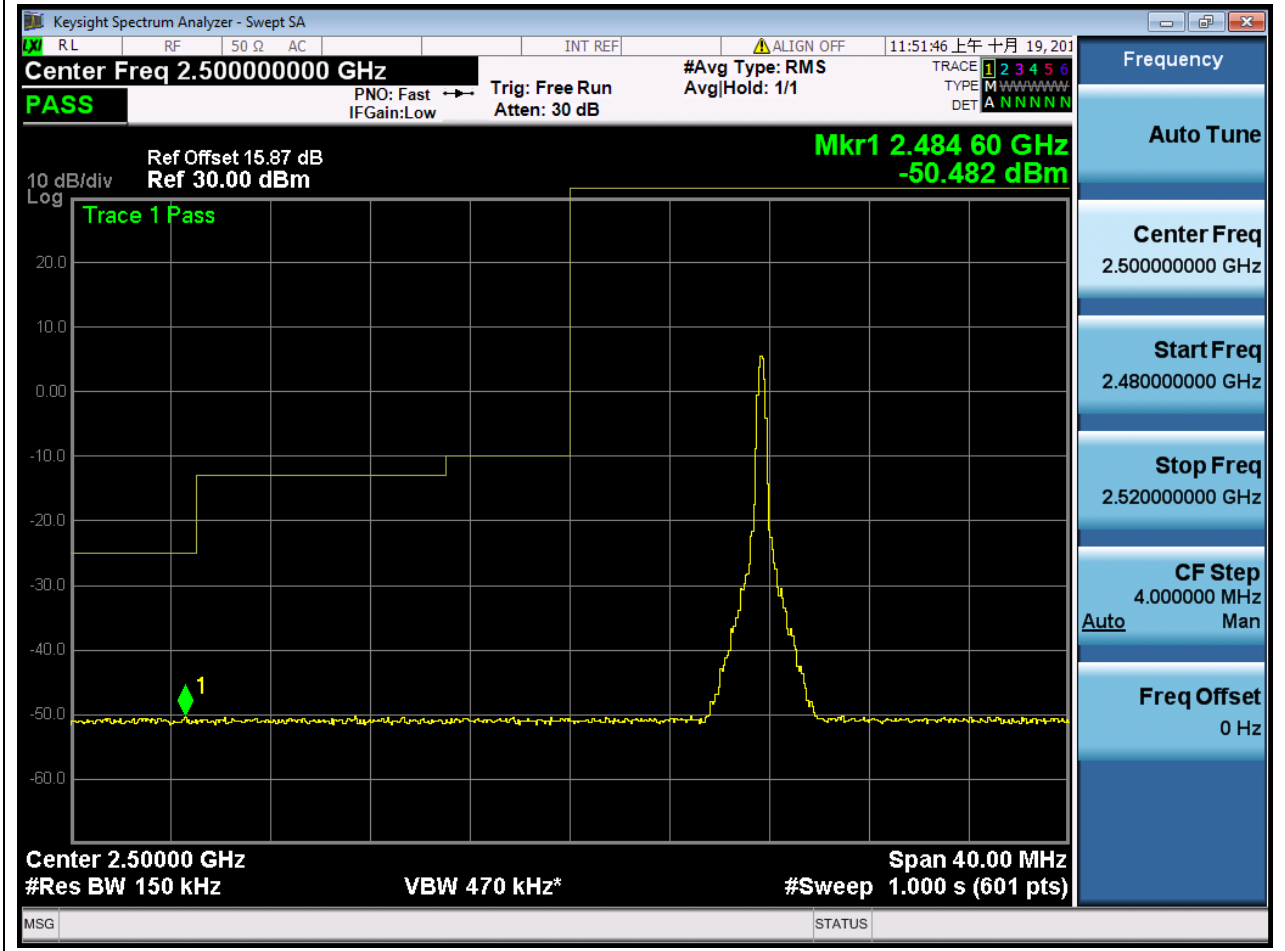
**1.57. LTE Band Edge(NTNV)(Subtest:57, Channel:20825, Bandwidth:15, Modulation:QPSK, RB Number: 1, RB Position:LOW)**

| Center Frequency (MHz) | Span (MHz) | RBW (MHz) | Detector | Frequency (MHz) | Power (dBm) | Verdict | Sweep Point |
|------------------------|------------|-----------|----------|-----------------|-------------|---------|-------------|
| 2500                   | 40         | 0.15      | RMS      | 2500            | -36.11      | Pass    | 601         |



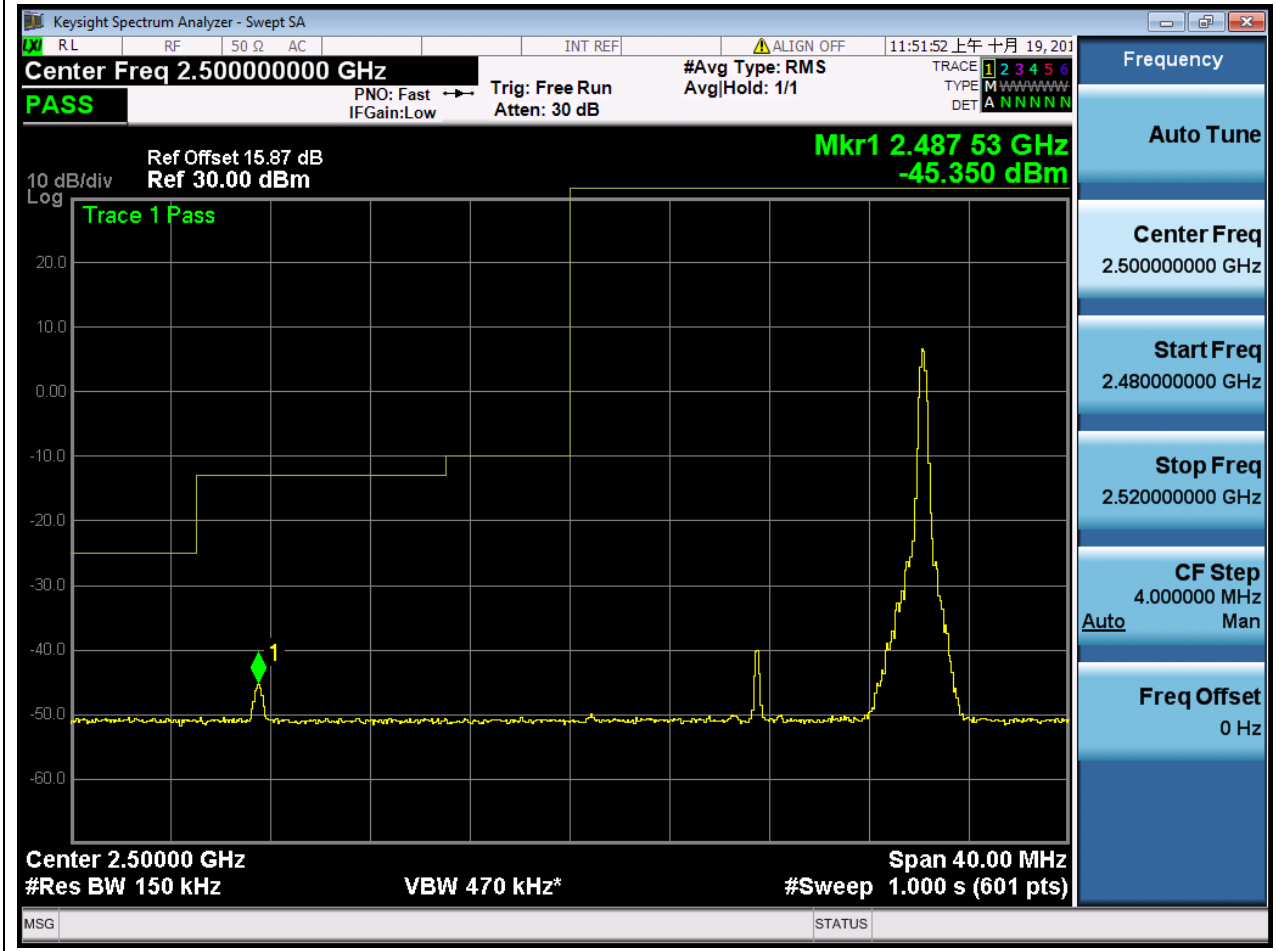
**1.58. LTE Band Edge(NTNV)(Subtest:58, Channel:20825, Bandwidth:15, Modulation:QPSK, RB Number: 1, RB Position:MID)**

| Center Frequency (MHz) | Span (MHz) | RBW (MHz) | Detector | Frequency (MHz) | Power (dBm) | Verdict | Sweep Point |
|------------------------|------------|-----------|----------|-----------------|-------------|---------|-------------|
| 2500                   | 40         | 0.15      | RMS      | 2484.6          | -50.48      | Pass    | 601         |



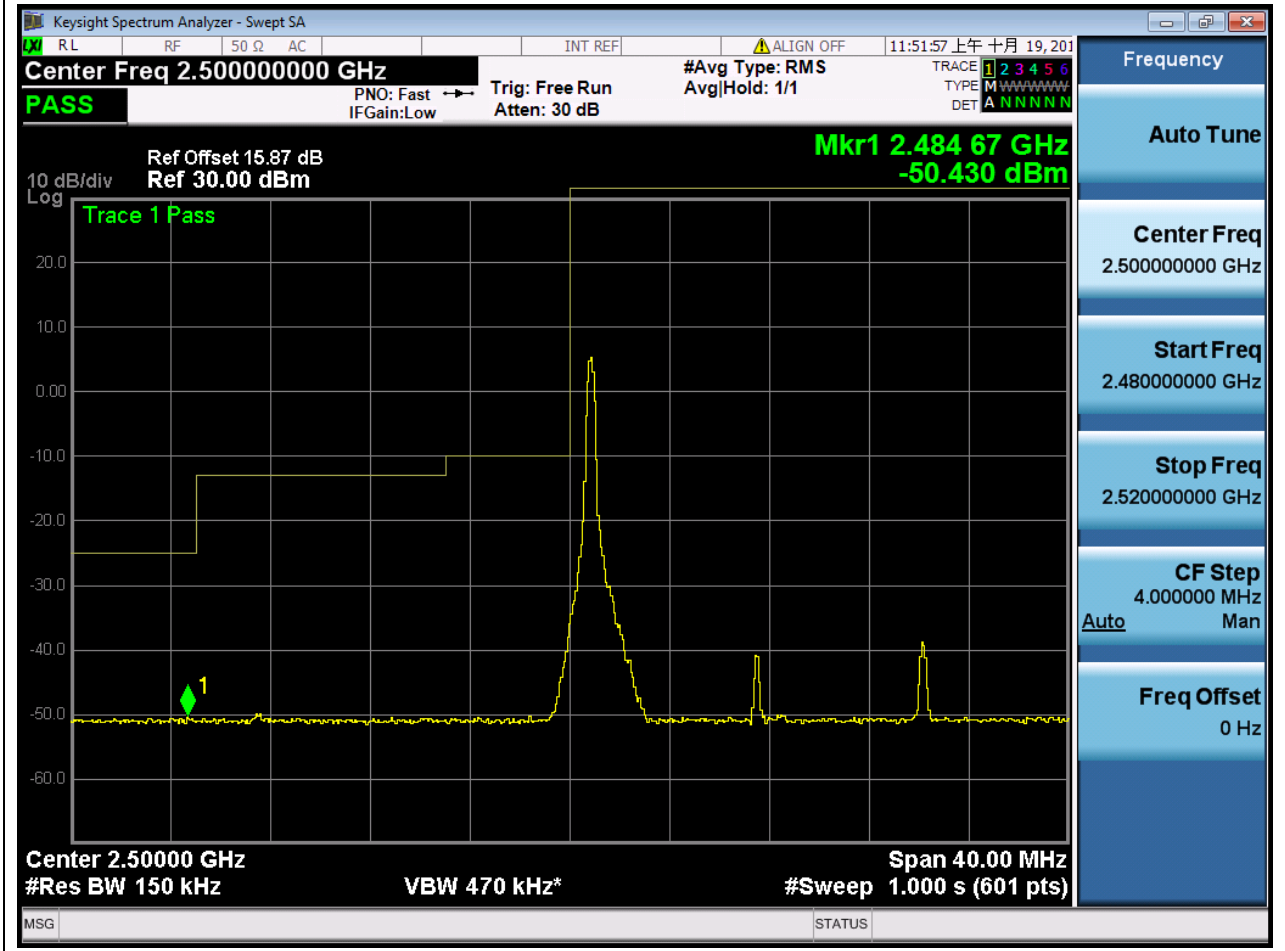
**1.59. LTE Band Edge(NTNV)(Subtest:59, Channel:20825, Bandwidth:15, Modulation:QPSK, RB Number: 1, RB Position:HIGH)**

| Center Frequency (MHz) | Span (MHz) | RBW (MHz) | Detector | Frequency (MHz) | Power (dBm) | Verdict | Sweep Point |
|------------------------|------------|-----------|----------|-----------------|-------------|---------|-------------|
| 2500                   | 40         | 0.15      | RMS      | 2487.533        | -45.35      | Pass    | 601         |



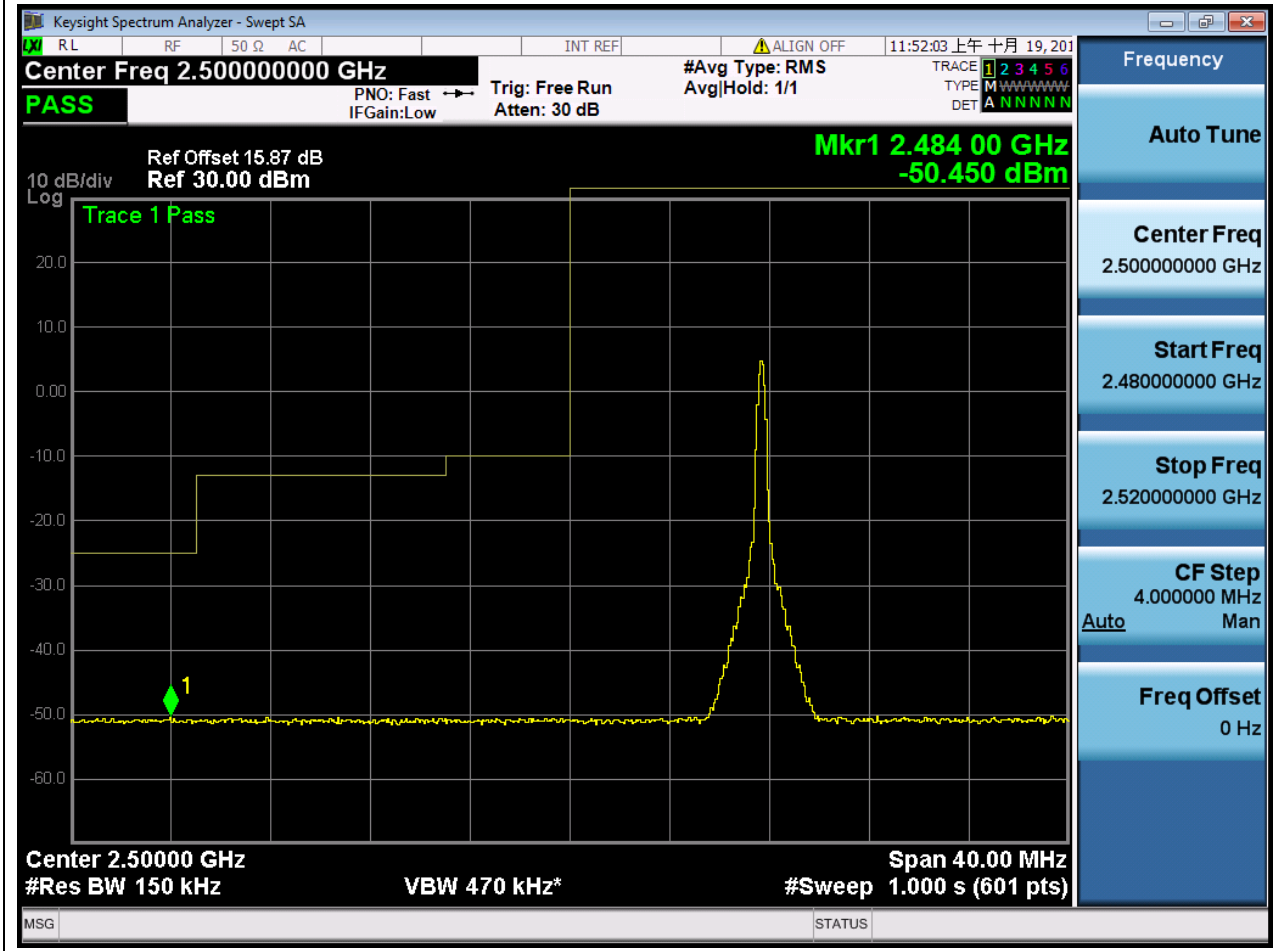
**1.60. LTE Band Edge(NTNV)(Subtest:60, Channel:20825, Bandwidth:15, Modulation:Q16, RB Number: 1, RB Position:LOW)**

| Center Frequency (MHz) | Span (MHz) | RBW (MHz) | Detector | Frequency (MHz) | Power (dBm) | Verdict | Sweep Point |
|------------------------|------------|-----------|----------|-----------------|-------------|---------|-------------|
| 2500                   | 40         | 0.15      | RMS      | 2484.667        | -50.43      | Pass    | 601         |



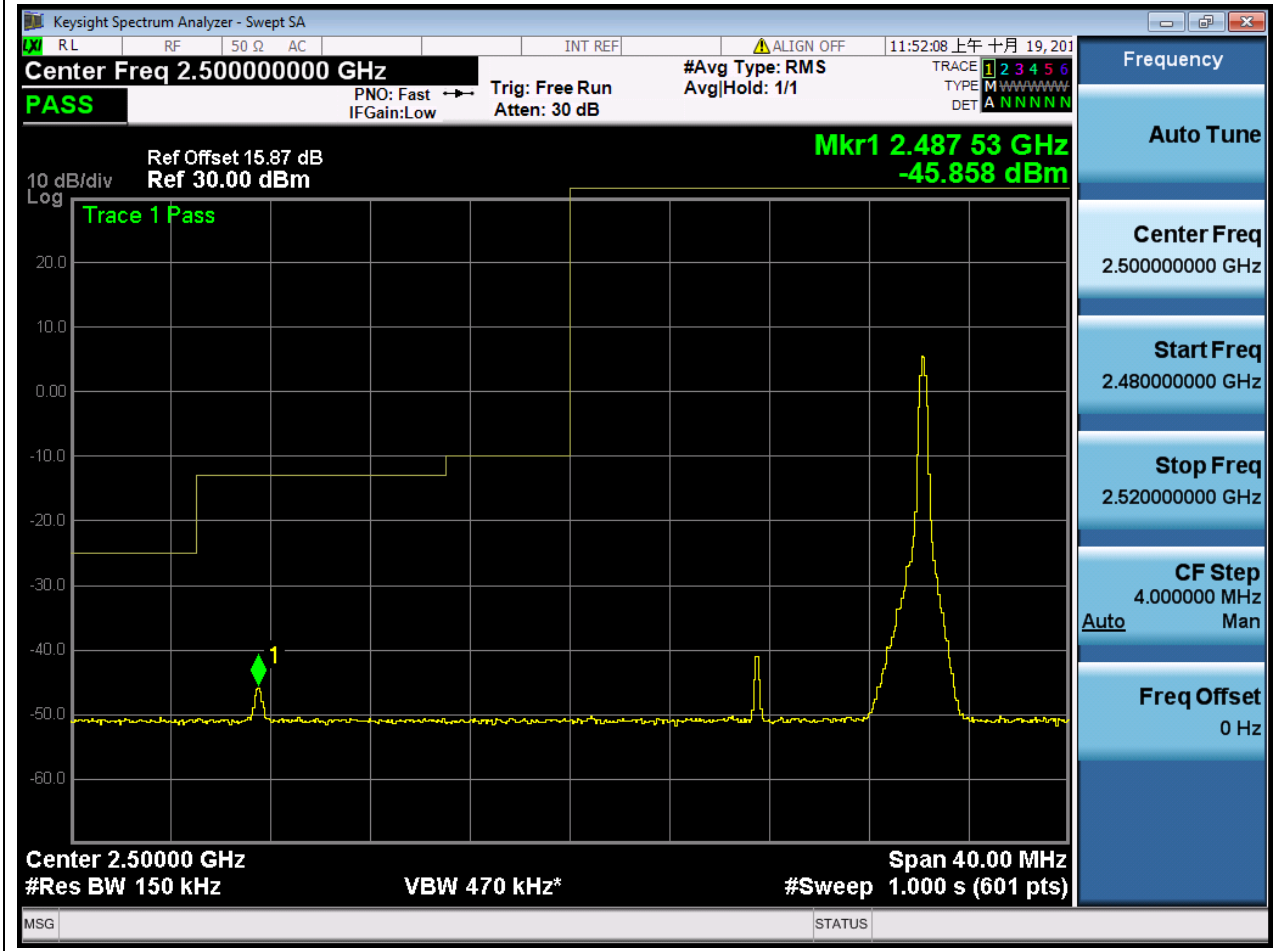
**1.61. LTE Band Edge(NTNV)(Subtest:61, Channel:20825, Bandwidth:15, Modulation:Q16, RB Number: 1, RB Position:MID)**

| Center Frequency (MHz) | Span (MHz) | RBW (MHz) | Detector | Frequency (MHz) | Power (dBm) | Verdict | Sweep Point |
|------------------------|------------|-----------|----------|-----------------|-------------|---------|-------------|
| 2500                   | 40         | 0.15      | RMS      | 2484            | -50.45      | Pass    | 601         |



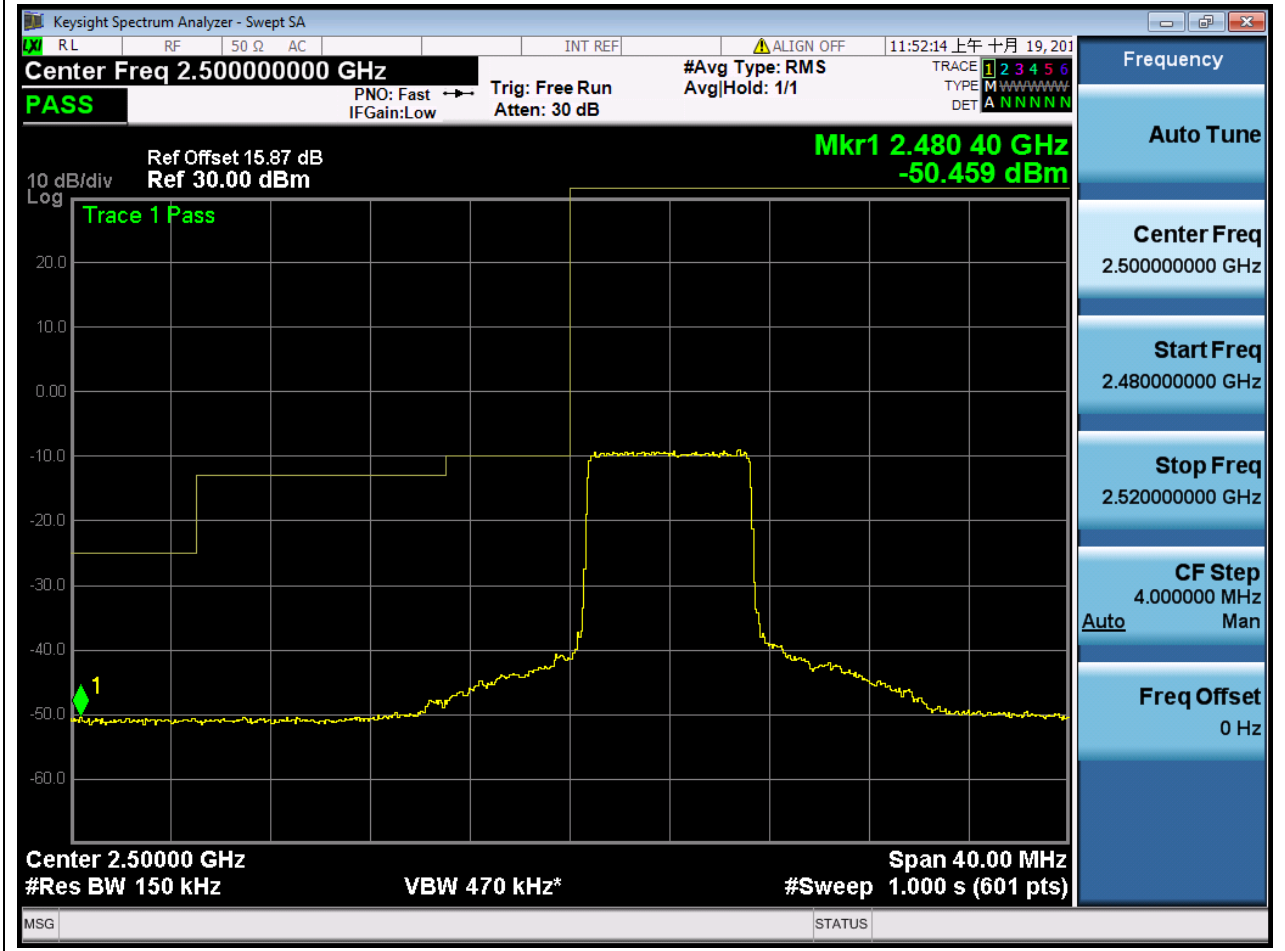
**1.62. LTE Band Edge(NTNV)(Subtest:62, Channel:20825, Bandwidth:15, Modulation:Q16, RB Number: 1, RB Position:HIGH)**

| Center Frequency (MHz) | Span (MHz) | RBW (MHz) | Detector | Frequency (MHz) | Power (dBm) | Verdict | Sweep Point |
|------------------------|------------|-----------|----------|-----------------|-------------|---------|-------------|
| 2500                   | 40         | 0.15      | RMS      | 2487.533        | -45.86      | Pass    | 601         |



**1.63. LTE Band Edge(NTNV)(Subtest:63, Channel:20825, Bandwidth:15, Modulation:QPSK, RB Number: 36, RB Position:LOW)**

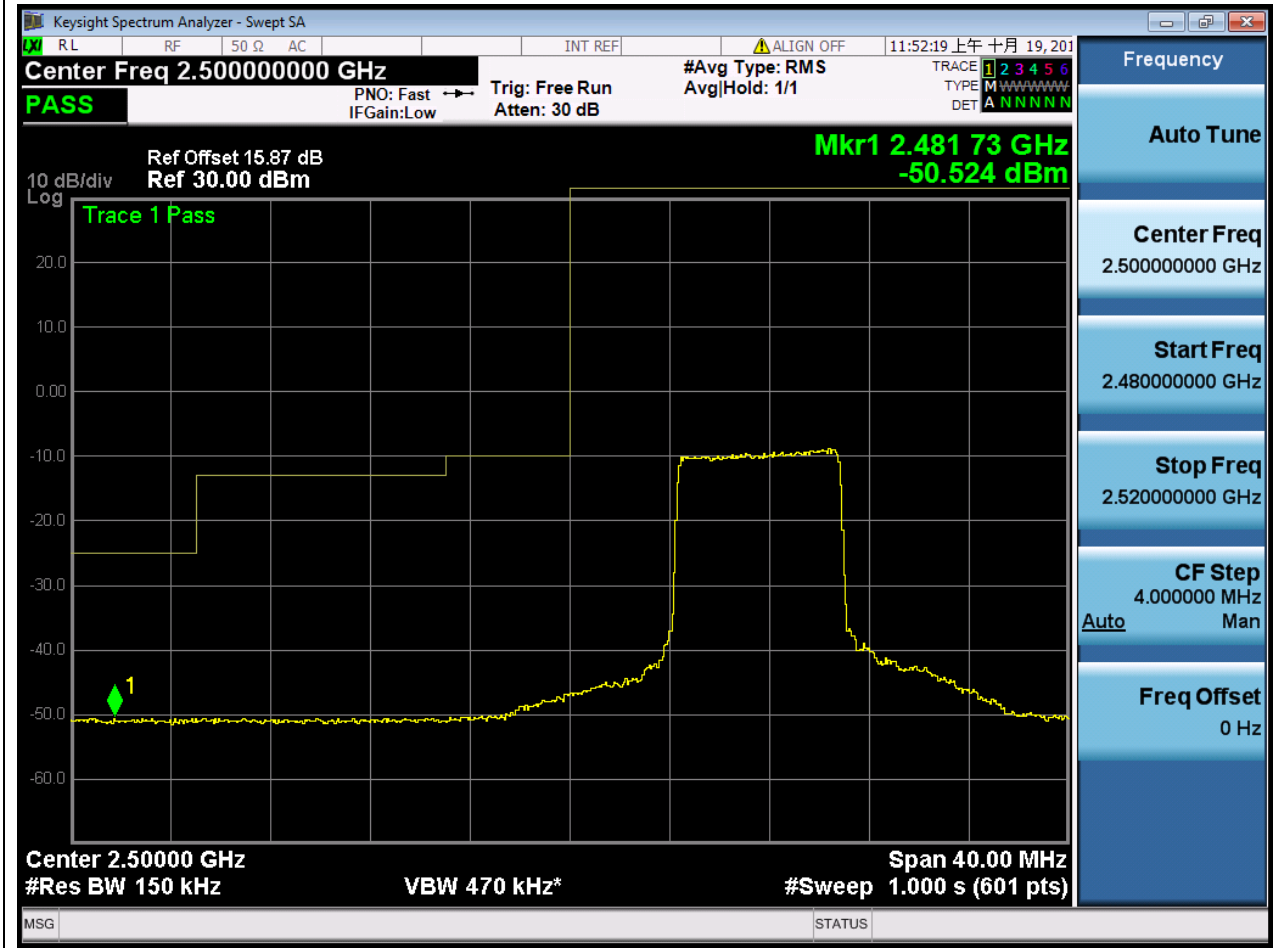
| Center Frequency (MHz) | Span (MHz) | RBW (MHz) | Detector | Frequency (MHz) | Power (dBm) | Verdict | Sweep Point |
|------------------------|------------|-----------|----------|-----------------|-------------|---------|-------------|
| 2500                   | 40         | 0.15      | RMS      | 2480.4          | -50.46      | Pass    | 601         |





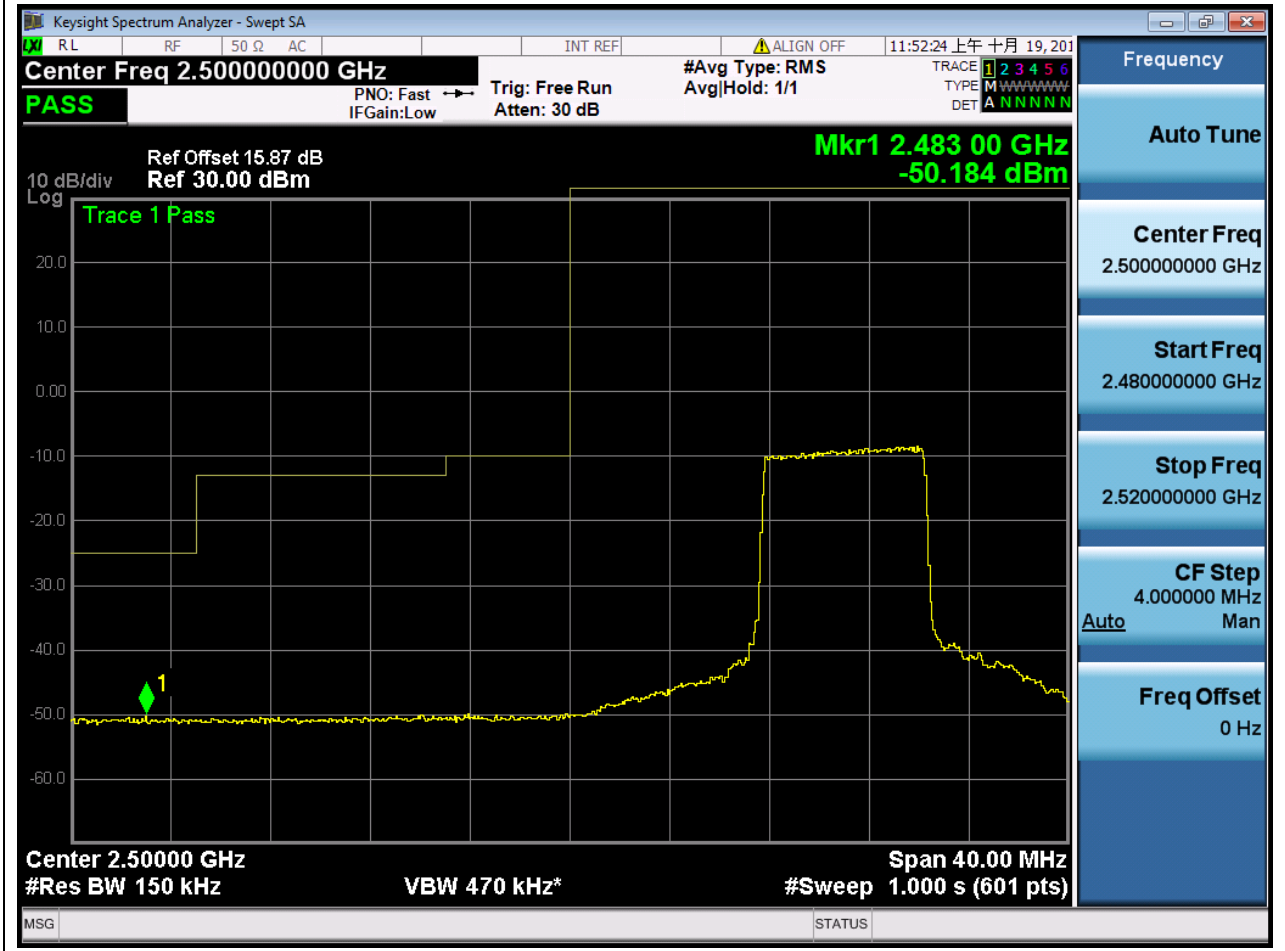
**1.64. LTE Band Edge(NTNV)(Subtest:64, Channel:20825, Bandwidth:15, Modulation:QPSK, RB Number: 36, RB Position:MID)**

| Center Frequency (MHz) | Span (MHz) | RBW (MHz) | Detector | Frequency (MHz) | Power (dBm) | Verdict | Sweep Point |
|------------------------|------------|-----------|----------|-----------------|-------------|---------|-------------|
| 2500                   | 40         | 0.15      | RMS      | 2481.733        | -50.52      | Pass    | 601         |



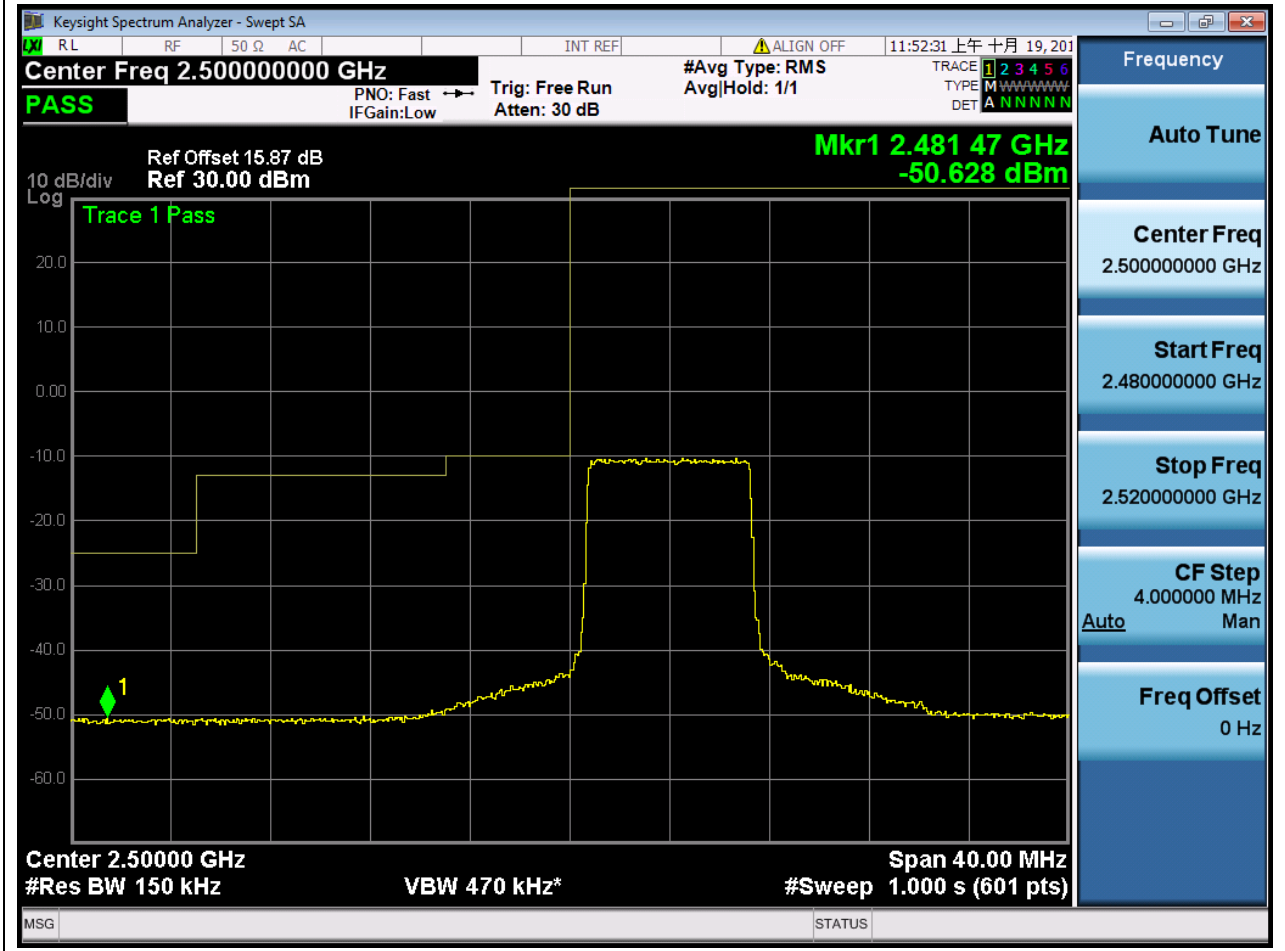
**1.65. LTE Band Edge(NTNV)(Subtest:65, Channel:20825, Bandwidth:15, Modulation:QPSK, RB Number: 36, RB Position:HIGH)**

| Center Frequency (MHz) | Span (MHz) | RBW (MHz) | Detector | Frequency (MHz) | Power (dBm) | Verdict | Sweep Point |
|------------------------|------------|-----------|----------|-----------------|-------------|---------|-------------|
| 2500                   | 40         | 0.15      | RMS      | 2483            | -50.18      | Pass    | 601         |



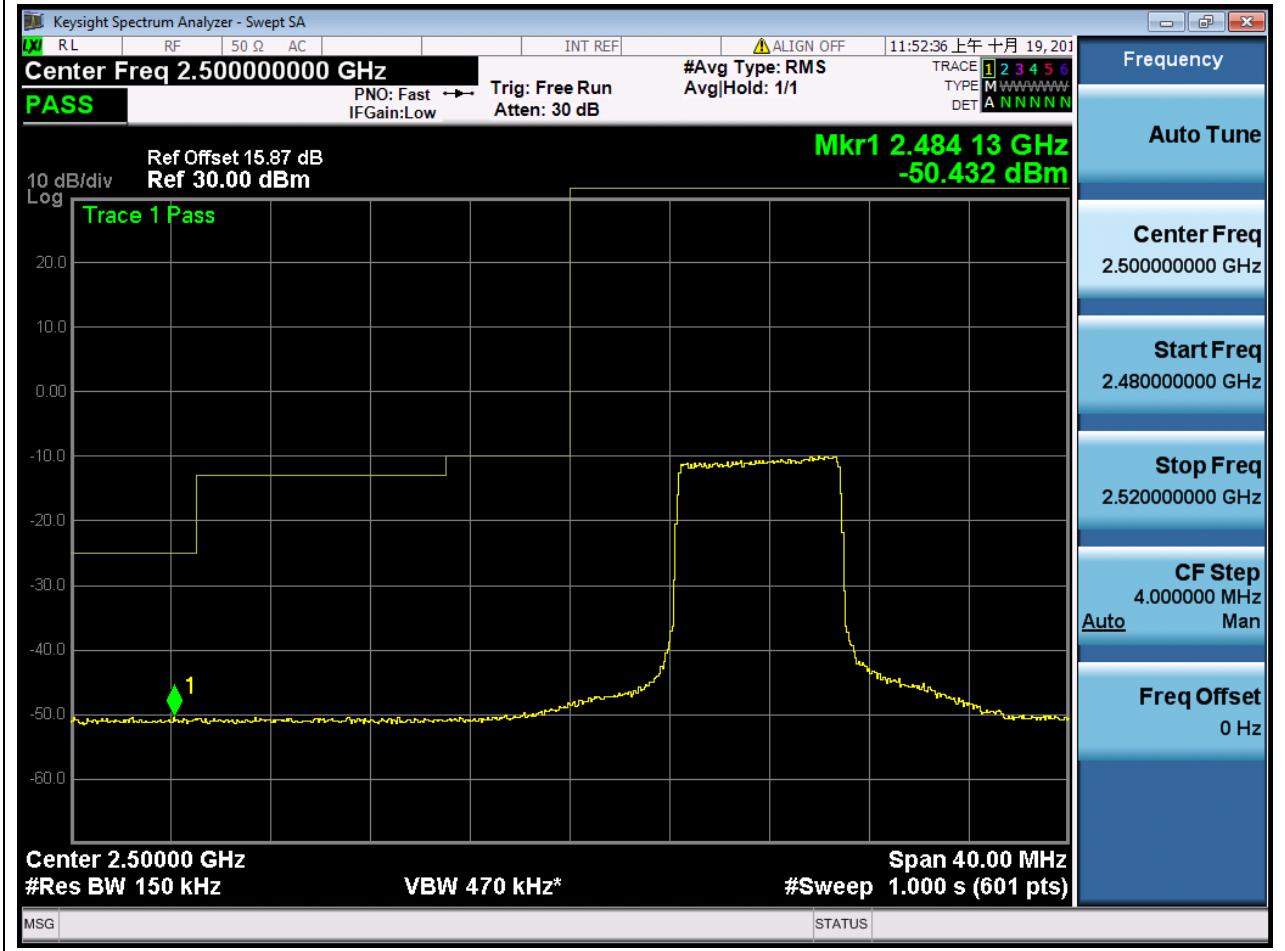
**1.66. LTE Band Edge(NTNV)(Subtest:66, Channel:20825, Bandwidth:15, Modulation:Q16, RB Number: 36, RB Position:LOW)**

| Center Frequency (MHz) | Span (MHz) | RBW (MHz) | Detector | Frequency (MHz) | Power (dBm) | Verdict | Sweep Point |
|------------------------|------------|-----------|----------|-----------------|-------------|---------|-------------|
| 2500                   | 40         | 0.15      | RMS      | 2481.467        | -50.63      | Pass    | 601         |



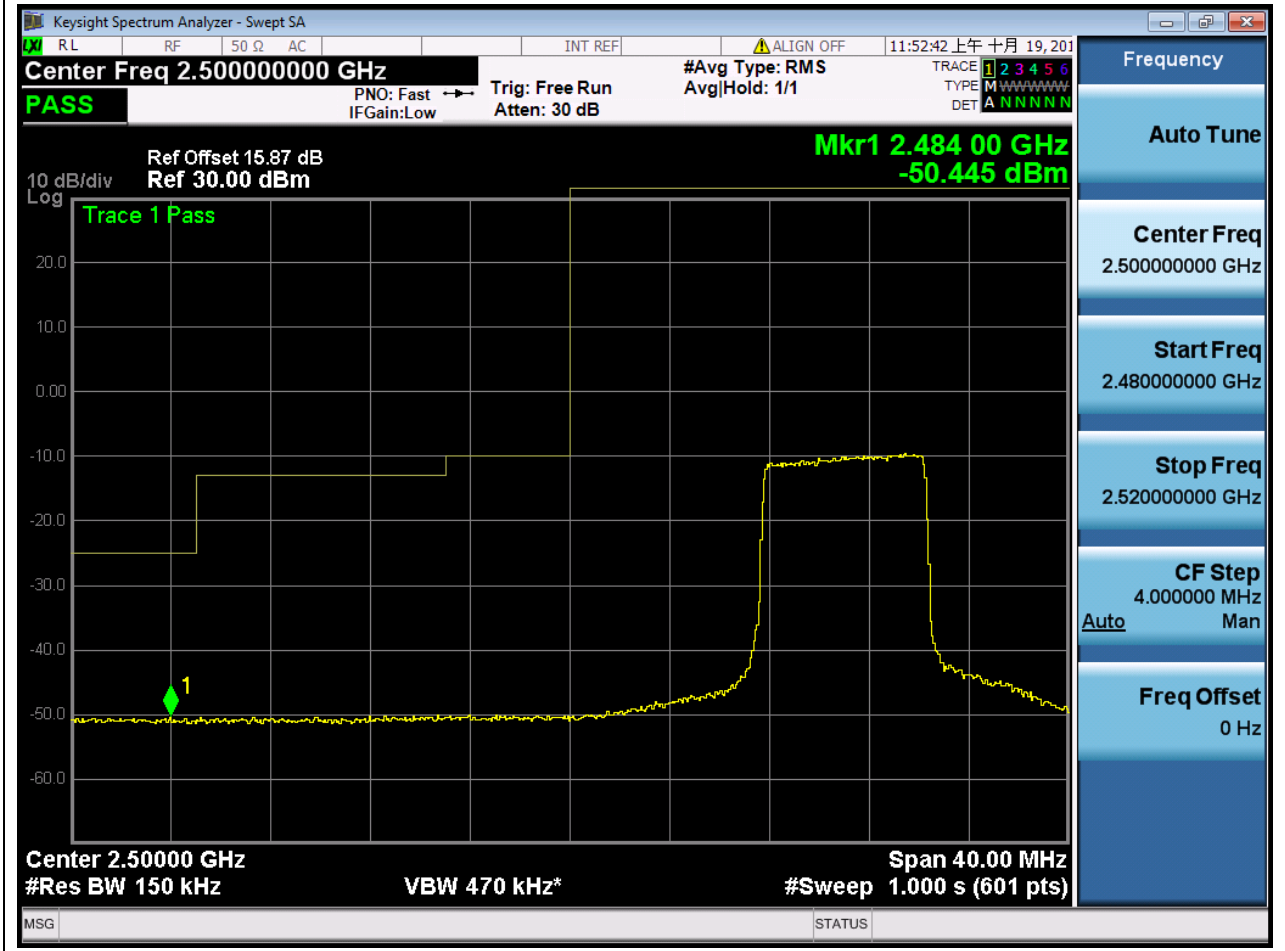
**1.67. LTE Band Edge(NTNV)(Subtest:67, Channel:20825, Bandwidth:15, Modulation:Q16, RB Number: 36, RB Position:MID)**

| Center Frequency (MHz) | Span (MHz) | RBW (MHz) | Detector | Frequency (MHz) | Power (dBm) | Verdict | Sweep Point |
|------------------------|------------|-----------|----------|-----------------|-------------|---------|-------------|
| 2500                   | 40         | 0.15      | RMS      | 2484.133        | -50.43      | Pass    | 601         |



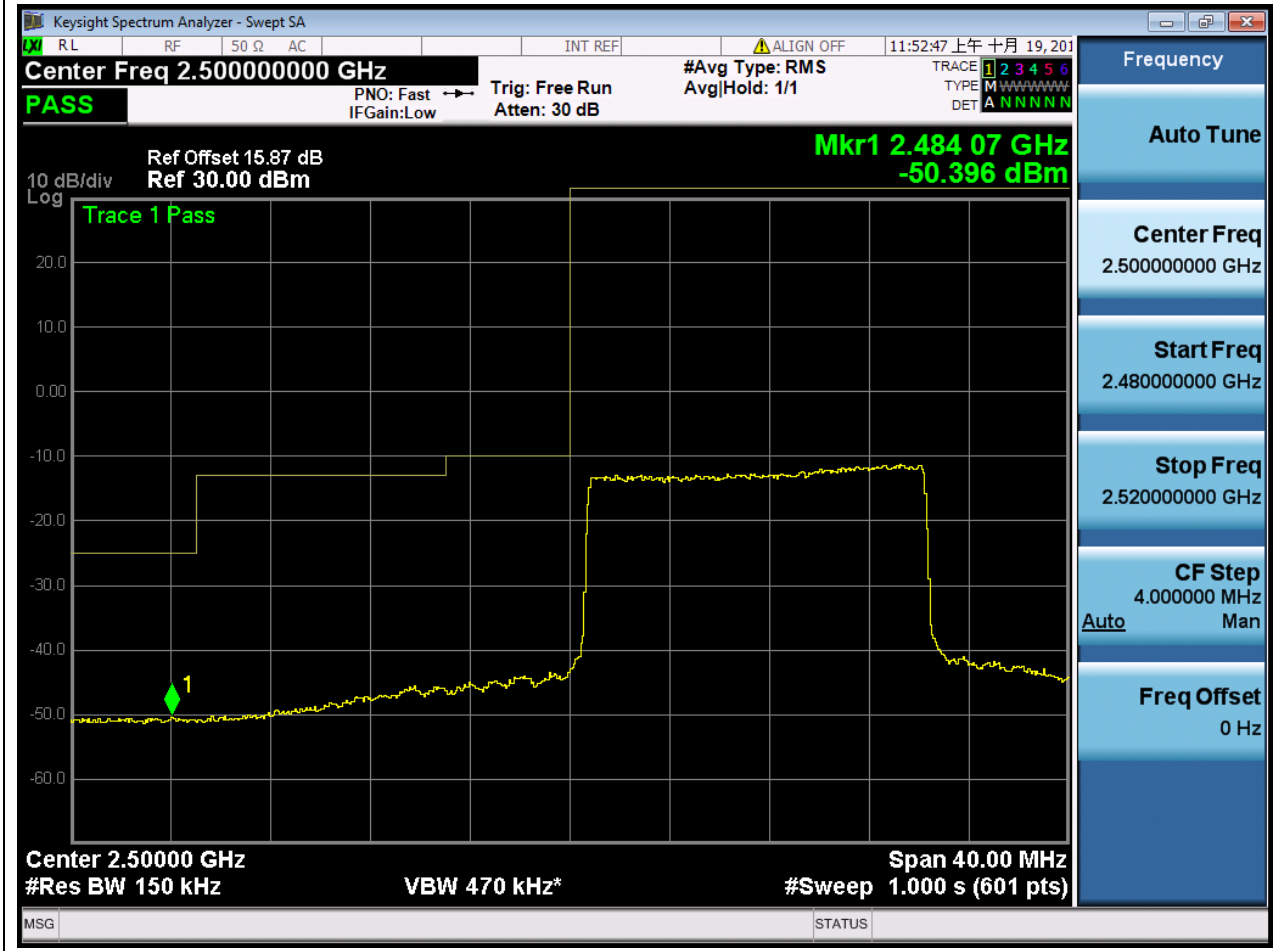
**1.68. LTE Band Edge(NTNV)(Subtest:68, Channel:20825, Bandwidth:15, Modulation:Q16, RB Number: 36, RB Position:HIGH)**

| Center Frequency (MHz) | Span (MHz) | RBW (MHz) | Detector | Frequency (MHz) | Power (dBm) | Verdict | Sweep Point |
|------------------------|------------|-----------|----------|-----------------|-------------|---------|-------------|
| 2500                   | 40         | 0.15      | RMS      | 2484            | -50.44      | Pass    | 601         |



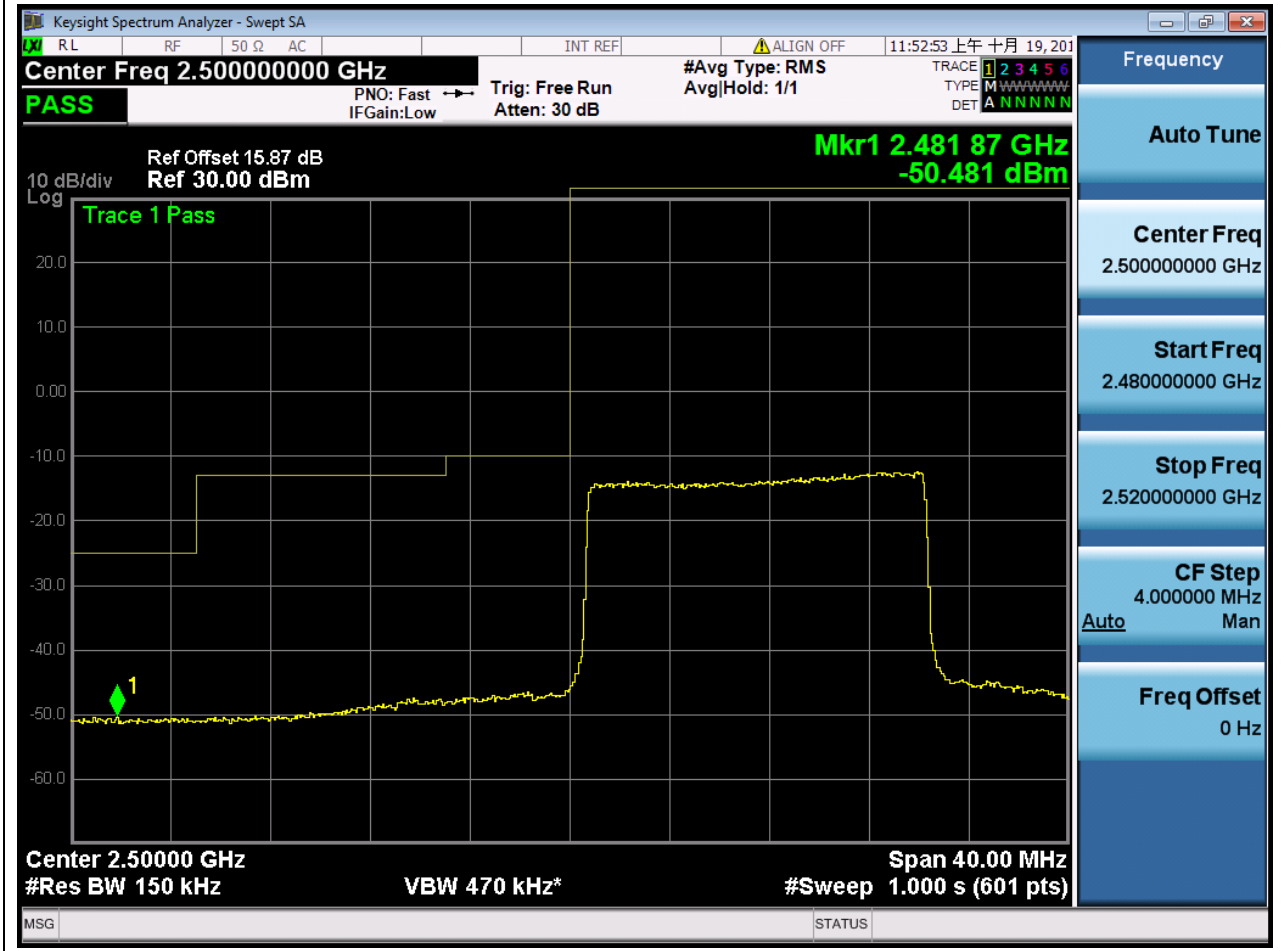
**1.69. LTE Band Edge(NTNV)(Subtest:69, Channel:20825, Bandwidth:15, Modulation:QPSK, RB Number: 75, RB Position:LOW)**

| Center Frequency (MHz) | Span (MHz) | RBW (MHz) | Detector | Frequency (MHz) | Power (dBm) | Verdict | Sweep Point |
|------------------------|------------|-----------|----------|-----------------|-------------|---------|-------------|
| 2500                   | 40         | 0.15      | RMS      | 2484.067        | -50.4       | Pass    | 601         |



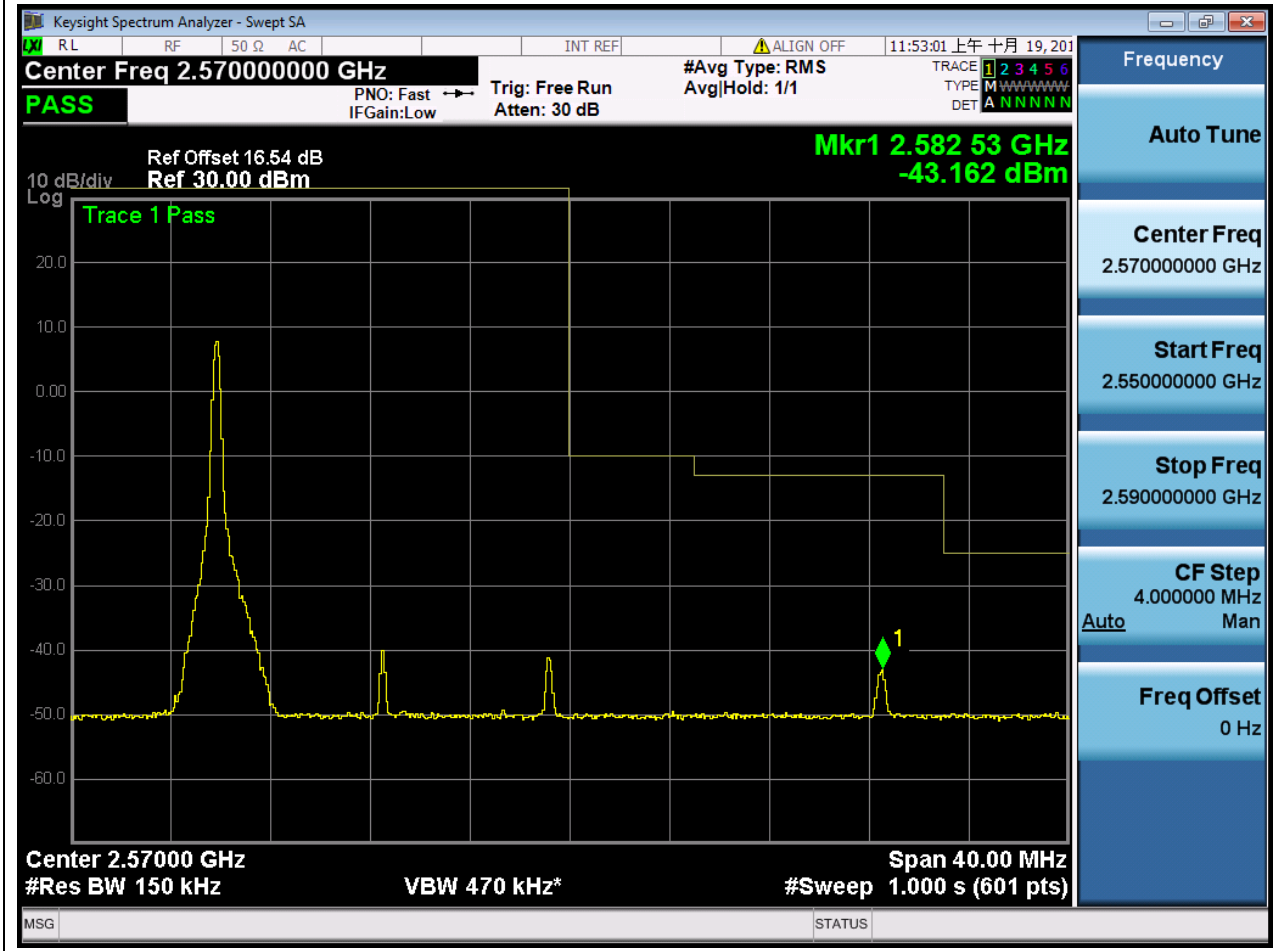
**1.70. LTE Band Edge(NTNV)(Subtest:70, Channel:20825, Bandwidth:15, Modulation:Q16, RB Number: 75, RB Position:LOW)**

| Center Frequency (MHz) | Span (MHz) | RBW (MHz) | Detector | Frequency (MHz) | Power (dBm) | Verdict | Sweep Point |
|------------------------|------------|-----------|----------|-----------------|-------------|---------|-------------|
| 2500                   | 40         | 0.15      | RMS      | 2481.867        | -50.48      | Pass    | 601         |



**1.71. LTE Band Edge(NTNV)(Subtest:71, Channel:21375, Bandwidth:15, Modulation:QPSK, RB Number: 1, RB Position:LOW)**

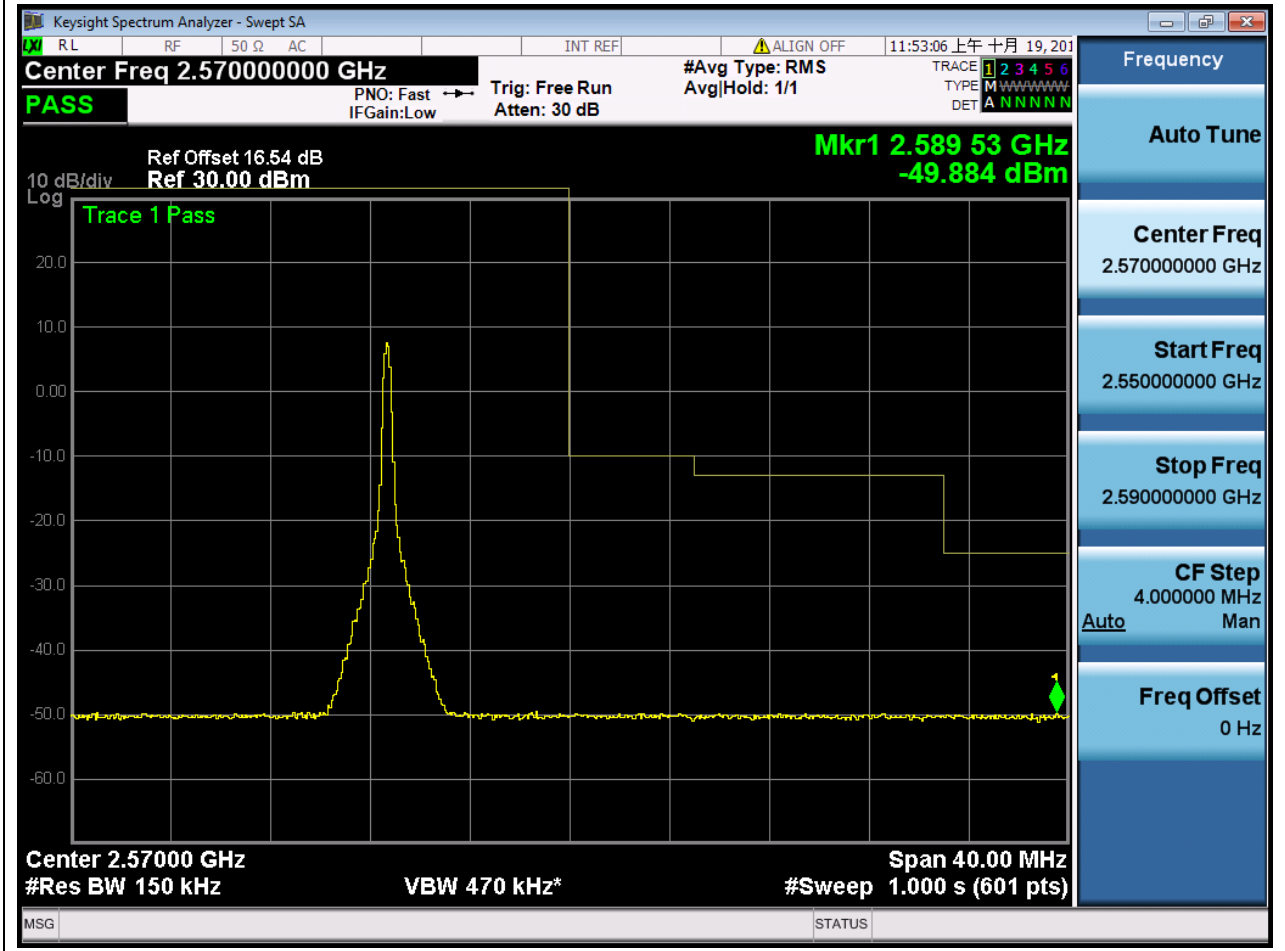
| Center Frequency (MHz) | Span (MHz) | RBW (MHz) | Detector | Frequency (MHz) | Power (dBm) | Verdict | Sweep Point |
|------------------------|------------|-----------|----------|-----------------|-------------|---------|-------------|
| 2570                   | 40         | 0.15      | RMS      | 2582.533        | -43.16      | Pass    | 601         |





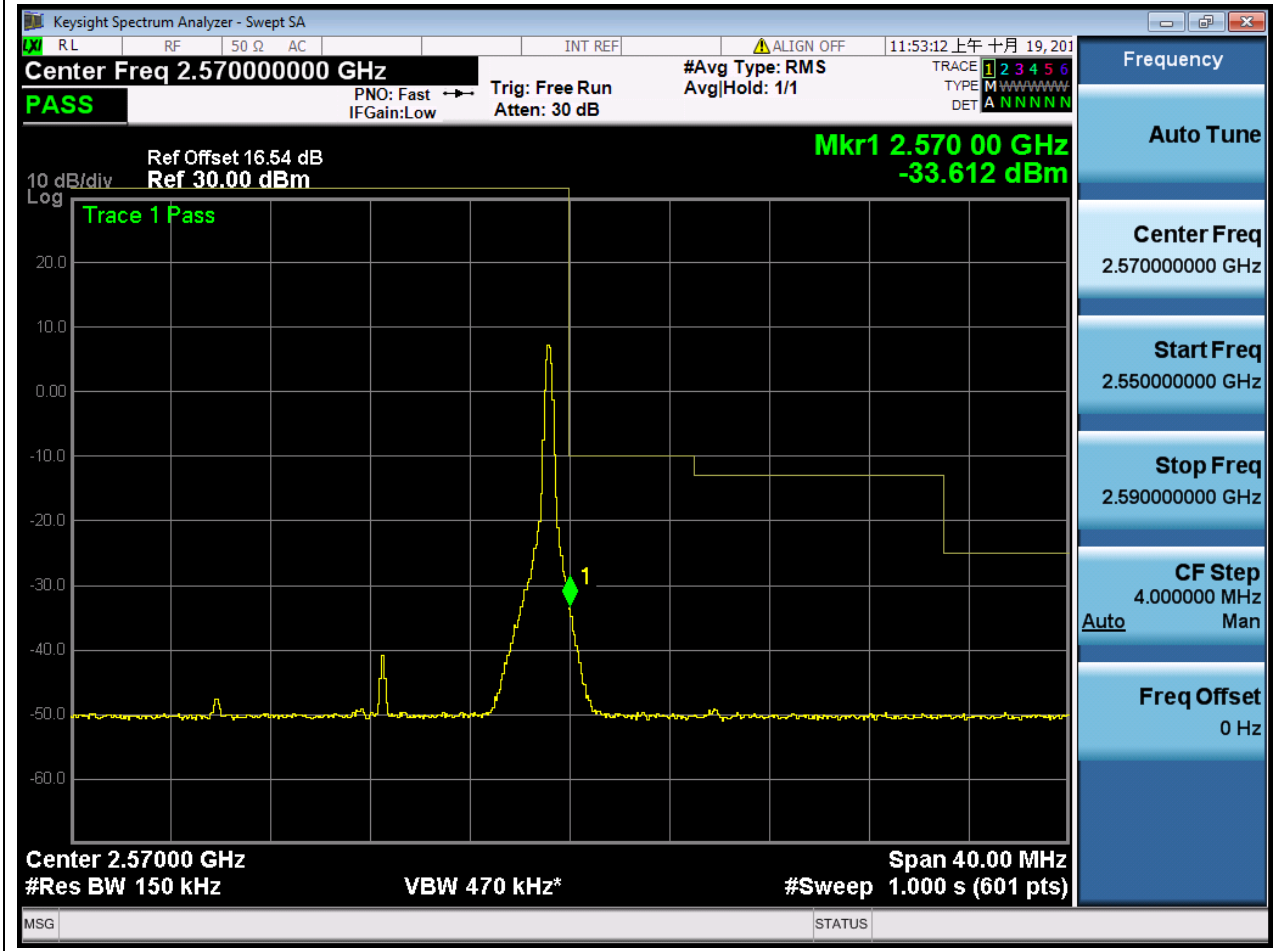
**1.72. LTE Band Edge(NTNV)(Subtest:72, Channel:21375, Bandwidth:15, Modulation:QPSK, RB Number: 1, RB Position:MID)**

| Center Frequency (MHz) | Span (MHz) | RBW (MHz) | Detector | Frequency (MHz) | Power (dBm) | Verdict | Sweep Point |
|------------------------|------------|-----------|----------|-----------------|-------------|---------|-------------|
| 2570                   | 40         | 0.15      | RMS      | 2589.533        | -49.88      | Pass    | 601         |



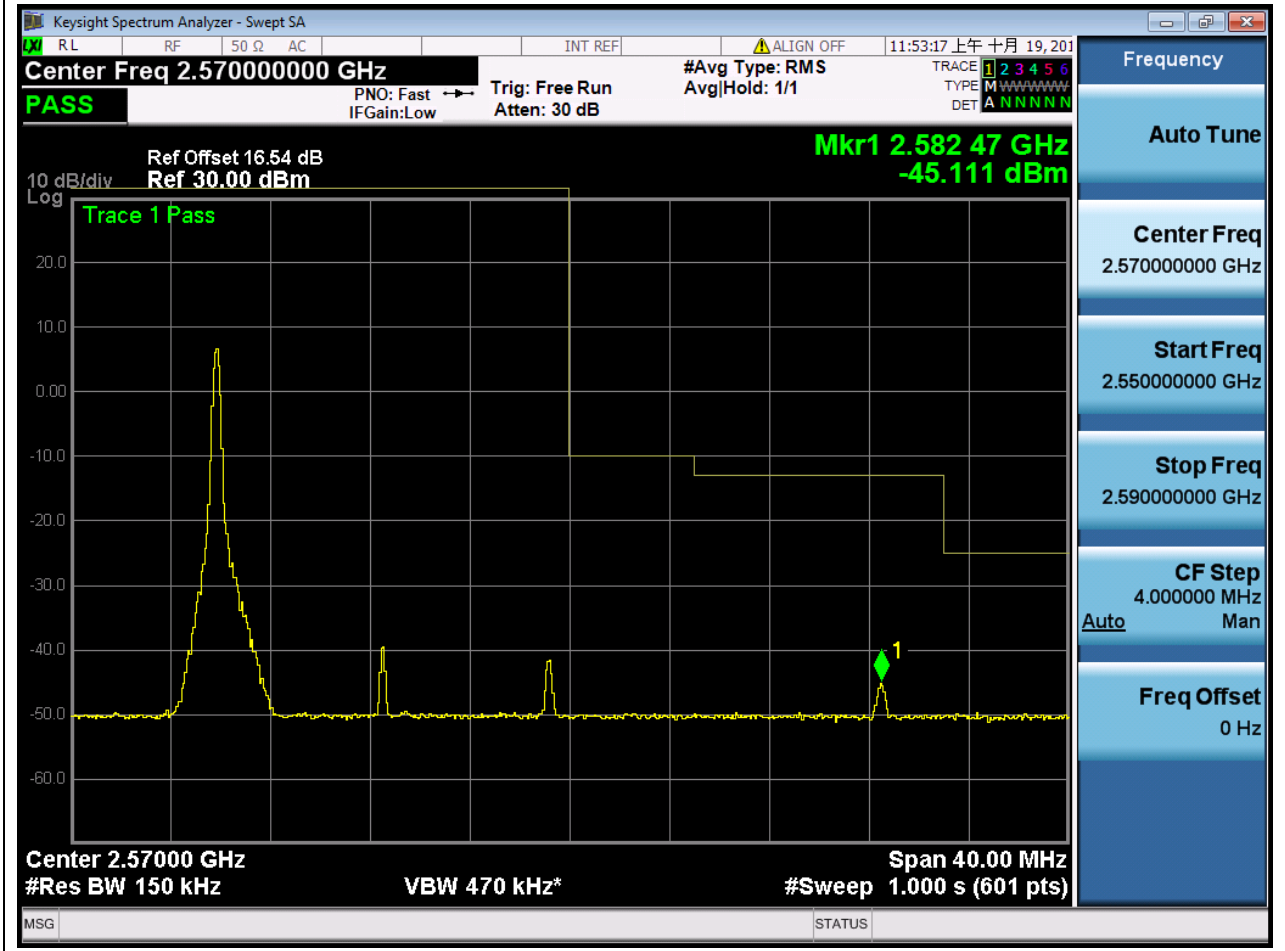
**1.73. LTE Band Edge(NTNV)(Subtest:73, Channel:21375, Bandwidth:15, Modulation:QPSK, RB Number: 1, RB Position:HIGH)**

| Center Frequency (MHz) | Span (MHz) | RBW (MHz) | Detector | Frequency (MHz) | Power (dBm) | Verdict | Sweep Point |
|------------------------|------------|-----------|----------|-----------------|-------------|---------|-------------|
| 2570                   | 40         | 0.15      | RMS      | 2570            | -33.61      | Pass    | 601         |



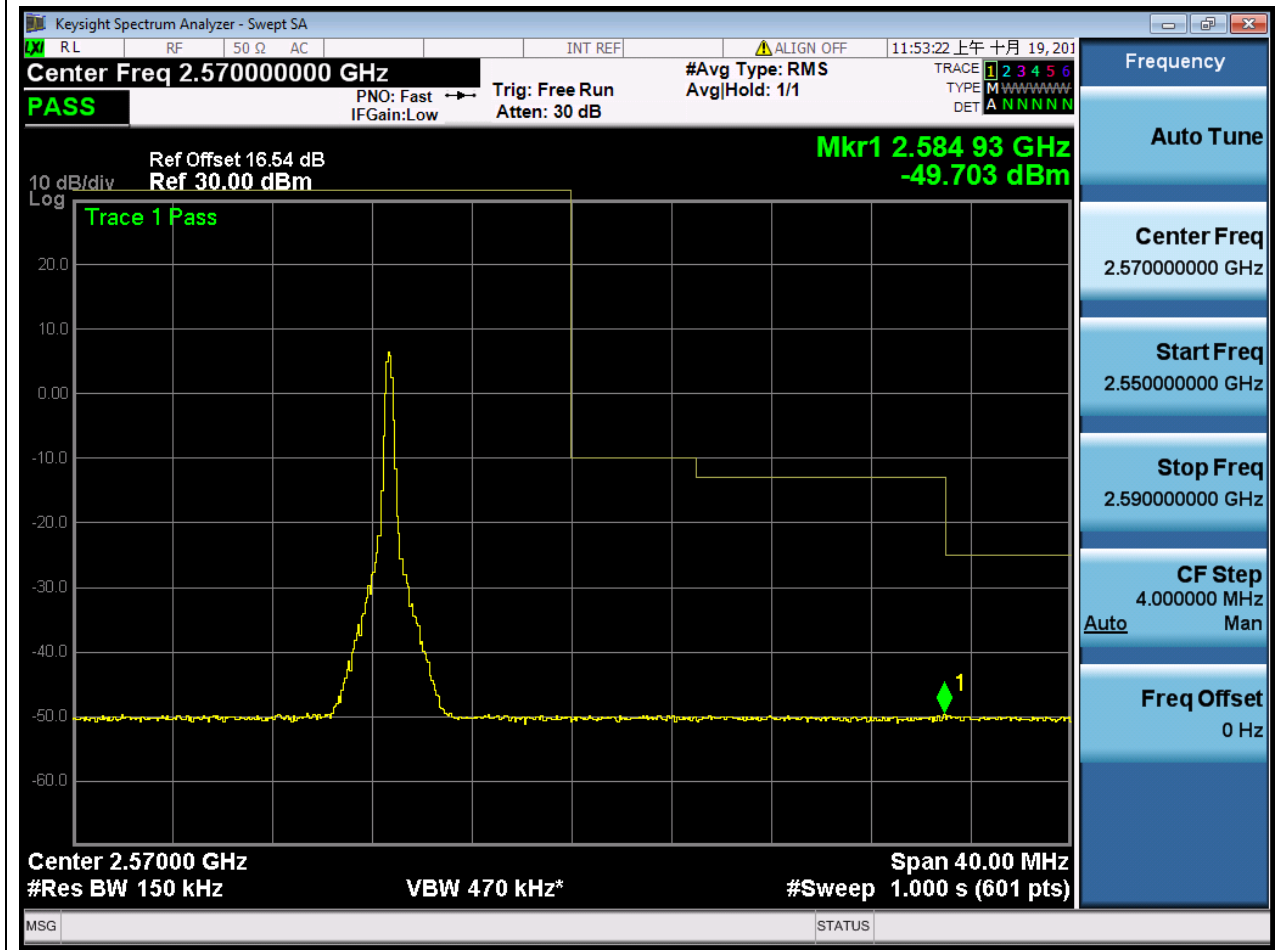
**1.74. LTE Band Edge(NTNV)(Subtest:74, Channel:21375, Bandwidth:15, Modulation:Q16, RB Number: 1, RB Position:LOW)**

| Center Frequency (MHz) | Span (MHz) | RBW (MHz) | Detector | Frequency (MHz) | Power (dBm) | Verdict | Sweep Point |
|------------------------|------------|-----------|----------|-----------------|-------------|---------|-------------|
| 2570                   | 40         | 0.15      | RMS      | 2582.467        | -45.11      | Pass    | 601         |



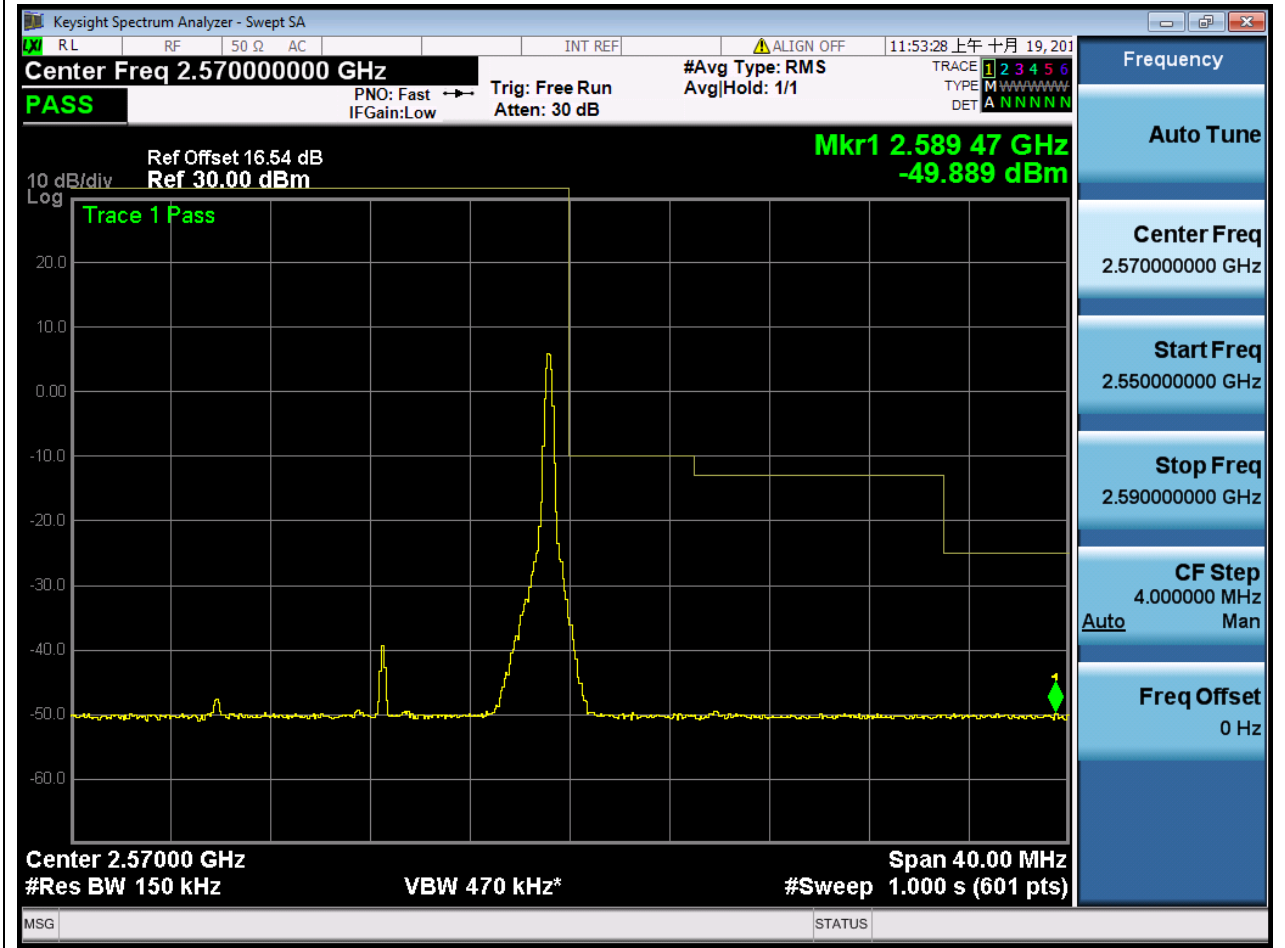
**1.75. LTE Band Edge(NTNV)(Subtest:75, Channel:21375, Bandwidth:15, Modulation:Q16, RB Number: 1, RB Position:MID)**

| Center Frequency (MHz) | Span (MHz) | RBW (MHz) | Detector | Frequency (MHz) | Power (dBm) | Verdict | Sweep Point |
|------------------------|------------|-----------|----------|-----------------|-------------|---------|-------------|
| 2570                   | 40         | 0.15      | RMS      | 2584.933        | -49.7       | Pass    | 601         |



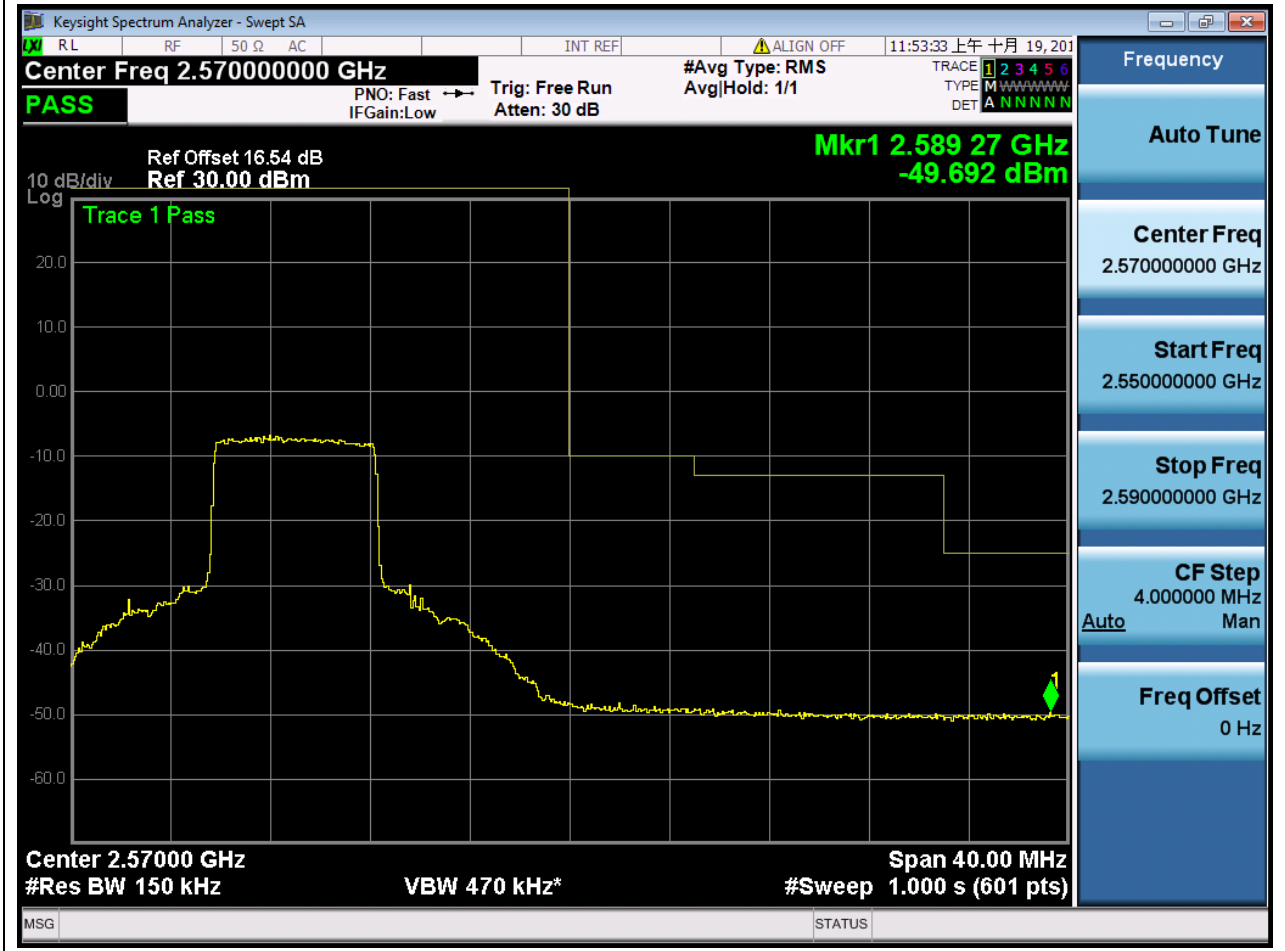
**1.76. LTE Band Edge(NTNV)(Subtest:76, Channel:21375, Bandwidth:15, Modulation:Q16, RB Number: 1, RB Position:HIGH)**

| Center Frequency (MHz) | Span (MHz) | RBW (MHz) | Detector | Frequency (MHz) | Power (dBm) | Verdict | Sweep Point |
|------------------------|------------|-----------|----------|-----------------|-------------|---------|-------------|
| 2570                   | 40         | 0.15      | RMS      | 2589.467        | -49.89      | Pass    | 601         |



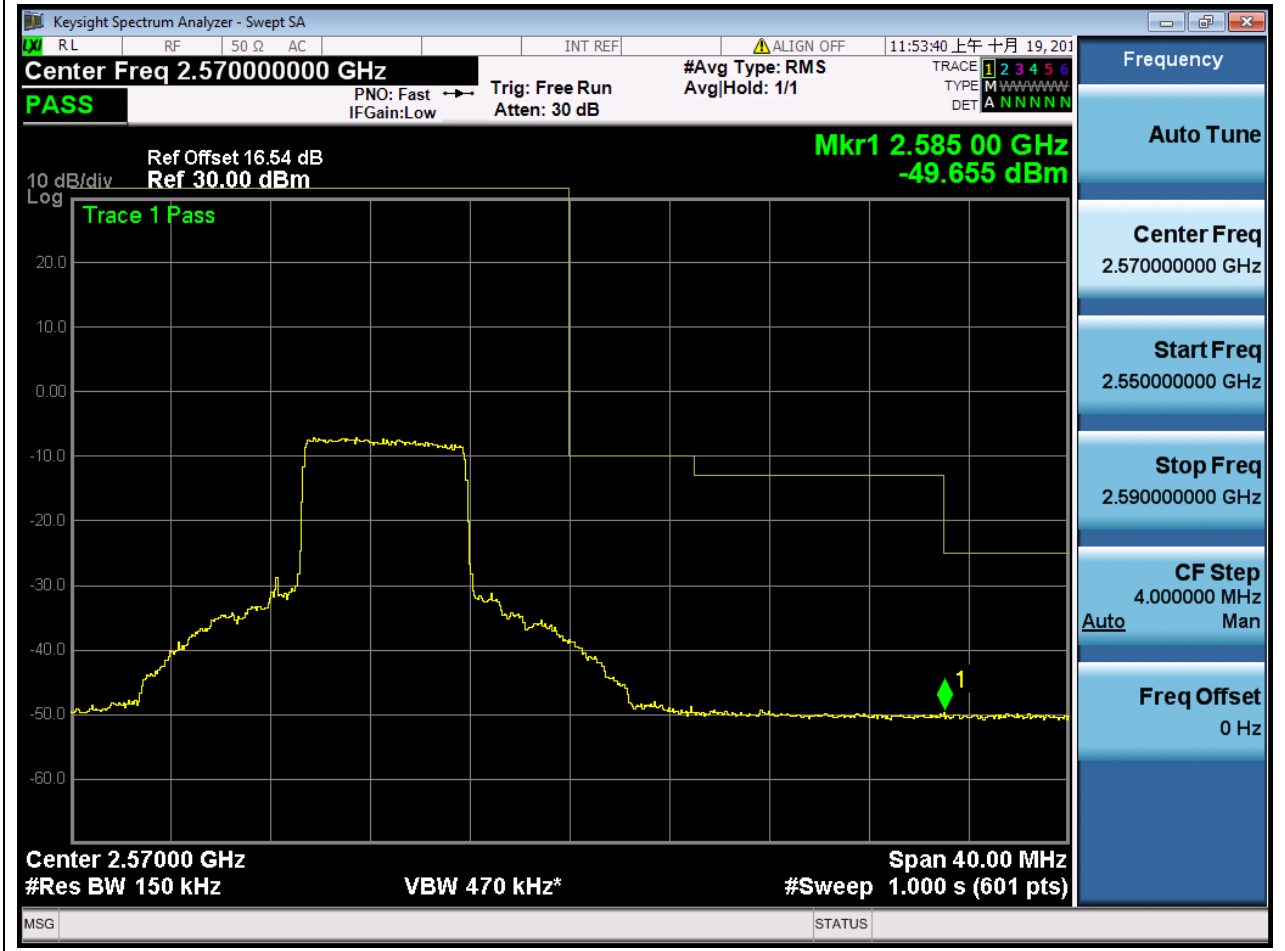
**1.77. LTE Band Edge(NTNV)(Subtest:77, Channel:21375, Bandwidth:15, Modulation:QPSK, RB Number: 36, RB Position:LOW)**

| Center Frequency (MHz) | Span (MHz) | RBW (MHz) | Detector | Frequency (MHz) | Power (dBm) | Verdict | Sweep Point |
|------------------------|------------|-----------|----------|-----------------|-------------|---------|-------------|
| 2570                   | 40         | 0.15      | RMS      | 2589.267        | -49.69      | Pass    | 601         |



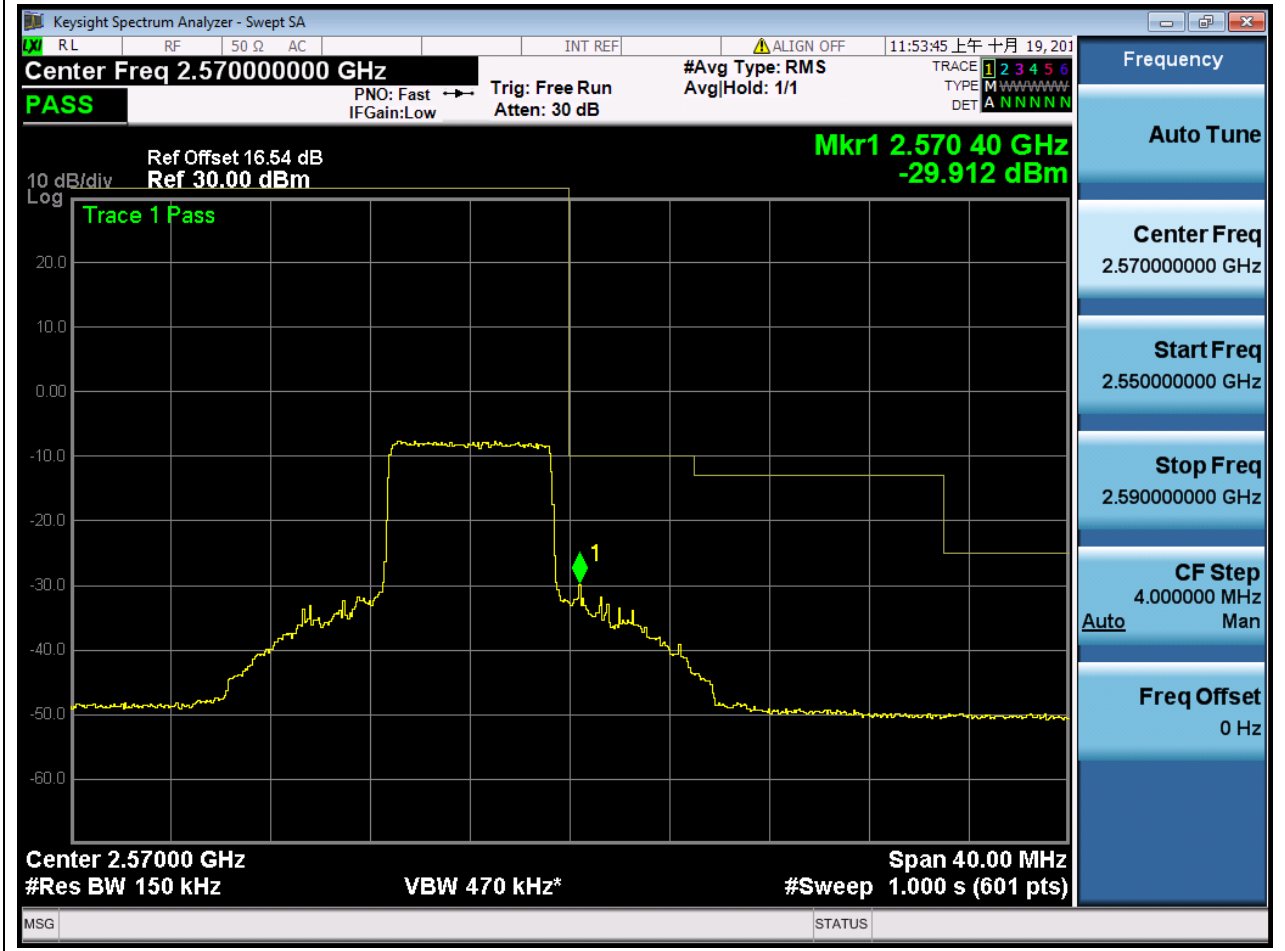
**1.78. LTE Band Edge(NTNV)(Subtest:78, Channel:21375, Bandwidth:15, Modulation:QPSK, RB Number: 36, RB Position:MID)**

| Center Frequency (MHz) | Span (MHz) | RBW (MHz) | Detector | Frequency (MHz) | Power (dBm) | Verdict | Sweep Point |
|------------------------|------------|-----------|----------|-----------------|-------------|---------|-------------|
| 2570                   | 40         | 0.15      | RMS      | 2585            | -49.65      | Pass    | 601         |



**1.79. LTE Band Edge(NTNV)(Subtest:79, Channel:21375, Bandwidth:15, Modulation:QPSK, RB Number: 36, RB Position:HIGH)**

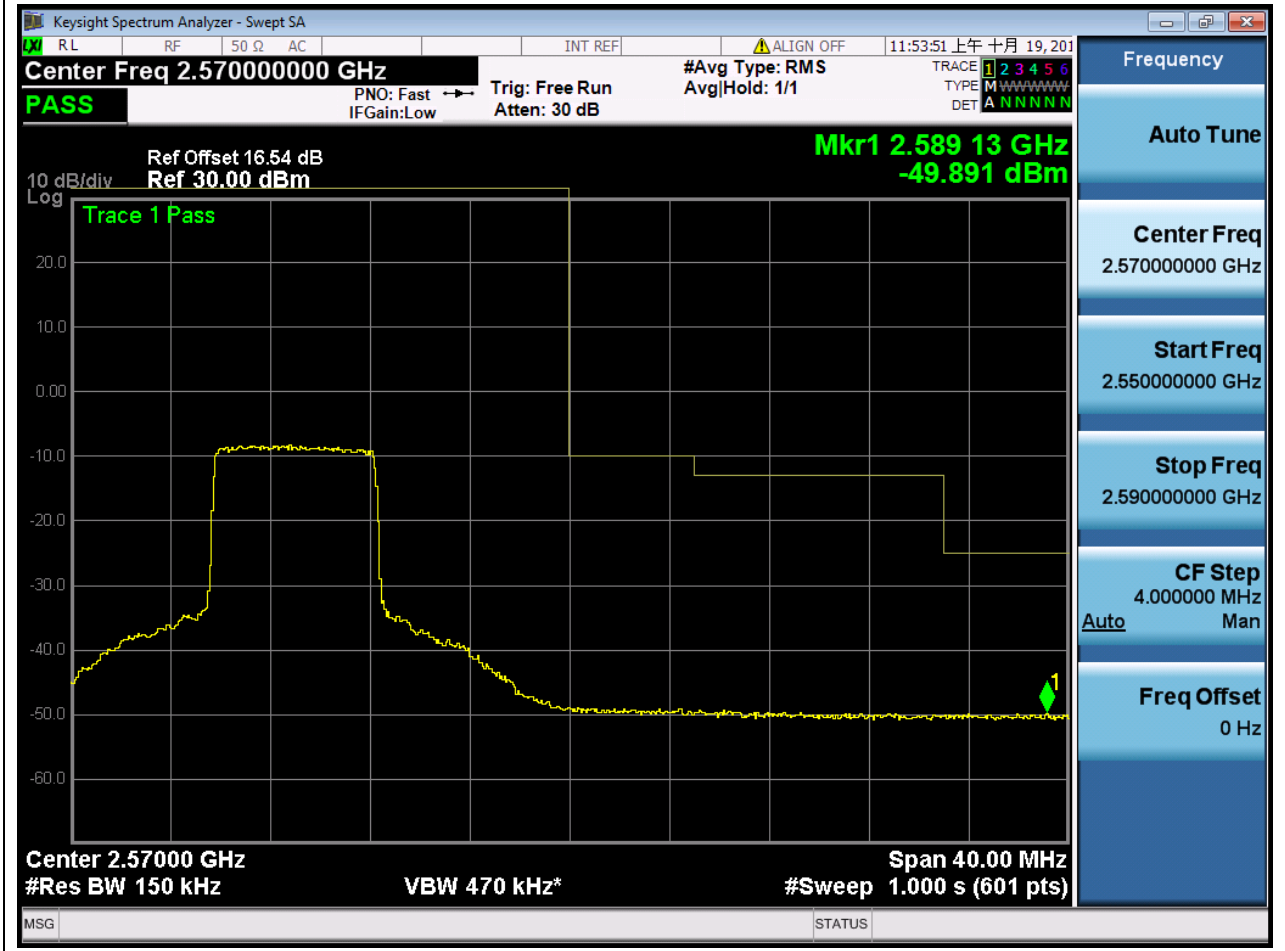
| Center Frequency (MHz) | Span (MHz) | RBW (MHz) | Detector | Frequency (MHz) | Power (dBm) | Verdict | Sweep Point |
|------------------------|------------|-----------|----------|-----------------|-------------|---------|-------------|
| 2570                   | 40         | 0.15      | RMS      | 2570.4          | -29.91      | Pass    | 601         |





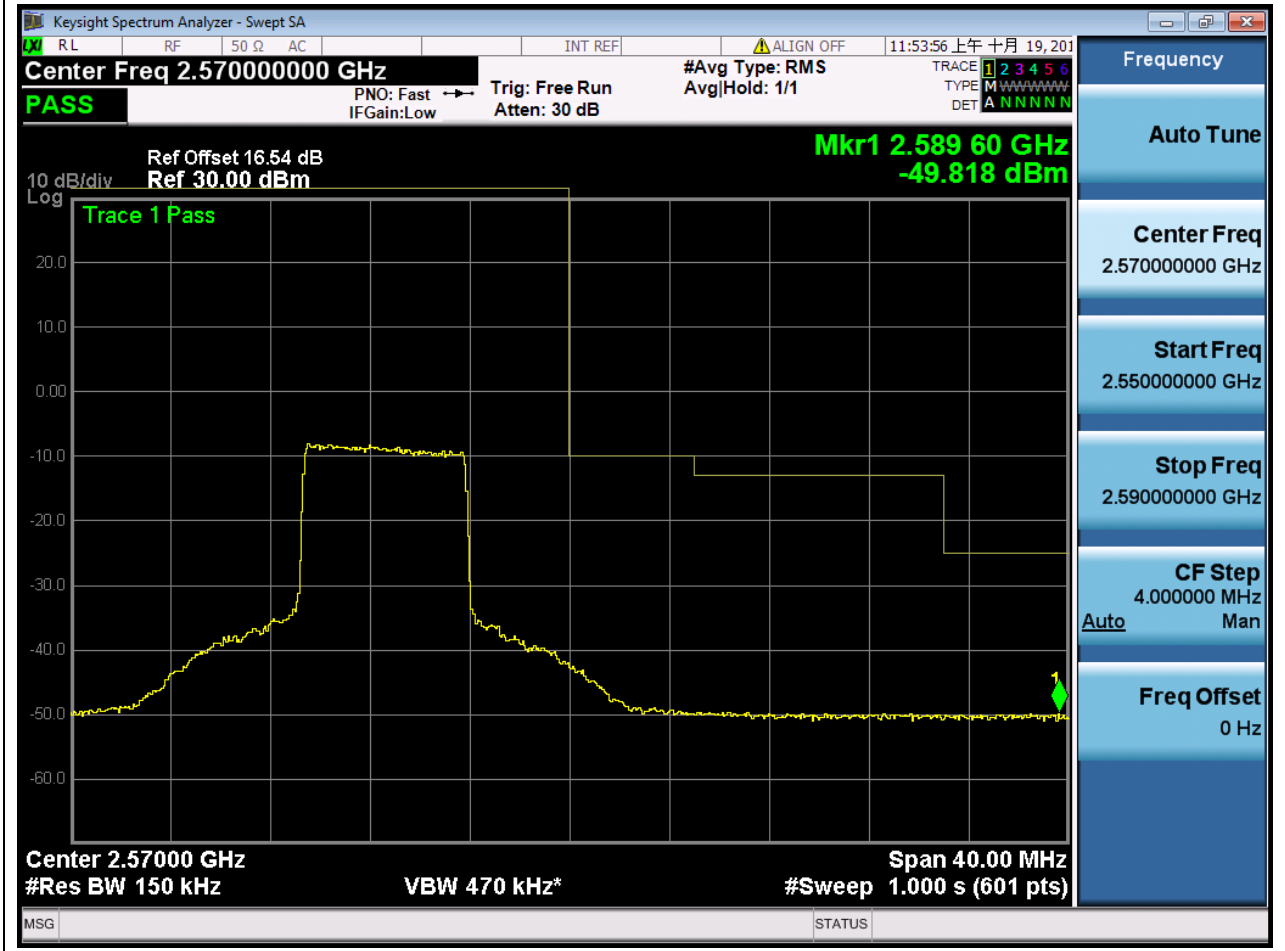
**1.80. LTE Band Edge(NTNV)(Subtest:80, Channel:21375, Bandwidth:15, Modulation:Q16, RB Number: 36, RB Position:LOW)**

| Center Frequency (MHz) | Span (MHz) | RBW (MHz) | Detector | Frequency (MHz) | Power (dBm) | Verdict | Sweep Point |
|------------------------|------------|-----------|----------|-----------------|-------------|---------|-------------|
| 2570                   | 40         | 0.15      | RMS      | 2589.133        | -49.89      | Pass    | 601         |



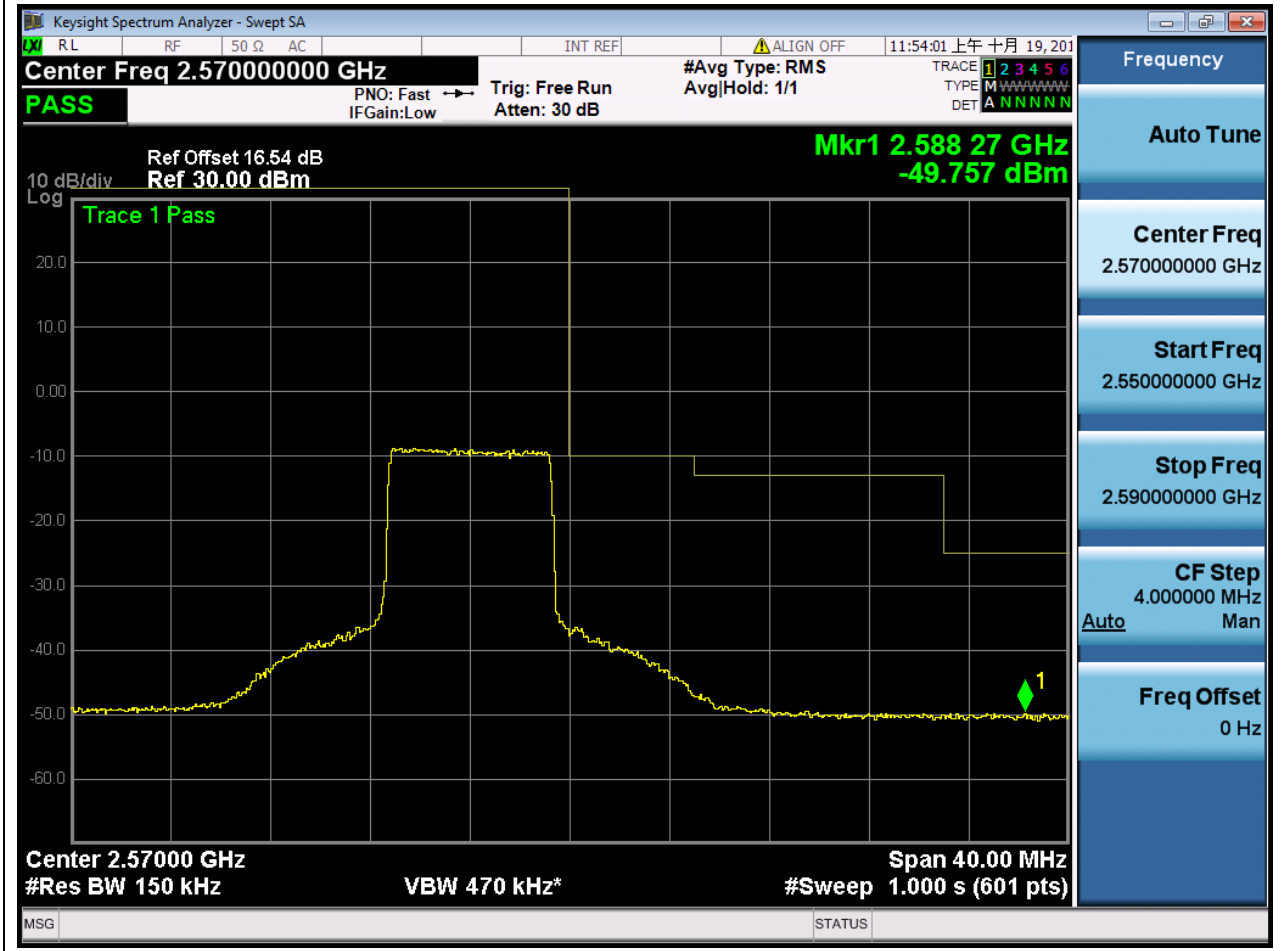
**1.81. LTE Band Edge(NTNV)(Subtest:81, Channel:21375, Bandwidth:15, Modulation:Q16, RB Number: 36, RB Position:MID)**

| Center Frequency (MHz) | Span (MHz) | RBW (MHz) | Detector | Frequency (MHz) | Power (dBm) | Verdict | Sweep Point |
|------------------------|------------|-----------|----------|-----------------|-------------|---------|-------------|
| 2570                   | 40         | 0.15      | RMS      | 2589.6          | -49.82      | Pass    | 601         |



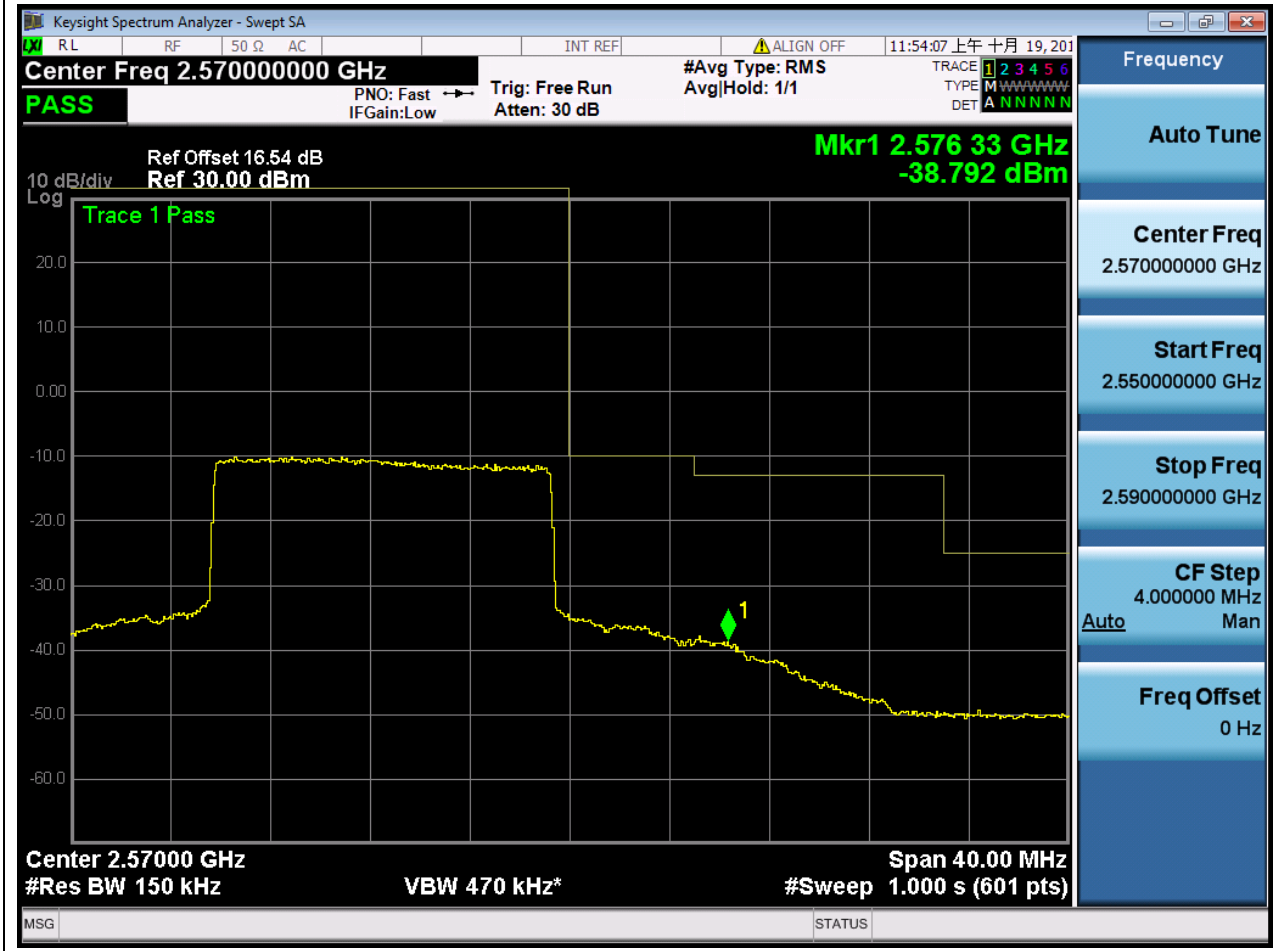
**1.82. LTE Band Edge(NTNV)(Subtest:82, Channel:21375, Bandwidth:15, Modulation:Q16, RB Number: 36, RB Position:HIGH)**

| Center Frequency (MHz) | Span (MHz) | RBW (MHz) | Detector | Frequency (MHz) | Power (dBm) | Verdict | Sweep Point |
|------------------------|------------|-----------|----------|-----------------|-------------|---------|-------------|
| 2570                   | 40         | 0.15      | RMS      | 2588.267        | -49.76      | Pass    | 601         |



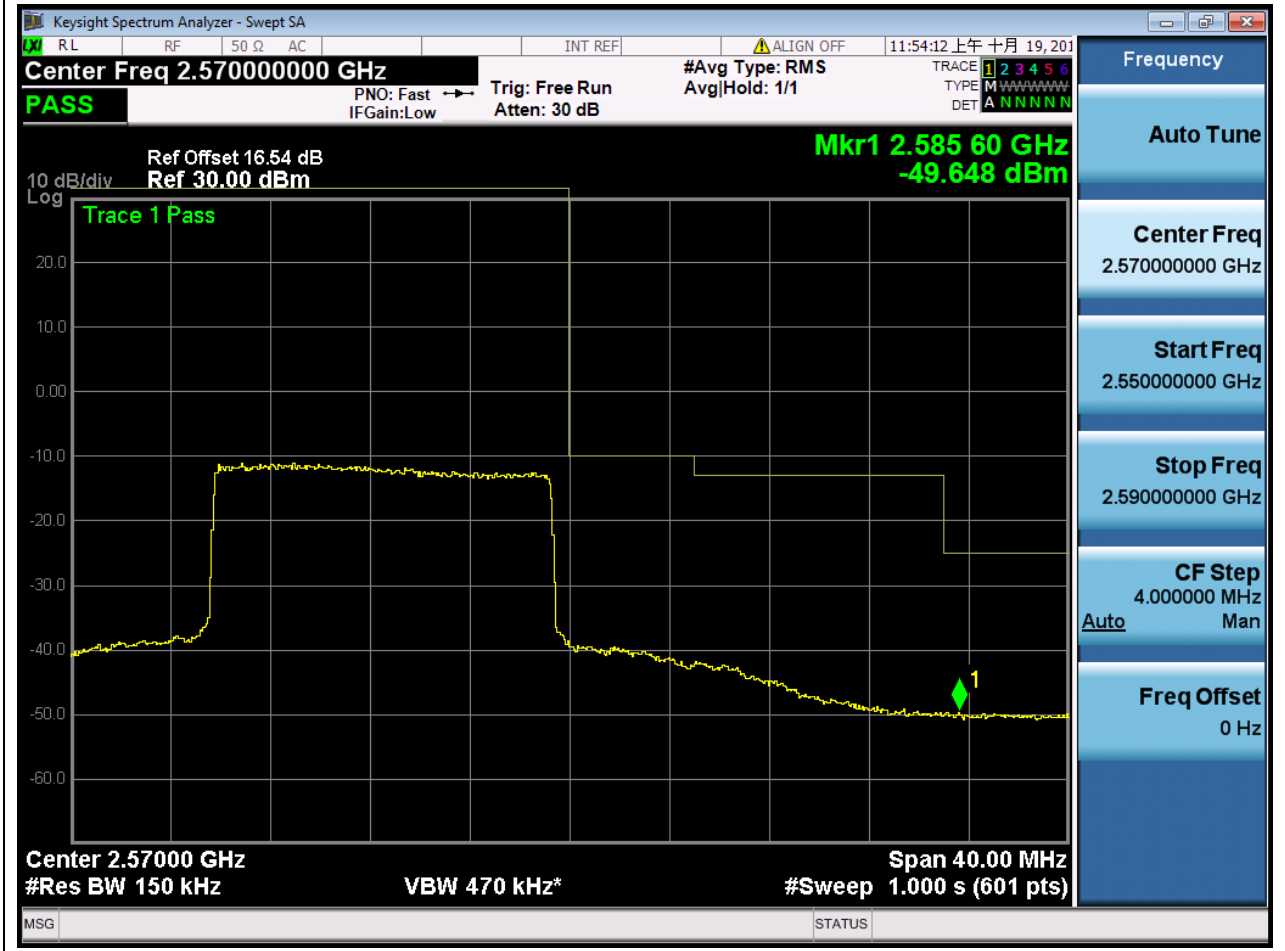
**1.83. LTE Band Edge(NTNV)(Subtest:83, Channel:21375, Bandwidth:15, Modulation:QPSK, RB Number: 75, RB Position:LOW)**

| Center Frequency (MHz) | Span (MHz) | RBW (MHz) | Detector | Frequency (MHz) | Power (dBm) | Verdict | Sweep Point |
|------------------------|------------|-----------|----------|-----------------|-------------|---------|-------------|
| 2570                   | 40         | 0.15      | RMS      | 2576.333        | -38.79      | Pass    | 601         |



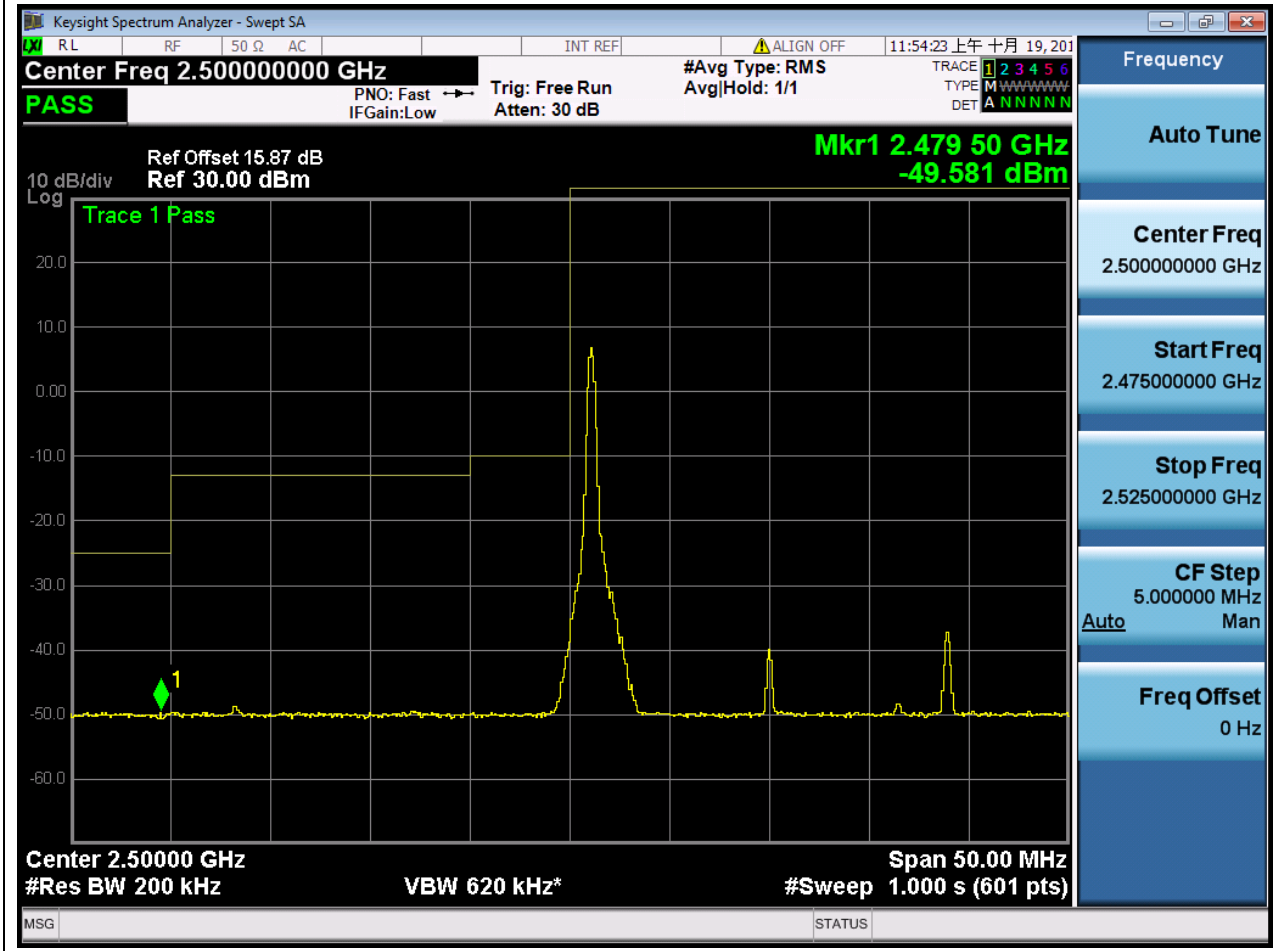
**1.84. LTE Band Edge(NTNV)(Subtest:84, Channel:21375, Bandwidth:15, Modulation:Q16, RB Number: 75, RB Position:LOW)**

| Center Frequency (MHz) | Span (MHz) | RBW (MHz) | Detector | Frequency (MHz) | Power (dBm) | Verdict | Sweep Point |
|------------------------|------------|-----------|----------|-----------------|-------------|---------|-------------|
| 2570                   | 40         | 0.15      | RMS      | 2585.6          | -49.65      | Pass    | 601         |



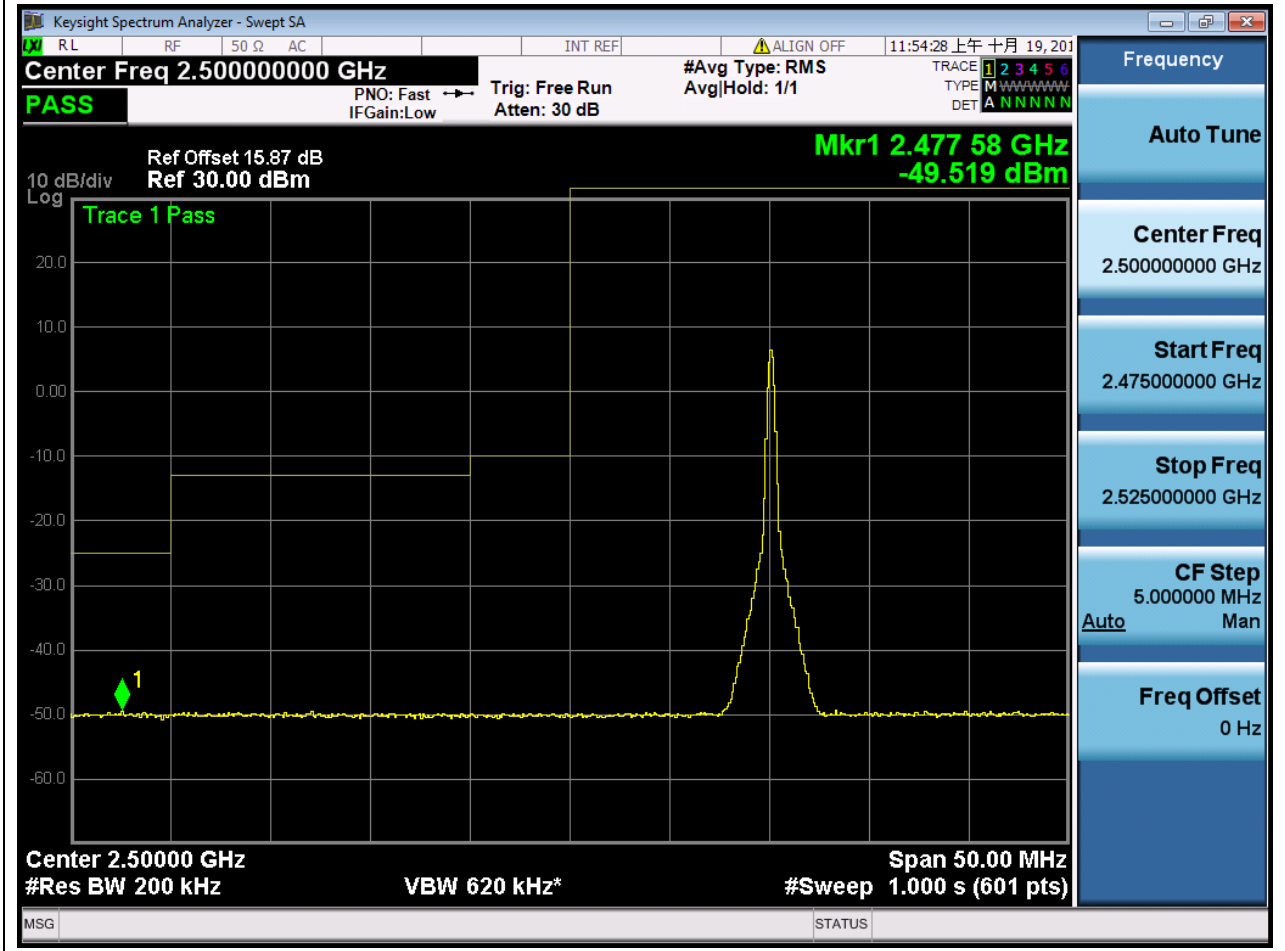
**1.85. LTE Band Edge(NTNV)(Subtest:85, Channel:20850, Bandwidth:20, Modulation:QPSK, RB Number: 1, RB Position:LOW)**

| Center Frequency (MHz) | Span (MHz) | RBW (MHz) | Detector | Frequency (MHz) | Power (dBm) | Verdict | Sweep Point |
|------------------------|------------|-----------|----------|-----------------|-------------|---------|-------------|
| 2500                   | 50         | 0.2       | RMS      | 2479.5          | -49.58      | Pass    | 601         |



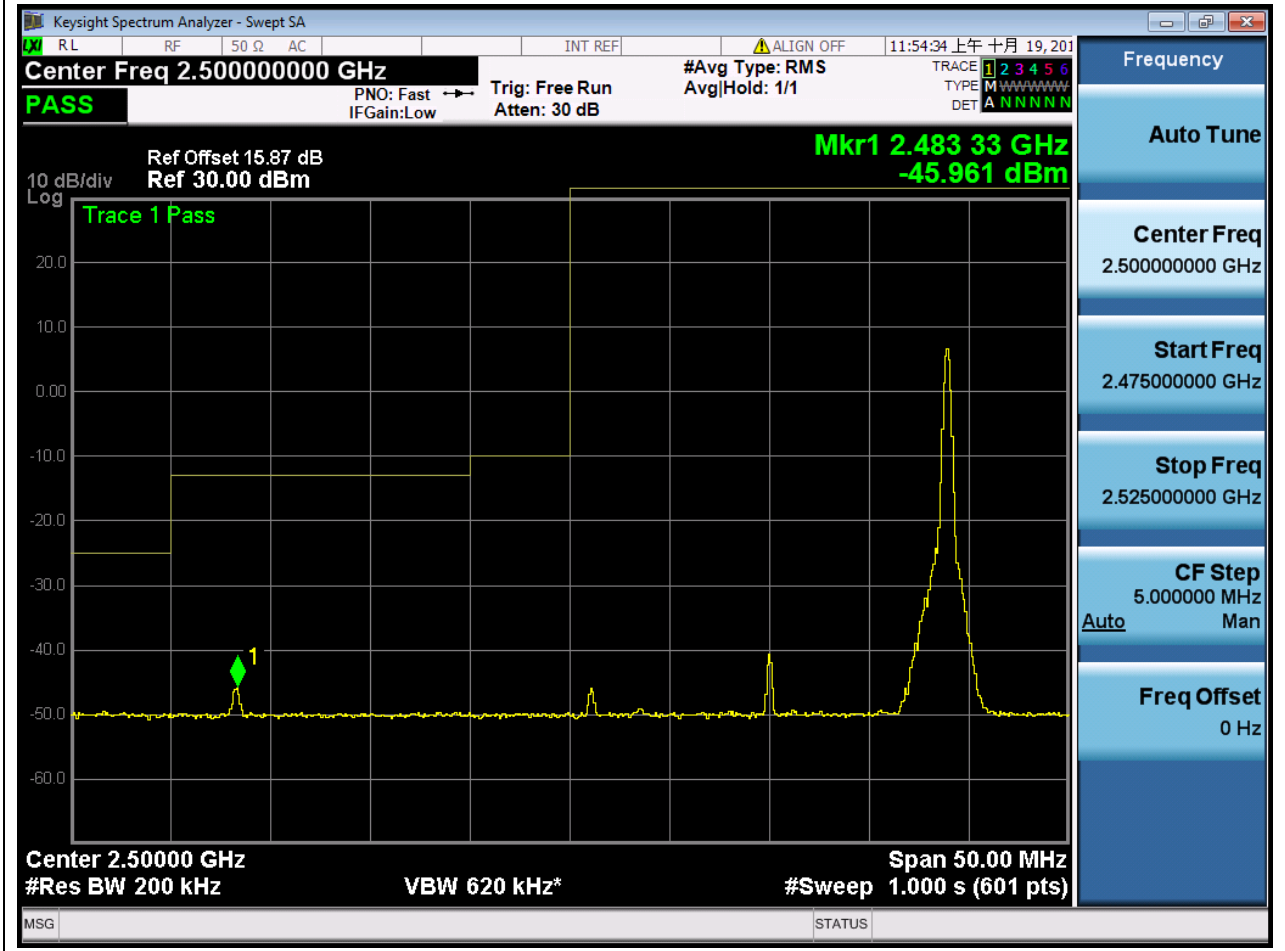
**1.86. LTE Band Edge(NTNV)(Subtest:86, Channel:20850, Bandwidth:20, Modulation:QPSK, RB Number: 1, RB Position:MID)**

| Center Frequency (MHz) | Span (MHz) | RBW (MHz) | Detector | Frequency (MHz) | Power (dBm) | Verdict | Sweep Point |
|------------------------|------------|-----------|----------|-----------------|-------------|---------|-------------|
| 2500                   | 50         | 0.2       | RMS      | 2477.583        | -49.52      | Pass    | 601         |



**1.87. LTE Band Edge(NTNV)(Subtest:87, Channel:20850, Bandwidth:20, Modulation:QPSK, RB Number: 1, RB Position:HIGH)**

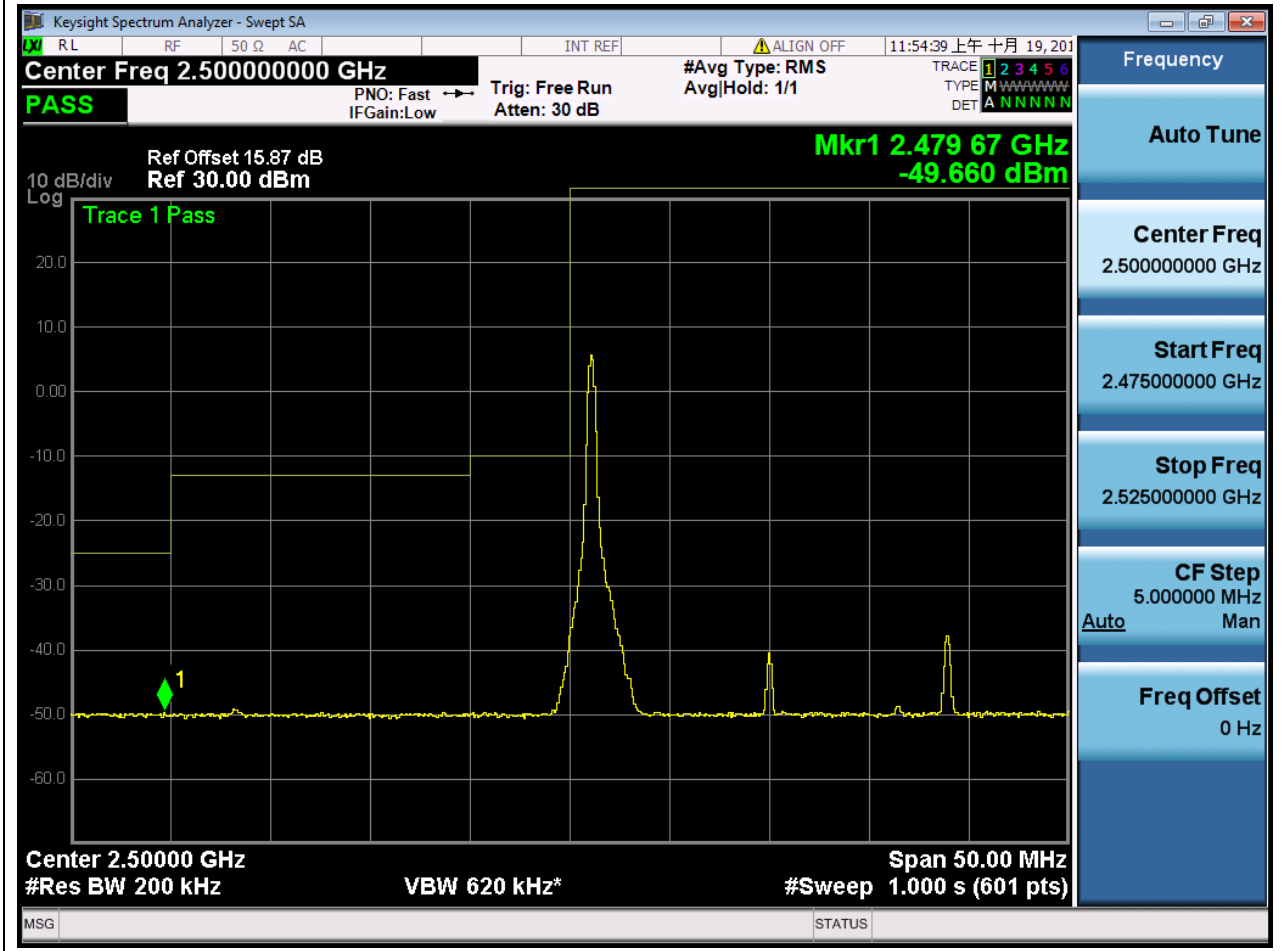
| Center Frequency (MHz) | Span (MHz) | RBW (MHz) | Detector | Frequency (MHz) | Power (dBm) | Verdict | Sweep Point |
|------------------------|------------|-----------|----------|-----------------|-------------|---------|-------------|
| 2500                   | 50         | 0.2       | RMS      | 2483.333        | -45.96      | Pass    | 601         |





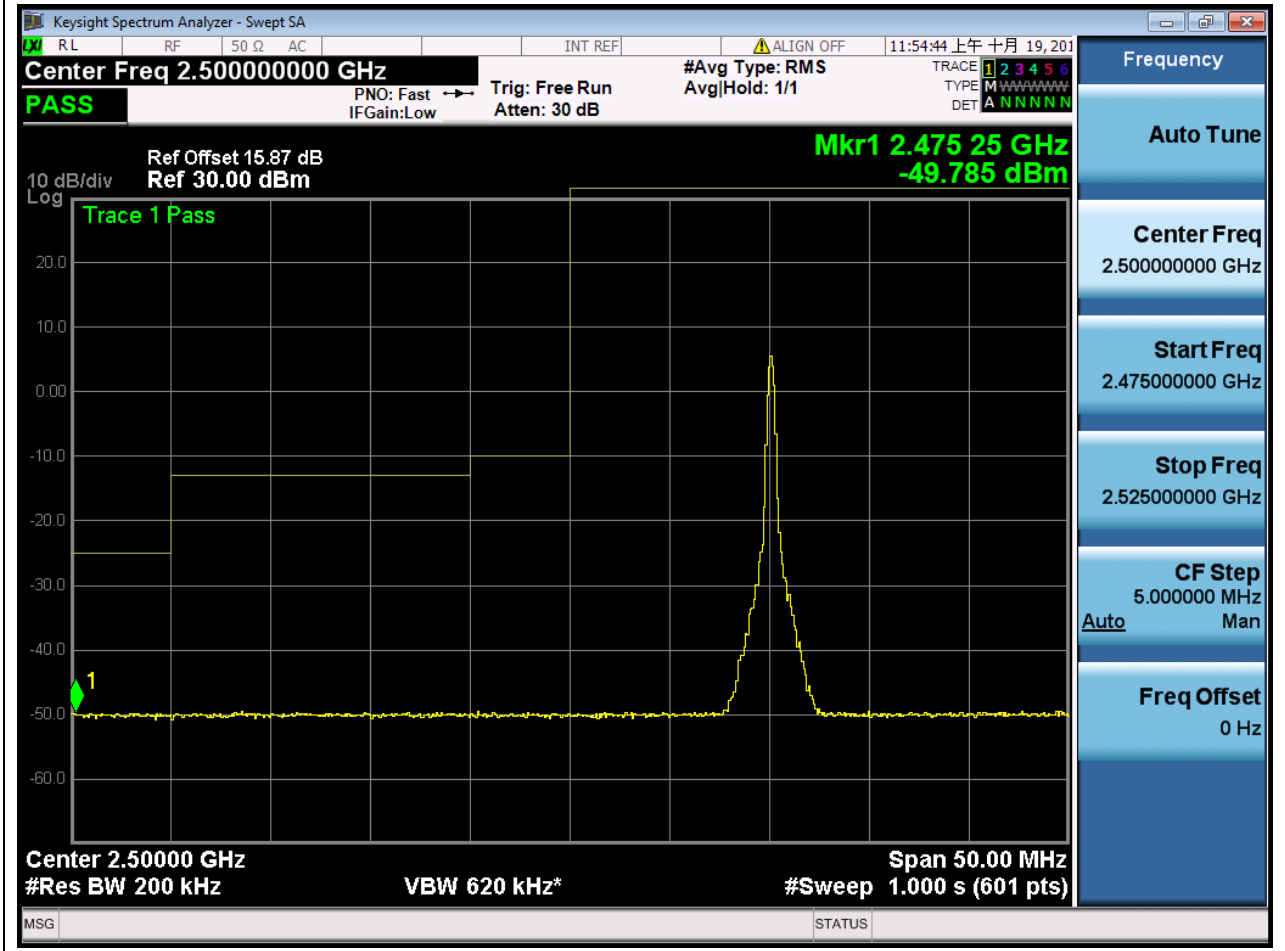
**1.88. LTE Band Edge(NTNV)(Subtest:88, Channel:20850, Bandwidth:20, Modulation:Q16, RB Number: 1, RB Position:LOW)**

| Center Frequency (MHz) | Span (MHz) | RBW (MHz) | Detector | Frequency (MHz) | Power (dBm) | Verdict | Sweep Point |
|------------------------|------------|-----------|----------|-----------------|-------------|---------|-------------|
| 2500                   | 50         | 0.2       | RMS      | 2479.667        | -49.66      | Pass    | 601         |



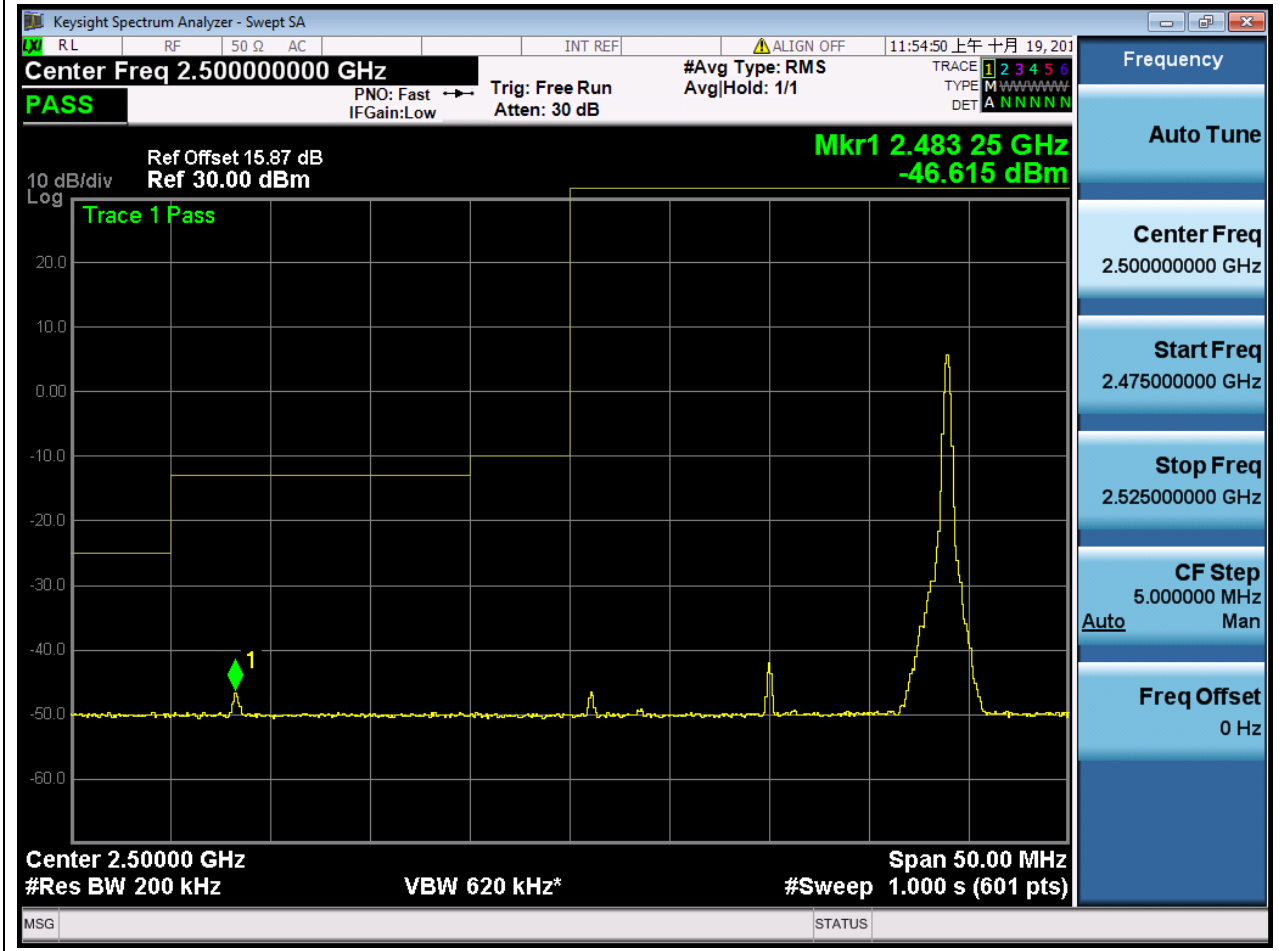
**1.89. LTE Band Edge(NTNV)(Subtest:89, Channel:20850, Bandwidth:20, Modulation:Q16, RB Number: 1, RB Position:MID)**

| Center Frequency (MHz) | Span (MHz) | RBW (MHz) | Detector | Frequency (MHz) | Power (dBm) | Verdict | Sweep Point |
|------------------------|------------|-----------|----------|-----------------|-------------|---------|-------------|
| 2500                   | 50         | 0.2       | RMS      | 2475.25         | -49.78      | Pass    | 601         |



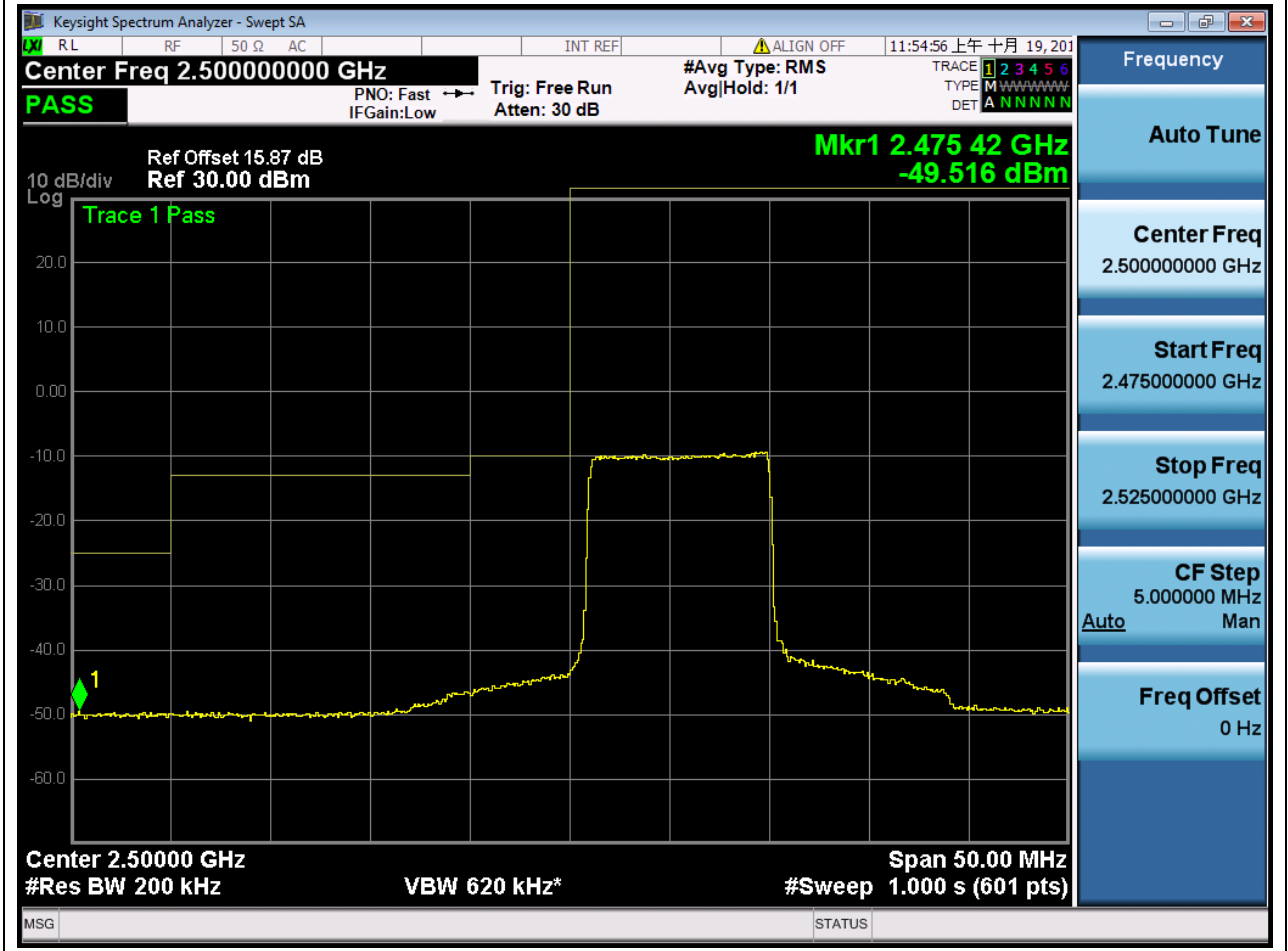
**1.90. LTE Band Edge(NTNV)(Subtest:90, Channel:20850, Bandwidth:20, Modulation:Q16, RB Number: 1, RB Position:HIGH)**

| Center Frequency (MHz) | Span (MHz) | RBW (MHz) | Detector | Frequency (MHz) | Power (dBm) | Verdict | Sweep Point |
|------------------------|------------|-----------|----------|-----------------|-------------|---------|-------------|
| 2500                   | 50         | 0.2       | RMS      | 2483.25         | -46.62      | Pass    | 601         |



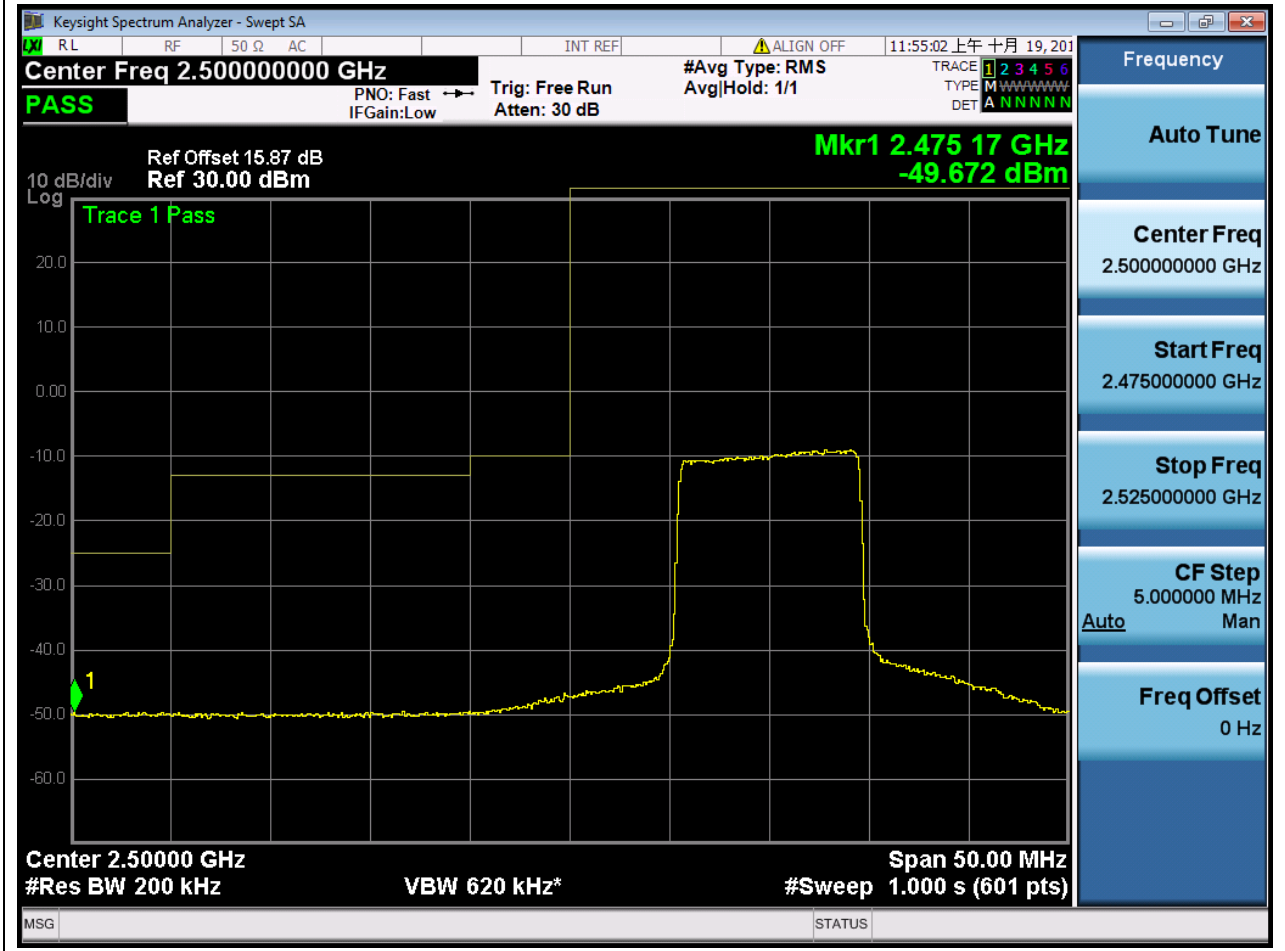
**1.91. LTE Band Edge(NTNV)(Subtest:91, Channel:20850, Bandwidth:20, Modulation:QPSK, RB Number: 50, RB Position:LOW)**

| Center Frequency (MHz) | Span (MHz) | RBW (MHz) | Detector | Frequency (MHz) | Power (dBm) | Verdict | Sweep Point |
|------------------------|------------|-----------|----------|-----------------|-------------|---------|-------------|
| 2500                   | 50         | 0.2       | RMS      | 2475.417        | -49.52      | Pass    | 601         |



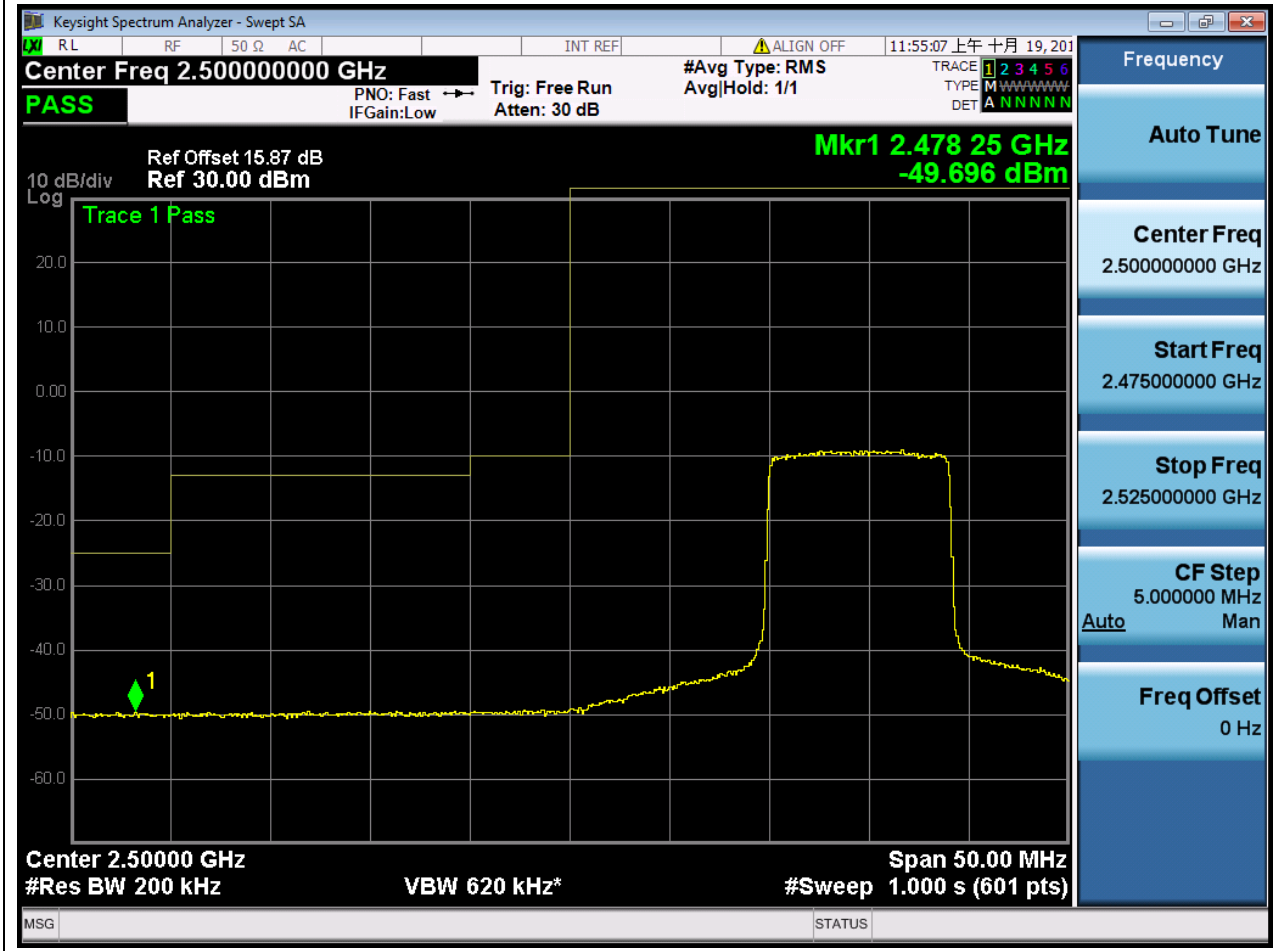
**1.92. LTE Band Edge(NTNV)(Subtest:92, Channel:20850, Bandwidth:20, Modulation:QPSK, RB Number: 50, RB Position:MID)**

| Center Frequency (MHz) | Span (MHz) | RBW (MHz) | Detector | Frequency (MHz) | Power (dBm) | Verdict | Sweep Point |
|------------------------|------------|-----------|----------|-----------------|-------------|---------|-------------|
| 2500                   | 50         | 0.2       | RMS      | 2475.167        | -49.67      | Pass    | 601         |



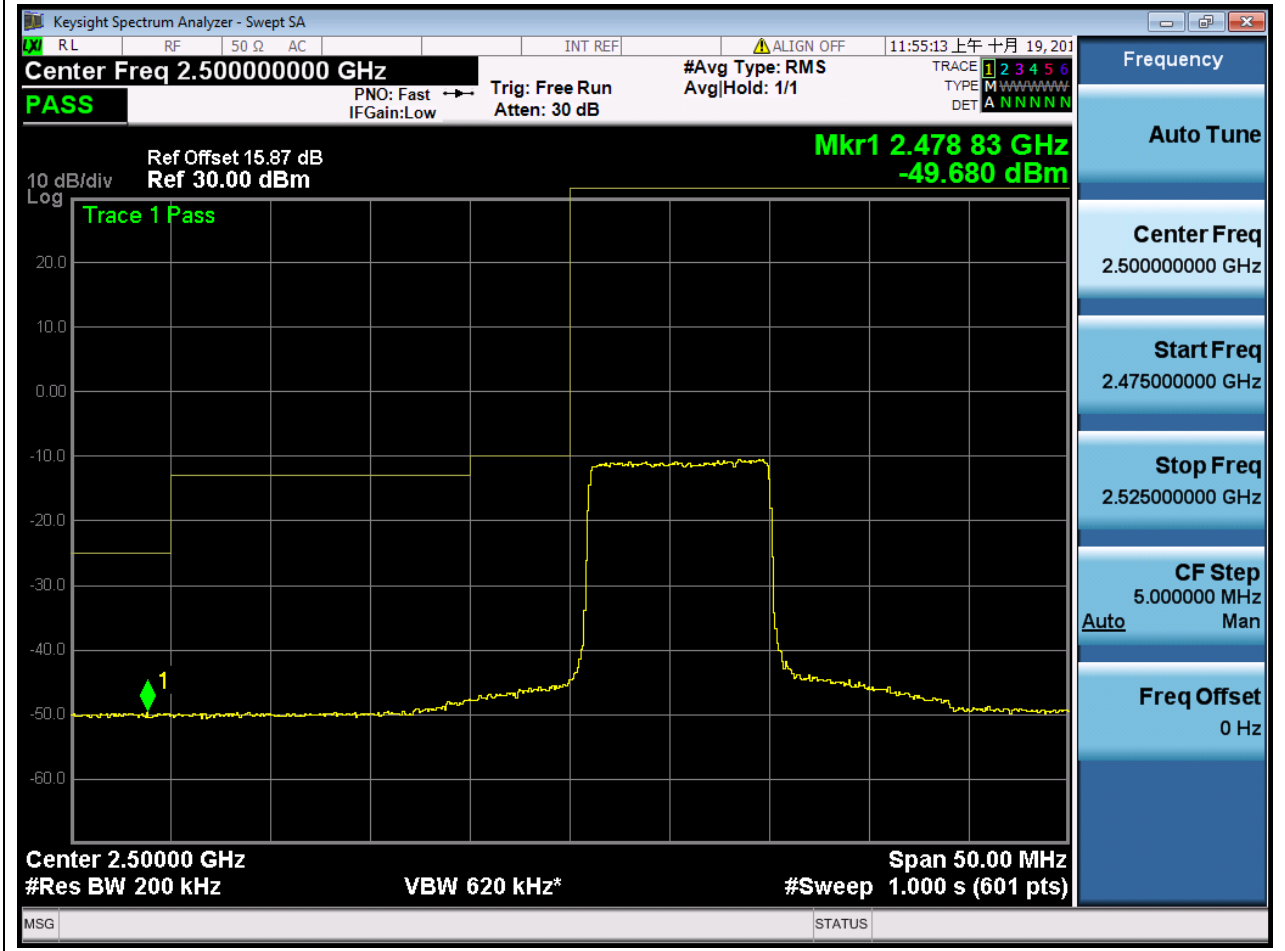
**1.93. LTE Band Edge(NTNV)(Subtest:93, Channel:20850, Bandwidth:20, Modulation:QPSK, RB Number: 50, RB Position:HIGH)**

| Center Frequency (MHz) | Span (MHz) | RBW (MHz) | Detector | Frequency (MHz) | Power (dBm) | Verdict | Sweep Point |
|------------------------|------------|-----------|----------|-----------------|-------------|---------|-------------|
| 2500                   | 50         | 0.2       | RMS      | 2478.25         | -49.7       | Pass    | 601         |



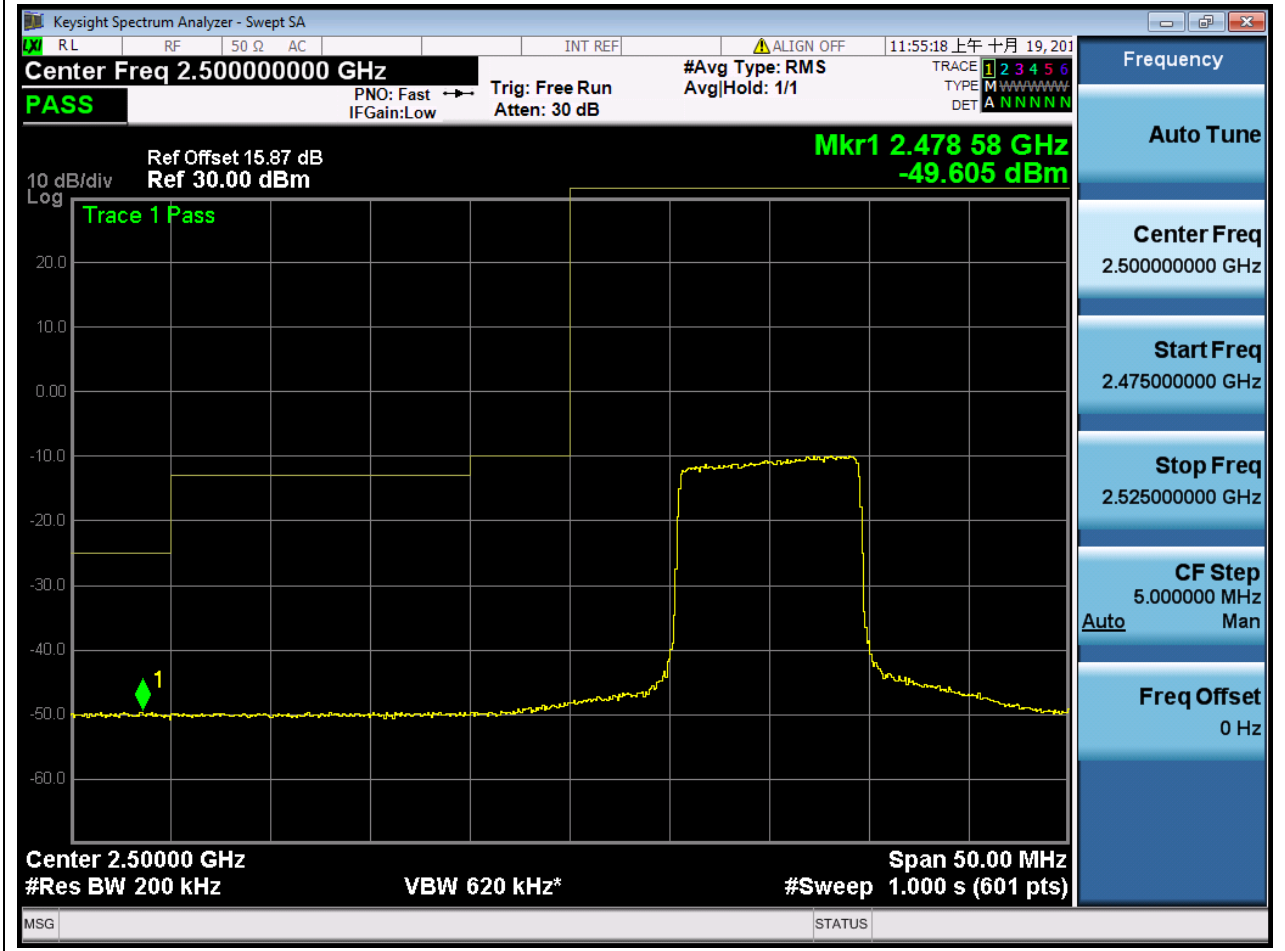
**1.94. LTE Band Edge(NTNV)(Subtest:94, Channel:20850, Bandwidth:20, Modulation:Q16, RB Number: 50, RB Position:LOW)**

| Center Frequency (MHz) | Span (MHz) | RBW (MHz) | Detector | Frequency (MHz) | Power (dBm) | Verdict | Sweep Point |
|------------------------|------------|-----------|----------|-----------------|-------------|---------|-------------|
| 2500                   | 50         | 0.2       | RMS      | 2478.833        | -49.68      | Pass    | 601         |



**1.95. LTE Band Edge(NTNV)(Subtest:95, Channel:20850, Bandwidth:20, Modulation:Q16, RB Number: 50, RB Position:MID)**

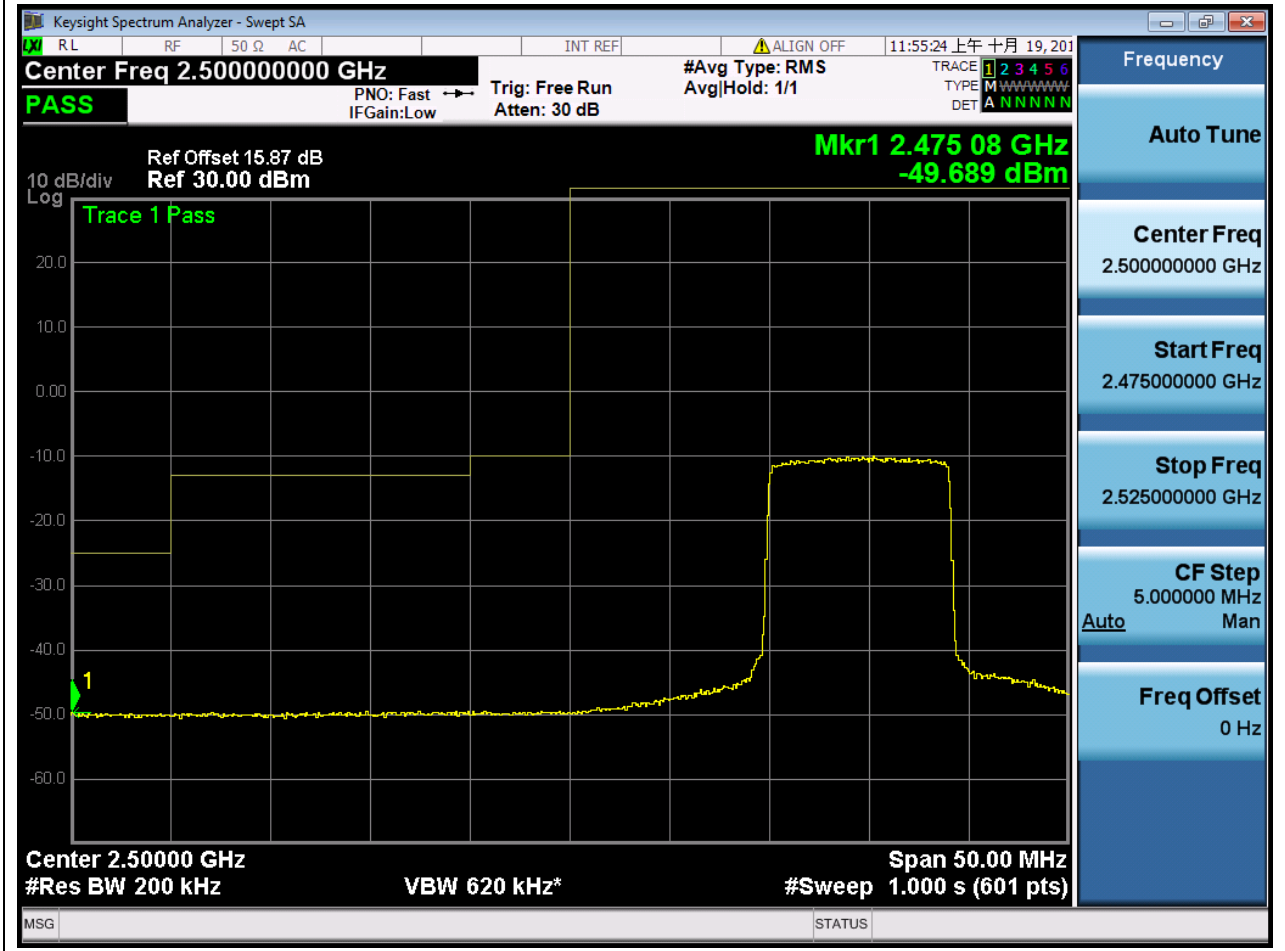
| Center Frequency (MHz) | Span (MHz) | RBW (MHz) | Detector | Frequency (MHz) | Power (dBm) | Verdict | Sweep Point |
|------------------------|------------|-----------|----------|-----------------|-------------|---------|-------------|
| 2500                   | 50         | 0.2       | RMS      | 2478.583        | -49.6       | Pass    | 601         |





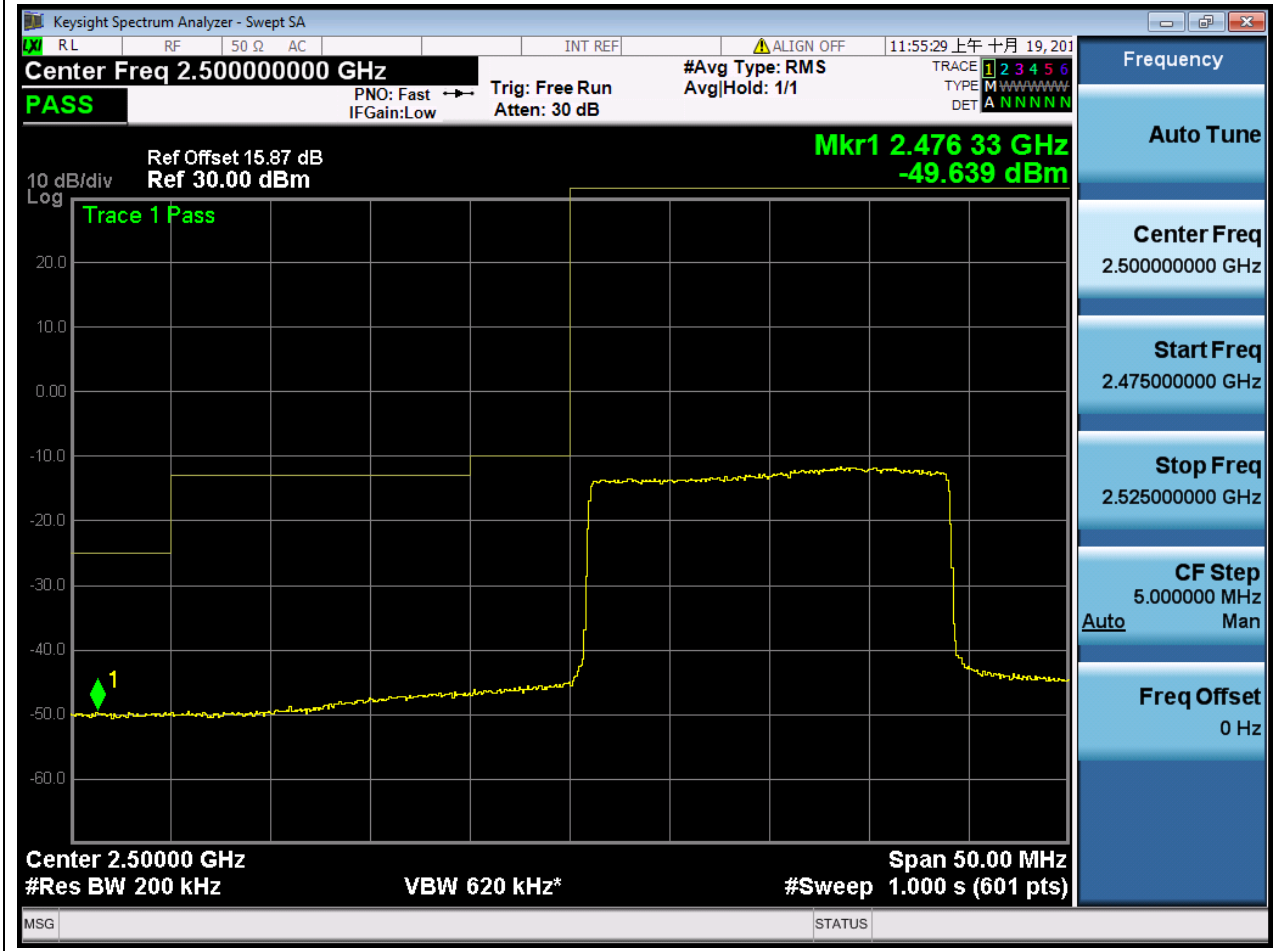
**1.96. LTE Band Edge(NTNV)(Subtest:96, Channel:20850, Bandwidth:20, Modulation:Q16, RB Number: 50, RB Position:HIGH)**

| Center Frequency (MHz) | Span (MHz) | RBW (MHz) | Detector | Frequency (MHz) | Power (dBm) | Verdict | Sweep Point |
|------------------------|------------|-----------|----------|-----------------|-------------|---------|-------------|
| 2500                   | 50         | 0.2       | RMS      | 2475.083        | -49.69      | Pass    | 601         |



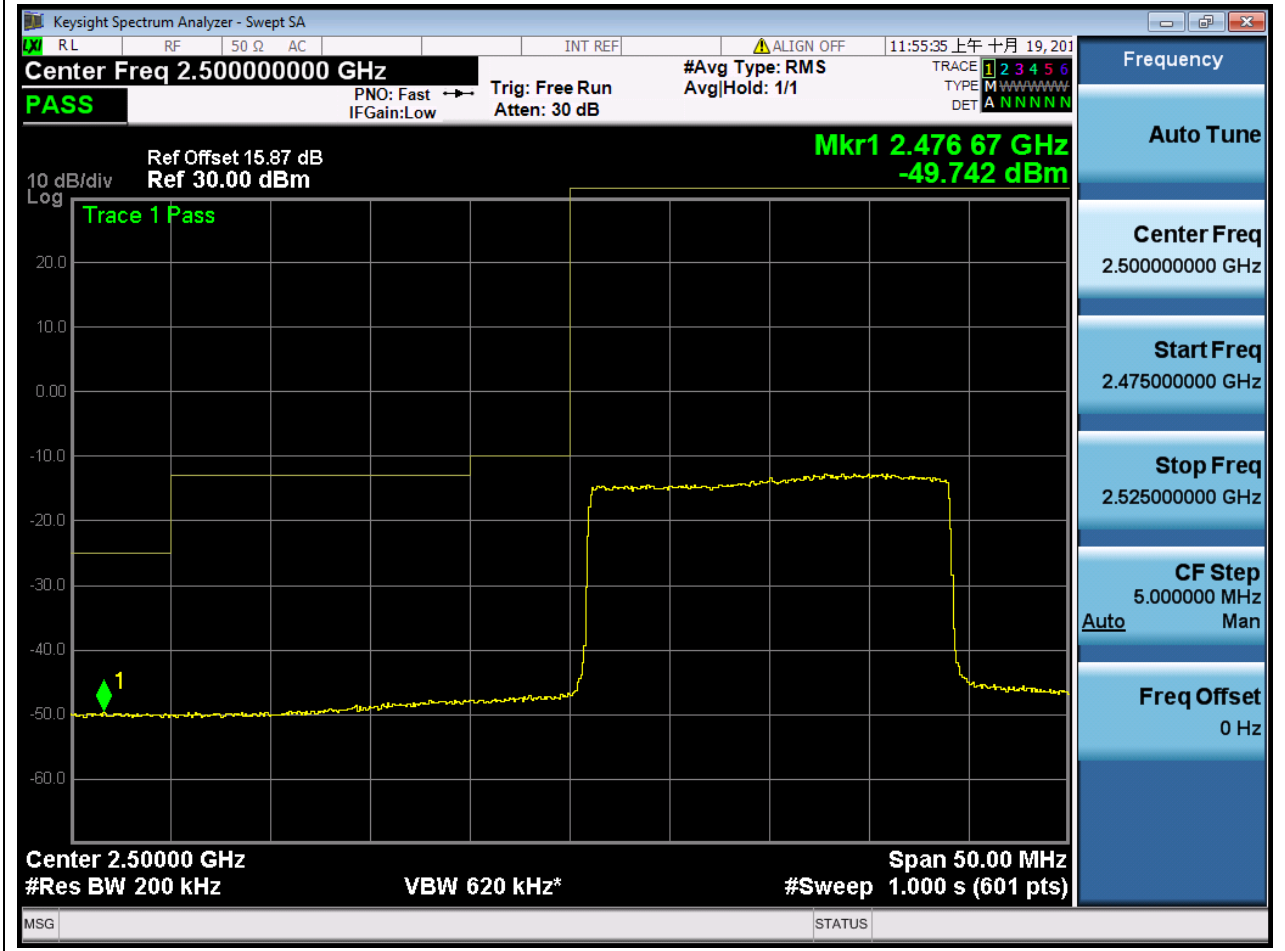
**1.97. LTE Band Edge(NTNV)(Subtest:97, Channel:20850, Bandwidth:20, Modulation:QPSK, RB Number: 100, RB Position:LOW)**

| Center Frequency (MHz) | Span (MHz) | RBW (MHz) | Detector | Frequency (MHz) | Power (dBm) | Verdict | Sweep Point |
|------------------------|------------|-----------|----------|-----------------|-------------|---------|-------------|
| 2500                   | 50         | 0.2       | RMS      | 2476.333        | -49.64      | Pass    | 601         |



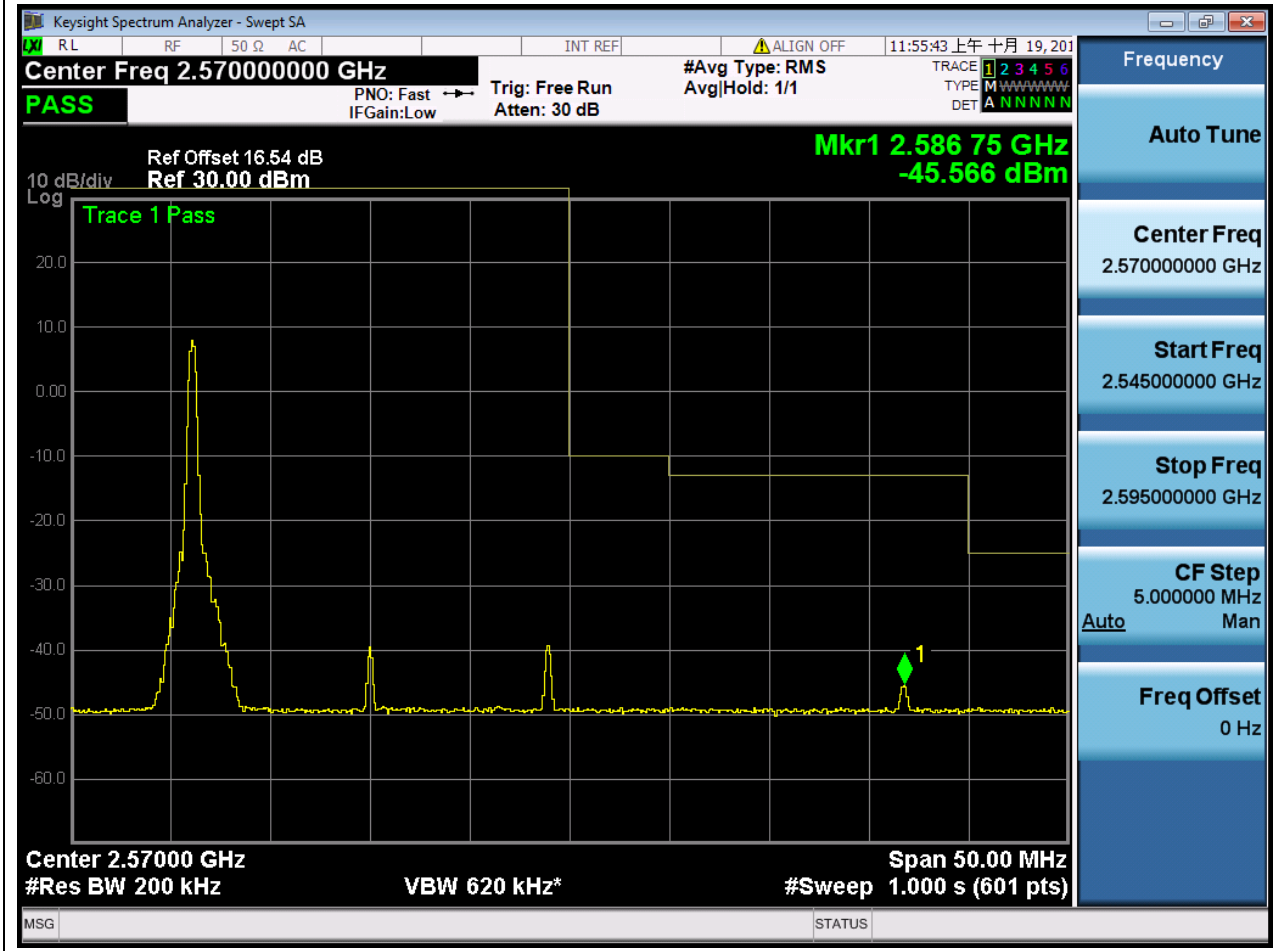
**1.98. LTE Band Edge(NTNV)(Subtest:98, Channel:20850, Bandwidth:20, Modulation:Q16, RB Number: 100, RB Position:LOW)**

| Center Frequency (MHz) | Span (MHz) | RBW (MHz) | Detector | Frequency (MHz) | Power (dBm) | Verdict | Sweep Point |
|------------------------|------------|-----------|----------|-----------------|-------------|---------|-------------|
| 2500                   | 50         | 0.2       | RMS      | 2476.667        | -49.74      | Pass    | 601         |



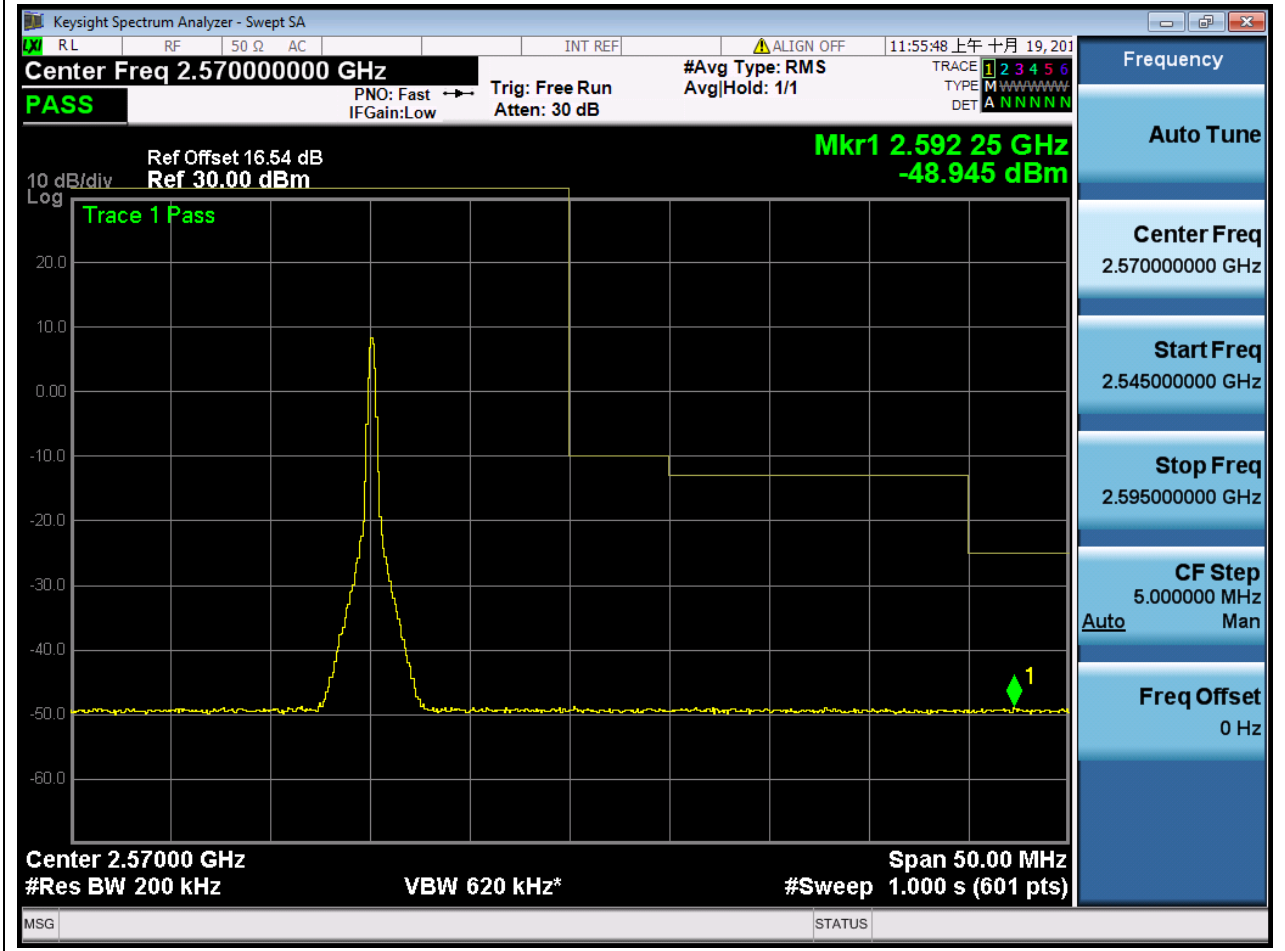
**1.99. LTE Band Edge(NTNV)(Subtest:99, Channel:21350, Bandwidth:20, Modulation:QPSK, RB Number: 1, RB Position:LOW)**

| Center Frequency (MHz) | Span (MHz) | RBW (MHz) | Detector | Frequency (MHz) | Power (dBm) | Verdict | Sweep Point |
|------------------------|------------|-----------|----------|-----------------|-------------|---------|-------------|
| 2570                   | 50         | 0.2       | RMS      | 2586.75         | -45.57      | Pass    | 601         |



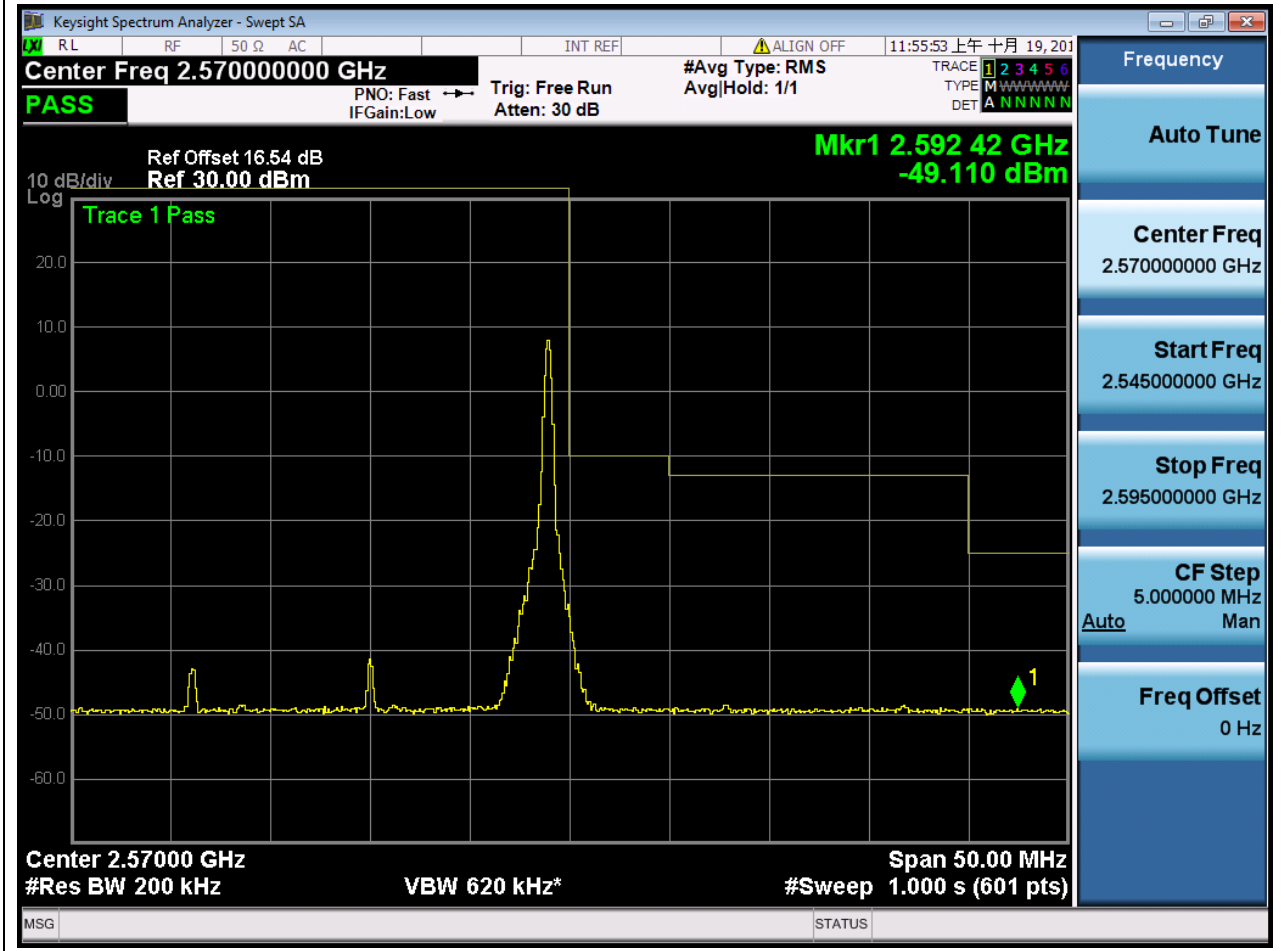
**1.100. LTE Band Edge(NTNV)(Subtest:100, Channel:21350, Bandwidth:20, Modulation:QPSK, RB Number: 1, RB Position:MID)**

| Center Frequency (MHz) | Span (MHz) | RBW (MHz) | Detector | Frequency (MHz) | Power (dBm) | Verdict | Sweep Point |
|------------------------|------------|-----------|----------|-----------------|-------------|---------|-------------|
| 2570                   | 50         | 0.2       | RMS      | 2592.25         | -48.94      | Pass    | 601         |



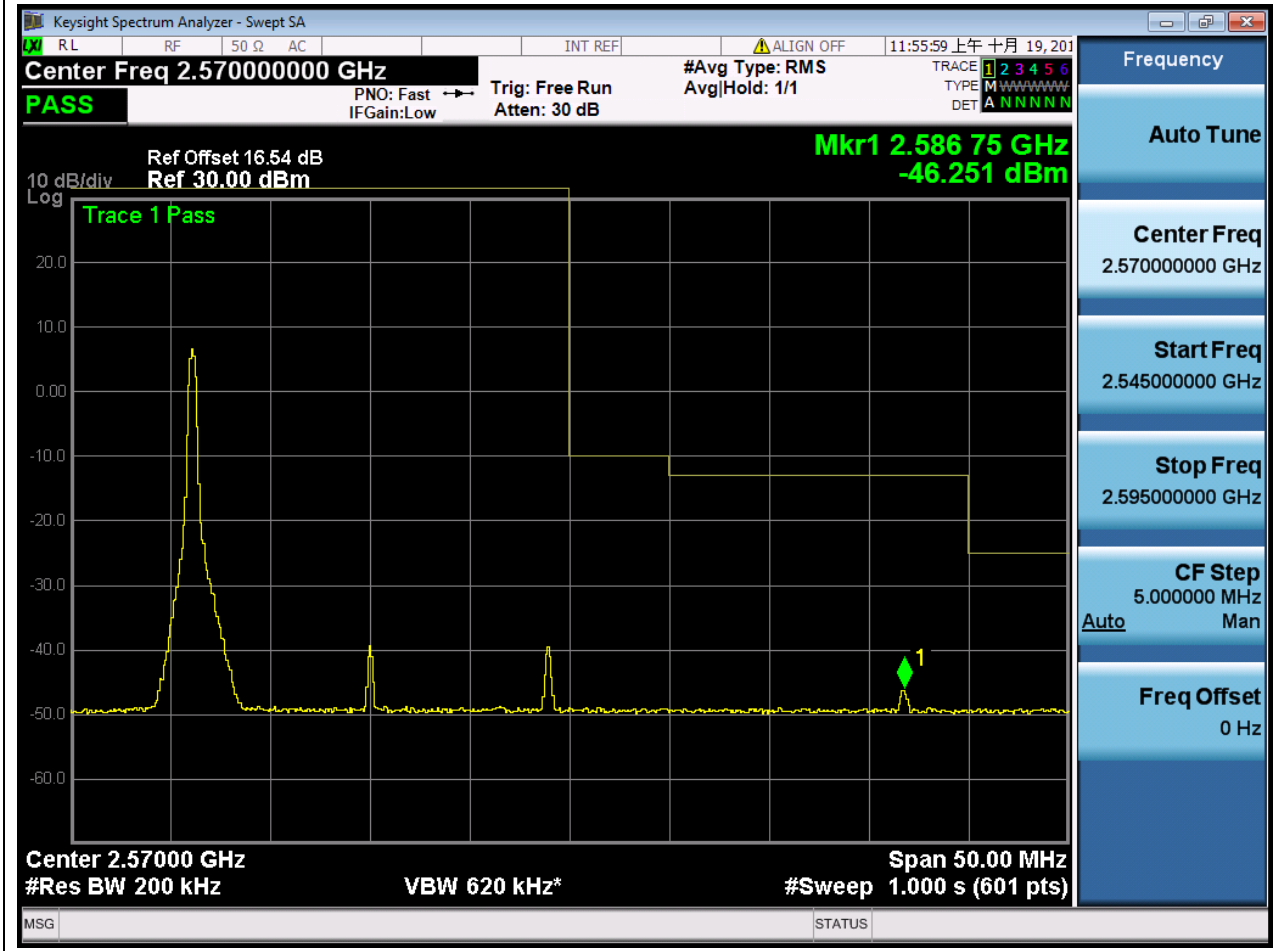
**1.101. LTE Band Edge(NTNV)(Subtest:101, Channel:21350, Bandwidth:20, Modulation:QPSK, RB Number: 1, RB Position:HIGH)**

| Center Frequency (MHz) | Span (MHz) | RBW (MHz) | Detector | Frequency (MHz) | Power (dBm) | Verdict | Sweep Point |
|------------------------|------------|-----------|----------|-----------------|-------------|---------|-------------|
| 2570                   | 50         | 0.2       | RMS      | 2592.417        | -49.11      | Pass    | 601         |



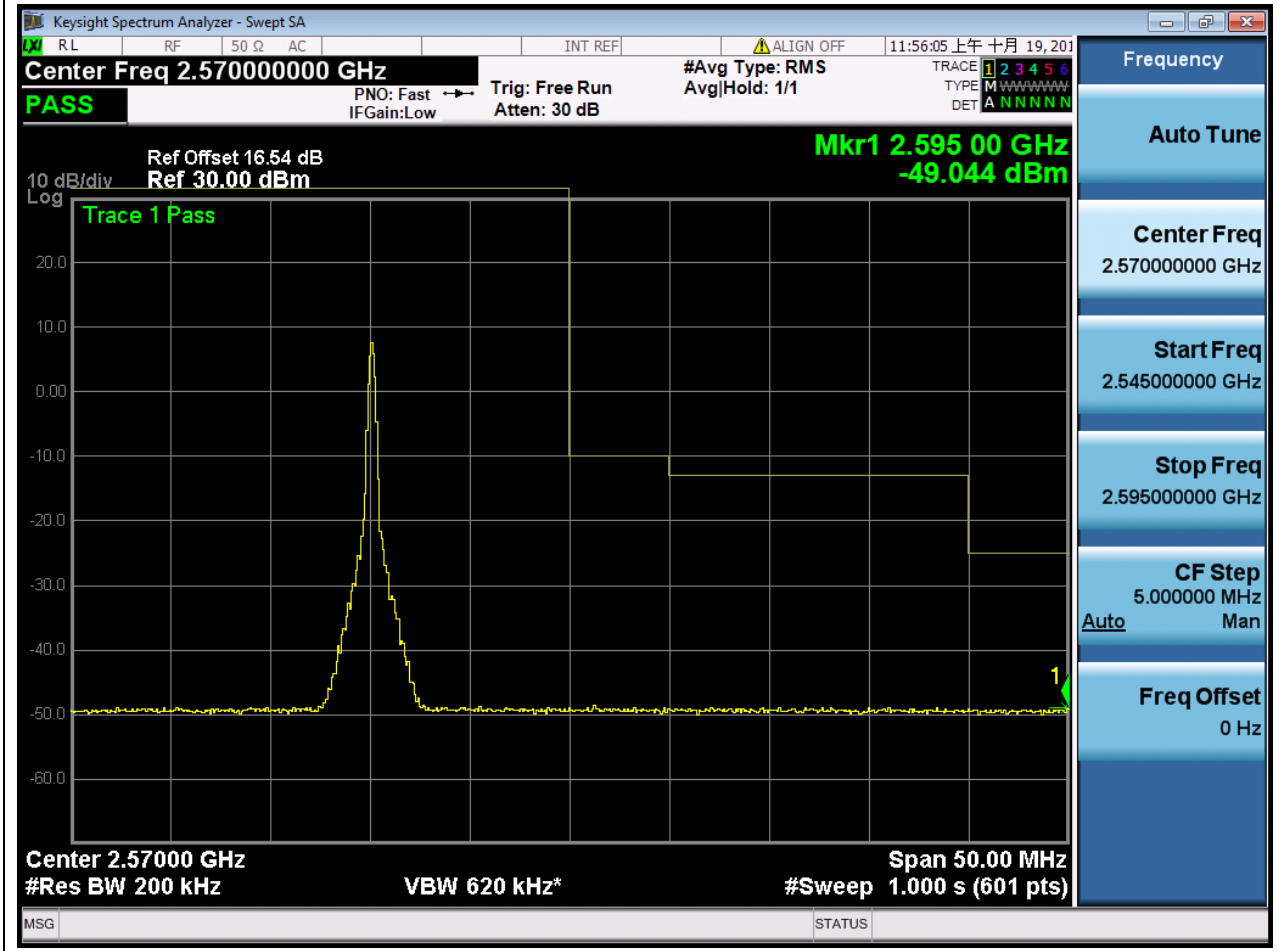
**1.102. LTE Band Edge(NTNV)(Subtest:102, Channel:21350, Bandwidth:20, Modulation:Q16, RB Number: 1, RB Position:LOW)**

| Center Frequency (MHz) | Span (MHz) | RBW (MHz) | Detector | Frequency (MHz) | Power (dBm) | Verdict | Sweep Point |
|------------------------|------------|-----------|----------|-----------------|-------------|---------|-------------|
| 2570                   | 50         | 0.2       | RMS      | 2586.75         | -46.25      | Pass    | 601         |



**1.103. LTE Band Edge(NTNV)(Subtest:103, Channel:21350, Bandwidth:20, Modulation:Q16, RB Number: 1, RB Position:MID)**

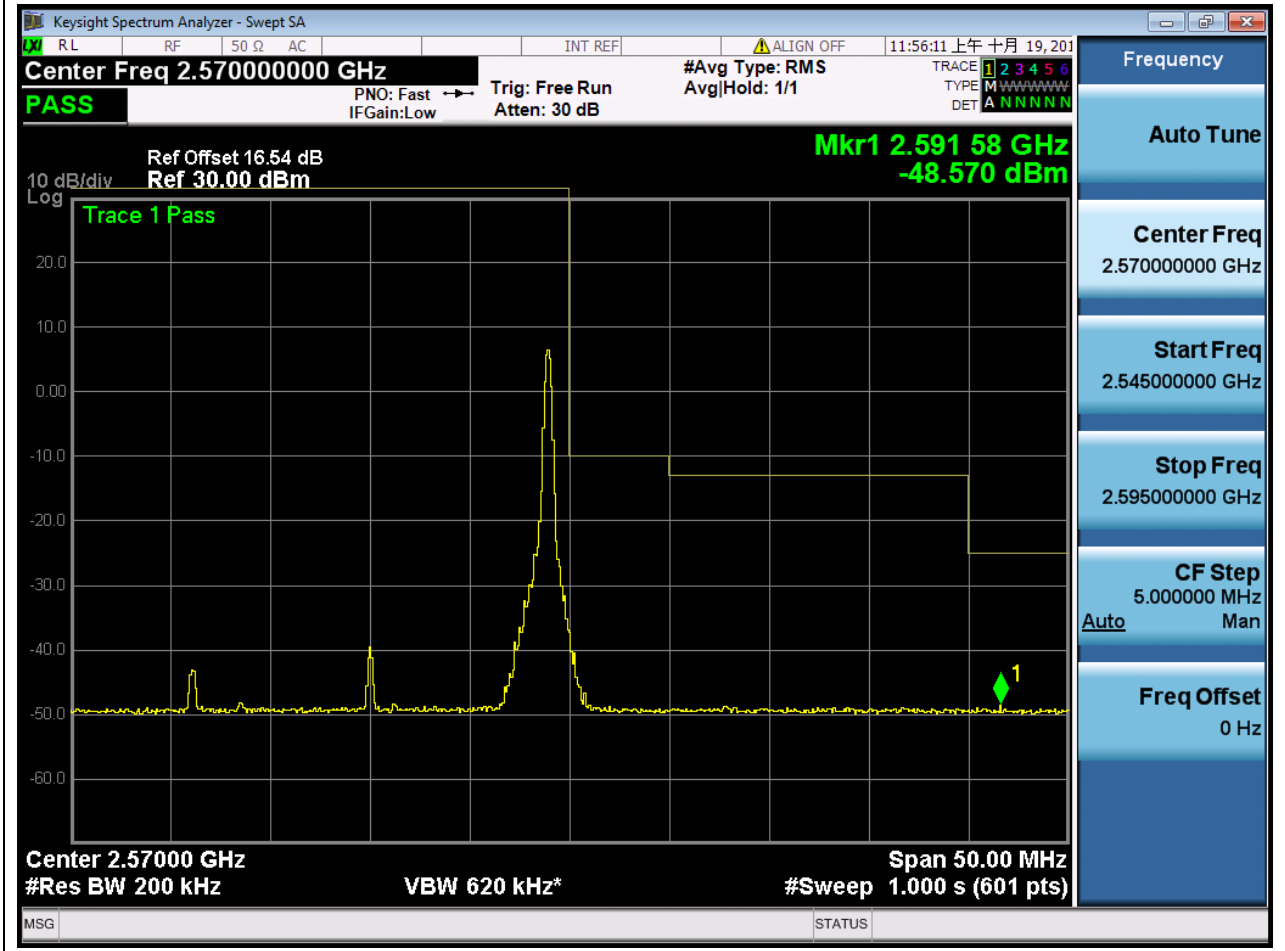
| Center Frequency (MHz) | Span (MHz) | RBW (MHz) | Detector | Frequency (MHz) | Power (dBm) | Verdict | Sweep Point |
|------------------------|------------|-----------|----------|-----------------|-------------|---------|-------------|
| 2570                   | 50         | 0.2       | RMS      | 2595            | -49.04      | Pass    | 601         |





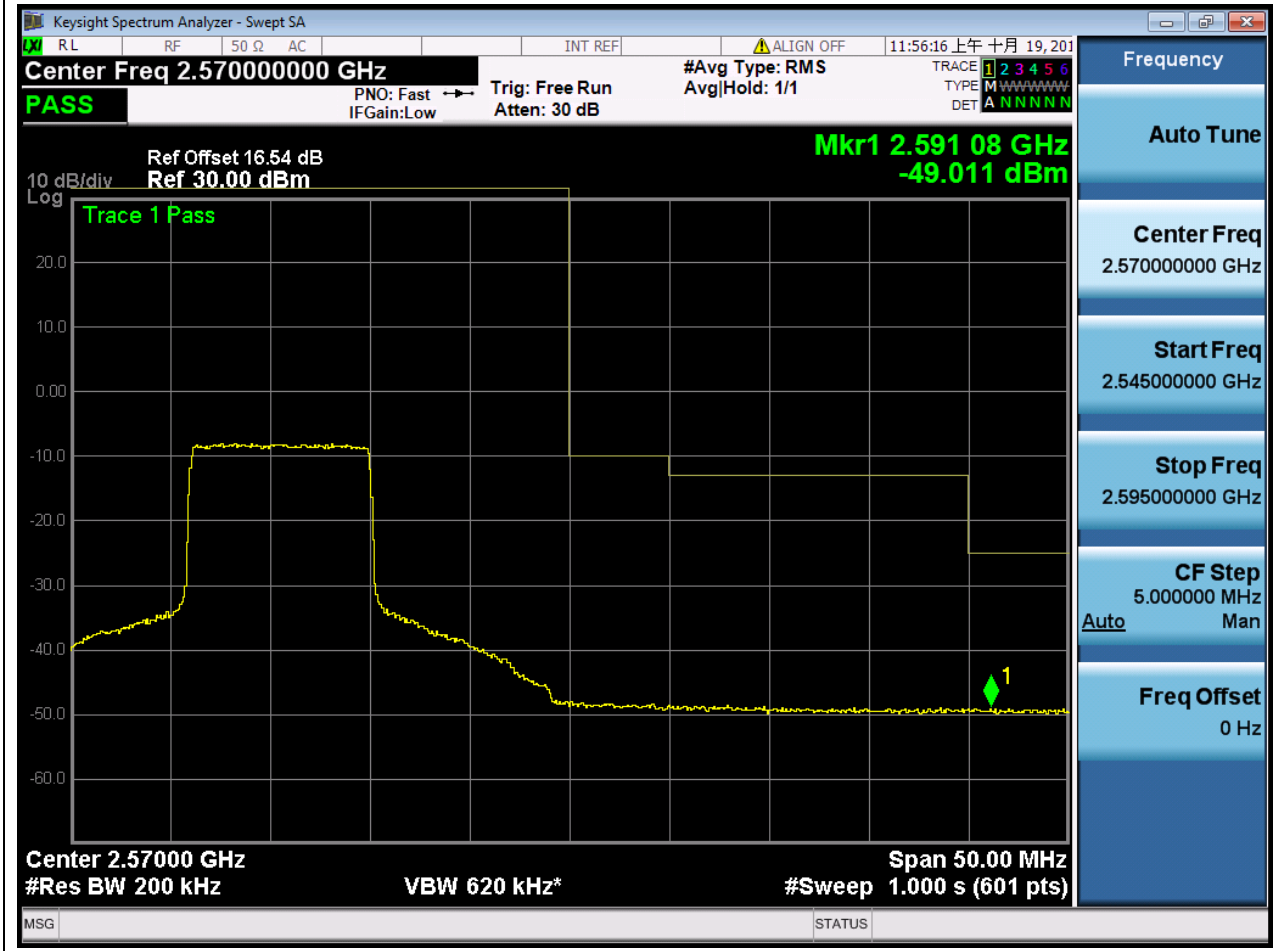
**1.104. LTE Band Edge(NTNV)(Subtest:104, Channel:21350, Bandwidth:20, Modulation:Q16, RB Number: 1, RB Position:HIGH)**

| Center Frequency (MHz) | Span (MHz) | RBW (MHz) | Detector | Frequency (MHz) | Power (dBm) | Verdict | Sweep Point |
|------------------------|------------|-----------|----------|-----------------|-------------|---------|-------------|
| 2570                   | 50         | 0.2       | RMS      | 2591.583        | -48.57      | Pass    | 601         |



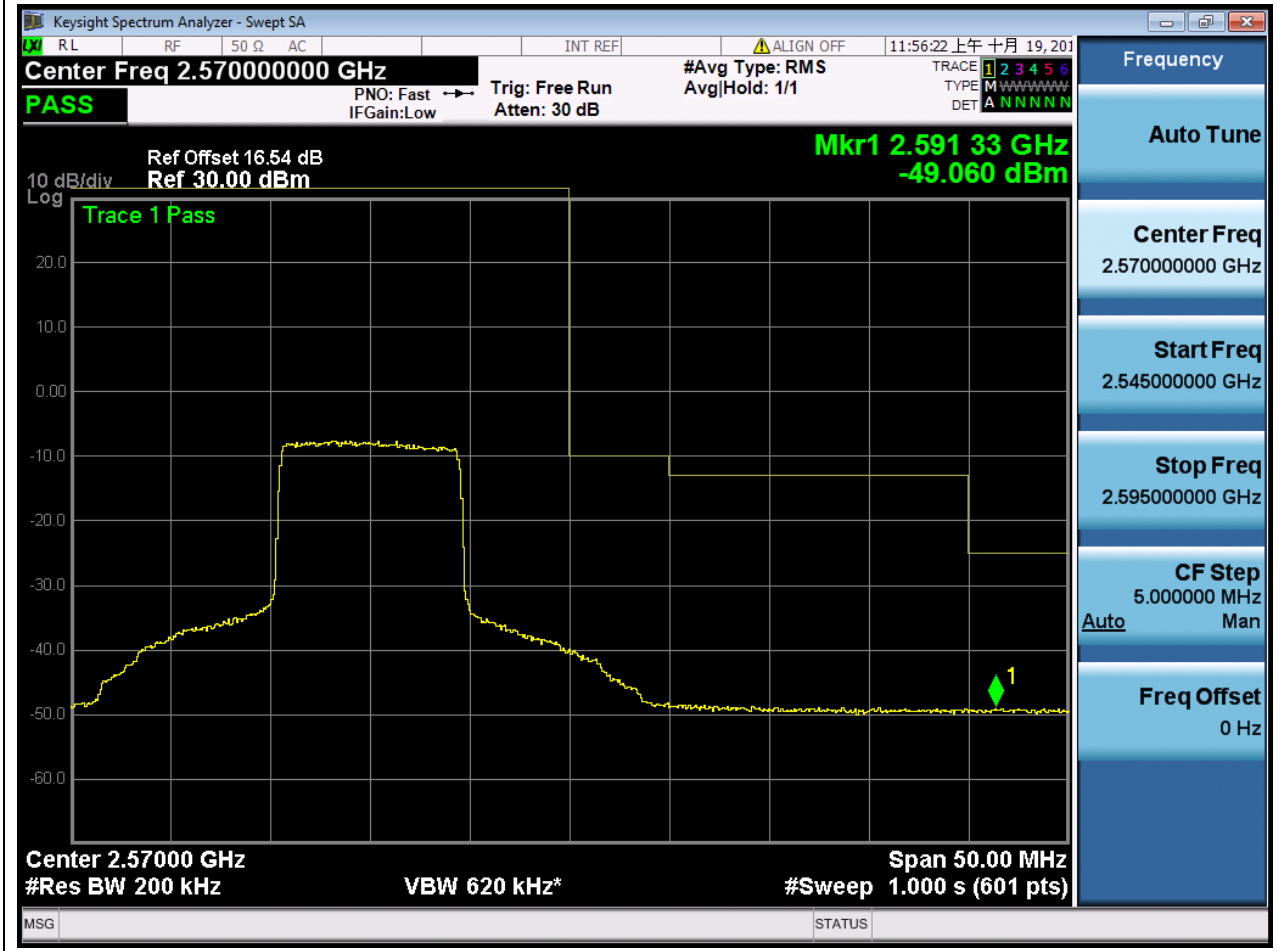
**1.105. LTE Band Edge(NTNV)(Subtest:105, Channel:21350, Bandwidth:20, Modulation:QPSK, RB Number: 50, RB Position:LOW)**

| Center Frequency (MHz) | Span (MHz) | RBW (MHz) | Detector | Frequency (MHz) | Power (dBm) | Verdict | Sweep Point |
|------------------------|------------|-----------|----------|-----------------|-------------|---------|-------------|
| 2570                   | 50         | 0.2       | RMS      | 2591.083        | -49.01      | Pass    | 601         |



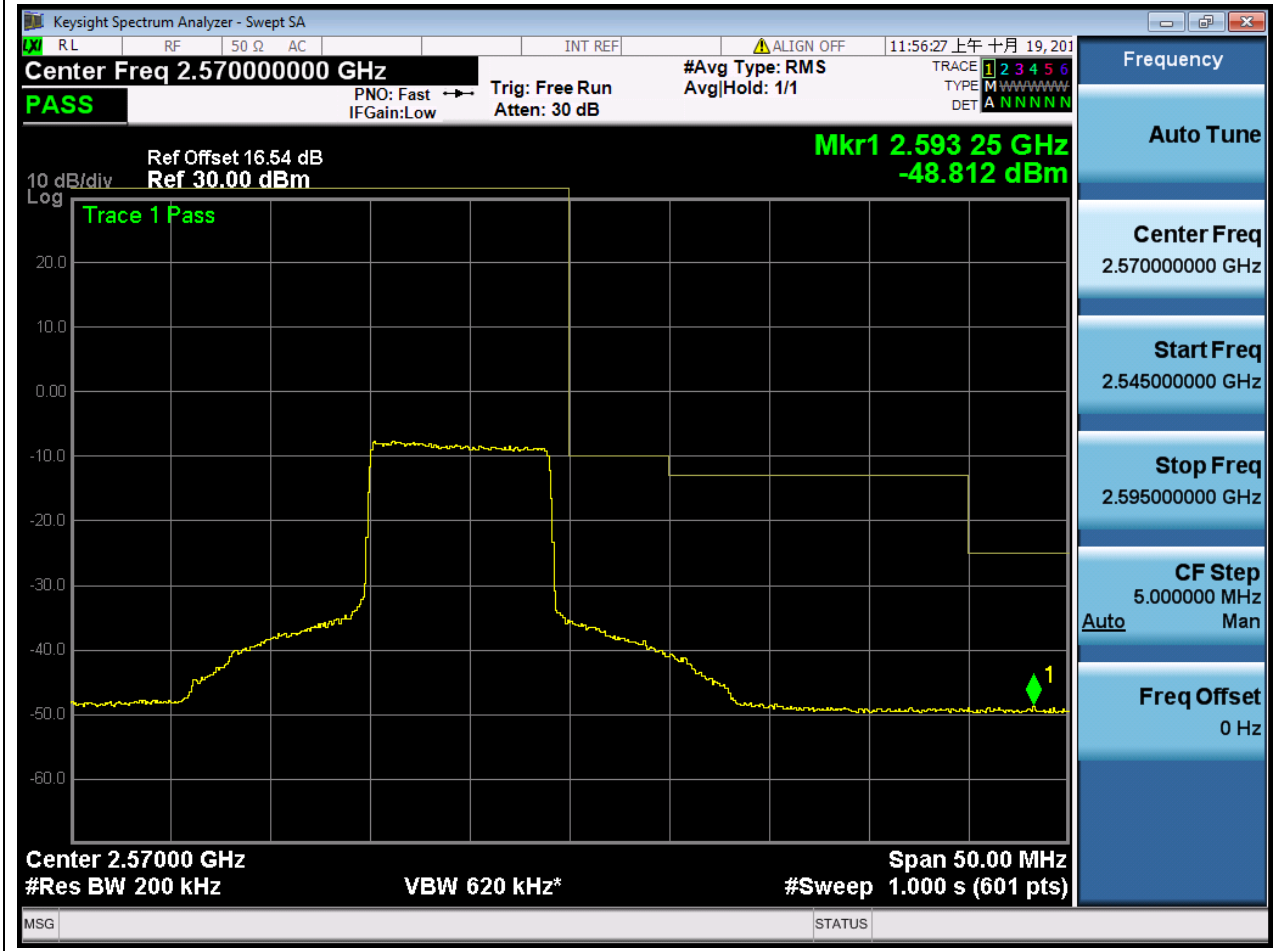
**1.106. LTE Band Edge(NTNV)(Subtest:106, Channel:21350, Bandwidth:20, Modulation:QPSK, RB Number: 50, RB Position:MID)**

| Center Frequency (MHz) | Span (MHz) | RBW (MHz) | Detector | Frequency (MHz) | Power (dBm) | Verdict | Sweep Point |
|------------------------|------------|-----------|----------|-----------------|-------------|---------|-------------|
| 2570                   | 50         | 0.2       | RMS      | 2591.333        | -49.06      | Pass    | 601         |



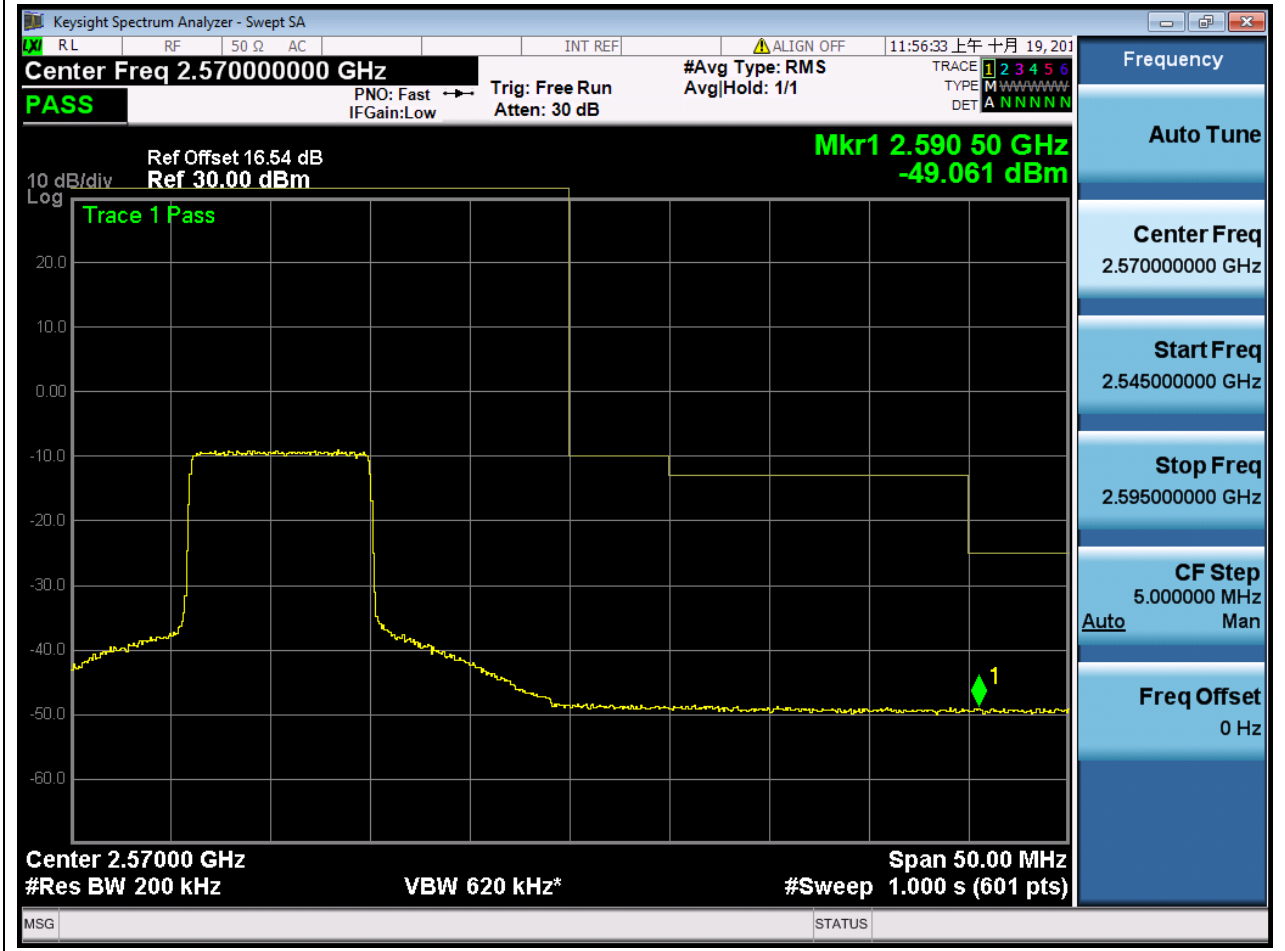
**1.107. LTE Band Edge(NTNV)(Subtest:107, Channel:21350, Bandwidth:20, Modulation:QPSK, RB Number: 50, RB Position:HIGH)**

| Center Frequency (MHz) | Span (MHz) | RBW (MHz) | Detector | Frequency (MHz) | Power (dBm) | Verdict | Sweep Point |
|------------------------|------------|-----------|----------|-----------------|-------------|---------|-------------|
| 2570                   | 50         | 0.2       | RMS      | 2593.25         | -48.81      | Pass    | 601         |



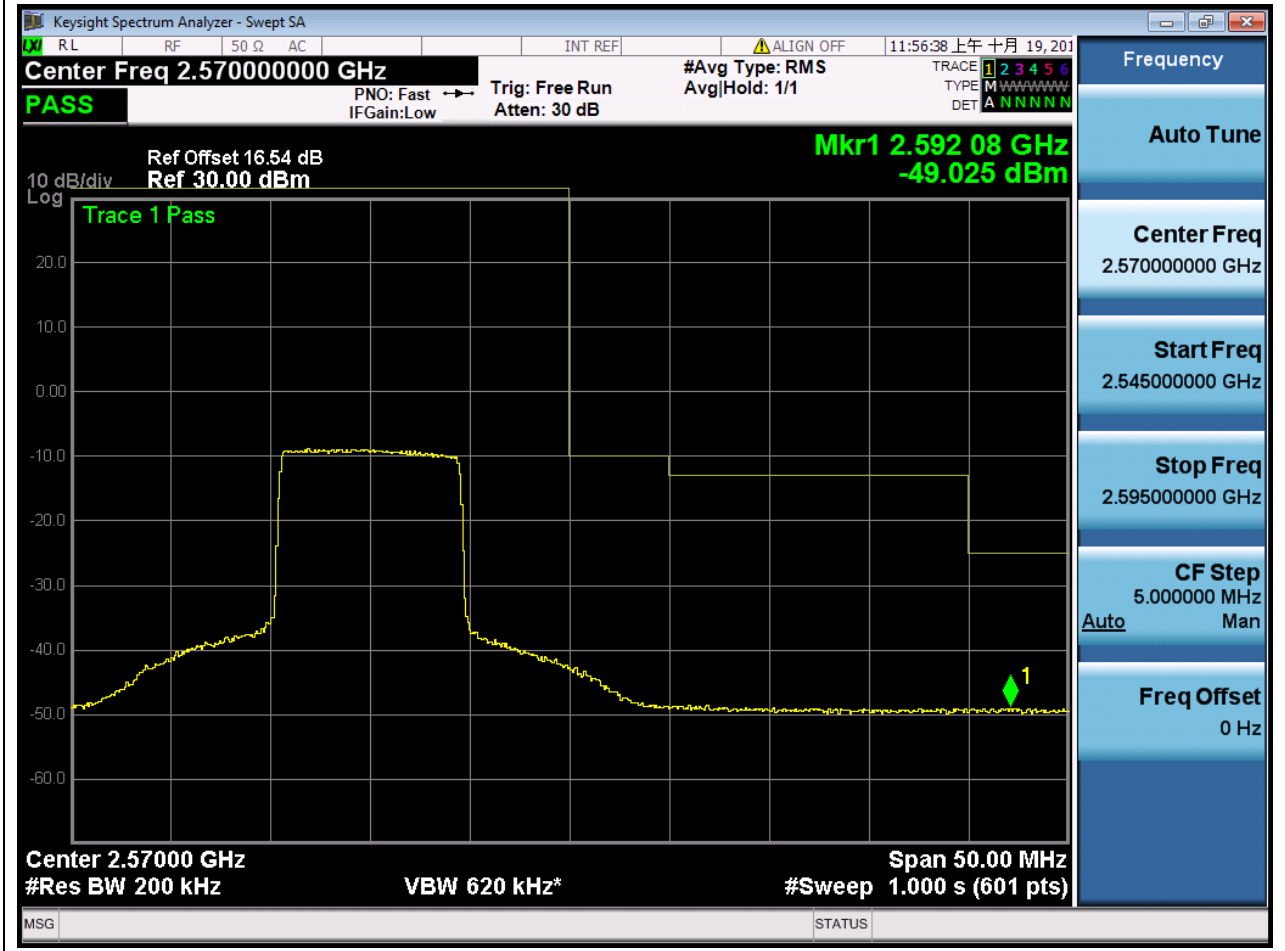
**1.108. LTE Band Edge(NTNV)(Subtest:108, Channel:21350, Bandwidth:20, Modulation:Q16, RB Number: 50, RB Position:LOW)**

| Center Frequency (MHz) | Span (MHz) | RBW (MHz) | Detector | Frequency (MHz) | Power (dBm) | Verdict | Sweep Point |
|------------------------|------------|-----------|----------|-----------------|-------------|---------|-------------|
| 2570                   | 50         | 0.2       | RMS      | 2590.5          | -49.06      | Pass    | 601         |



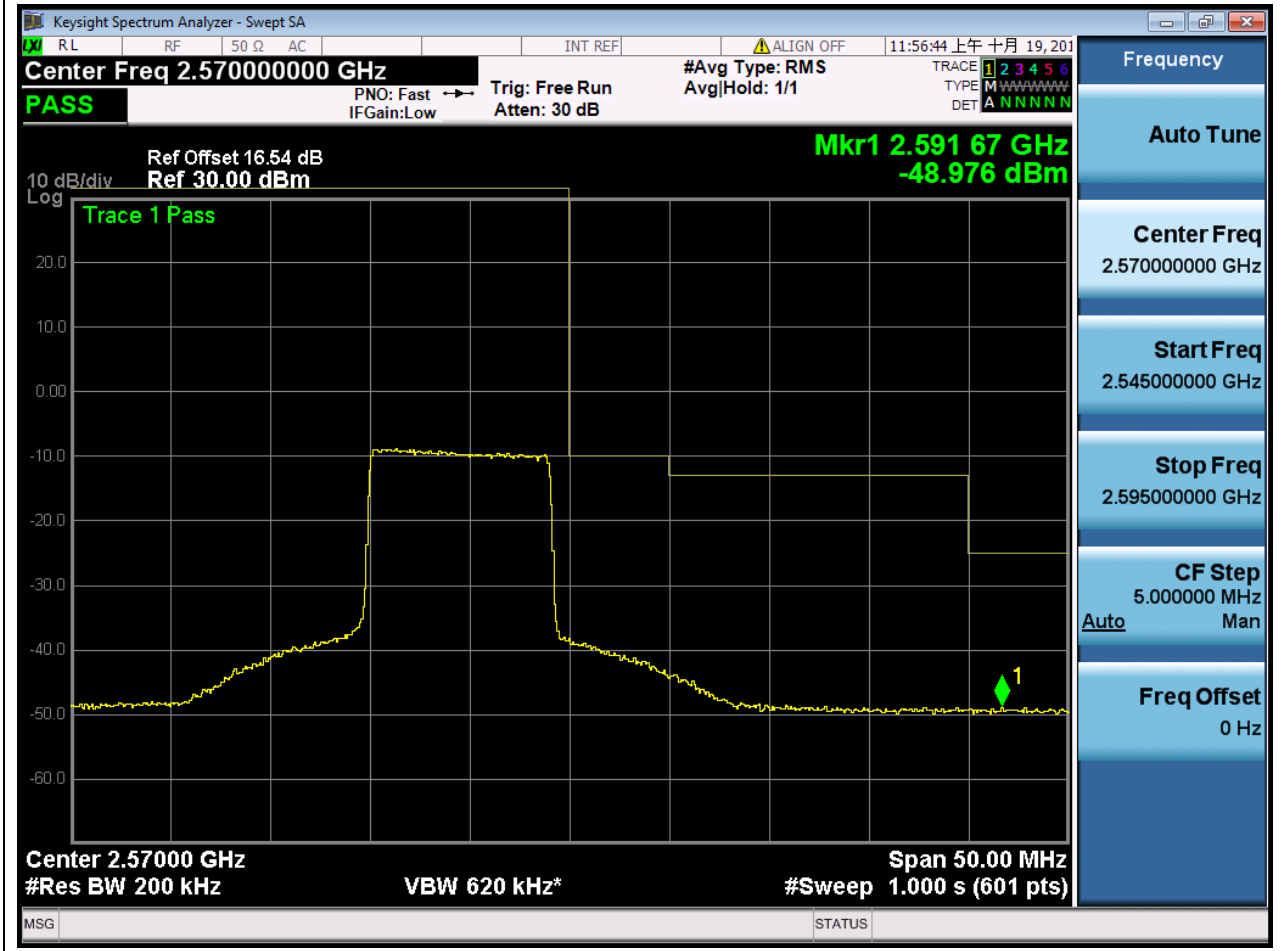
**1.109. LTE Band Edge(NTNV)(Subtest:109, Channel:21350, Bandwidth:20, Modulation:Q16, RB Number: 50, RB Position:MID)**

| Center Frequency (MHz) | Span (MHz) | RBW (MHz) | Detector | Frequency (MHz) | Power (dBm) | Verdict | Sweep Point |
|------------------------|------------|-----------|----------|-----------------|-------------|---------|-------------|
| 2570                   | 50         | 0.2       | RMS      | 2592.083        | -49.03      | Pass    | 601         |



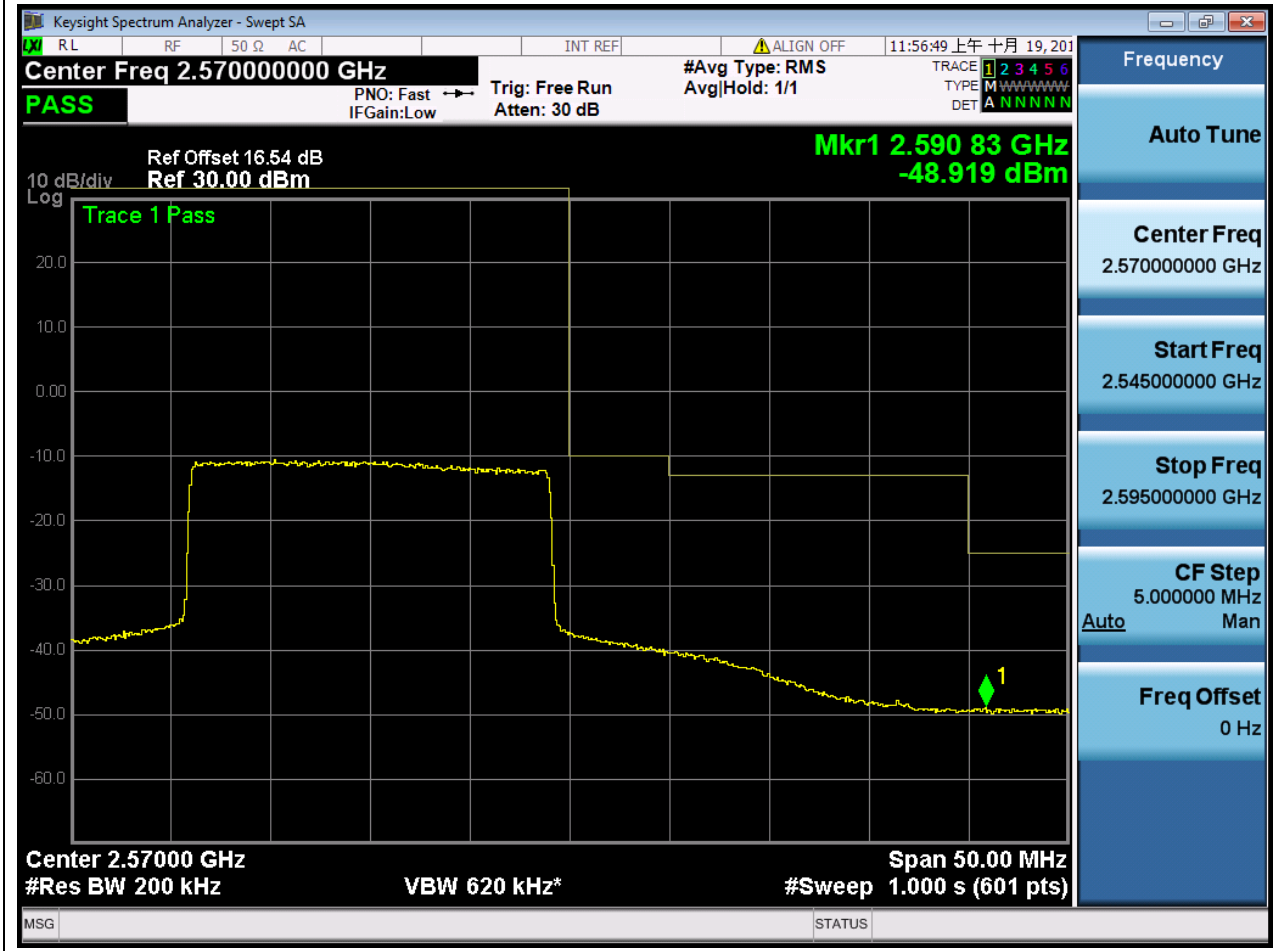
**1.110. LTE Band Edge(NTNV)(Subtest:110, Channel:21350, Bandwidth:20, Modulation:Q16, RB Number: 50, RB Position:HIGH)**

| Center Frequency (MHz) | Span (MHz) | RBW (MHz) | Detector | Frequency (MHz) | Power (dBm) | Verdict | Sweep Point |
|------------------------|------------|-----------|----------|-----------------|-------------|---------|-------------|
| 2570                   | 50         | 0.2       | RMS      | 2591.667        | -48.98      | Pass    | 601         |



**1.111. LTE Band Edge(NTNV)(Subtest:111, Channel:21350, Bandwidth:20, Modulation:QPSK, RB Number: 100, RB Position:LOW)**

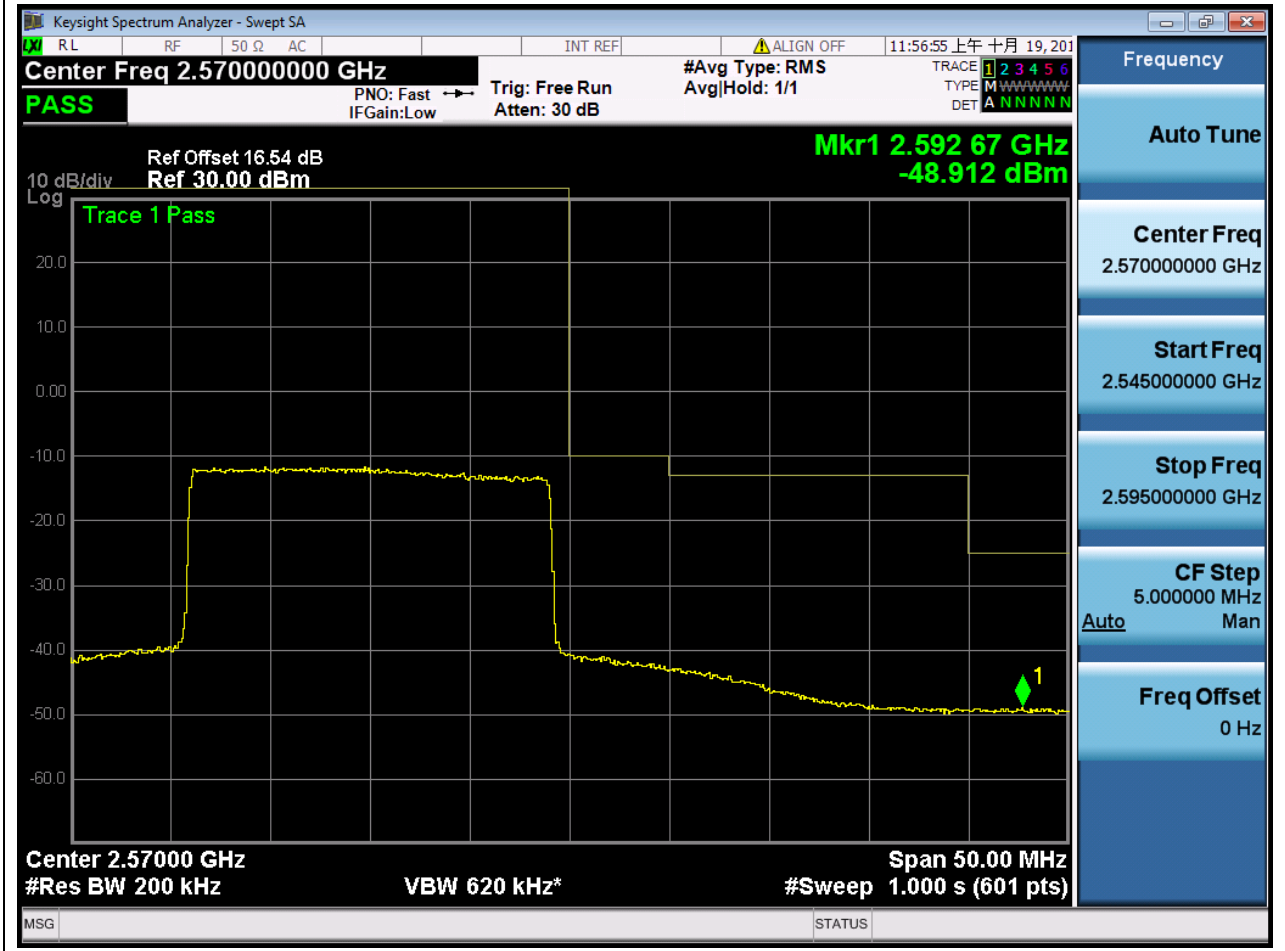
| Center Frequency (MHz) | Span (MHz) | RBW (MHz) | Detector | Frequency (MHz) | Power (dBm) | Verdict | Sweep Point |
|------------------------|------------|-----------|----------|-----------------|-------------|---------|-------------|
| 2570                   | 50         | 0.2       | RMS      | 2590.833        | -48.92      | Pass    | 601         |





**1.112. LTE Band Edge(NTNV)(Subtest:112, Channel:21350, Bandwidth:20, Modulation:Q16, RB Number: 100, RB Position:LOW)**

| Center Frequency (MHz) | Span (MHz) | RBW (MHz) | Detector | Frequency (MHz) | Power (dBm) | Verdict | Sweep Point |
|------------------------|------------|-----------|----------|-----------------|-------------|---------|-------------|
| 2570                   | 50         | 0.2       | RMS      | 2592.667        | -48.91      | Pass    | 601         |



END