


## EXHIBIT 2 - EUT EXTERNAL PHOTOGRAPHS


**EUT View 1**




**EUT View 2**



**EUT View 3**



**EUT View 4**








**EUT View 6**



**EUT View 7**



	 <p>A close-up photograph of the rear panel of a black electronic device. From left to right, it features two RCA output ports (one red, one white) labeled "RCA OUT PUT", a power input jack labeled "12V 1A" with a ground symbol, and a power switch labeled "POWER" with "ON" and "OFF" positions.</p>
<p><b>EUT View 8</b></p>	 <p>A top-down photograph of the device, which is a clear, rounded rectangular enclosure. A ruler is placed below the device for scale, showing measurements in centimeters. The device is placed on a blue surface.</p>