

### Test Setup Photographs for the CFSN-15S

#### 1. Radiated Emissions

##### 1.1. Configuration 1: Measurement 9 kHz-30 MHz

Photo 1




Photo 2



**Photo 3: EUT Laying**



1.2. Configuration 2: Measurement 30 MHz-1 GHz

Photo 4





Photo 5




**Photo 6: EUT Laying**




**Radiated Emissions (continued)**

1.3. Configuration 3: Measurement above 1 GHz


**Photo 7**



**Photo 8**




**Photo 9: : EUT Laying**



2. **Conducted test**

**Photo 10: Conducted Sample**



**Photo 11: Conducted Sample**

