

Annex 4: Test setup photographs 20-1-0127501T01a-A4


Number of pages:	6	Date of Report:	2022-May-05
Testing company:	CETECOM GmbH Im Teelbruch 116 45219 Essen Germany Tel. + 49 (0) 20 54 / 95 19-0 Fax: + 49 (0) 20 54 / 95 19-150	Applicant:	ElektronikSystem i Umeå AB
Product:	LoRa device		
Model:	EMS		
Type:	-		
FCC ID:	2ANX3-EMS01	IC:	26904-EMS01
Testing has been carried out in accordance with:	Title 47 CFR, Chapter I FCC Regulations, Subchapter A Subpart C: §15.247 (DTS) RSS-247, Issue2 — Digital Transmission Systems (DTSs), Frequency Hopping Systems (FHSs) and License-Exempt Local Area Network (LE-LAN) Devices Deviations, modifications or clarifications (if any) to above mentioned documents are written in each section under "Test method and limit".		

Table of Contents


1	Test setup photographs	3
1.1	Radiated measurements < 30 MHz	3
1.2	Radiated measurements 30 MHz – 1 GHz	4
1.3	Radiated measurements > 1 GHz	5
1.4	Conducted measurements	6

1 Test setup photographs

1.1 Radiated measurements < 30 MHz




Photograph 1: EUT Test Setup in the semi anechoic chamber, overview




Photograph 2: EUT Test Setup in the semi anechoic chamber, overview

1.2 Radiated measurements 30 MHz – 1 GHz



Photograph 3: EUT Test Setup in the semi anechoic chamber, close up view




Photograph 4: EUT Test Setup in the semi anechoic chamber, overview

1.3 Radiated measurements > 1 GHz




Photograph 5: EUT Test Setup in the fully anechoic chamber, close up view



Photograph 6: EUT Test Setup in the fully anechoic chamber, overview

1.4 Conducted measurements



Photograph 7: EUT Setup for conducted measurement

End of Annex 4