


## ANNEX A: TEST SET-UP PHOTOGRAPHS




180488\_radio\_01.JPG: Test setup – radiated test in anechoic chamber

## ANNEX A: TEST SET-UP PHOTOGRAPHS



180488\_radio\_02.JPG: Test setup – radiated test in anechoic chamber

## ANNEX A: TEST SET-UP PHOTOGRAPHS



180488\_radio\_03.JPG: Test setup – radiated test in anechoic chamber




**ANNEX A: TEST SET-UP PHOTOGRAPHS**



180488\_radio\_04.JPG: Test setup – radiated test on open area test site

## ANNEX A: TEST SET-UP PHOTOGRAPHS



180488\_radio\_05.JPG: Test setup – radiated test in anechoic chamber

**ANNEX A: TEST SET-UP PHOTOGRAPHS**



180488\_radio\_06.JPG: Test setup – radiated test in anechoic chamber



## ANNEX A: TEST SET-UP PHOTOGRAPHS



180488\_radio\_08: Test setup – conducted emissions on power supply lines