



ANNEX A: TEST SET-UP PHOTOGRAPHS



170475_02.JPG: Test setup – radiated test in anechoic chamber

ANNEX A: TEST SET-UP PHOTOGRAPHS



170475_01.JPG: Test setup – radiated test in anechoic chamber

ANNEX A: TEST SET-UP PHOTOGRAPHS




170475_03.JPG: Test setup – radiated test in anechoic chamber

ANNEX A: TEST SET-UP PHOTOGRAPHS




170475_04.JPG: Test setup – radiated test on open area test site

ANNEX A: TEST SET-UP PHOTOGRAPHS




170475_38.JPG: Test setup – radiated test in anechoic chamber

ANNEX A: TEST SET-UP PHOTOGRAPHS



170475_06.JPG: Test setup – radiated test in anechoic chamber

ANNEX A: TEST SET-UP PHOTOGRAPHS



170475_77.JPG: Test setup – radiated test in anechoic chamber

ANNEX A: TEST SET-UP PHOTOGRAPHS



170475_09: Test setup – conducted emissions on power supply lines