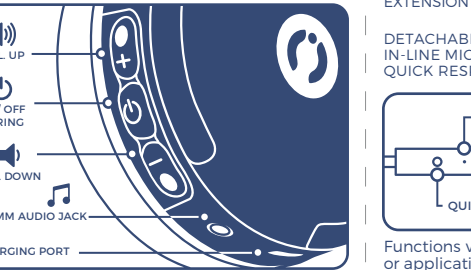


INCLUDES:
 IMPULSE 2.PRO Headphones
 Padded Protective Soft Case
 Micro USB Charging Cable
 Audio Cable
 User Manual & Warranty

IMPULSE 2^{PRO}
 Wireless On-Ear Headphones

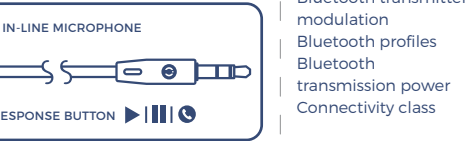
User Manual and Warranty

FEATURES STORY



VINTAGE TREATED HEADBAND WITH EXTENSION BAR

DETACHABLE CABLE WITH IN-LINE MICROPHONE AND QUICK RESPONSE BUTTON



Functions vary depending on your phone, tablet or application.

PRODUCT SPECIFICATIONS

Bluetooth 4.2
 Bluetooth transmitter frequency range 2.402-2.480 GHz
 Bluetooth transmitter modulation GFSK $\pi/4$ DQPSK
 Bluetooth profiles A2DP, AVCTP, AVDTP, HFP, AVRCP
 Bluetooth transmission power 4 dBm maximum
 Connectivity class Bluetooth Class 2 (10 meter)
 High performance driver 2 x ϕ 40 mm

Amplifier power 2*20 mW
 Frequency response 20 Hz-20 kHz
 Sensitivity 105 +/- 3 dB at 1kHz
 input power 50 mW
 Standard input power 30 mW
 Impedance 32 Ω
 Signal to noise ratio > 94 dB
 Charging method Micro USB charging
 Battery type Lithium-ion polymer battery
 Battery capacity 300 mAh
 Play time 15 hours, volume at 70%
 Recharge time 2 hours
 Dimensions 174 x 174 x 75 mm

OPERATE YOUR HEADPHONES

Bluetooth Connection
 Devices with Bluetooth 4.2 wireless technology equipped computers, smartphones, and MP3 players.
 To use Bluetooth for your audio connection, first pair IMPULSE 2.PRO with your audio source (music player, smartphone, laptop or other Bluetooth equipped device that can act as audio source). Make sure IMPULSE 2.PRO is fully charged and turn it on by press and hold the **Power** button for **3 seconds**. Once the power is turned on, IMPULSE 2.PRO is in Bluetooth pairing mode. You can hear a voice notification - "Power on, pairing" and the LED indicator is blinking in red / blue quickly. Make sure Bluetooth is enabled

Battery Charging
 Please use the cable provided to recharge the headphones. It will take 2-2.5 hours to fully charged.

Wired Connection
 IMPULSE 2.PRO has a 3.5mm audio in jack. If there is no Bluetooth source available or if you simply prefer a wired connection, you can connect your IMPULSE 2.PRO directly to your audio source using a stereo male 3.5mm connection.

IMPULSE 2.PRO headphones comes with audio cable included. Control and talk functions vary depending on your phone, tablet or application.

on your audio source and in a few moments "MUVEACOUSTICS: IMPULSE 2.PRO" will appear on your list of possible Bluetooth connections. Press "pair" or "connect" on your device and after the connection is made, the LED indicator will turn to steady blue and you can hear "Connected". Then your device is paired.

From now on, when you turn on IMPULSE 2.PRO, it will automatically search for the last Bluetooth device it was paired with.

While there is no pairing with Bluetooth device within 5 minutes, IMPULSE 2.PRO will turn off automatically with a voice notification - "Power off" and you need to switch on again for further use.

OPERATIONAL GUIDANCE

Function	Button	Audio	LED
Phone call in progress	N/A	N/A	Blue light flashing thrice every 3 seconds
Power on the headphone	Press and hold the Power button for 3 seconds	Power On	Blue light goes on for 1 second
Standby (not connected with smartphone)	N/A	Pairing	Red / blue light flashing
Standby (connected with smartphone)	N/A	N/A	Steady blue light
Playing	N/A	N/A	Blue light flashing once every 5 seconds

Redialling Press the Power button twice Last Number Redial N/A

Incoming call Press the Power button once with tone Blue light flashing thrice every 3 seconds

End a call Press the Power button once with tone N/A

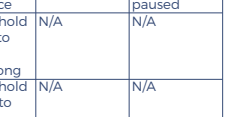
Refuse incoming call Press and hold the Power button for 2 seconds with tone N/A

Battery level is low N/A Battery Low N/A

Function	Button	Audio	LED
Increase volume	Press and release the "+" button quickly	with maximum volume alert	N/A
Decrease volume	Press and release the "-" button quickly	N/A	N/A
Play / pause	Press the Play/Pause button once	N/A	Blue light steady when paused
Previous song	Press and hold "-" button to skip to previous song	N/A	N/A
Next song	Press and hold "+" button to skip to next song	N/A	N/A

JOIN THE COMMUNITY

Sign up now for
 • special offers
 • events
 • contests
 • access to new products launch



www.muveacoustics.com/community



Thank you for trusting MuveAcoustics with delivering you excellence in sound. We encourage you to connect with us and become a part of our community!

SCAN THE QR CODE YOU WILL FIND INSIDE. SHARE WITH US YOUR PRODUCT EXPERIENCE.

www.muveacoustics.com



MUVEACOUSTICS®
SOUND THAT INSPIRES



MuveAcoustics



muveacoustics_



MuveAcoustics

SAFETY INSTRUCTIONS

Warnings

- Contains small parts which may be a choking hazard. Not suitable for children under age three.
- Set a low volume setting before using the headphones.
- Long-term exposure to loud music or sounds may cause hearing damage. It is best to avoid high volume levels when using these headphones, especially for extended periods.
- Do not use these headphones when operating a motor vehicle, a bicycle, machinery or where your inability to hear outside sounds may present a danger to you or others.

Cautions

- Using these headphones limits your ability to hear

noises around you, regardless of listening volume. Please use caution when using these headphones.

- Do not drop, sit on, or allow the headphones to be immersed in water.



This symbol indicates that this product shall not be treated as household waste. Instead it shall be handed over to the applicable collection point for the recycling of electrical and electronic equipment.



Unsuitable for children under three years because it might, for instance, contain small parts.



To prevent possible hearing damage, do not listen at high volume levels for long periods.



The input voltage to the product is 5V 1A. In order to charge the product in safe manner and reliable conditions, please only adopt certified appropriate charger/ adapter for charging the product. Only charge the product at ambient temperatures between 10 deg °C / 50 deg °F and 40 deg °C / 104 deg °F. Do not heat above 70 deg °C / 158 deg °F, eg. Do not expose to sunlight or throw into fire. Switch off the product after use. Please note that we won't take any responsibility for any wrong operation (eg. Voltage higher than 5V) as this may result in severe injury or loss of property, and we cannot control the operating process during the time the user using

this product. In extreme cases, abuse or misuse of Lithium battery pack can lead to explosion, heat generation, fire development or smoke development.

FCC Statement

NOTE: This equipment has been tested and found to comply with the limits for a Class B digital device, pursuant to part 15 of the FCC Rules. These limits are designed to provide reasonable protection against harmful interference in a residential installation. This equipment generates uses and can radiate radio frequency energy and, if not installed and used in accordance with the instructions, may cause harmful interference to radio communications. However, there is no guarantee that interference

will not occur in a particular installation. If this equipment does cause harmful interference to radio or television reception, which can be determined by turning the equipment off and on, the user is encouraged to try to correct the interference by one or more of the following measures:

- Reorient or relocate the receiving antenna.
- Increase the separation between the equipment and receiver.
- Connect the equipment into an outlet on a circuit different from that to which the receiver is connected.
- Consult the dealer or an experienced radio/TV technician for help.

Changes or modifications not expressly approved

by the party responsible for compliance could void the user's authority to operate the equipment. This device complies with Part 15 of the FCC Rules. Operation is subject to the following two conditions: (1) this device may not cause harmful interference, and (2) this device must accept any interference received, including interference that may cause undesired operation.

This device has been tested and complies with part 15 of the FCC rules.
FCC ID: 2ANVW-MA-1600

MUVEACOUSTICS® ONE-YEAR LIMITED WARRANTY

MUVEACOUSTICS IMPULSE 2.PRO headphones have been subjected to a thorough series of tests to ensure the highest level of dependability. It is unlikely that you will experience any problem, but if a defect should become apparent during the use of this product, MUVEACOUSTICS warrants to the original purchaser that this product will be free from defects in material and workmanship for a period of 12 months from the date of your original purchase from an authorized dealer. If a defect covered by this warranty occurs, MUVEACOUSTICS, at its option, will repair or replace the product purchase at no repair charge (postage charges will apply). If a

replacement is necessary and your product is no longer available, a comparable product may be substituted at the sole discretion of MUVEACOUSTICS.

This warranty does not cover normal wear and tear, abusive use or misuse, modification, tampering or by any other cause not related to either materials or workmanship. This warranty does not apply to product used for any industrial, professional or commercial purposes.

CUSTOMER SERVICES



For service on any defective under 12 months warranty policy, please contact Consumer Support.



Email: consumersupport@zeeva.com

Keep all relevant information for future reference

Distributed by
Zeeva International Limited.
All Rights Reserved.

Suite 1006C-8, 10th Floor,
Exchange Tower, 33 Wang Chiu Road,
Kowloon Bay, Hong Kong

www.zeeva.com

TBC
1804103