

2020.06.30 R7

PO:20200406

663 mm(W)

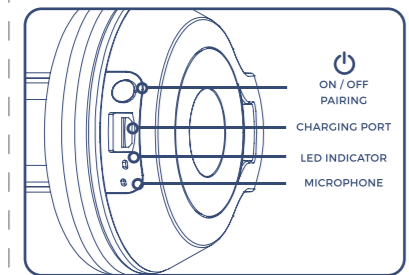
PMS 281 U

INCLUDES:  
FOCUS Headphones  
Micro USB Charging Cable  
User Manual & Warranty

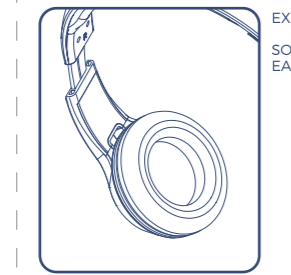
**FOCUS**  
Wireless On-Ear Headphones

User Manual and Warranty  
MA-1525

FEATURES STORY



FEATURES STORY



PRODUCT SPECIFICATIONS

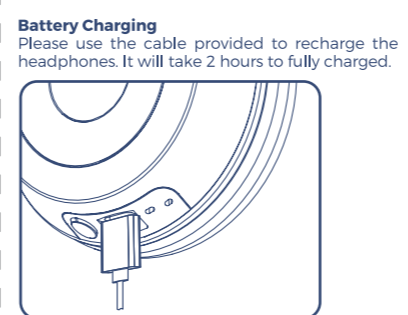
Bluetooth  
Bluetooth profiles  
Connectivity class  
High performance driver  
Frequency response  
Sensitivity  
Impedance  
Charging method  
Battery type  
Battery capacity  
Play time  
Recharge time  
Dimensions

OPERATE YOUR HEADPHONES

**Bluetooth Connection**  
To use Bluetooth for your audio connection, first pair FOCUS with your audio source (music player, smartphone, laptop or other Bluetooth equipped device that can act as audio source). Make sure FOCUS is fully charged and turn it on by press and hold the **Power** button for **3 seconds**.  
Once the power is turned on, FOCUS is in Bluetooth pairing mode and the LED indicator is blinking in red / blue. You can hear **Power On . Pairing**.

Make sure Bluetooth is enabled on your audio source and in a few moments 'MUVEACOUSTICS:FOCUS' will appear on your list of possible Bluetooth connections.  
Press 'pair' or 'connect' on your device and after the connection is made, the LED indicator will blink blue and you can hear **Your device is connected**. Then your device is paired.  
From now on, when you turn on FOCUS, it will automatically search for the last Bluetooth device it was paired with.  
While there is no pairing with Bluetooth

device within 5 minutes. FOCUS will turn off automatically with **Power Off** notification and you need to switch on again for further use.



OPERATIONAL GUIDANCE

Function	Button	Audio	LED
Turn On & the pairing mode	Press and hold the On/Off button for 3 second	Power On Pairing Your device is connected	Red/Blue light flashing Blue light flashing
Pairing success			
Play / pause	Press the On/Off button once	N/A	Blue light flashing slowly
Turn Off	Press and hold the On/Off button for 3 second	Power Off	LED lights turn off

OPERATIONAL GUIDANCE

Function	Button	Audio	LED
Incoming call	Press the On/Off button once	with tone	N/A
Phone call in progress	N/A	N/A	N/A
End a call	Press the On/Off button once	N/A	N/A
Refuse incoming call	Press and hold the On/Off button for 2 seconds	N/A	N/A
Redialling (last call)	Press the On/Off button twice	N/A	N/A

OPERATIONAL GUIDANCE

Function	Button	Audio	LED
Battery level is low	N/A	Battery Low	RED light flashing twice every 5 seconds
Battery charging mode	N/A	N/A	Red light goes on constantly
Battery has been fully charged	N/A	N/A	LED indicator turns Off
Disconnect Bluetooth connection	N/A	Your device is disconnected	Red/Blue light flashing

JOIN THE COMMUNITY

Sign up now for  
· special offers  
· events  
· contests  
· access to new products launch

www.muveacoustics.com/community

封面 (cover) 封底 (back cover)

55 mm(H)

Thank you for trusting MUVEACOUSTICS with delivering you excellence in sound. We encourage you to connect with us and become a part of our community!  
SCAN THE QR CODE YOU WILL FIND INSIDE. SHARE WITH US YOUR PRODUCT EXPERIENCE.



MuveAcoustics  
muveacoustics\_  
MuveAcoustics

SAFETY INSTRUCTIONS

**Warnings**  
• Contains small parts which may be a choking hazard. Not suitable for children under age three.  
• Set a low volume setting before using the headphones.  
• Long-term exposure to loud music or sounds may cause hearing damage. It is best to avoid high volume levels when using these headphones, especially for extended periods.  
• Do not use these headphones when operating a motor vehicle, a bicycle, machinery or where your inability to hear outside sounds may present a danger to you or others.  
**Cautions**  
• Using these headphones limits your ability to hear

noises around you, regardless of listening volume. Please use caution when using these headphones.  
• Do not drop, sit on, or allow the headphones to be immersed in water.  
⌚ This symbol indicates that this product shall not be treated as household waste. Instead it shall be handed over to the applicable collection point for the recycling of electrical and electronic equipment.  
🚫 Unsuitable for children under three years because it might, for instance, contain small parts.  
⚠️ To prevent possible hearing damage, do not listen at high volume levels for long periods.

⚠️ The input voltage to the product is 5V 1A. For your safety, please always use appropriate 5V input charger/Adapter to charge the product. DO NOT USE Quick Charging USB Adapter to charge the product, as it might damage the product. Only charge the product at ambient temperatures between 10 deg °C / 50 deg °F and 40 deg °C / 104 deg °F. Do not heat above 70 deg °C / 158 deg °F. eg. Do not expose to sunlight or throw into fire. Switch off the product after use. Please note that we won't take any responsibility for any wrong operation (eg. Voltage higher than 5V) as this may result in severe injury or loss of property, and we cannot control the operating process during

the time the user using this product. In extreme cases, abuse or misuse of Lithium battery pack can lead to explosion, heat generation, fire development or smoke development.  
**FCC Statement**  
NOTE: This equipment has been tested and found to comply with the limits for a Class B digital device, pursuant to part 15 of the FCC Rules. These limits are designed to provide reasonable protection against harmful interference in a residential installation. This equipment generates uses and can radiate radio frequency energy and, if not installed and used in accordance with the instructions, may cause harmful interference to radio

communications. However, there is no guarantee that interference will not occur in a particular installation. If this equipment does cause harmful interference to radio or television reception, which can be determined by turning the equipment off and on, the user is encouraged to try to correct the interference by one or more of the following measures:  
Reorient or relocate the receiving antenna.  
- Increase the separation between the equipment and receiver.  
- Connect the equipment into an outlet on a circuit different from that to which the receiver is connected.  
- Consult the dealer or an experienced radio/TV technician for help.

Changes or modifications not expressly approved by the party responsible for compliance could void the user's authority to operate the equipment. This device complies with Part 15 of the FCC Rules. Operation is subject to the following two conditions: (1) this device may not cause harmful interference, and (2) this device must accept any interference received, including interference that may cause undesired operation.



**MUVEACOUSTICS ONE-YEAR LIMITED WARRANTY**  
MUVEACOUSTICS FOCUS headphones have been subjected to a thorough series of tests to ensure the highest level of dependability. It is unlikely that you will experience any problem, but if a defect should become apparent during the use of this product, MUVEACOUSTICS warrants to the original purchaser that this product will be free from defects in material and workmanship for a period of 12 months from the date of your original purchase from an authorized dealer. If a defect covered by this

warranty occurs, MUVEACOUSTICS, at its option, will repair or replace the product purchase at no repair charge (postage charges will apply). If a replacement is necessary and your product is no longer available, a comparable product may be substituted at the sole discretion of MUVEACOUSTICS.  
This warranty does not cover normal wear and tear, abusive use or misuse, modification, tampering or by any other cause not related to either materials or workmanship. This warranty does not apply to product used for any industrial, professional or commercial purposes.

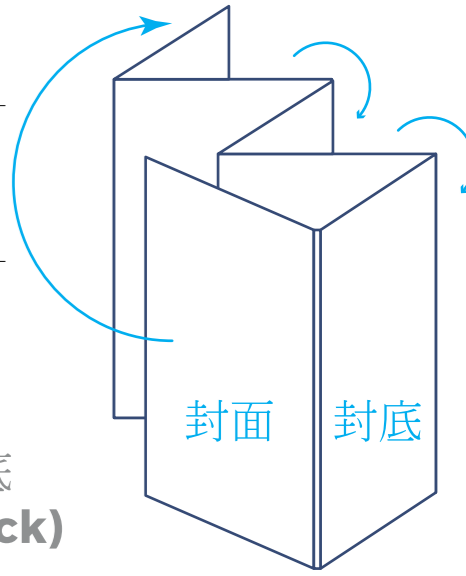
CUSTOMER SERVICES

For service on any defective under 12 months warranty policy, please contact Consumer Support.  
Email: consumersupport@zeeva.com  
Keep all relevant information for future reference  
Imported and distributed by Zeeva Electronics Private Limited. All rights reserved.  
901-902, Trade World C wing, Kamla Mill Compound, Senapati Bapat Marg, Lower Parel West, Mumbai-400013  
BN: 20200406

55 mm(W) 3 mm(W) thickness of booklet

面 (front)

底 (back)



摺法示意图

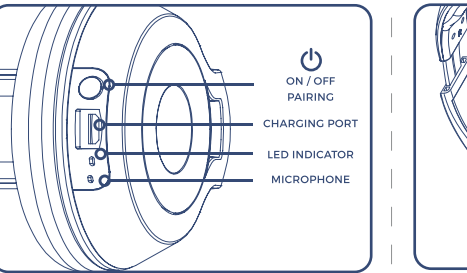
**INCLUDES:**  
 FOCUS Headphones  
 Micro USB Charging Cable  
 User Manual & Warranty

# FOCUS

Wireless On-Ear Headphones


User Manual and Warranty  
 MA-1525

## FEATURES STORY



ON / OFF PAIRING  
 CHARGING PORT  
 LED INDICATOR  
 MICROPHONE

## FEATURES STORY



EXTENSION BAR  
 SOFT & COMFY EAR CUSHIONS

## PRODUCT SPECIFICATIONS

Bluetooth	5.1
Bluetooth profiles	A2DP, HSP, HFP, AVRCP
Connectivity class	Bluetooth Class 2 (10 meter)
High performance driver	2 x Ø40 mm
Frequency response	20 Hz - 20 kHz
Sensitivity	105dB +/- 3dB at 1kHz
Impedance	32 Ω
Charging method	Micro USB charging
Battery type	Lithium-ion battery
Battery capacity	250 mAh
Play time	up to 8 hours (varies by volume level and audio content)
Recharge time	Approx. 2 hours
Dimensions	185 x 195 x 75 mm

## OPERATE YOUR HEADPHONES

### Bluetooth Connection

To use Bluetooth for your audio connection, first pair FOCUS with your audio source (music player, smartphone, laptop or other Bluetooth equipped device that can act as audio source). Make sure FOCUS is fully charged and turn it on by press and hold the **Power** button for **3 seconds**.

Once the power is turned on, FOCUS is in Bluetooth pairing mode and the LED indicator is blinking in red / blue. You can hear **Power On . Pairing**.

## OPERATIONAL GUIDANCE

Make sure Bluetooth is enabled on your audio source and in a few moments 'MUVEACOUSTICS:FOCUS' will appear on your list of possible Bluetooth connections.

Press 'pair' or 'connect' on your device and after the connection is made, the LED indicator will blink blue and you can hear **Your device is connected**. Then your device is paired.

From now on, when you turn on FOCUS, it will automatically search for the last Bluetooth device it was paired with.

While there is no pairing with Bluetooth

## OPERATIONAL GUIDANCE

Function	Button	Audio	LED
Turn On & the pairing mode	Press and hold the On/Off button for 3 second	Power On Pairing	Red/Blue light flashing
Pairing success	Press the On/Off button once	Your device is connected	Blue light flashing
Play / pause	Press the On/Off button once	N/A	Blue light flashing slowly
Turn Off	Press and hold the On/Off button for 3 second	Power Off	LED lights turn off

## OPERATIONAL GUIDANCE

Function	Button	Audio	LED
Incoming call	Press the On/Off button once	with tone	N/A
Phone call in progress	N/A	N/A	N/A
End a call	Press the On/Off button once	N/A	N/A
Refuse incoming call	Press and hold the On/Off button for 2 seconds	N/A	N/A
Redialling (last call)	Press the On/Off button twice	N/A	N/A

## OPERATIONAL GUIDANCE

Function	Button	Audio	LED
Battery level is low	N/A	Battery Low	RED light flashing twice every 5 seconds
Battery charging mode	N/A	N/A	Red light goes on constantly
Battery has been fully charged	N/A	N/A	LED indicator turns Off
Disconnect Bluetooth connection	N/A	Your device is disconnected	Red/Blue light flashing

## OPERATIONAL GUIDANCE

Function	Button	Audio	LED
Battery level is low	N/A	Battery Low	RED light flashing twice every 5 seconds
Battery charging mode	N/A	N/A	Red light goes on constantly
Battery has been fully charged	N/A	N/A	LED indicator turns Off
Disconnect Bluetooth connection	N/A	Your device is disconnected	Red/Blue light flashing

## OPERATIONAL GUIDANCE

Function	Button	Audio	LED
Battery level is low	N/A	Battery Low	RED light flashing twice every 5 seconds
Battery charging mode	N/A	N/A	Red light goes on constantly
Battery has been fully charged	N/A	N/A	LED indicator turns Off
Disconnect Bluetooth connection	N/A	Your device is disconnected	Red/Blue light flashing

## JOIN THE COMMUNITY

Sign up now for  
 • special offers  
 • events  
 • contests  
 • access to new products launch



[www.muveacoustics.com/community](http://www.muveacoustics.com/community)



Thank you for trusting MUVEACOUSTICS with delivering you excellence in sound. We encourage you to connect with us and become a part of our community!

**SCAN THE QR CODE YOU WILL FIND INSIDE. SHARE WITH US YOUR PRODUCT EXPERIENCE.**

www.muveacoustics.com



**MUVEACOUSTICS®**  
SOUND THAT INSPIRES



MuveAcoustics



muveacoustics\_



MuveAcoustics

## SAFETY INSTRUCTIONS

### Warnings

- Contains small parts which may be a choking hazard. Not suitable for children under age three.
- Set a low volume setting before using the headphones.
- Long-term exposure to loud music or sounds may cause hearing damage. It is best to avoid high volume levels when using these headphones, especially for extended periods.
- Do not use these headphones when operating a motor vehicle, a bicycle, machinery or where your inability to hear outside sounds may present a danger to you or others.

### Cautions

- Using these headphones limits your ability to hear

noises around you, regardless of listening volume. Please use caution when using these headphones.

- Do not drop, sit on, or allow the headphones to be immersed in water.



This symbol indicates that this product shall not be treated as household waste. Instead it shall be handed over to the applicable collection point for the recycling of electrical and electronic equipment.



Unsuitable for children under three years because it might, for instance, contain small parts.



To prevent possible hearing damage, do not listen at high volume levels for long periods.



The input voltage to the product is 5V 1A. For your safety, please always use appropriate 5V input charger/Adapter to charge the product. DO NOT USE Quick Charging USB Adapter to charge the product, as it might damage the product. Only charge the product at ambient temperatures between 10 deg °C / 50 deg °F and 40 deg °C / 104 deg °F. Do not heat above 70 deg °C / 158 deg °F, eg. Do not expose to sunlight or throw into fire. Switch off the product after use. Please note that we won't take any responsibility for any wrong operation (eg. Voltage higher than 5V) as this may result in severe injury or loss of property, and we cannot control the operating process during



the time the user using this product. In extreme cases, abuse or misuse of Lithium battery pack can lead to explosion, heat generation, fire development or smoke development.

### FCC Statement

NOTE: This equipment has been tested and found to comply with the limits for a Class B digital device, pursuant to part 15 of the FCC Rules. These limits are designed to provide reasonable protection against harmful interference in a residential installation. This equipment generates uses and can radiate radio frequency energy and, if not installed and used in accordance with the instructions, may cause harmful interference to radio

communications. However, there is no guarantee that interference will not occur in a particular installation. If this equipment does cause harmful interference to radio or television reception, which can be determined by turning the equipment off and on, the user is encouraged to try to correct the interference by one or more of the following measures:

- Reorient or relocate the receiving antenna.
- Increase the separation between the equipment and receiver.
- Connect the equipment into an outlet on a circuit different from that to which the receiver is connected.
- Consult the dealer or an experienced radio/TV technician for help.

Changes or modifications not expressly approved by the party responsible for compliance could void the user's authority to operate the equipment. This device complies with Part 15 of the FCC Rules. Operation is subject to the following two conditions: (1) this device may not cause harmful interference, and (2) this device must accept any interference received, including interference that may cause undesired operation.



FCC ID: ZANVW-MA-1525

## MUVEACOUSTICS ONE-YEAR LIMITED WARRANTY

MUVEACOUSTICS FOCUS headphones have been subjected to a thorough series of tests to ensure the highest level of dependability. It is unlikely that you will experience any problem, but if a defect should become apparent during the use of this product, MUVEACOUSTICS warrants to the original purchaser that this product will be free from defects in material and workmanship for a period of 12 months from the date of your original purchase from an authorized dealer. If a defect covered by this

warranty occurs,

MUVEACOUSTICS, at its option, will repair or replace the product purchase at no repair charge (postage charges will apply). If a replacement is necessary and your product is no longer available, a comparable product may be substituted at the sole discretion of MUVEACOUSTICS.

This warranty does not cover normal wear and tear, abusive use or misuse, modification, tampering or by any other cause not related to either materials or workmanship. This warranty does not apply to product used for any industrial, professional or commercial purposes.

## CUSTOMER SERVICES



For service on any defective under 12 months warranty policy, please contact Consumer Support.



Email: [consumersupport@zeeva.com](mailto:consumersupport@zeeva.com)

Keep all relevant information for future reference

Imported and distributed by Zeeva Electronics Private Limited. All rights reserved.

901-902, Trade World C wing  
Kamla Mill Compound,  
Senapati Bapat Marg,  
Lower Parel West,  
Mumbai-400013

BN: 20200406