

FCC Caution.

(1) § 15.19 Labelling requirements.

This device complies with part 15 of the FCC Rules. Operation is subject to the following two conditions: (1) This device may not cause harmful interference, and (2) this device must accept any interference received, including interference that may cause undesired operation.

§ 15.21 Changes or modification warning

Any Changes or modifications not expressly approved by the party responsible for compliance could void the user's authority to operate the equipment.

§ 15.105 Information to the user.

Note: This equipment has been tested and found to comply with the limits for a Class B digital device, pursuant to part 15 of the FCC Rules. These limits are designed to provide reasonable protection against harmful interference in a residential installation. This equipment generates uses and can radiate radio frequency energy and, if not installed and used in accordance with the instructions, may cause harmful interference to radio communications. However, there is no guarantee that interference will not occur in a particular installation. If this equipment does cause harmful interference to radio or television reception, which can be determined by turning the equipment off and on, the user is encouraged to try to correct the interference by one or more of the following measures:

- Reorient or relocate the receiving antenna.
- Increase the separation between the equipment and receiver.
- Connect the equipment into an outlet on a circuit different from that to which the receiver is connected.
- Consult the dealer or an experienced radio/TV technician for help.

This equipment complies with FCC radiation exposure limits set forth for an uncontrolled environment.

This equipment should be installed and operated with minimum distance 20cm between the radiator & your body.

尺寸:408x128mm

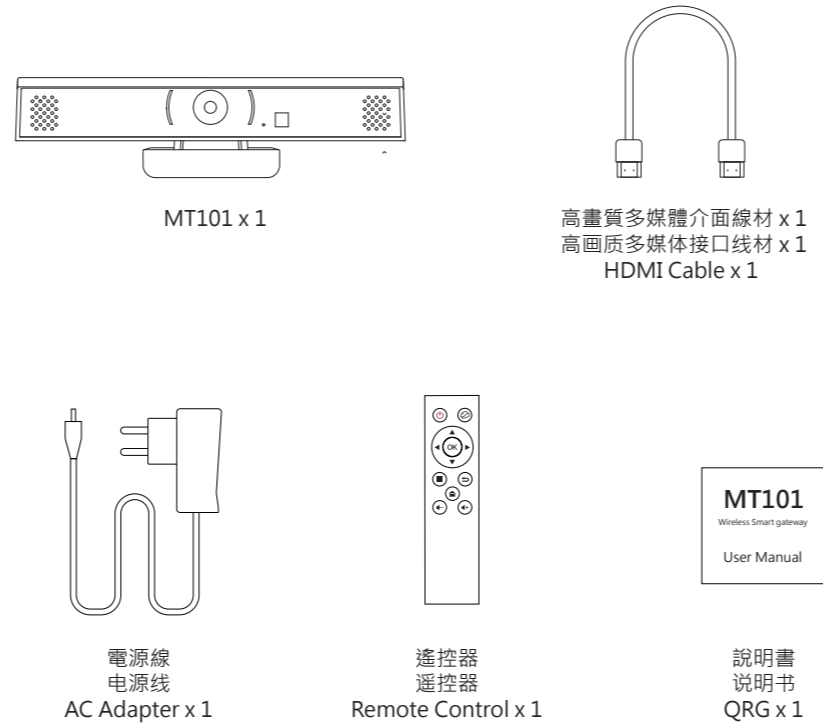
工艺:三折页(风琴折) 128克哑粉

TASHI

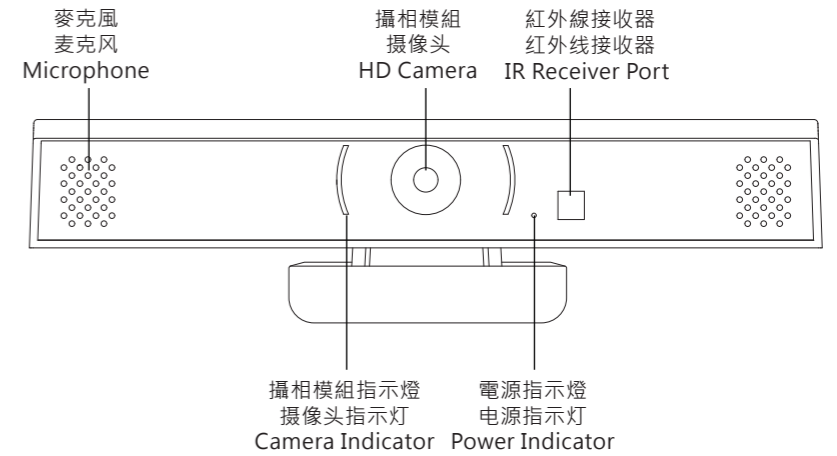
室內無線智能網關
室內无线智能网关
Wireless Smart Gateway

安裝說明
安装说明
Quick Reference Guide

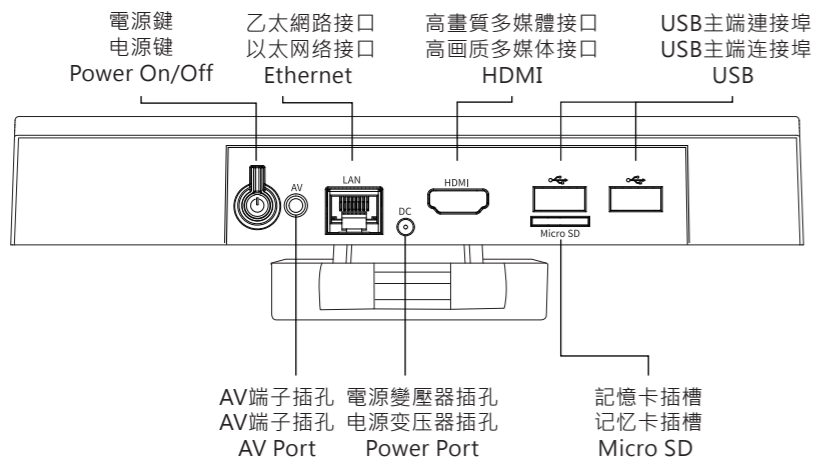
相關配件
相关配件
What's in the box



MT101主機介面概述
MT101主机接口概述
MT101 Overview

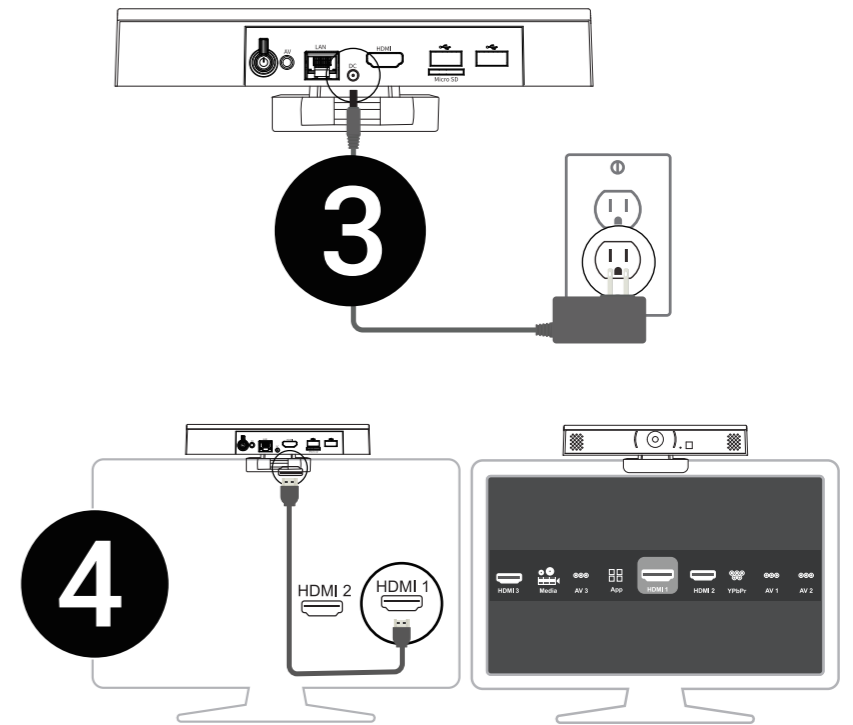
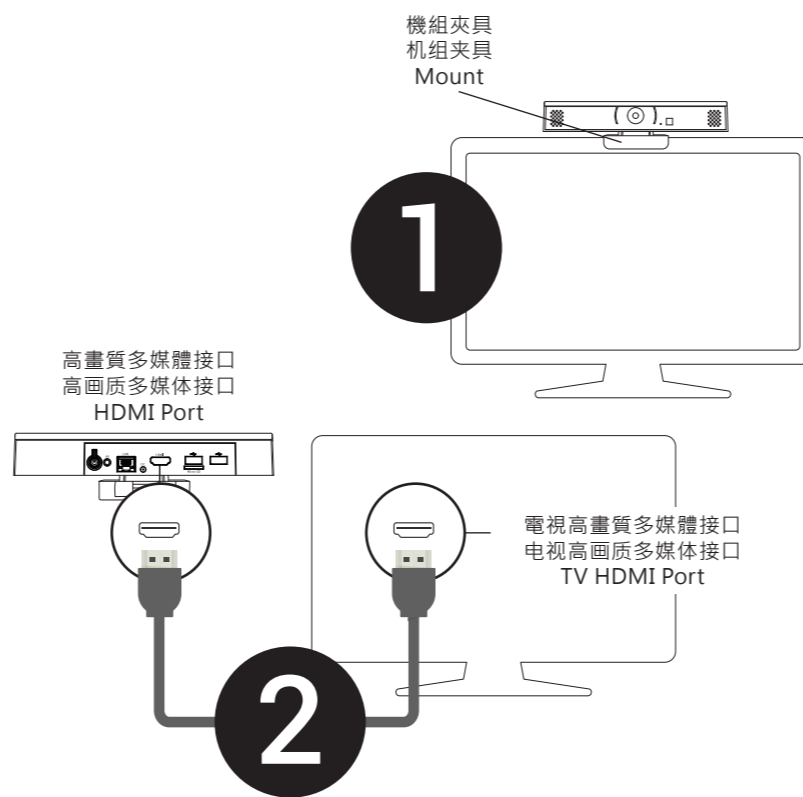


(Front)



(Back)

Easy Set-Up



在電視機的設定畫面選擇“輸入來源”即完成
在电视机的设定画面选择“节目源”即完成
Select “Input Source” on your TV to receive the output of MT101 and follow the prompts.