

Appendix B: Photographs




Figure B1. Conducted DUT




Figure B2. Radiated DUT




Figure B3. Radiated emission Setup – Low Range 30 to 1000MHz




Figure B4. Radiated emission Setup – High Range 1 to 18 GHz




Figure B5. Radiated emission Setup – High Range 18 to 26 GHz