

### FCC Report (WIFI)

**Applicant:** Shenzhen EEP Industrial Co.,Ltd.

**Address of Applicant:** No.11 Xinan Street,Wuhe Middle Road, Bantian Village,Buji Town, Shenzhen, China

**Manufacturer/Factory:** Shenzhen EEP Industrial Co.,Ltd.

**Address of Manufacturer/Factory:** No.11 Xinan Street,Wuhe Middle Road, Bantian Village,Buji Town, Shenzhen, China

**Equipment Under Test (EUT)**

Product Name: Smart WIFI touch switch

Model No.: TY-N1-01

Trade Mark: 

**FCC ID:** 2ANST-TYN101

**Applicable standards:** FCC CFR Title 47 Part 15 Subpart C Section 15.247

**Date of sample receipt:** November 01, 2018

**Date of Test:** November 02-15, 2018

**Date of report issued:** November 16, 2018

**Test Result :** PASS \*

\* In the configuration tested, the EUT complied with the standards specified above.

Authorized Signature:



**Robinson Lo**

**Laboratory Manager**

This results shown in this test report refer only to the sample(s) tested, this test report cannot be reproduced, except in full, without prior written permission of the company. The report would be invalid without specific stamp of test institute and the signatures of compiler and approver.

## 2 Version

| Version No. | Date              | Description |
|-------------|-------------------|-------------|
| 00          | November 16, 2018 | Original    |
|             |                   |             |
|             |                   |             |
|             |                   |             |
|             |                   |             |

Prepared By:

*Bill. Yuan*

Date:

November 16, 2018

\_\_\_\_\_  
**Project Engineer**

Check By:

*Robinson*

Date:

November 16, 2018

\_\_\_\_\_  
**Reviewer**

## 3 Contents

|   | Page |
|---|------|
| 1 COVER PAGE .....                        | 1    |
| 2 VERSION .....                           | 2    |
| 3 CONTENTS .....                          | 3    |
| 4 TEST SUMMARY .....                      | 4    |
| 5 GENERAL INFORMATION .....               | 5    |
| 5.1 GENERAL DESCRIPTION OF EUT .....      | 5    |
| 5.2 TEST MODE .....                       | 7    |
| 5.3 DESCRIPTION OF SUPPORT UNITS .....    | 7    |
| 5.4 TEST FACILITY .....                   | 7    |
| 5.5 TEST LOCATION .....                   | 7    |
| 6 TEST INSTRUMENTS LIST .....             | 8    |
| 7 TEST RESULTS AND MEASUREMENT DATA ..... | 10   |
| 7.1 ANTENNA REQUIREMENT .....             | 10   |
| 7.2 CONDUCTED EMISSIONS .....             | 11   |
| 7.3 CONDUCTED PEAK OUTPUT POWER .....     | 14   |
| 7.4 CHANNEL BANDWIDTH .....               | 15   |
| 7.5 POWER SPECTRAL DENSITY .....          | 19   |
| 7.6 BAND EDGES .....                      | 23   |
| 7.6.1 Conducted Emission Method .....     | 23   |
| 7.6.2 Radiated Emission Method .....      | 25   |
| 7.7 SPURIOUS EMISSION .....               | 29   |
| 7.7.1 Conducted Emission Method .....     | 29   |
| 7.7.2 Radiated Emission Method .....      | 33   |
| 8 TEST SETUP PHOTO .....                  | 47   |
| 9 EUT CONSTRUCTIONAL DETAILS .....        | 49   |

## 4 Test Summary

| Test Item                        | Section in CFR 47 | Result |
|----------------------------------|-------------------|--------|
| Antenna requirement              | 15.203/15.247 (c) | Pass   |
| AC Power Line Conducted Emission | 15.207            | Pass   |
| Conducted Peak Output Power      | 15.247 (b)(3)     | Pass   |
| Channel Bandwidth                | 15.247 (a)(2)     | Pass   |
| Power Spectral Density           | 15.247 (e)        | Pass   |
| Band Edge                        | 15.247(d)         | Pass   |
| Spurious Emission                | 15.205/15.209     | Pass   |

*Remark: Test according to ANSI C63.10:2013.*

*Pass: The EUT complies with the essential requirements in the standard.*

### Measurement Uncertainty

| Test Item                        | Frequency Range | Measurement Uncertainty | Notes |
|----------------------------------|-----------------|-------------------------|-------|
| Radiated Emission                | 9kHz ~ 30MHz    | ± 4.54dB                | (1)   |
| Radiated Emission                | 30MHz ~ 1000MHz | ± 5.34dB                | (1)   |
| Radiated Emission                | 1GHz ~ 26.5GHz  | ± 5.34dB                | (1)   |
| AC Power Line Conducted Emission | 0.15MHz ~ 30MHz | ± 3.44dB                | (1)   |

Note (1): The measurement uncertainty is for coverage factor of k=2 and a level of confidence of 95%.

## 5 General Information

### 5.1 General Description of EUT

|                        |   |
|------------------------|---|
| Product Name:          | Smart WIFI touch switch   |
| Model No.:             | TY-N1-01  |
| Test sample(s) ID:     | GTS201811000008-1   |
| Sample(s) Status:      | Engineer sample   |
| Serial No.:            | 6953598181719   |
| Hardware version:      | DR-TY-U_N3-A V4.2   |
| Software version:      | dCcpArk7oVo97gUu  |
| Operation Frequency:   | 2412MHz~2462MHz(802.11b/802.11g/802.11n(HT20))  |
| Channel numbers:       | 802.11b/802.11g /802.11n(HT20): 11  |
| Channel separation:    | 5MHz  |
| Modulation technology: | 802.11b: Direct Sequence Spread Spectrum (DSSS)<br>802.11g/802.11n(H20):<br>Orthogonal Frequency Division Multiplexing (OFDM) |
| Antenna Type:          | PCB Antenna   |
| Antenna gain:          | 0dBi(declare by applicant)  |
| Power supply:          | AC 120V,60Hz  |

| Operation Frequency each of channel |           |         |           |         |           |         |           |
|-------------------------------------|-----------|---------|-----------|---------|-----------|---------|-----------|
| Channel                             | Frequency | Channel | Frequency | Channel | Frequency | Channel | Frequency |
| 1                                   | 2412MHz   | 4       | 2427MHz   | 7       | 2442MHz   | 10      | 2457MHz   |
| 2                                   | 2417MHz   | 5       | 2432MHz   | 8       | 2447MHz   | 11      | 2462MHz   |
| 3                                   | 2422MHz   | 6       | 2437MHz   | 9       | 2452MHz   | X       |           |

Note:

In section 15.31(m), regards to the operating frequency range over 10 MHz, the Lowest frequency, the middle frequency, and the highest frequency of channel were selected to perform the test, and the selected channel see below:

| Test channel    | Frequency (MHz)               |
|-----------------|-------------------------------|
|                 | 802.11b/802.11g/802.11n(HT20) |
| Lowest channel  | 2412MHz                       |
| Middle channel  | 2437MHz                       |
| Highest channel | 2462MHz                       |

## 5.2 Test mode

|   |  |
|---|--|
| Transmitting mode   | Keep the EUT in continuously transmitting mode |
| <i>Remark: During the test, the dutycycle &gt;98%, the test voltage was tuned from 85% to 115% of the nominal rated supply voltage, and found that the worst case was under the nominal rated supply condition. So the report just shows that condition's data.</i> |  |

|  |         |         |               |
|--|---------|---------|---------------|
| We have verified the construction and function in typical operation. All the test modes were carried out with the EUT in transmitting operation, which was shown in this test report and defined as follows: |         |         |               |
| Pre-scan all kind of data rate in lowest channel, and found the follow list which it was worst case.   |         |         |               |
| Mode   | 802.11b | 802.11g | 802.11n(HT20) |
| Data rate  | 1Mbps   | 6Mbps   | 6.5Mbps       |

## 5.3 Description of Support Units

| Manufacturer | Description             | Model | Serial Number |
|--------------|-------------------------|-------|---------------|
| Haibang      | Incandescent light bulb | E14S  | N/A           |

## 5.4 Test Facility

|  |
|--|
| <p>The test facility is recognized, certified, or accredited by the following organizations:</p> <ul style="list-style-type: none"> <li>● <b>FCC —Registration No.: 381383</b><br/>Global United Technology Services Co., Ltd., Shenzhen EMC Laboratory has been registered and fully described in a report filed with the (FCC) Federal Communications Commission. The acceptance letter from the FCC is maintained in files. Registration 381383, January 08, 2018.</li> <li>● <b>Industry Canada (IC) —Registration No.: 9079A-2</b><br/>The 3m Semi-anechoic chamber of Global United Technology Services Co., Ltd. has been registered by Certification and Engineering Bureau of Industry Canada for radio equipment testing with Registration No.: 9079A-2, August 15, 2016.</li> </ul> |
|--|

## 5.5 Test Location

|  |
|--|
| All tests were performed at:   |
| <p>Global United Technology Services Co., Ltd.<br/>Address: No. 301-309, 3/F., Jinyuan Business Building, No.2, Laodong Industrial Zone, Xixiang Road, Baoan District, Shenzhen, Guangdong, China 518102<br/>Tel: 0755-27798480<br/>Fax: 0755-27798960</p> |

## 6 Test Instruments list

| Radiated Emission: |                                     |                                |                             |               |                     |                         |
|--------------------|-------------------------------------|--------------------------------|-----------------------------|---------------|---------------------|-------------------------|
| Item               | Test Equipment                      | Manufacturer                   | Model No.                   | Inventory No. | Cal.Date (mm-dd-yy) | Cal.Due date (mm-dd-yy) |
| 1                  | 3m Semi- Anechoic Chamber           | ZhongYu Electron               | 9.2(L)*6.2(W)* 6.4(H)       | GTS250        | July. 03 2015       | July. 02 2020           |
| 2                  | Control Room                        | ZhongYu Electron               | 6.2(L)*2.5(W)* 2.4(H)       | GTS251        | N/A                 | N/A                     |
| 3                  | EMI Test Receiver                   | Rohde & Schwarz                | ESU26                       | GTS203        | June. 27 2018       | June. 26 2019           |
| 4                  | BiConiLog Antenna                   | SCHWARZBECK<br>MESS-ELEKTRONIK | VULB9163                    | GTS214        | June. 27 2018       | June. 26 2019           |
| 5                  | Double -ridged waveguide horn       | SCHWARZBECK<br>MESS-ELEKTRONIK | BBHA 9120 D                 | GTS208        | June. 27 2018       | June. 26 2019           |
| 6                  | Horn Antenna                        | ETS-LINDGREN                   | 3160                        | GTS217        | June. 27 2018       | June. 26 2019           |
| 7                  | EMI Test Software                   | AUDIX                          | E3                          | N/A           | N/A                 | N/A                     |
| 8                  | Coaxial Cable                       | GTS                            | N/A                         | GTS213        | June. 27 2018       | June. 26 2019           |
| 9                  | Coaxial Cable                       | GTS                            | N/A                         | GTS211        | June. 27 2018       | June. 26 2019           |
| 10                 | Coaxial cable                       | GTS                            | N/A                         | GTS210        | June. 27 2018       | June. 26 2019           |
| 11                 | Coaxial Cable                       | GTS                            | N/A                         | GTS212        | June. 27 2018       | June. 26 2019           |
| 12                 | Amplifier(100kHz-3GHz)              | HP                             | 8347A                       | GTS204        | June. 27 2018       | June. 26 2019           |
| 13                 | Amplifier(2GHz-20GHz)               | HP                             | 84722A                      | GTS206        | June. 27 2018       | June. 26 2019           |
| 14                 | Amplifier (18-26GHz)                | Rohde & Schwarz                | AFS33-18002<br>650-30-8P-44 | GTS218        | June. 27 2018       | June. 26 2019           |
| 15                 | Band filter                         | Amindeon                       | 82346                       | GTS219        | June. 27 2018       | June. 26 2019           |
| 16                 | Power Meter                         | Anritsu                        | ML2495A                     | GTS540        | June. 27 2018       | June. 26 2019           |
| 17                 | Power Sensor                        | Anritsu                        | MA2411B                     | GTS541        | June. 27 2018       | June. 26 2019           |
| 18                 | Wideband Radio Communication Tester | Rohde & Schwarz                | CMW500                      | GTS575        | June. 27 2018       | June. 26 2019           |
| 19                 | Splitter                            | Agilent                        | 11636B                      | GTS237        | June. 27 2018       | June. 26 2019           |
| 20                 | Loop Antenna                        | ZHINAN                         | ZN30900A                    | GTS534        | June. 27 2018       | June. 26 2019           |




| Conducted Emission |                          |                         |                      |               |                     |                         |
|--------------------|--------------------------|-------------------------|----------------------|---------------|---------------------|-------------------------|
| Item               | Test Equipment           | Manufacturer            | Model No.            | Inventory No. | Cal.Date (mm-dd-yy) | Cal.Due date (mm-dd-yy) |
| 1                  | Shielding Room           | ZhongYu Electron        | 7.3(L)x3.1(W)x2.9(H) | GTS252        | May.16 2014         | May.15 2019             |
| 2                  | EMI Test Receiver        | R&S                     | ESCI 7               | GTS552        | June. 27 2018       | June. 26 2019           |
| 3                  | Coaxial Switch           | ANRITSU CORP            | MP59B                | GTS225        | June. 27 2018       | June. 26 2019           |
| 4                  | Artificial Mains Network | SCHWARZBECK MESS        | NSLK8127             | GTS226        | June. 27 2018       | June. 26 2019           |
| 5                  | Coaxial Cable            | GTS                     | N/A                  | GTS227        | June. 27 2018       | June. 26 2019           |
| 6                  | EMI Test Software        | AUDIX                   | E3                   | N/A           | N/A                 | N/A                     |
| 7                  | Thermo meter             | KTJ                     | TA328                | GTS233        | June. 27 2018       | June. 26 2019           |
| 8                  | Absorbing clamp          | Elektronik-Feinmechanik | MDS21                | GTS229        | June. 27 2018       | June. 26 2019           |

| Conducted: |  |              |                  |            |                     |                         |
|------------|--|--------------|------------------|------------|---------------------|-------------------------|
| Item       | Test Equipment                                 | Manufacturer | Model No.        | Serial No. | Cal.Date (mm-dd-yy) | Cal.Due date (mm-dd-yy) |
| 1          | MXA Signal Analyzer                            | Agilent      | N9020A           | GTS566     | June. 27 2018       | June. 26 2019           |
| 2          | EMI Test Receiver                              | R&S          | ESCI 7           | GTS552     | June. 27 2018       | June. 26 2019           |
| 3          | Spectrum Analyzer                              | Agilent      | E4440A           | GTS533     | June. 27 2018       | June. 26 2019           |
| 4          | MXG vector Signal Generator                    | Agilent      | N5182A           | GTS567     | June. 27 2018       | June. 26 2019           |
| 5          | ESG Analog Signal Generator                    | Agilent      | E4428C           | GTS568     | June. 27 2018       | June. 26 2019           |
| 6          | USB RF Power Sensor                            | DARE         | RPR3006W         | GTS569     | June. 27 2018       | June. 26 2019           |
| 7          | RF Switch Box                                  | Shongyi      | RFSW3003328      | GTS571     | June. 27 2018       | June. 26 2019           |
| 8          | EMI Test Receiver                              | R&S          | ESCI 7           | GTS552     | June. 27 2018       | June. 26 2019           |
| 9          | Programmable Constant Temp & Humi Test Chamber | WEWON        | WHTH-150L-40-880 | GTS572     | June. 27 2018       | June. 26 2019           |

| General used equipment: |                                 |              |           |               |                     |                         |
|-------------------------|---------------------------------|--------------|-----------|---------------|---------------------|-------------------------|
| Item                    | Test Equipment                  | Manufacturer | Model No. | Inventory No. | Cal.Date (mm-dd-yy) | Cal.Due date (mm-dd-yy) |
| 1                       | Humidity/ Temperature Indicator | KTJ          | TA328     | GTS243        | June. 27 2018       | June. 26 2019           |
| 2                       | Barometer                       | ChangChun    | DYM3      | GTS255        | June. 27 2018       | June. 26 2019           |

## 7 Test results and Measurement Data

### 7.1 Antenna requirement

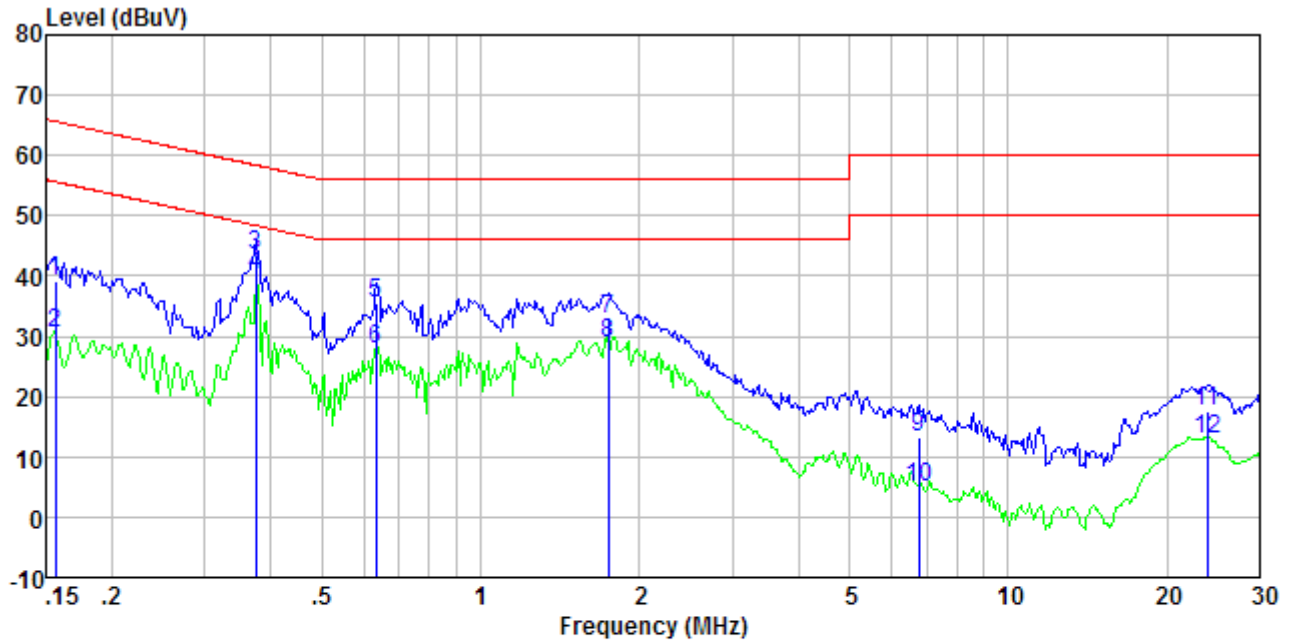
|  |                                     |
|--|-------------------------------------|
| <b>Standard requirement:</b>   | FCC Part15 C Section 15.203 /247(c) |
| <p><b>15.203 requirement:</b></p> <p>An intentional radiator shall be designed to ensure that no antenna other than that furnished by the responsible party shall be used with the device. The use of a permanently attached antenna or of an antenna that uses a unique coupling to the intentional radiator, the manufacturer may design the unit so that a broken antenna can be replaced by the user, but the use of a standard antenna jack or electrical connector is prohibited.</p> <p><b>15.247(c) (1)(i) requirement:</b></p> <p>(i) Systems operating in the 2400-2483.5 MHz band that is used exclusively for fixed. Point-to-point operations may employ transmitting antennas with directional gain greater than 6dBi provided the maximum conducted output power of the intentional radiator is reduced by 1 dB for every 3 dB that the directional gain of the antenna exceeds 6dBi.</p> |                                     |
| <b>EUT Antenna:</b>  |                                     |
| <p><i>The antenna is PCB antenna, the best case gain of the antennas are 0dBi.</i></p>    |                                     |

## 7.2 Conducted Emissions

| Test Requirement:     | FCC Part15 C Section 15.207  |                       |              |  |            |         |          |           |           |       |    |    |      |    |    |
|-----------------------|--|-----------------------|--------------|--|------------|---------|----------|-----------|-----------|-------|----|----|------|----|----|
| Test Method:          | ANSI C63.10:2013   |                       |              |  |            |         |          |           |           |       |    |    |      |    |    |
| Test Frequency Range: | 150KHz to 30MHz  |                       |              |  |            |         |          |           |           |       |    |    |      |    |    |
| Receiver setup:       | RBW=9KHz, VBW=30KHz, Sweep time=auto   |                       |              |  |            |         |          |           |           |       |    |    |      |    |    |
| Limit:                | <table border="1"> <thead> <tr> <th rowspan="2">Frequency range (MHz)</th> <th colspan="2">Limit (dBuV)</th> </tr> <tr> <th>Quasi-peak</th> <th>Average</th> </tr> </thead> <tbody> <tr> <td>0.15-0.5</td> <td>66 to 56*</td> <td>56 to 46*</td> </tr> <tr> <td>0.5-5</td> <td>56</td> <td>46</td> </tr> <tr> <td>5-30</td> <td>60</td> <td>50</td> </tr> </tbody> </table> <p>* Decreases with the logarithm of the frequency.</p>  | Frequency range (MHz) | Limit (dBuV) |  | Quasi-peak | Average | 0.15-0.5 | 66 to 56* | 56 to 46* | 0.5-5 | 56 | 46 | 5-30 | 60 | 50 |
| Frequency range (MHz) | Limit (dBuV)   |                       |              |  |            |         |          |           |           |       |    |    |      |    |    |
|                       | Quasi-peak   | Average               |              |  |            |         |          |           |           |       |    |    |      |    |    |
| 0.15-0.5              | 66 to 56*  | 56 to 46*             |              |  |            |         |          |           |           |       |    |    |      |    |    |
| 0.5-5                 | 56   | 46                    |              |  |            |         |          |           |           |       |    |    |      |    |    |
| 5-30                  | 60   | 50                    |              |  |            |         |          |           |           |       |    |    |      |    |    |
| Test setup:           | <p>Remark:<br/> E.U.T: Equipment Under Test<br/> LISN: Line Impedance Stabilization Network<br/> Test table height=0.8m</p>  |                       |              |  |            |         |          |           |           |       |    |    |      |    |    |
| Test procedure:       | <ol style="list-style-type: none"> <li>1. The E.U.T and simulators are connected to the main power through a line impedance stabilization network (L.I.S.N.). This provides a 50ohm/50uH coupling impedance for the measuring equipment.</li> <li>2. The peripheral devices are also connected to the main power through a LISN that provides a 50ohm/50uH coupling impedance with 50ohm termination. (Please refer to the block diagram of the test setup and photographs).</li> <li>3. Both sides of A.C. line are checked for maximum conducted interference. In order to find the maximum emission, the relative positions of equipment and all of the interface cables must be changed according to ANSI C63.10:2013 on conducted measurement.</li> </ol> |                       |              |  |            |         |          |           |           |       |    |    |      |    |    |
| Test Instruments:     | Refer to section 6.0 for details.  |                       |              |  |            |         |          |           |           |       |    |    |      |    |    |
| Test mode:            | Refer to section 5.2 for details.  |                       |              |  |            |         |          |           |           |       |    |    |      |    |    |
| Test voltage:         | AC 120V 60Hz   |                       |              |  |            |         |          |           |           |       |    |    |      |    |    |
| Test results:         | Pass   |                       |              |  |            |         |          |           |           |       |    |    |      |    |    |

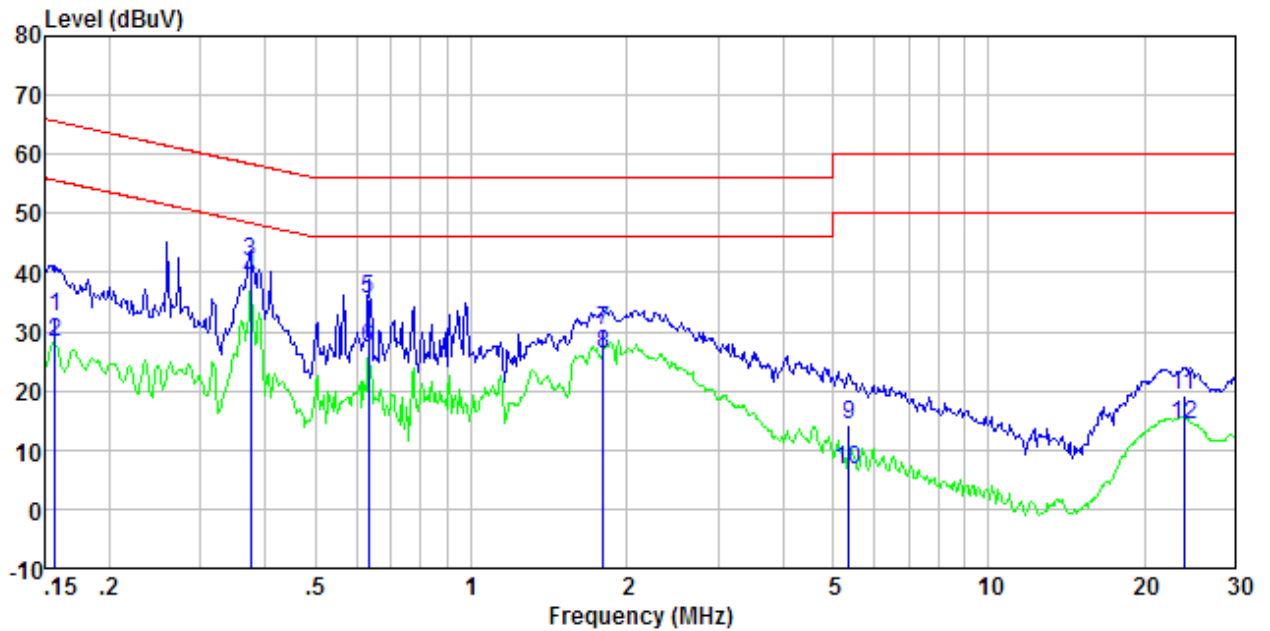
Measurement data

|                         |                          |                 |             |
|-------------------------|--------------------------|-----------------|-------------|
| <b>Mode:</b>            | <b>Transmitting mode</b> | <b>Test by:</b> | <b>Bill</b> |
| <b>Temp./Hum.(%RH):</b> | <b>26°C/56%RH</b>        | <b>Probe:</b>   | <b>Line</b> |



| Freq<br>MHz | Reading<br>level<br>dBuV | LISM/ISN<br>factor<br>dB/m | Cable<br>loss<br>dB | Level<br>dBuV | Limit<br>level<br>dBuV | Over<br>limit<br>dB | Remark  |
|-------------|--------------------------|----------------------------|---------------------|---------------|------------------------|---------------------|---------|
| 0.16        | 38.51                    | 0.40                       | 0.08                | 38.99         | 65.65                  | -26.66              | QP      |
| 0.16        | 30.09                    | 0.40                       | 0.08                | 30.57         | 55.65                  | -25.08              | Average |
| 0.38        | 43.09                    | 0.36                       | 0.10                | 43.55         | 58.39                  | -14.84              | QP      |
| 0.38        | 39.71                    | 0.36                       | 0.10                | 40.17         | 48.39                  | -8.22               | Average |
| 0.63        | 35.23                    | 0.28                       | 0.12                | 35.63         | 56.00                  | -20.37              | QP      |
| 0.63        | 27.41                    | 0.28                       | 0.12                | 27.81         | 46.00                  | -18.19              | Average |
| 1.74        | 32.32                    | 0.20                       | 0.17                | 32.69         | 56.00                  | -23.31              | QP      |
| 1.74        | 28.46                    | 0.20                       | 0.17                | 28.83         | 46.00                  | -17.17              | Average |
| 6.77        | 12.71                    | 0.20                       | 0.18                | 13.09         | 60.00                  | -46.91              | QP      |
| 6.77        | 4.42                     | 0.20                       | 0.18                | 4.80          | 50.00                  | -45.20              | Average |
| 23.89       | 17.07                    | 0.34                       | 0.23                | 17.64         | 60.00                  | -42.36              | QP      |
| 23.89       | 12.24                    | 0.34                       | 0.23                | 12.81         | 50.00                  | -37.19              | Average |

|                         |                          |                 |                |
|-------------------------|--------------------------|-----------------|----------------|
| <b>Mode:</b>            | <b>Transmitting mode</b> | <b>Test by:</b> | <b>Bill</b>    |
| <b>Temp./Hum.(%RH):</b> | <b>26°C/56%RH</b>        | <b>Probe:</b>   | <b>Neutral</b> |

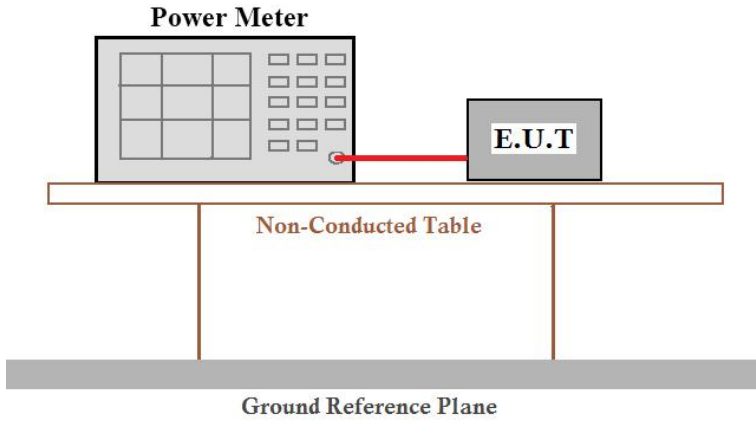


| Freq<br>MHz | Reading<br>level<br>dBuV | LISN/ISN<br>factor<br>dB/m | Cable<br>loss<br>dB | Level<br>dBuV | Limit<br>level<br>dBuV | Over<br>limit<br>dB | Remark  |
|-------------|--------------------------|----------------------------|---------------------|---------------|------------------------|---------------------|---------|
| 0.16        | 31.97                    | 0.40                       | 0.08                | 32.45         | 65.60                  | -33.15              | QP      |
| 0.16        | 27.78                    | 0.40                       | 0.08                | 28.26         | 55.60                  | -27.34              | Average |
| 0.38        | 41.42                    | 0.36                       | 0.10                | 41.88         | 58.39                  | -16.51              | QP      |
| 0.38        | 38.22                    | 0.36                       | 0.10                | 38.68         | 48.39                  | -9.71               | Average |
| 0.63        | 35.15                    | 0.28                       | 0.12                | 35.55         | 56.00                  | -20.45              | QP      |
| 0.63        | 26.66                    | 0.28                       | 0.12                | 27.06         | 46.00                  | -18.94              | Average |
| 1.80        | 29.97                    | 0.20                       | 0.17                | 30.34         | 56.00                  | -25.66              | QP      |
| 1.80        | 25.89                    | 0.20                       | 0.17                | 26.26         | 46.00                  | -19.74              | Average |
| 5.36        | 13.80                    | 0.20                       | 0.17                | 14.17         | 60.00                  | -45.83              | QP      |
| 5.36        | 6.38                     | 0.20                       | 0.17                | 6.75          | 50.00                  | -43.25              | Average |
| 23.89       | 18.66                    | 0.34                       | 0.23                | 19.23         | 60.00                  | -40.77              | QP      |
| 23.89       | 13.83                    | 0.34                       | 0.23                | 14.40         | 50.00                  | -35.60              | Average |

**Notes:**

1. An initial pre-scan was performed on the line and neutral lines with peak detector.
2. Quasi-Peak and Average measurement were performed at the frequencies with maximized peak emission.
3. Final Level = Receiver Read level + LISN Factor + Cable Loss
4. If the average limit is met when using a quasi-peak detector receiver, the EUT shall be deemed to meet both limits and measurement with the average detector receiver is unnecessary.

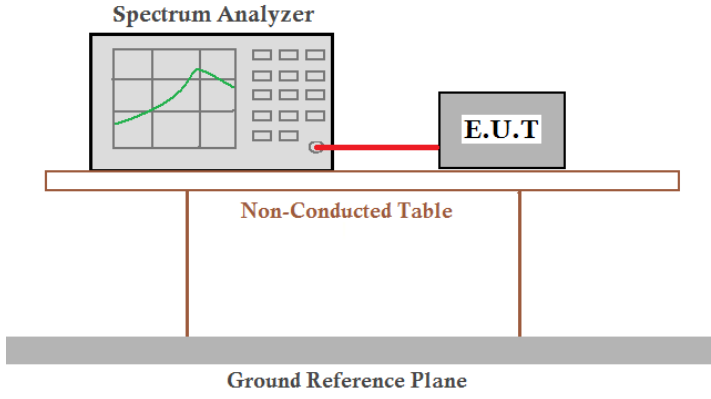
## 7.3 Conducted Peak Output Power

|                   |   |
|-------------------|---|
| Test Requirement: | FCC Part15 C Section 15.247 (b)(3)  |
| Test Method:      | KDB558074 D01 DTS Meas Guidance V05   |
| Limit:            | 30dBm   |
| Test setup:       |  <p>The diagram illustrates the test setup. A Power Meter is connected to an E.U.T. (Equipment Under Test) via a red cable. Both are placed on a Non-Conducted Table, which sits on a Ground Reference Plane.</p> |
| Test Instruments: | Refer to section 6.0 for details.   |
| Test mode:        | Refer to section 5.2 for details.   |
| Test results:     | Pass  |

### Measurement Data

| Test CH | Peak Output Power (dBm) |         |               | Limit(dBm) | Result |
|---------|-------------------------|---------|---------------|------------|--------|
|         | 802.11b                 | 802.11g | 802.11n(HT20) |            |        |
| Lowest  | 17.19                   | 15.36   | 13.96         | 30.00      | Pass   |
| Middle  | 17.17                   | 15.38   | 13.95         |            |        |
| Highest | 17.21                   | 15.40   | 13.98         |            |        |

## 7.4 Channel Bandwidth

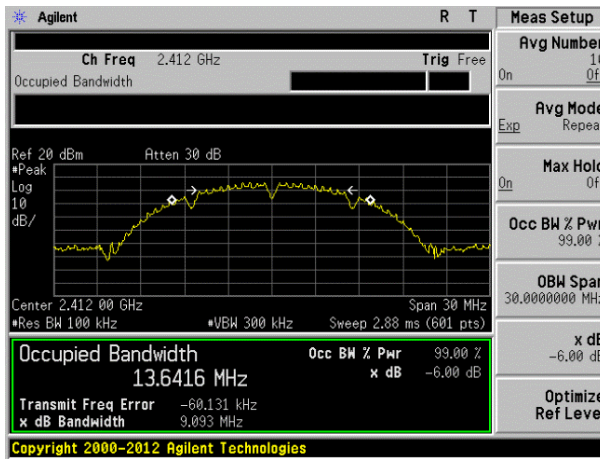
|                   |   |
|-------------------|---|
| Test Requirement: | FCC Part15 C Section 15.247 (a)(2)  |
| Test Method:      | KDB558074 D01 DTS Meas Guidance V05   |
| Limit:            | >500KHz   |
| Test setup:       |  <p>The diagram illustrates the test setup. A Spectrum Analyzer is connected to an E.U.T. (Equipment Under Test) via a red cable. Both are placed on a Non-Conducted Table, which is supported by a Ground Reference Plane.</p> |
| Test Instruments: | Refer to section 6.0 for details.   |
| Test mode:        | Refer to section 5.2 for details.   |
| Test results:     | Pass  |

### Measurement Data

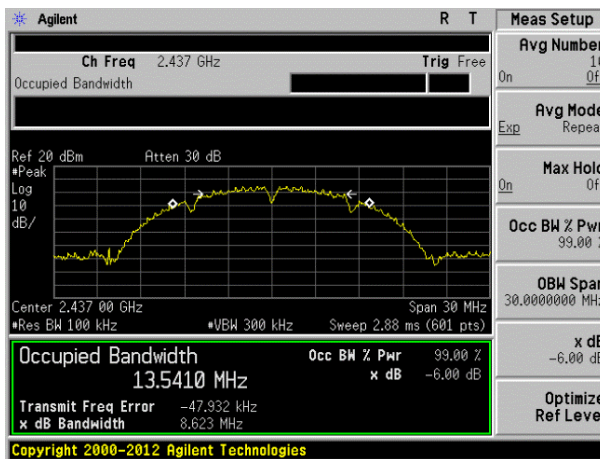
| Test CH | Channel Bandwidth (MHz) |         |               | Limit(KHz) | Result |
|---------|-------------------------|---------|---------------|------------|--------|
|         | 802.11b                 | 802.11g | 802.11n(HT20) |            |        |
| Lowest  | 9.093                   | 16.388  | 17.540        | >500       | Pass   |
| Middle  | 8.623                   | 16.348  | 17.349        |            |        |
| Highest | 9.066                   | 16.403  | 17.576        |            |        |

Test plot as follows:

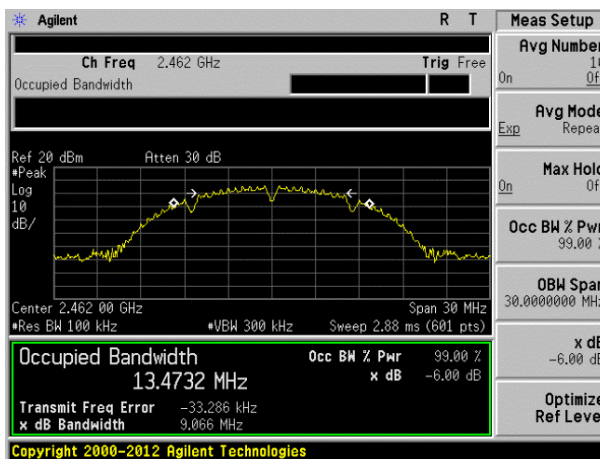
|            |         |
|------------|---------|
| Test mode: | 802.11b |
|------------|---------|



Lowest channel



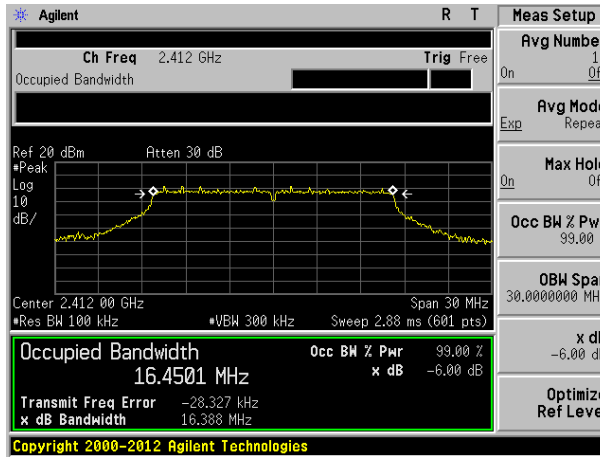
Middle channel



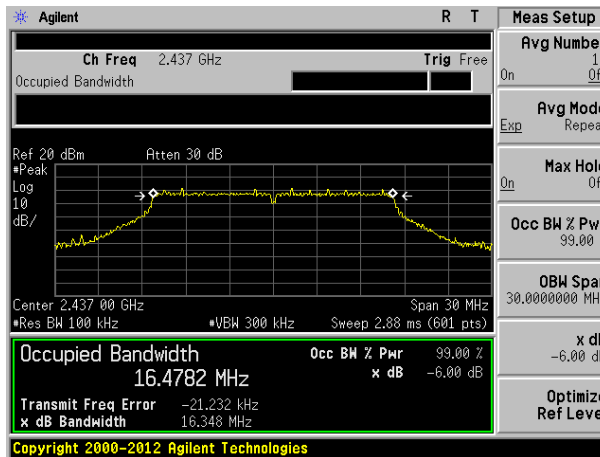
Highest channel



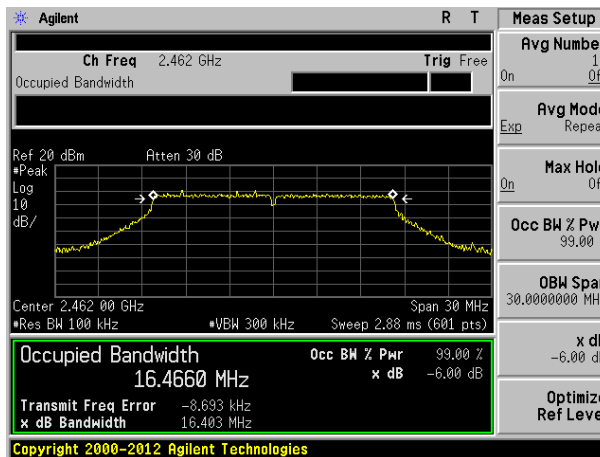
Test mode: 802.11g



Lowest channel

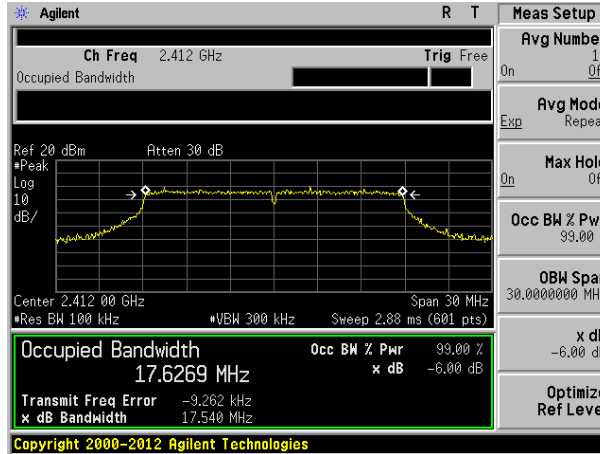


Middle channel

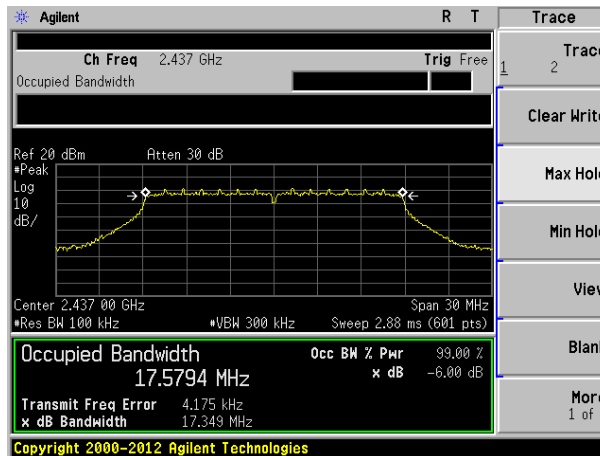


Highest channel

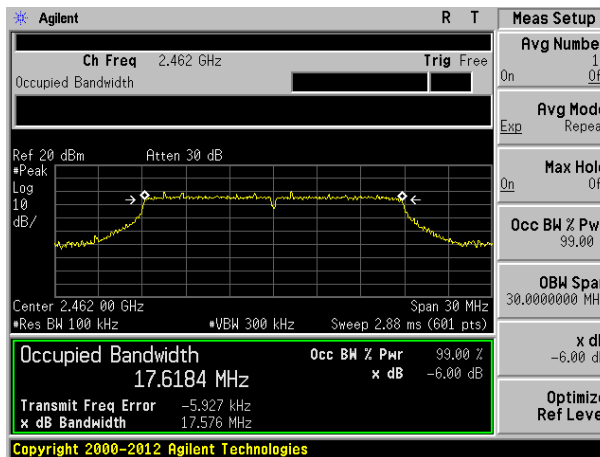
Test mode: 802.11n(HT20)



Lowest channel

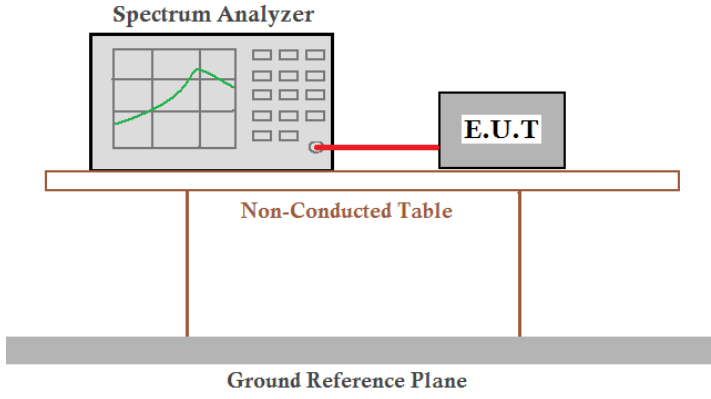


Middle channel



Highest channel

## 7.5 Power Spectral Density

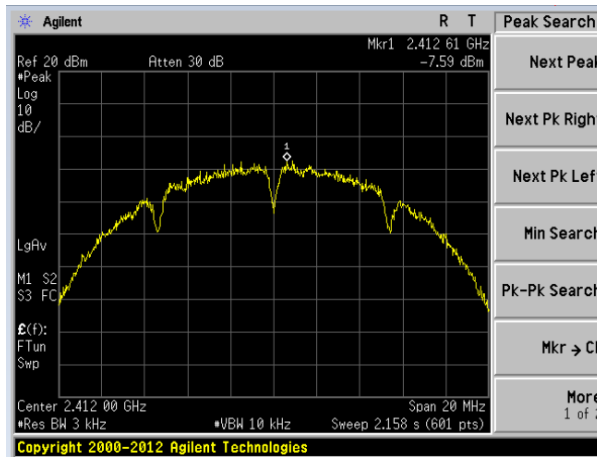
|                   |   |
|-------------------|---|
| Test Requirement: | FCC Part15 C Section 15.247 (e)   |
| Test Method:      | KDB558074 D01 DTS Meas Guidance V05   |
| Limit:            | 8dBm/3kHz   |
| Test setup:       |  <p>The diagram illustrates the test setup. A Spectrum Analyzer is connected to an E.U.T. (Equipment Under Test) via a red cable. Both are placed on a Non-Conducted Table, which is supported by a Ground Reference Plane.</p> |
| Test Instruments: | Refer to section 6.0 for details.   |
| Test mode:        | Refer to section 5.2 for details.   |
| Test results:     | Pass  |

### Measurement Data

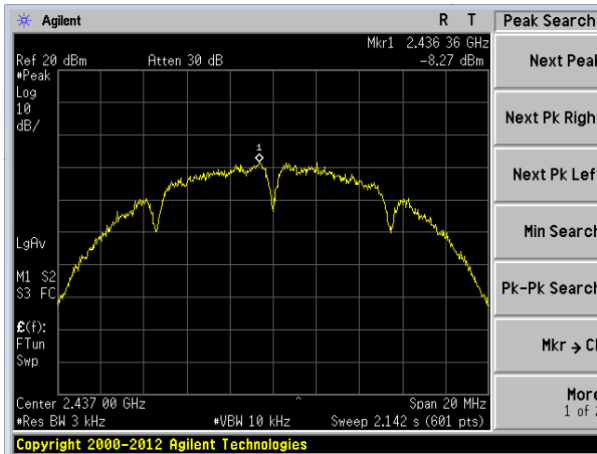
| Test CH | Power Spectral Density (dBm) |         |               | Limit (dBm/3kHz) | Result |
|---------|------------------------------|---------|---------------|------------------|--------|
|         | 802.11b                      | 802.11g | 802.11n(HT20) |                  |        |
| Lowest  | -7.59                        | -12.44  | -14.74        | 8.00             | Pass   |
| Middle  | -8.27                        | -12.94  | -14.30        |                  |        |
| Highest | -5.96                        | -13.48  | -14.76        |                  |        |

Test plot as follows:

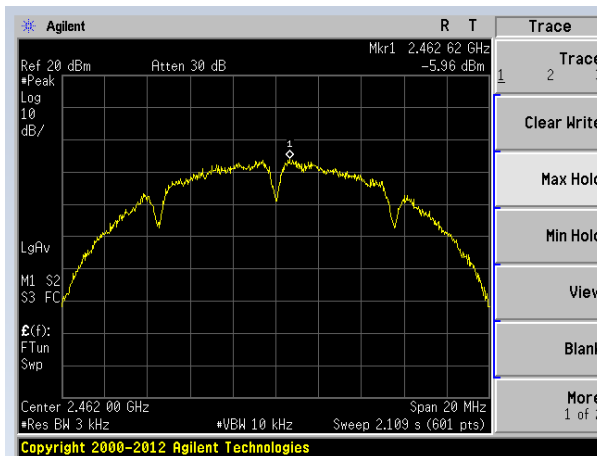
|            |         |
|------------|---------|
| Test mode: | 802.11b |
|------------|---------|



Lowest channel

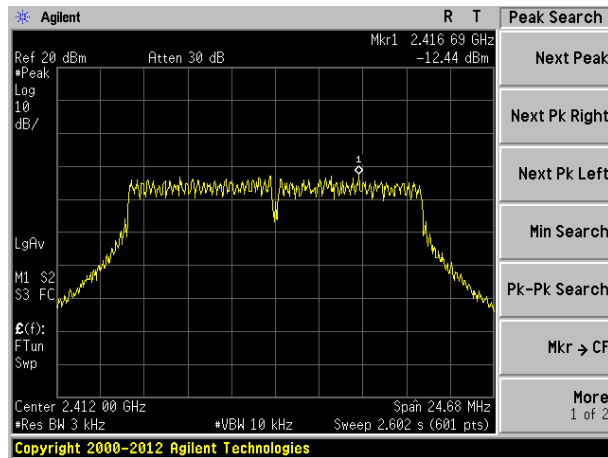


Middle channel

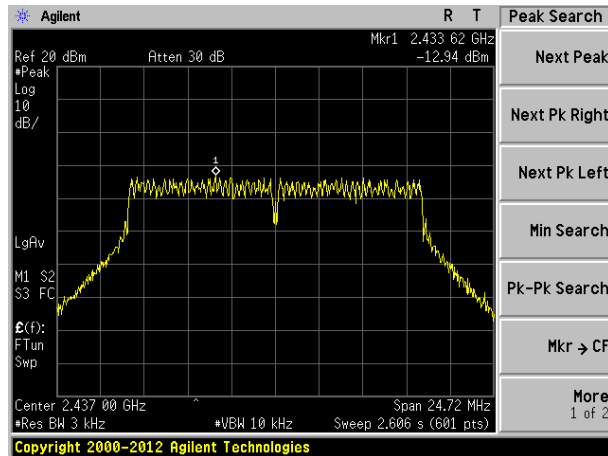


Highest channel

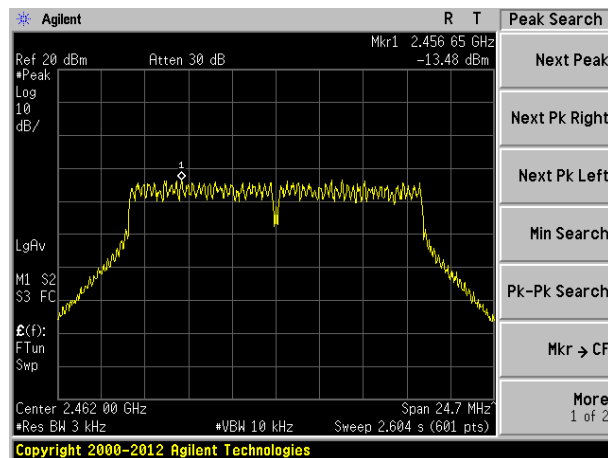
Test mode: 802.11g



Lowest channel

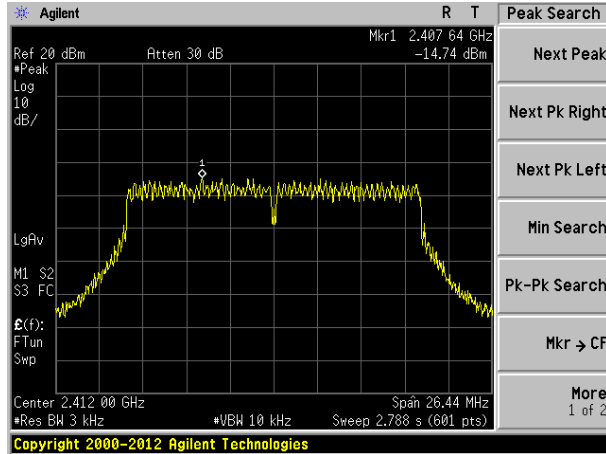


Middle channel

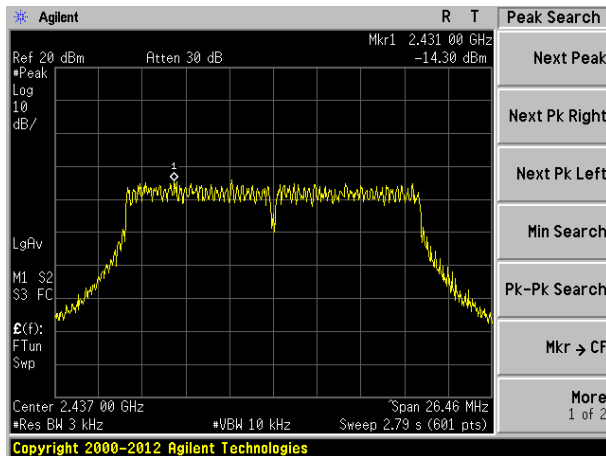


Highest channel

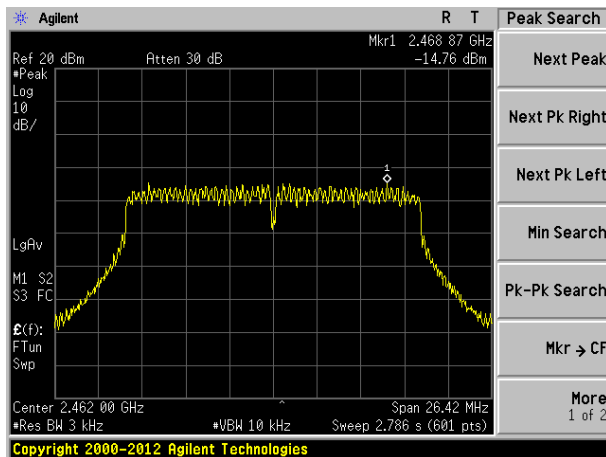
Test mode: 802.11n(HT20)



Lowest channel



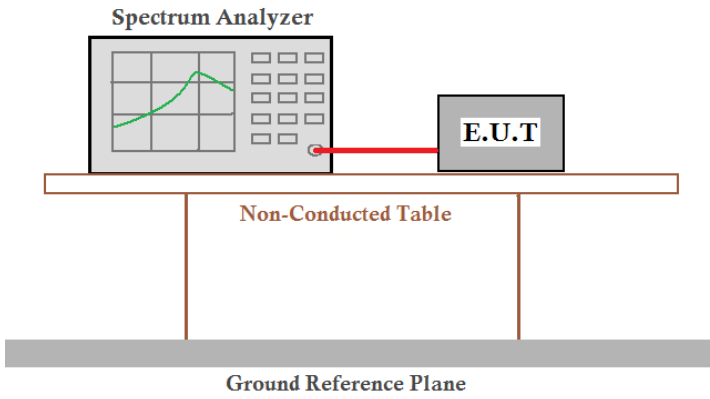
Middle channel



Highest channel

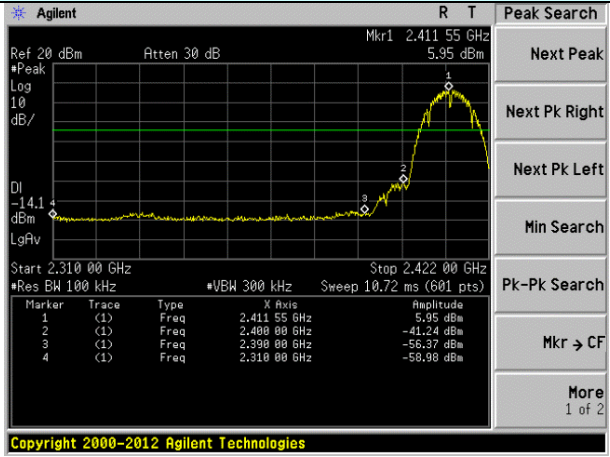
## 7.6 Band edges

### 7.6.1 Conducted Emission Method

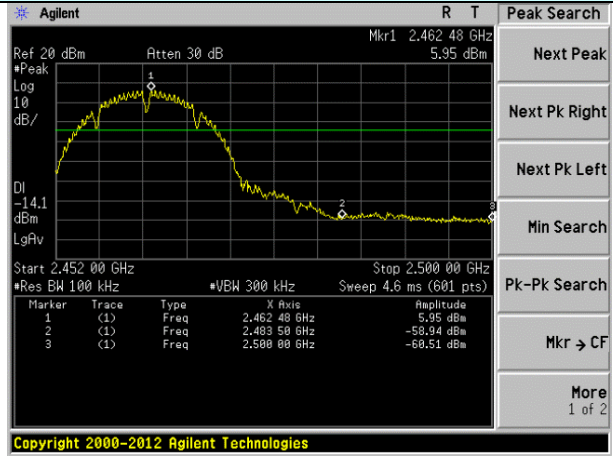
|                   |   |
|-------------------|---|
| Test Requirement: | FCC Part15 C Section 15.247 (d)   |
| Test Method:      | KDB558074 D01 DTS Meas Guidance V05   |
| Limit:            | In any 100 kHz bandwidth outside the frequency band in which the spread spectrum intentional radiator is operating, the radio frequency power that is produced by the intentional radiator shall be at least 20 dB below that in the 100 kHz bandwidth within the band that contains the highest level of the desired power, based on either an RF conducted or a radiated measurement. |
| Test setup:       |  <p>The diagram illustrates the test setup. A Spectrum Analyzer is connected to an E.U.T. (Equipment Under Test) via a red cable. Both the Spectrum Analyzer and the E.U.T. are placed on a Non-Conducted Table. The table is supported by a Ground Reference Plane.</p>                             |
| Test Instruments: | Refer to section 6.0 for details.   |
| Test mode:        | Refer to section 5.2 for details.   |
| Test results:     | Pass  |

Test plot as follows:

**Test mode:** 802.11b

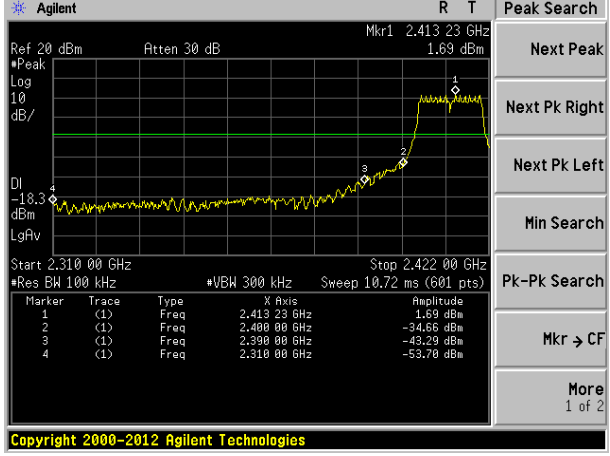


Lowest channel

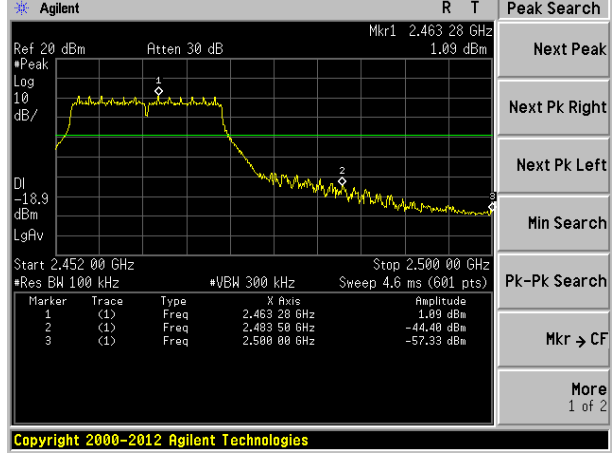


Highest channel

**Test mode:** 802.11g

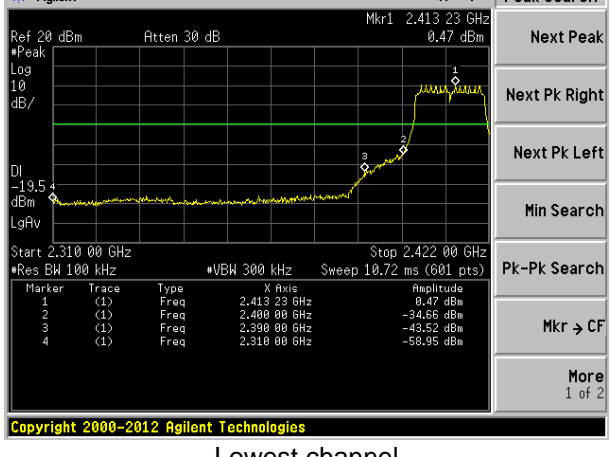


Lowest channel

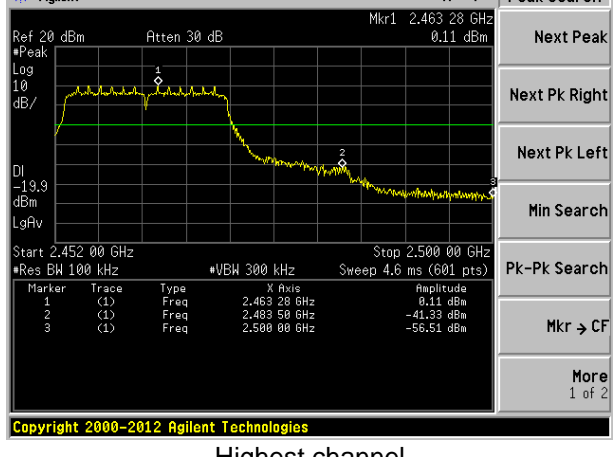


Highest channel

**Test mode:** 802.11n(HT20)



Lowest channel



Highest channel



## 7.6.2 Radiated Emission Method

|                       |   |          |                    |      |         |
|-----------------------|---|----------|--------------------|------|---------|
| Test Requirement:     | FCC Part15 C Section 15.209 and 15.205  |          |                    |      |         |
| Test Method:          | ANSI C63.10:2013  |          |                    |      |         |
| Test Frequency Range: | All of the restrict bands were tested, only the worst band's (2310MHz to 2500MHz) data was showed.  |          |                    |      |         |
| Test site:            | Measurement Distance: 3m  |          |                    |      |         |
| Receiver setup:       | Frequency   | Detector | RBW                | VBW  | Value   |
|                       | Above 1GHz  | Peak     | 1MHz               | 3MHz | Peak    |
|                       |   | RMS      | 1MHz               | 3MHz | Average |
| Limit:                | Frequency   |          | Limit (dBuV/m @3m) |      | Value   |
|                       | Above 1GHz  |          |                    |      | Average |
|                       |   |          |                    |      | Peak    |
| Test setup:           |   |          |                    |      |         |
| Test Procedure:       | <ol style="list-style-type: none"> <li>1. The EUT was placed on the top of a rotating table 1.5 meters above the ground at a 3 meter camber. The table was rotated 360 degrees to determine the position of the highest radiation.</li> <li>2. The EUT was set 3 meters away from the interference-receiving antenna, which was mounted on the top of a variable-height antenna tower.</li> <li>3. The antenna height is varied from one meter to four meters above the ground to determine the maximum value of the field strength. Both horizontal and vertical polarizations of the antenna are set to make the measurement.</li> <li>4. For each suspected emission, the EUT was arranged to its worst case and then the antenna was tuned to heights from 1 meter to 4 meters and the rota table was turned from 0 degrees to 360 degrees to find the maximum reading.</li> <li>5. The test-receiver system was set to Peak Detect Function and Specified Bandwidth with Maximum Hold Mode.</li> <li>6. If the emission level of the EUT in peak mode was 10dB lower than the limit specified, then testing could be stopped and the peak values of the EUT would be reported. Otherwise the emissions that did not have 10dB margin would be re-tested one by one using peak, quasi-peak or average method as specified and then reported in a data sheet.</li> <li>7. The radiation measurements are performed in X, Y, Z axis positioning. And found the Y axis positioning which it is worse case, only the test worst case mode is recorded in the report.</li> </ol> |          |                    |      |         |
| Test Instruments:     | Refer to section 6.0 for details.   |          |                    |      |         |
| Test mode:            | Refer to section 5.2 for details.   |          |                    |      |         |
| Test results:         | Pass  |          |                    |      |         |

**Measurement data:**

|            |         |               |        |
|------------|---------|---------------|--------|
| Test mode: | 802.11b | Test channel: | Lowest |
|------------|---------|---------------|--------|

**Peak value:**

| Frequency (MHz) | Read Level (dBuV) | Antenna Factor (dB/m) | Cable Loss (dB) | Preamp Factor (dB) | Level (dBuV/m) | Limit Line (dBuV/m) | Over Limit (dB) | Polarization |
|-----------------|-------------------|-----------------------|-----------------|--------------------|----------------|---------------------|-----------------|--------------|
| 2390.00         | 51.62             | 27.59                 | 5.38            | 34.01              | 50.58          | 74.00               | -23.42          | Horizontal   |
| 2400.00         | 60.63             | 27.58                 | 5.39            | 34.01              | 59.59          | 74.00               | -14.41          | Horizontal   |
| 2390.00         | 53.30             | 27.59                 | 5.38            | 34.01              | 52.26          | 74.00               | -21.74          | Vertical     |
| 2400.00         | 62.42             | 27.58                 | 5.39            | 34.01              | 61.38          | 74.00               | -12.62          | Vertical     |

**Average value:**

| Frequency (MHz) | Read Level (dBuV) | Antenna Factor (dB/m) | Cable Loss (dB) | Preamp Factor (dB) | Level (dBuV/m) | Limit Line (dBuV/m) | Over Limit (dB) | Polarization |
|-----------------|-------------------|-----------------------|-----------------|--------------------|----------------|---------------------|-----------------|--------------|
| 2390.00         | 38.39             | 27.59                 | 5.38            | 34.01              | 37.35          | 54.00               | -16.65          | Horizontal   |
| 2400.00         | 46.68             | 27.58                 | 5.39            | 34.01              | 45.64          | 54.00               | -8.36           | Horizontal   |
| 2390.00         | 40.21             | 27.59                 | 5.38            | 34.01              | 39.17          | 54.00               | -14.83          | Vertical     |
| 2400.00         | 47.81             | 27.58                 | 5.39            | 34.01              | 46.77          | 54.00               | -7.23           | Vertical     |

|            |         |               |         |
|------------|---------|---------------|---------|
| Test mode: | 802.11b | Test channel: | Highest |
|------------|---------|---------------|---------|

**Peak value:**

| Frequency (MHz) | Read Level (dBuV) | Antenna Factor (dB/m) | Cable Loss (dB) | Preamp Factor (dB) | Level (dBuV/m) | Limit Line (dBuV/m) | Over Limit (dB) | Polarization |
|-----------------|-------------------|-----------------------|-----------------|--------------------|----------------|---------------------|-----------------|--------------|
| 2483.50         | 52.27             | 27.53                 | 5.47            | 33.92              | 51.35          | 74.00               | -22.65          | Horizontal   |
| 2500.00         | 48.10             | 27.55                 | 5.49            | 29.93              | 51.21          | 74.00               | -22.79          | Horizontal   |
| 2483.50         | 54.52             | 27.53                 | 5.47            | 33.92              | 53.60          | 74.00               | -20.40          | Vertical     |
| 2500.00         | 50.61             | 27.55                 | 5.49            | 29.93              | 53.72          | 74.00               | -20.28          | Vertical     |

**Average value:**

| Frequency (MHz) | Read Level (dBuV) | Antenna Factor (dB/m) | Cable Loss (dB) | Preamp Factor (dB) | Level (dBuV/m) | Limit Line (dBuV/m) | Over Limit (dB) | Polarization |
|-----------------|-------------------|-----------------------|-----------------|--------------------|----------------|---------------------|-----------------|--------------|
| 2483.50         | 38.75             | 27.53                 | 5.47            | 33.92              | 37.83          | 54.00               | -16.17          | Horizontal   |
| 2500.00         | 34.86             | 27.55                 | 5.49            | 29.93              | 37.97          | 54.00               | -16.03          | Horizontal   |
| 2483.50         | 40.70             | 27.53                 | 5.47            | 33.92              | 39.78          | 54.00               | -14.22          | Vertical     |
| 2500.00         | 36.74             | 27.55                 | 5.49            | 29.93              | 39.85          | 54.00               | -14.15          | Vertical     |

**Remarks:**

1. Final Level = Receiver Read level + Antenna Factor + Cable Loss – Pre-amplifier Factor
2. The emission levels of other frequencies are very lower than the limit and not show in test report.
3. Remark: The pre-test were performed on lowest, middle and highest frequencies, only the worst case's (lowest and highest frequencies) data was showed.

|            |         |               |        |
|------------|---------|---------------|--------|
| Test mode: | 802.11g | Test channel: | Lowest |
|------------|---------|---------------|--------|

**Peak value:**

| Frequency (MHz) | Read Level (dBuV) | Antenna Factor (dB/m) | Cable Loss (dB) | Preamp Factor (dB) | Level (dBuV/m) | Limit Line (dBuV/m) | Over Limit (dB) | Polarization |
|-----------------|-------------------|-----------------------|-----------------|--------------------|----------------|---------------------|-----------------|--------------|
| 2390.00         | 50.43             | 27.59                 | 5.38            | 34.01              | 49.39          | 74.00               | -24.61          | Horizontal   |
| 2400.00         | 59.03             | 27.58                 | 5.39            | 34.01              | 57.99          | 74.00               | -16.01          | Horizontal   |
| 2390.00         | 52.02             | 27.59                 | 5.38            | 34.01              | 50.98          | 74.00               | -23.02          | Vertical     |
| 2400.00         | 60.50             | 27.58                 | 5.39            | 34.01              | 59.46          | 74.00               | -14.54          | Vertical     |

**Average value:**

| Frequency (MHz) | Read Level (dBuV) | Antenna Factor (dB/m) | Cable Loss (dB) | Preamp Factor (dB) | Level (dBuV/m) | Limit Line (dBuV/m) | Over Limit (dB) | Polarization |
|-----------------|-------------------|-----------------------|-----------------|--------------------|----------------|---------------------|-----------------|--------------|
| 2390.00         | 37.54             | 27.59                 | 5.38            | 34.01              | 36.50          | 54.00               | -17.50          | Horizontal   |
| 2400.00         | 45.70             | 27.58                 | 5.39            | 34.01              | 44.66          | 54.00               | -9.34           | Horizontal   |
| 2390.00         | 39.26             | 27.59                 | 5.38            | 34.01              | 38.22          | 54.00               | -15.78          | Vertical     |
| 2400.00         | 46.73             | 27.58                 | 5.39            | 34.01              | 45.69          | 54.00               | -8.31           | Vertical     |

|            |         |               |         |
|------------|---------|---------------|---------|
| Test mode: | 802.11g | Test channel: | Highest |
|------------|---------|---------------|---------|

**Peak value:**

| Frequency (MHz) | Read Level (dBuV) | Antenna Factor (dB/m) | Cable Loss (dB) | Preamp Factor (dB) | Level (dBuV/m) | Limit Line (dBuV/m) | Over Limit (dB) | Polarization |
|-----------------|-------------------|-----------------------|-----------------|--------------------|----------------|---------------------|-----------------|--------------|
| 2483.50         | 50.56             | 27.53                 | 5.47            | 33.92              | 49.64          | 74.00               | -24.36          | Horizontal   |
| 2500.00         | 46.78             | 27.55                 | 5.49            | 29.93              | 49.89          | 74.00               | -24.11          | Horizontal   |
| 2483.50         | 52.57             | 27.53                 | 5.47            | 33.92              | 51.65          | 74.00               | -22.35          | Vertical     |
| 2500.00         | 49.06             | 27.55                 | 5.49            | 29.93              | 52.17          | 74.00               | -21.83          | Vertical     |

**Average value:**

| Frequency (MHz) | Read Level (dBuV) | Antenna Factor (dB/m) | Cable Loss (dB) | Preamp Factor (dB) | Level (dBuV/m) | Limit Line (dBuV/m) | Over Limit (dB) | Polarization |
|-----------------|-------------------|-----------------------|-----------------|--------------------|----------------|---------------------|-----------------|--------------|
| 2483.50         | 37.72             | 27.53                 | 5.47            | 33.92              | 36.80          | 54.00               | -17.20          | Horizontal   |
| 2500.00         | 34.05             | 27.55                 | 5.49            | 29.93              | 37.16          | 54.00               | -16.84          | Horizontal   |
| 2483.50         | 39.56             | 27.53                 | 5.47            | 33.92              | 38.64          | 54.00               | -15.36          | Vertical     |
| 2500.00         | 35.89             | 27.55                 | 5.49            | 29.93              | 39.00          | 54.00               | -15.00          | Vertical     |

**Remarks:**

1. Final Level = Receiver Read level + Antenna Factor + Cable Loss – Preamplifier Factor
2. The emission levels of other frequencies are very lower than the limit and not show in test report.
3. Remark: The pre-test were performed on lowest, middle and highest frequencies, only the worst case's (lowest and highest frequencies) data was showed.

|            |               |               |        |
|------------|---------------|---------------|--------|
| Test mode: | 802.11n(HT20) | Test channel: | Lowest |
|------------|---------------|---------------|--------|

**Peak value:**

| Frequency (MHz) | Read Level (dBuV) | Antenna Factor (dB/m) | Cable Loss (dB) | Preamp Factor (dB) | Level (dBuV/m) | Limit Line (dBuV/m) | Over Limit (dB) | Polarization |
|-----------------|-------------------|-----------------------|-----------------|--------------------|----------------|---------------------|-----------------|--------------|
| 2390.00         | 50.38             | 27.59                 | 5.38            | 34.01              | 49.34          | 74.00               | -24.66          | Horizontal   |
| 2400.00         | 58.96             | 27.58                 | 5.39            | 34.01              | 57.92          | 74.00               | -16.08          | Horizontal   |
| 2390.00         | 51.97             | 27.59                 | 5.38            | 34.01              | 50.93          | 74.00               | -23.07          | Vertical     |
| 2400.00         | 60.42             | 27.58                 | 5.39            | 34.01              | 59.38          | 74.00               | -14.62          | Vertical     |

**Average value:**

| Frequency (MHz) | Read Level (dBuV) | Antenna Factor (dB/m) | Cable Loss (dB) | Preamp Factor (dB) | Level (dBuV/m) | Limit Line (dBuV/m) | Over Limit (dB) | Polarization |
|-----------------|-------------------|-----------------------|-----------------|--------------------|----------------|---------------------|-----------------|--------------|
| 2390.00         | 37.51             | 27.59                 | 5.38            | 34.01              | 36.47          | 54.00               | -17.53          | Horizontal   |
| 2400.00         | 45.66             | 27.58                 | 5.39            | 34.01              | 44.62          | 54.00               | -9.38           | Horizontal   |
| 2390.00         | 39.22             | 27.59                 | 5.38            | 34.01              | 38.18          | 54.00               | -15.82          | Vertical     |
| 2400.00         | 46.69             | 27.58                 | 5.39            | 34.01              | 45.65          | 54.00               | -8.35           | Vertical     |

|            |               |               |         |
|------------|---------------|---------------|---------|
| Test mode: | 802.11n(HT20) | Test channel: | Highest |
|------------|---------------|---------------|---------|

**Peak value:**

| Frequency (MHz) | Read Level (dBuV) | Antenna Factor (dB/m) | Cable Loss (dB) | Preamp Factor (dB) | Level (dBuV/m) | Limit Line (dBuV/m) | Over Limit (dB) | Polarization |
|-----------------|-------------------|-----------------------|-----------------|--------------------|----------------|---------------------|-----------------|--------------|
| 2483.50         | 50.49             | 27.53                 | 5.47            | 33.92              | 49.57          | 74.00               | -24.43          | Horizontal   |
| 2500.00         | 46.72             | 27.55                 | 5.49            | 29.93              | 49.83          | 74.00               | -24.17          | Horizontal   |
| 2483.50         | 52.49             | 27.53                 | 5.47            | 33.92              | 51.57          | 74.00               | -22.43          | Vertical     |
| 2500.00         | 48.99             | 27.55                 | 5.49            | 29.93              | 52.10          | 74.00               | -21.90          | Vertical     |

**Average value:**

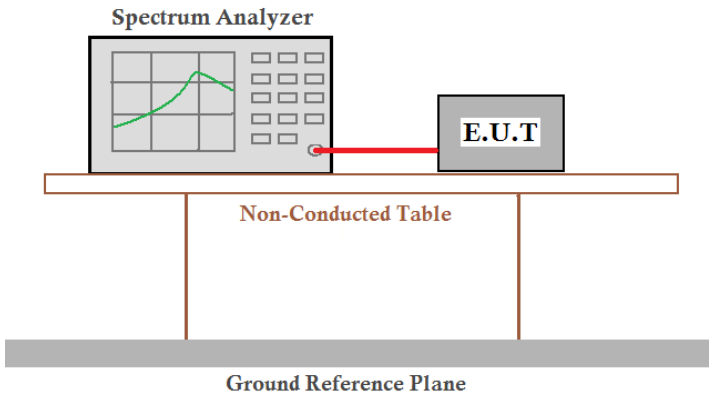
| Frequency (MHz) | Read Level (dBuV) | Antenna Factor (dB/m) | Cable Loss (dB) | Preamp Factor (dB) | Level (dBuV/m) | Limit Line (dBuV/m) | Over Limit (dB) | Polarization |
|-----------------|-------------------|-----------------------|-----------------|--------------------|----------------|---------------------|-----------------|--------------|
| 2483.50         | 37.68             | 27.53                 | 5.47            | 33.92              | 36.76          | 54.00               | -17.24          | Horizontal   |
| 2500.00         | 34.02             | 27.55                 | 5.49            | 29.93              | 37.13          | 54.00               | -16.87          | Horizontal   |
| 2483.50         | 39.51             | 27.53                 | 5.47            | 33.92              | 38.59          | 54.00               | -15.41          | Vertical     |
| 2500.00         | 35.85             | 27.55                 | 5.49            | 29.93              | 38.96          | 54.00               | -15.04          | Vertical     |

*Remarks:*

1. *Final Level = Receiver Read level + Antenna Factor + Cable Loss – Preamplifier Factor*
2. *The emission levels of other frequencies are very lower than the limit and not show in test report.*
3. *Remark: The pre-test were performed on lowest, middle and highest frequencies, only the worst case's (lowest and highest frequencies) data was showed.*

## 7.7 Spurious Emission

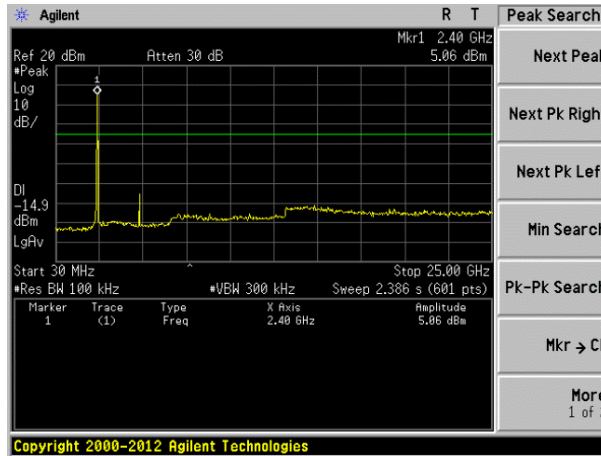
### 7.7.1 Conducted Emission Method

|                   |   |
|-------------------|---|
| Test Requirement: | FCC Part15 C Section 15.247 (d)   |
| Test Method:      | KDB558074 D01 DTS Meas Guidance V05   |
| Limit:            | In any 100 kHz bandwidth outside the frequency band in which the spread spectrum intentional radiator is operating, the radio frequency power that is produced by the intentional radiator shall be at least 20 dB below that in the 100 kHz bandwidth within the band that contains the highest level of the desired power, based on either an RF conducted or a radiated measurement. |
| Test setup:       |  <p>The diagram illustrates the test setup. A Spectrum Analyzer is connected to an E.U.T. (Equipment Under Test) via a red cable. Both are placed on a Non-Conducted Table, which is supported by two legs. Below the table is a Ground Reference Plane.</p>   |
| Test Instruments: | Refer to section 6.0 for details.   |
| Test mode:        | Refer to section 5.2 for details.   |
| Test results:     | Pass  |

**Test plot as follows:**

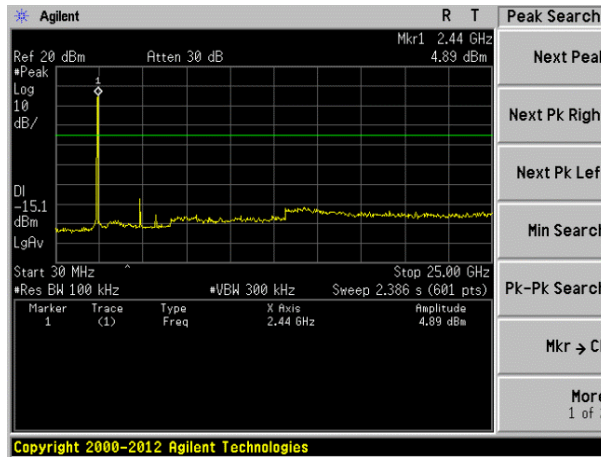
|            |         |
|------------|---------|
| Test mode: | 802.11b |
|------------|---------|

Lowest channel



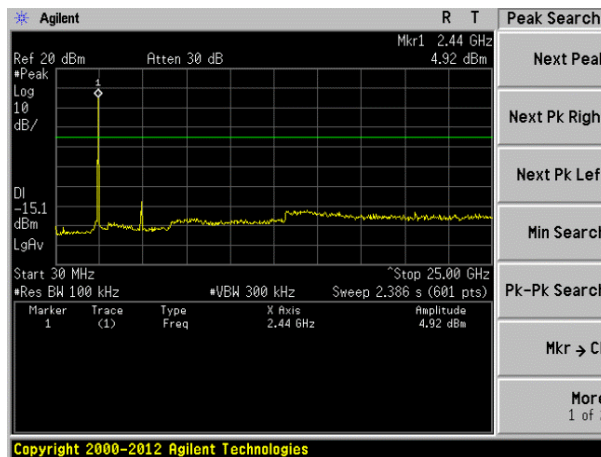
30MHz~25GHz

Middle channel



30MHz~25GHz

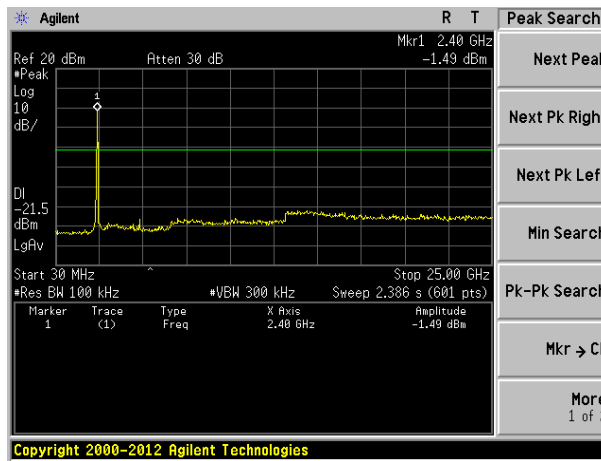
Highest channel



30MHz~25GHz

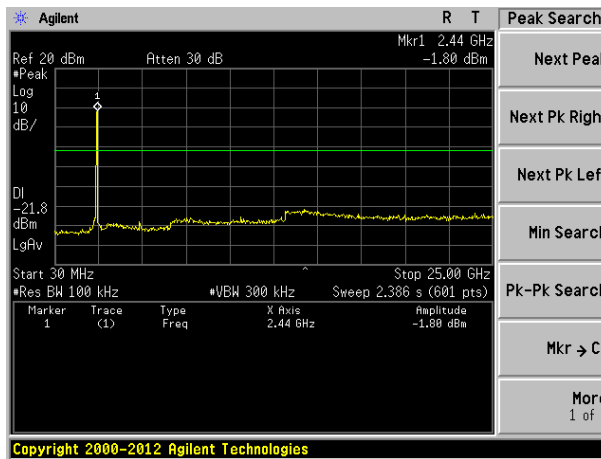
Test mode: 802.11g

Lowest channel



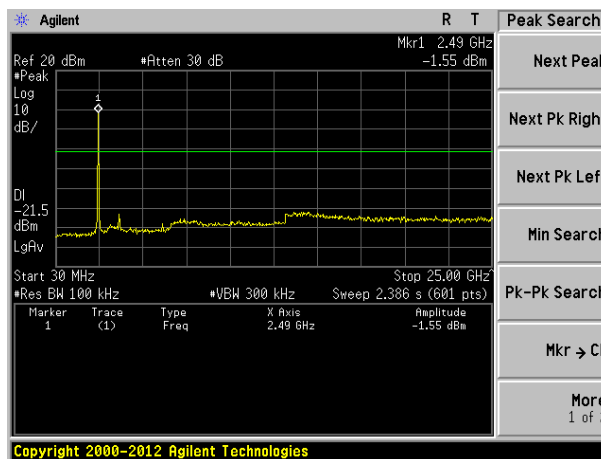
30MHz~25GHz

Middle channel



30MHz~25GHz

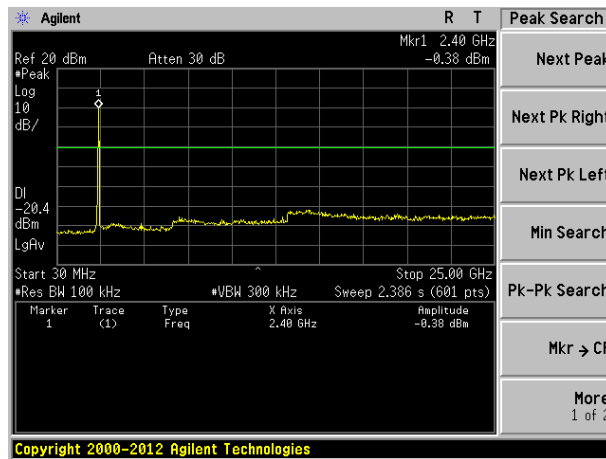
Highest channel



30MHz~25GHz

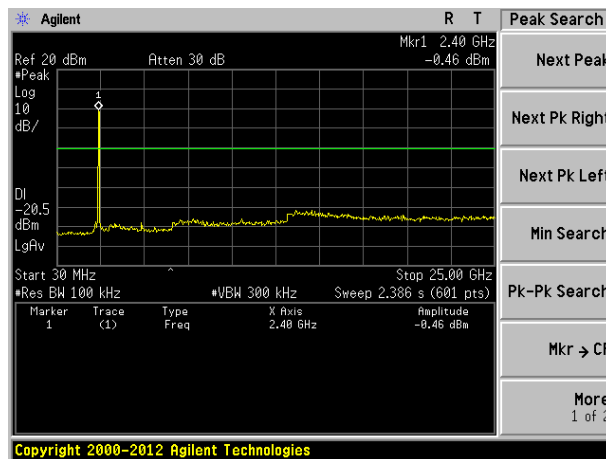
Test mode: 802.11n(HT20)

Lowest channel



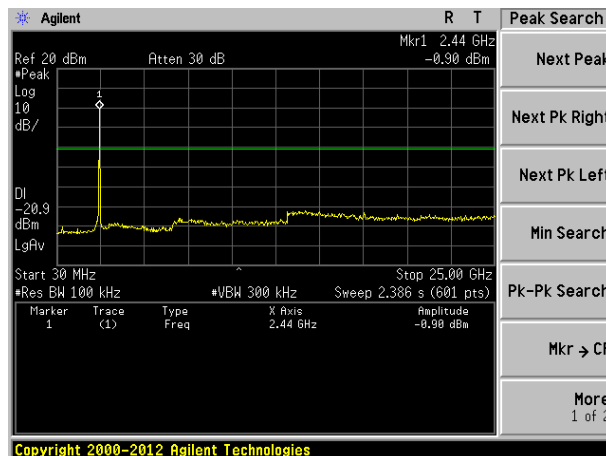
30MHz~25GHz

Middle channel



30MHz~25GHz

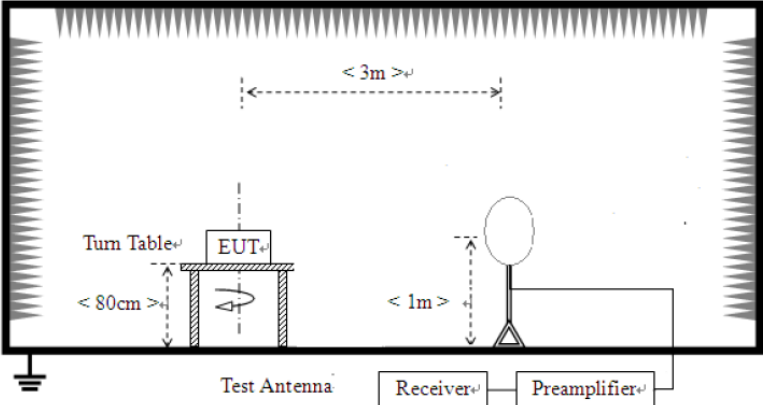
Highest channel

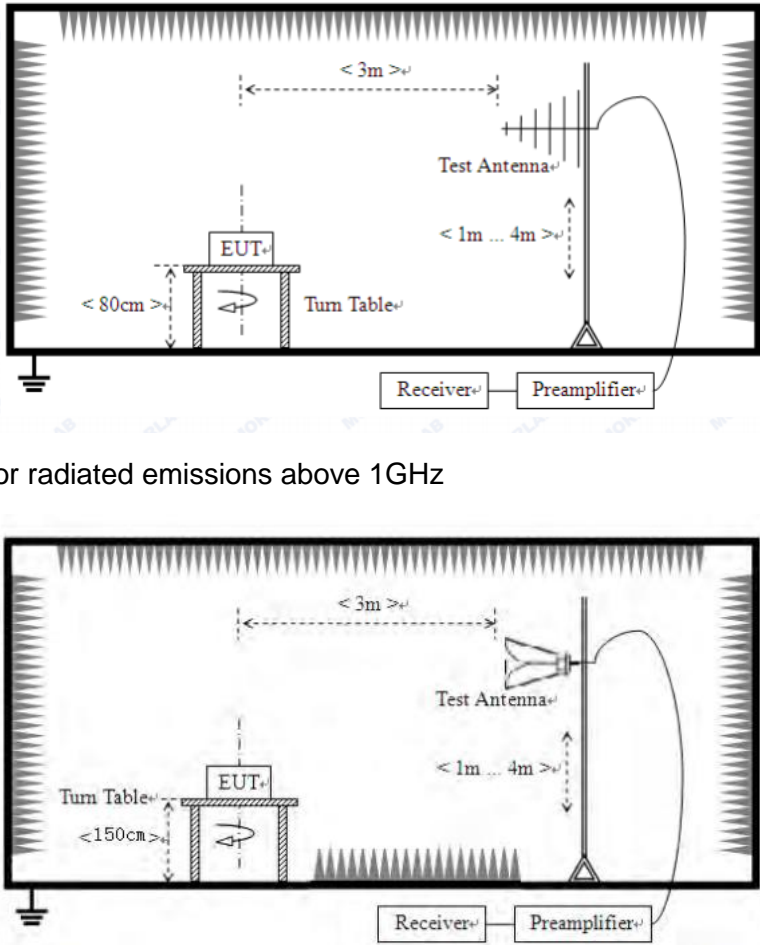


30MHz~25GHz



## 7.7.2 Radiated Emission Method

| Test Requirement:     | FCC Part15 C Section 15.209   |           |                      |            |                      |             |            |            |        |              |            |            |               |      |      |             |     |      |            |         |         |      |      |
|-----------------------|---|-----------|----------------------|------------|----------------------|-------------|------------|------------|--------|--------------|------------|------------|---------------|------|------|-------------|-----|------|------------|---------|---------|------|------|
| Test Method:          | ANSI C63.10:2013  |           |                      |            |                      |             |            |            |        |              |            |            |               |      |      |             |     |      |            |         |         |      |      |
| Test Frequency Range: | 9kHz to 25GHz   |           |                      |            |                      |             |            |            |        |              |            |            |               |      |      |             |     |      |            |         |         |      |      |
| Test site:            | Measurement Distance: 3m  |           |                      |            |                      |             |            |            |        |              |            |            |               |      |      |             |     |      |            |         |         |      |      |
| Receiver setup:       | <table border="1"> <thead> <tr> <th>Frequency</th> <th>Detector</th> <th>RBW</th> <th>VBW</th> <th>Value</th> </tr> </thead> <tbody> <tr> <td>30MHz-1GHz</td> <td>Quasi-peak</td> <td>120KHz</td> <td>300KHz</td> <td>Quasi-peak</td> </tr> <tr> <td rowspan="2">Above 1GHz</td> <td>Peak</td> <td>1MHz</td> <td>3MHz</td> <td>Peak</td> </tr> <tr> <td>RMS</td> <td>1MHz</td> <td>3MHz</td> <td>Average</td> </tr> </tbody> </table>   | Frequency | Detector             | RBW        | VBW                  | Value       | 30MHz-1GHz | Quasi-peak | 120KHz | 300KHz       | Quasi-peak | Above 1GHz | Peak          | 1MHz | 3MHz | Peak        | RMS | 1MHz | 3MHz       | Average |         |      |      |
| Frequency             | Detector  | RBW       | VBW                  | Value      |                      |             |            |            |        |              |            |            |               |      |      |             |     |      |            |         |         |      |      |
| 30MHz-1GHz            | Quasi-peak  | 120KHz    | 300KHz               | Quasi-peak |                      |             |            |            |        |              |            |            |               |      |      |             |     |      |            |         |         |      |      |
| Above 1GHz            | Peak  | 1MHz      | 3MHz                 | Peak       |                      |             |            |            |        |              |            |            |               |      |      |             |     |      |            |         |         |      |      |
|                       | RMS   | 1MHz      | 3MHz                 | Average    |                      |             |            |            |        |              |            |            |               |      |      |             |     |      |            |         |         |      |      |
| Limit:                | <table border="1"> <thead> <tr> <th>Frequency</th> <th>Limit (uV/m)</th> <th>Value</th> <th>Measurement Distance</th> </tr> </thead> <tbody> <tr> <td>30MHz-88MHz</td> <td>100</td> <td>QP</td> <td rowspan="5">3m</td> </tr> <tr> <td>88MHz-216MHz</td> <td>150</td> <td>QP</td> </tr> <tr> <td>216MHz-960MHz</td> <td>200</td> <td>QP</td> </tr> <tr> <td>960MHz-1GHz</td> <td>500</td> <td>QP</td> </tr> <tr> <td rowspan="2">Above 1GHz</td> <td>500</td> <td>Average</td> </tr> <tr> <td>5000</td> <td>Peak</td> </tr> </tbody> </table> | Frequency | Limit (uV/m)         | Value      | Measurement Distance | 30MHz-88MHz | 100        | QP         | 3m     | 88MHz-216MHz | 150        | QP         | 216MHz-960MHz | 200  | QP   | 960MHz-1GHz | 500 | QP   | Above 1GHz | 500     | Average | 5000 | Peak |
| Frequency             | Limit (uV/m)  | Value     | Measurement Distance |            |                      |             |            |            |        |              |            |            |               |      |      |             |     |      |            |         |         |      |      |
| 30MHz-88MHz           | 100   | QP        | 3m                   |            |                      |             |            |            |        |              |            |            |               |      |      |             |     |      |            |         |         |      |      |
| 88MHz-216MHz          | 150   | QP        |                      |            |                      |             |            |            |        |              |            |            |               |      |      |             |     |      |            |         |         |      |      |
| 216MHz-960MHz         | 200   | QP        |                      |            |                      |             |            |            |        |              |            |            |               |      |      |             |     |      |            |         |         |      |      |
| 960MHz-1GHz           | 500   | QP        |                      |            |                      |             |            |            |        |              |            |            |               |      |      |             |     |      |            |         |         |      |      |
| Above 1GHz            | 500   | Average   |                      |            |                      |             |            |            |        |              |            |            |               |      |      |             |     |      |            |         |         |      |      |
|                       | 5000  | Peak      |                      |            |                      |             |            |            |        |              |            |            |               |      |      |             |     |      |            |         |         |      |      |
| Test setup:           | <p>For radiated emissions from 9kHz to 30MHz</p>  <p>For radiated emissions from 30MHz to 1GHz</p>  |           |                      |            |                      |             |            |            |        |              |            |            |               |      |      |             |     |      |            |         |         |      |      |

|                        |  |
|------------------------|--|
|                        |  <p>For radiated emissions above 1GHz</p>   |
| <p>Test Procedure:</p> | <ol style="list-style-type: none"> <li>1. The EUT was placed on the top of a rotating table (0.8m for below 1G and 1.5m for above 1G) above the ground at a 3 meter camber. The table was rotated 360 degrees to determine the position of the highest radiation.</li> <li>2. The EUT was set 3 meters away from the interference-receiving antenna, which was mounted on the top of a variable-height antenna tower.</li> <li>3. The antenna height is varied from one meter to four meters above the ground to determine the maximum value of the field strength. Both horizontal and vertical polarizations of the antenna are set to make the measurement.</li> <li>4. For each suspected emission, the EUT was arranged to its worst case and then the antenna was tuned to heights from 1 meter to 4 meters and the rota table was turned from 0 degrees to 360 degrees to find the maximum reading.</li> <li>5. The test-receiver system was set to Peak Detect Function and Specified Bandwidth with Maximum Hold Mode.</li> <li>6. If the emission level of the EUT in peak mode was 10dB lower than the</li> </ol> |

|                   |   |
|-------------------|---|
|                   | limit specified, then testing could be stopped and the peak values of the EUT would be reported. Otherwise the emissions that did not have 10dB margin would be re-tested one by one using peak, quasi-peak or average method as specified and then reported in a data sheet. |
| Test Instruments: | Refer to section 6.0 for details.   |
| Test mode:        | Refer to section 5.2 for details.   |
| Test voltage:     | AC 120V 60Hz  |
| Test results:     | Pass  |

*Remark:*

*Pre-scan all kind of the place mode (X-axis, Y-axis, Z-axis), and found the Y-axis which it is worse case.*

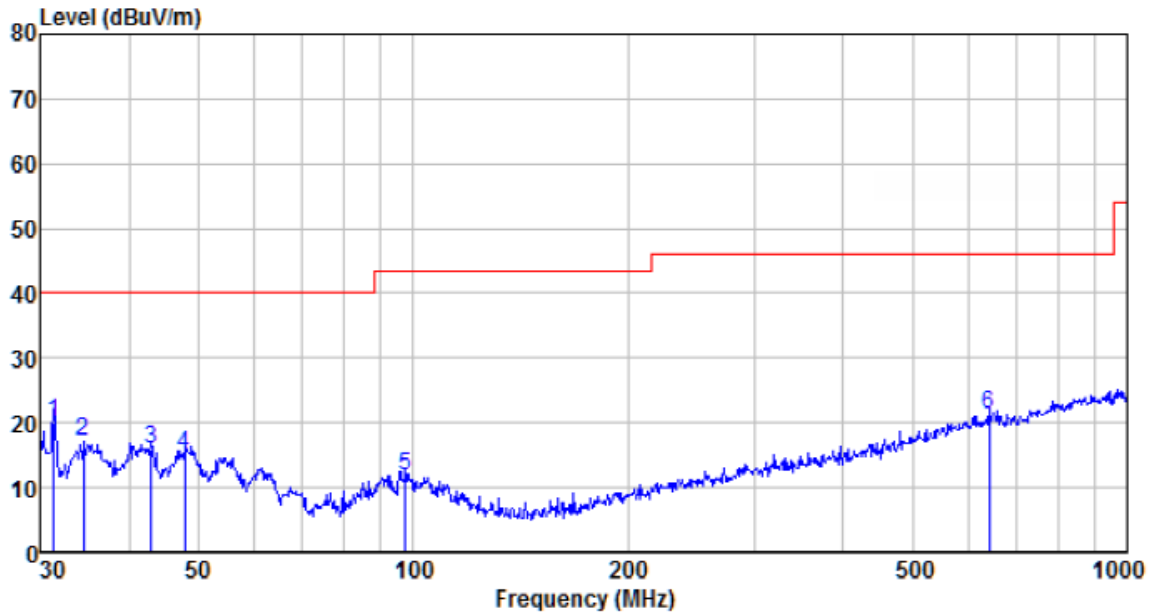
**Measurement data:**

■ **9kHz~30MHz**

The low frequency, which started from 9 kHz to 30 MHz, was pre-scanned and the result which was 20 dB lower than the limit line per 15.31(o) was not reported.

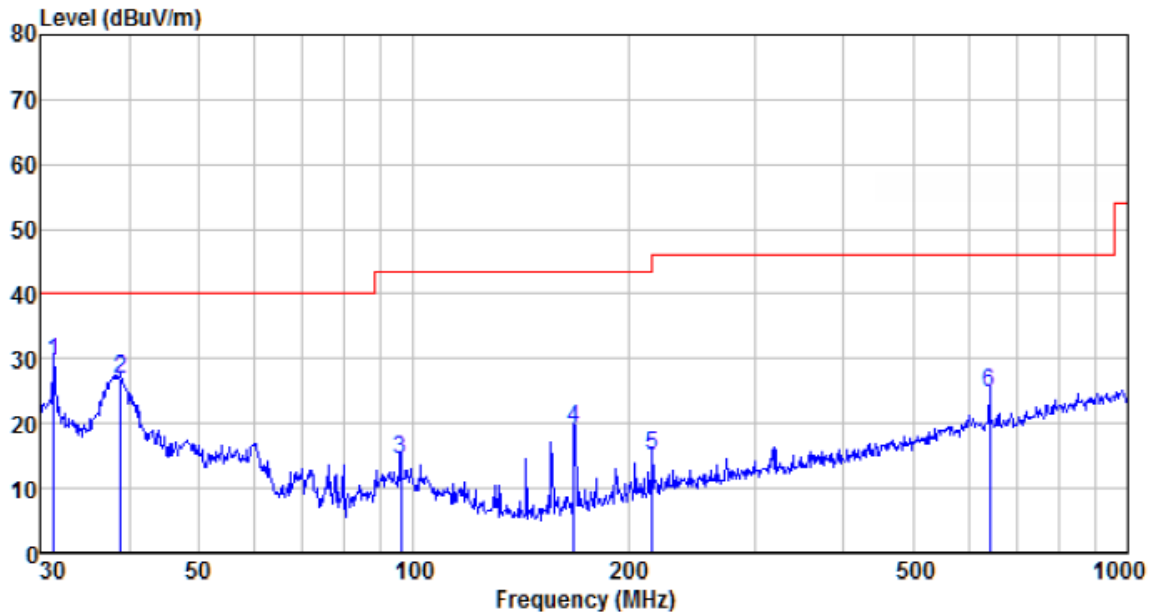
■ Below 1GHz

|                         |                          |                      |                   |
|-------------------------|--------------------------|----------------------|-------------------|
| <b>Mode:</b>            | <b>Transmitting mode</b> | <b>Test by:</b>      | <b>Bill</b>       |
| <b>Temp./Hum.(%RH):</b> | <b>26°C/56%RH</b>        | <b>Polarization:</b> | <b>Horizontal</b> |



| Freq<br>MHz | Reading<br>level<br>dBuV | Antenna<br>factor<br>dB/m | Cable<br>loss<br>dB | Preamp<br>factor<br>dB | level<br>dBuV | Limit<br>level<br>dBuV/m | Over<br>limit<br>dB | Remark |
|-------------|--------------------------|---------------------------|---------------------|------------------------|---------------|--------------------------|---------------------|--------|
| 31.399      | 43.30                    | 11.23                     | 0.57                | 35.11                  | 19.99         | 40.00                    | -20.01              | QP     |
| 34.517      | 40.67                    | 11.29                     | 0.60                | 35.32                  | 17.24         | 40.00                    | -22.76              | QP     |
| 42.900      | 38.97                    | 12.23                     | 0.69                | 35.83                  | 16.06         | 40.00                    | -23.94              | QP     |
| 47.826      | 38.22                    | 12.28                     | 0.75                | 36.08                  | 15.17         | 40.00                    | -24.83              | QP     |
| 97.456      | 35.39                    | 11.86                     | 1.17                | 36.70                  | 11.72         | 43.50                    | -31.78              | QP     |
| 640.611     | 35.42                    | 19.54                     | 3.87                | 37.58                  | 21.25         | 46.00                    | -24.75              | QP     |

|                         |                          |                      |                 |
|-------------------------|--------------------------|----------------------|-----------------|
| <b>Mode:</b>            | <b>Transmitting mode</b> | <b>Test by:</b>      | <b>Bill</b>     |
| <b>Temp./Hum.(%RH):</b> | <b>26°C/56%RH</b>        | <b>Polarziation:</b> | <b>Vertical</b> |



| Freq<br>MHz | Reading<br>level<br>dBuV | Antenna<br>factor<br>dB/m | Cable<br>loss<br>dB | Preamp<br>factor<br>dB | level<br>dBuV | Limit<br>level<br>dBuV/m | Over<br>limit<br>dB | Remark |
|-------------|--------------------------|---------------------------|---------------------|------------------------|---------------|--------------------------|---------------------|--------|
| 31.399      | 52.93                    | 11.23                     | 0.57                | 35.11                  | 29.62         | 40.00                    | -10.38              | QP     |
| 38.888      | 49.79                    | 12.01                     | 0.65                | 35.60                  | 26.85         | 40.00                    | -13.15              | QP     |
| 96.099      | 38.48                    | 11.65                     | 1.16                | 36.69                  | 14.60         | 43.50                    | -28.90              | QP     |
| 167.824     | 46.26                    | 8.46                      | 1.67                | 37.18                  | 19.21         | 43.50                    | -24.29              | QP     |
| 216.024     | 39.44                    | 11.02                     | 1.93                | 37.35                  | 15.04         | 46.00                    | -30.96              | QP     |
| 640.611     | 38.83                    | 19.54                     | 3.87                | 37.58                  | 24.66         | 46.00                    | -21.34              | QP     |

■ Above 1GHz

|            |         |               |        |
|------------|---------|---------------|--------|
| Test mode: | 802.11b | Test channel: | Lowest |
|------------|---------|---------------|--------|

**Peak value:**

| Frequency (MHz) | Read Level (dBuV) | Antenna Factor (dB/m) | Cable Loss (dB) | Preamp Factor (dB) | Level (dBuV/m) | Limit Line (dBuV/m) | Over Limit (dB) | polarization |
|-----------------|-------------------|-----------------------|-----------------|--------------------|----------------|---------------------|-----------------|--------------|
| 4824.00         | 40.77             | 31.79                 | 8.62            | 32.10              | 49.08          | 74.00               | -24.92          | Vertical     |
| 7236.00         | 34.52             | 36.19                 | 11.68           | 31.97              | 50.42          | 74.00               | -23.58          | Vertical     |
| 9648.00         | 32.93             | 38.07                 | 14.16           | 31.56              | 53.60          | 74.00               | -20.40          | Vertical     |
| 12060.00        | *                 |                       |                 |                    |                | 74.00               |                 | Vertical     |
| 14472.00        | *                 |                       |                 |                    |                | 74.00               |                 | Vertical     |
| 16884.00        | *                 |                       |                 |                    |                | 74.00               |                 | Vertical     |
| 4824.00         | 39.36             | 31.79                 | 8.62            | 32.10              | 47.67          | 74.00               | -26.33          | Horizontal   |
| 7236.00         | 34.23             | 36.19                 | 11.68           | 31.97              | 50.13          | 74.00               | -23.87          | Horizontal   |
| 9648.00         | 32.49             | 38.07                 | 14.16           | 31.56              | 53.16          | 74.00               | -20.84          | Horizontal   |
| 12060.00        | *                 |                       |                 |                    |                | 74.00               |                 | Horizontal   |
| 14472.00        | *                 |                       |                 |                    |                | 74.00               |                 | Horizontal   |
| 16884.00        | *                 |                       |                 |                    |                | 74.00               |                 | Horizontal   |

**Average value:**

| Frequency (MHz) | Read Level (dBuV) | Antenna Factor (dB/m) | Cable Loss (dB) | Preamp Factor (dB) | Level (dBuV/m) | Limit Line (dBuV/m) | Over Limit (dB) | polarization |
|-----------------|-------------------|-----------------------|-----------------|--------------------|----------------|---------------------|-----------------|--------------|
| 4824.00         | 29.81             | 31.79                 | 8.62            | 32.10              | 38.12          | 54.00               | -15.88          | Vertical     |
| 7236.00         | 23.37             | 36.19                 | 11.68           | 31.97              | 39.27          | 54.00               | -14.73          | Vertical     |
| 9648.00         | 23.27             | 38.07                 | 14.16           | 31.56              | 43.94          | 54.00               | -10.06          | Vertical     |
| 12060.00        | *                 |                       |                 |                    |                | 54.00               |                 | Vertical     |
| 14472.00        | *                 |                       |                 |                    |                | 54.00               |                 | Vertical     |
| 16884.00        | *                 |                       |                 |                    |                | 54.00               |                 | Vertical     |
| 4824.00         | 28.88             | 31.79                 | 8.62            | 32.10              | 37.19          | 54.00               | -16.81          | Horizontal   |
| 7236.00         | 22.80             | 36.19                 | 11.68           | 31.97              | 38.70          | 54.00               | -15.30          | Horizontal   |
| 9648.00         | 22.23             | 38.07                 | 14.16           | 31.56              | 42.90          | 54.00               | -11.10          | Horizontal   |
| 12060.00        | *                 |                       |                 |                    |                | 54.00               |                 | Horizontal   |
| 14472.00        | *                 |                       |                 |                    |                | 54.00               |                 | Horizontal   |
| 16884.00        | *                 |                       |                 |                    |                | 54.00               |                 | Horizontal   |

**Remarks:**

1. Final Level = Receiver Read level + Antenna Factor + Cable Loss – Preamplifier Factor
2. “\*”, means this data is the too weak instrument of signal is unable to test.

|            |         |               |        |
|------------|---------|---------------|--------|
| Test mode: | 802.11b | Test channel: | Middle |
|------------|---------|---------------|--------|

**Peak value:**

| Frequency (MHz) | Read Level (dBuV) | Antenna Factor (dB/m) | Cable Loss (dB) | Preamp Factor (dB) | Level (dBuV/m) | Limit Line (dBuV/m) | Over Limit (dB) | polarization |
|-----------------|-------------------|-----------------------|-----------------|--------------------|----------------|---------------------|-----------------|--------------|
| 4874.00         | 39.74             | 31.85                 | 8.66            | 32.12              | 48.13          | 74.00               | -25.87          | Vertical     |
| 7311.00         | 34.54             | 36.37                 | 11.71           | 31.91              | 50.71          | 74.00               | -23.29          | Vertical     |
| 9748.00         | 33.91             | 38.27                 | 14.25           | 31.56              | 54.87          | 74.00               | -19.13          | Vertical     |
| 12185.00        | *                 |                       |                 |                    |                | 74.00               |                 | Vertical     |
| 14622.00        | *                 |                       |                 |                    |                | 74.00               |                 | Vertical     |
| 17059.00        | *                 |                       |                 |                    |                | 74.00               |                 | Vertical     |
| 4874.00         | 40.16             | 31.85                 | 8.66            | 32.12              | 48.55          | 74.00               | -25.45          | Horizontal   |
| 7311.00         | 33.15             | 36.37                 | 11.71           | 31.91              | 49.32          | 74.00               | -24.68          | Horizontal   |
| 9748.00         | 33.79             | 38.27                 | 14.25           | 31.56              | 54.75          | 74.00               | -19.25          | Horizontal   |
| 12185.00        | *                 |                       |                 |                    |                | 74.00               |                 | Horizontal   |
| 14622.00        | *                 |                       |                 |                    |                | 74.00               |                 | Horizontal   |
| 17059.00        | *                 |                       |                 |                    |                | 74.00               |                 | Horizontal   |

**Average value:**

| Frequency (MHz) | Read Level (dBuV) | Antenna Factor (dB/m) | Cable Loss (dB) | Preamp Factor (dB) | Level (dBuV/m) | Limit Line (dBuV/m) | Over Limit (dB) | polarization |
|-----------------|-------------------|-----------------------|-----------------|--------------------|----------------|---------------------|-----------------|--------------|
| 4874.00         | 30.56             | 31.85                 | 8.66            | 32.12              | 38.95          | 54.00               | -15.05          | Vertical     |
| 7311.00         | 22.84             | 36.37                 | 11.71           | 31.91              | 39.01          | 54.00               | -14.99          | Vertical     |
| 9748.00         | 23.16             | 38.27                 | 14.25           | 31.56              | 44.12          | 54.00               | -9.88           | Vertical     |
| 12185.00        | *                 |                       |                 |                    |                | 54.00               |                 | Vertical     |
| 14622.00        | *                 |                       |                 |                    |                | 54.00               |                 | Vertical     |
| 17059.00        | *                 |                       |                 |                    |                | 54.00               |                 | Vertical     |
| 4874.00         | 30.25             | 31.85                 | 8.66            | 32.12              | 38.64          | 54.00               | -15.36          | Horizontal   |
| 7311.00         | 22.23             | 36.37                 | 11.71           | 31.91              | 38.40          | 54.00               | -15.60          | Horizontal   |
| 9748.00         | 23.49             | 38.27                 | 14.25           | 31.56              | 44.45          | 54.00               | -9.55           | Horizontal   |
| 12185.00        | *                 |                       |                 |                    |                | 54.00               |                 | Horizontal   |
| 14622.00        | *                 |                       |                 |                    |                | 54.00               |                 | Horizontal   |
| 17059.00        | *                 |                       |                 |                    |                | 54.00               |                 | Horizontal   |

**Remarks:**

1. Final Level = Receiver Read level + Antenna Factor + Cable Loss – Pre-amplifier Factor
2. “\*”, means this data is too weak instrument of signal is unable to test.

|            |         |               |         |
|------------|---------|---------------|---------|
| Test mode: | 802.11b | Test channel: | Highest |
|------------|---------|---------------|---------|

**Peak value:**

| Frequency (MHz) | Read Level (dBuV) | Antenna Factor (dB/m) | Cable Loss (dB) | Preamp Factor (dB) | Level (dBuV/m) | Limit Line (dBuV/m) | Over Limit (dB) | polarization |
|-----------------|-------------------|-----------------------|-----------------|--------------------|----------------|---------------------|-----------------|--------------|
| 4924.00         | 45.55             | 31.90                 | 8.70            | 32.15              | 54.00          | 74.00               | -20.00          | Vertical     |
| 7386.00         | 35.39             | 36.49                 | 11.76           | 31.83              | 51.81          | 74.00               | -22.19          | Vertical     |
| 9848.00         | 37.33             | 38.62                 | 14.31           | 31.77              | 58.49          | 74.00               | -15.51          | Vertical     |
| 12310.00        | *                 |                       |                 |                    |                | 74.00               |                 | Vertical     |
| 14772.00        | *                 |                       |                 |                    |                | 74.00               |                 | Vertical     |
| 17234.00        | *                 |                       |                 |                    |                | 74.00               |                 | Vertical     |
| 4924.00         | 44.75             | 31.90                 | 8.70            | 32.15              | 53.20          | 74.00               | -20.80          | Horizontal   |
| 7386.00         | 34.24             | 36.49                 | 11.76           | 31.83              | 50.66          | 74.00               | -23.34          | Horizontal   |
| 9848.00         | 33.48             | 38.62                 | 14.31           | 31.77              | 54.64          | 74.00               | -19.36          | Horizontal   |
| 12310.00        | *                 |                       |                 |                    |                | 74.00               |                 | Horizontal   |
| 14772.00        | *                 |                       |                 |                    |                | 74.00               |                 | Horizontal   |
| 17234.00        | *                 |                       |                 |                    |                | 74.00               |                 | Horizontal   |

**Average value:**

| Frequency (MHz) | Read Level (dBuV) | Antenna Factor (dB/m) | Cable Loss (dB) | Preamp Factor (dB) | Level (dBuV/m) | Limit Line (dBuV/m) | Over Limit (dB) | polarization |
|-----------------|-------------------|-----------------------|-----------------|--------------------|----------------|---------------------|-----------------|--------------|
| 4924.00         | 36.42             | 31.90                 | 8.70            | 32.15              | 44.87          | 54.00               | -9.13           | Vertical     |
| 7386.00         | 25.29             | 36.49                 | 11.76           | 31.83              | 41.71          | 54.00               | -12.29          | Vertical     |
| 9848.00         | 25.82             | 38.62                 | 14.31           | 31.77              | 46.98          | 54.00               | -7.02           | Vertical     |
| 12310.00        | *                 |                       |                 |                    |                | 54.00               |                 | Vertical     |
| 14772.00        | *                 |                       |                 |                    |                | 54.00               |                 | Vertical     |
| 17234.00        | *                 |                       |                 |                    |                | 54.00               |                 | Vertical     |
| 4924.00         | 35.08             | 31.90                 | 8.70            | 32.15              | 43.53          | 54.00               | -10.47          | Horizontal   |
| 7386.00         | 23.62             | 36.49                 | 11.76           | 31.83              | 40.04          | 54.00               | -13.96          | Horizontal   |
| 9848.00         | 22.73             | 38.62                 | 14.31           | 31.77              | 43.89          | 54.00               | -10.11          | Horizontal   |
| 12310.00        | *                 |                       |                 |                    |                | 54.00               |                 | Horizontal   |
| 14772.00        | *                 |                       |                 |                    |                | 54.00               |                 | Horizontal   |
| 17234.00        | *                 |                       |                 |                    |                | 54.00               |                 | Horizontal   |

**Remarks:**

1. Final Level = Receiver Read level + Antenna Factor + Cable Loss – Pre-amplifier Factor
2. “\*”, means this data is too weak instrument of signal is unable to test.



|            |         |               |        |
|------------|---------|---------------|--------|
| Test mode: | 802.11g | Test channel: | lowest |
|------------|---------|---------------|--------|

**Peak value:**

| Frequency (MHz) | Read Level (dBuV) | Antenna Factor (dB/m) | Cable Loss (dB) | Preamp Factor (dB) | Level (dBuV/m) | Limit Line (dBuV/m) | Over Limit (dB) | polarization |
|-----------------|-------------------|-----------------------|-----------------|--------------------|----------------|---------------------|-----------------|--------------|
| 4824.00         | 40.58             | 31.79                 | 8.62            | 32.10              | 48.89          | 74.00               | -25.11          | Vertical     |
| 7236.00         | 34.40             | 36.19                 | 11.68           | 31.97              | 50.30          | 74.00               | -23.70          | Vertical     |
| 9648.00         | 32.85             | 38.07                 | 14.16           | 31.56              | 53.52          | 74.00               | -20.48          | Vertical     |
| 12060.00        | *                 |                       |                 |                    |                | 74.00               |                 | Vertical     |
| 14472.00        | *                 |                       |                 |                    |                | 74.00               |                 | Vertical     |
| 16884.00        | *                 |                       |                 |                    |                | 74.00               |                 | Vertical     |
| 4824.00         | 39.21             | 31.79                 | 8.62            | 32.10              | 47.52          | 74.00               | -26.48          | Horizontal   |
| 7236.00         | 34.13             | 36.19                 | 11.68           | 31.97              | 50.03          | 74.00               | -23.97          | Horizontal   |
| 9648.00         | 32.41             | 38.07                 | 14.16           | 31.56              | 53.08          | 74.00               | -20.92          | Horizontal   |
| 12060.00        | *                 |                       |                 |                    |                | 74.00               |                 | Horizontal   |
| 14472.00        | *                 |                       |                 |                    |                | 74.00               |                 | Horizontal   |
| 16884.00        | *                 |                       |                 |                    |                | 74.00               |                 | Horizontal   |

**Average value:**

| Frequency (MHz) | Read Level (dBuV) | Antenna Factor (dB/m) | Cable Loss (dB) | Preamp Factor (dB) | Level (dBuV/m) | Limit Line (dBuV/m) | Over Limit (dB) | polarization |
|-----------------|-------------------|-----------------------|-----------------|--------------------|----------------|---------------------|-----------------|--------------|
| 4824.00         | 29.64             | 31.79                 | 8.62            | 32.10              | 37.95          | 54.00               | -16.05          | Vertical     |
| 7236.00         | 23.26             | 36.19                 | 11.68           | 31.97              | 39.16          | 54.00               | -14.84          | Vertical     |
| 9648.00         | 23.19             | 38.07                 | 14.16           | 31.56              | 43.86          | 54.00               | -10.14          | Vertical     |
| 12060.00        | *                 |                       |                 |                    |                | 54.00               |                 | Vertical     |
| 14472.00        | *                 |                       |                 |                    |                | 54.00               |                 | Vertical     |
| 16884.00        | *                 |                       |                 |                    |                | 54.00               |                 | Vertical     |
| 4824.00         | 28.73             | 31.79                 | 8.62            | 32.10              | 37.04          | 54.00               | -16.96          | Horizontal   |
| 7236.00         | 22.71             | 36.19                 | 11.68           | 31.97              | 38.61          | 54.00               | -15.39          | Horizontal   |
| 9648.00         | 22.16             | 38.07                 | 14.16           | 31.56              | 42.83          | 54.00               | -11.17          | Horizontal   |
| 12060.00        | *                 |                       |                 |                    |                | 54.00               |                 | Horizontal   |
| 14472.00        | *                 |                       |                 |                    |                | 54.00               |                 | Horizontal   |
| 16884.00        | *                 |                       |                 |                    |                | 54.00               |                 | Horizontal   |

**Remarks:**

1. Final Level = Receiver Read level + Antenna Factor + Cable Loss – Pre-amplifier Factor
2. “\*”, means this data is too weak instrument of signal is unable to test.

|            |         |               |        |
|------------|---------|---------------|--------|
| Test mode: | 802.11g | Test channel: | Middle |
|------------|---------|---------------|--------|

**Peak value:**

| Frequency (MHz) | Read Level (dBuV) | Antenna Factor (dB/m) | Cable Loss (dB) | Preamp Factor (dB) | Level (dBuV/m) | Limit Line (dBuV/m) | Over Limit (dB) | polarization |
|-----------------|-------------------|-----------------------|-----------------|--------------------|----------------|---------------------|-----------------|--------------|
| 4874.00         | 39.59             | 31.85                 | 8.66            | 32.12              | 47.98          | 74.00               | -26.02          | Vertical     |
| 7311.00         | 34.44             | 36.37                 | 11.71           | 31.91              | 50.61          | 74.00               | -23.39          | Vertical     |
| 9748.00         | 33.84             | 38.27                 | 14.25           | 31.56              | 54.80          | 74.00               | -19.20          | Vertical     |
| 12185.00        | *                 |                       |                 |                    |                | 74.00               |                 | Vertical     |
| 14622.00        | *                 |                       |                 |                    |                | 74.00               |                 | Vertical     |
| 17059.00        | *                 |                       |                 |                    |                | 74.00               |                 | Vertical     |
| 4874.00         | 40.03             | 31.85                 | 8.66            | 32.12              | 48.42          | 74.00               | -25.58          | Horizontal   |
| 7311.00         | 33.06             | 36.37                 | 11.71           | 31.91              | 49.23          | 74.00               | -24.77          | Horizontal   |
| 9748.00         | 33.72             | 38.27                 | 14.25           | 31.56              | 54.68          | 74.00               | -19.32          | Horizontal   |
| 12185.00        | *                 |                       |                 |                    |                | 74.00               |                 | Horizontal   |
| 14622.00        | *                 |                       |                 |                    |                | 74.00               |                 | Horizontal   |
| 17059.00        | *                 |                       |                 |                    |                | 74.00               |                 | Horizontal   |

**Average value:**

| Frequency (MHz) | Read Level (dBuV) | Antenna Factor (dB/m) | Cable Loss (dB) | Preamp Factor (dB) | Level (dBuV/m) | Limit Line (dBuV/m) | Over Limit (dB) | polarization |
|-----------------|-------------------|-----------------------|-----------------|--------------------|----------------|---------------------|-----------------|--------------|
| 4874.00         | 30.42             | 31.85                 | 8.66            | 32.12              | 38.81          | 54.00               | -15.19          | Vertical     |
| 7311.00         | 22.75             | 36.37                 | 11.71           | 31.91              | 38.92          | 54.00               | -15.08          | Vertical     |
| 9748.00         | 23.09             | 38.27                 | 14.25           | 31.56              | 44.05          | 54.00               | -9.95           | Vertical     |
| 12185.00        | *                 |                       |                 |                    |                | 54.00               |                 | Vertical     |
| 14622.00        | *                 |                       |                 |                    |                | 54.00               |                 | Vertical     |
| 17059.00        | *                 |                       |                 |                    |                | 54.00               |                 | Vertical     |
| 4874.00         | 30.13             | 31.85                 | 8.66            | 32.12              | 38.52          | 54.00               | -15.48          | Horizontal   |
| 7311.00         | 22.15             | 36.37                 | 11.71           | 31.91              | 38.32          | 54.00               | -15.68          | Horizontal   |
| 9748.00         | 23.43             | 38.27                 | 14.25           | 31.56              | 44.39          | 54.00               | -9.61           | Horizontal   |
| 12185.00        | *                 |                       |                 |                    |                | 54.00               |                 | Horizontal   |
| 14622.00        | *                 |                       |                 |                    |                | 54.00               |                 | Horizontal   |
| 17059.00        | *                 |                       |                 |                    |                | 54.00               |                 | Horizontal   |

**Remarks:**

1. Final Level = Receiver Read level + Antenna Factor + Cable Loss – Pre-amplifier Factor
2. “\*”, means this data is too weak instrument of signal is unable to test.

|            |         |               |         |
|------------|---------|---------------|---------|
| Test mode: | 802.11g | Test channel: | Highest |
|------------|---------|---------------|---------|

**Peak value:**

| Frequency (MHz) | Read Level (dBuV) | Antenna Factor (dB/m) | Cable Loss (dB) | Preamp Factor (dB) | Level (dBuV/m) | Limit Line (dBuV/m) | Over Limit (dB) | polarization |
|-----------------|-------------------|-----------------------|-----------------|--------------------|----------------|---------------------|-----------------|--------------|
| 4924.00         | 45.29             | 31.90                 | 8.70            | 32.15              | 53.74          | 74.00               | -20.26          | Vertical     |
| 7386.00         | 35.23             | 36.49                 | 11.76           | 31.83              | 51.65          | 74.00               | -22.35          | Vertical     |
| 9848.00         | 37.22             | 38.62                 | 14.31           | 31.77              | 58.38          | 74.00               | -15.62          | Vertical     |
| 12310.00        | *                 |                       |                 |                    |                | 74.00               |                 | Vertical     |
| 14772.00        | *                 |                       |                 |                    |                | 74.00               |                 | Vertical     |
| 17234.00        | *                 |                       |                 |                    |                | 74.00               |                 | Vertical     |
| 4924.00         | 44.53             | 31.90                 | 8.70            | 32.15              | 52.98          | 74.00               | -21.02          | Horizontal   |
| 7386.00         | 34.09             | 36.49                 | 11.76           | 31.83              | 50.51          | 74.00               | -23.49          | Horizontal   |
| 9848.00         | 33.37             | 38.62                 | 14.31           | 31.77              | 54.53          | 74.00               | -19.47          | Horizontal   |
| 12310.00        | *                 |                       |                 |                    |                | 74.00               |                 | Horizontal   |
| 14772.00        | *                 |                       |                 |                    |                | 74.00               |                 | Horizontal   |
| 17234.00        | *                 |                       |                 |                    |                | 74.00               |                 | Horizontal   |

**Average value:**

| Frequency (MHz) | Read Level (dBuV) | Antenna Factor (dB/m) | Cable Loss (dB) | Preamp Factor (dB) | Level (dBuV/m) | Limit Line (dBuV/m) | Over Limit (dB) | polarization |
|-----------------|-------------------|-----------------------|-----------------|--------------------|----------------|---------------------|-----------------|--------------|
| 4924.00         | 36.18             | 31.90                 | 8.70            | 32.15              | 44.63          | 54.00               | -9.37           | Vertical     |
| 7386.00         | 25.13             | 36.49                 | 11.76           | 31.83              | 41.55          | 54.00               | -12.45          | Vertical     |
| 9848.00         | 25.71             | 38.62                 | 14.31           | 31.77              | 46.87          | 54.00               | -7.13           | Vertical     |
| 12310.00        | *                 |                       |                 |                    |                | 54.00               |                 | Vertical     |
| 14772.00        | *                 |                       |                 |                    |                | 54.00               |                 | Vertical     |
| 17234.00        | *                 |                       |                 |                    |                | 54.00               |                 | Vertical     |
| 4924.00         | 34.88             | 31.90                 | 8.70            | 32.15              | 43.33          | 54.00               | -10.67          | Horizontal   |
| 7386.00         | 23.48             | 36.49                 | 11.76           | 31.83              | 39.90          | 54.00               | -14.10          | Horizontal   |
| 9848.00         | 22.62             | 38.62                 | 14.31           | 31.77              | 43.78          | 54.00               | -10.22          | Horizontal   |
| 12310.00        | *                 |                       |                 |                    |                | 54.00               |                 | Horizontal   |
| 14772.00        | *                 |                       |                 |                    |                | 54.00               |                 | Horizontal   |
| 17234.00        | *                 |                       |                 |                    |                | 54.00               |                 | Horizontal   |

**Remarks:**

1. Final Level = Receiver Read level + Antenna Factor + Cable Loss – Preamplifier Factor
2. “\*”, means this data is the too weak instrument of signal is unable to test.

|            |               |               |        |
|------------|---------------|---------------|--------|
| Test mode: | 802.11n(HT20) | Test channel: | Lowest |
|------------|---------------|---------------|--------|

**Peak value:**

| Frequency (MHz) | Read Level (dBuV) | Antenna Factor (dB/m) | Cable Loss (dB) | Preamp Factor (dB) | Level (dBuV/m) | Limit Line (dBuV/m) | Over Limit (dB) | polarization |
|-----------------|-------------------|-----------------------|-----------------|--------------------|----------------|---------------------|-----------------|--------------|
| 4824.00         | 39.70             | 31.79                 | 8.62            | 32.10              | 48.01          | 74.00               | -25.99          | Vertical     |
| 7236.00         | 33.85             | 36.19                 | 11.68           | 31.97              | 49.75          | 74.00               | -24.25          | Vertical     |
| 9648.00         | 32.45             | 38.07                 | 14.16           | 31.56              | 53.12          | 74.00               | -20.88          | Vertical     |
| 12060.00        | *                 |                       |                 |                    |                | 74.00               |                 | Vertical     |
| 14472.00        | *                 |                       |                 |                    |                | 74.00               |                 | Vertical     |
| 16884.00        | *                 |                       |                 |                    |                | 74.00               |                 | Vertical     |
| 4824.00         | 38.47             | 31.79                 | 8.62            | 32.10              | 46.78          | 74.00               | -27.22          | Horizontal   |
| 7236.00         | 33.64             | 36.19                 | 11.68           | 31.97              | 49.54          | 74.00               | -24.46          | Horizontal   |
| 9648.00         | 32.05             | 38.07                 | 14.16           | 31.56              | 52.72          | 74.00               | -21.28          | Horizontal   |
| 12060.00        | *                 |                       |                 |                    |                | 74.00               |                 | Horizontal   |
| 14472.00        | *                 |                       |                 |                    |                | 74.00               |                 | Horizontal   |
| 16884.00        | *                 |                       |                 |                    |                | 74.00               |                 | Horizontal   |

**Average value:**

| Frequency (MHz) | Read Level (dBuV) | Antenna Factor (dB/m) | Cable Loss (dB) | Preamp Factor (dB) | Level (dBuV/m) | Limit Line (dBuV/m) | Over Limit (dB) | polarization |
|-----------------|-------------------|-----------------------|-----------------|--------------------|----------------|---------------------|-----------------|--------------|
| 4824.00         | 28.83             | 31.79                 | 8.62            | 32.10              | 37.14          | 54.00               | -16.86          | Vertical     |
| 7236.00         | 22.73             | 36.19                 | 11.68           | 31.97              | 38.63          | 54.00               | -15.37          | Vertical     |
| 9648.00         | 22.81             | 38.07                 | 14.16           | 31.56              | 43.48          | 54.00               | -10.52          | Vertical     |
| 12060.00        | *                 |                       |                 |                    |                | 54.00               |                 | Vertical     |
| 14472.00        | *                 |                       |                 |                    |                | 54.00               |                 | Vertical     |
| 16884.00        | *                 |                       |                 |                    |                | 54.00               |                 | Vertical     |
| 4824.00         | 28.03             | 31.79                 | 8.62            | 32.10              | 36.34          | 54.00               | -17.66          | Horizontal   |
| 7236.00         | 22.23             | 36.19                 | 11.68           | 31.97              | 38.13          | 54.00               | -15.87          | Horizontal   |
| 9648.00         | 21.80             | 38.07                 | 14.16           | 31.56              | 42.47          | 54.00               | -11.53          | Horizontal   |
| 12060.00        | *                 |                       |                 |                    |                | 54.00               |                 | Horizontal   |
| 14472.00        | *                 |                       |                 |                    |                | 54.00               |                 | Horizontal   |
| 16884.00        | *                 |                       |                 |                    |                | 54.00               |                 | Horizontal   |

**Remarks:**

1. Final Level = Receiver Read level + Antenna Factor + Cable Loss – Pre-amplifier Factor
2. “\*”, means this data is the too weak instrument of signal is unable to test.

|            |               |               |        |
|------------|---------------|---------------|--------|
| Test mode: | 802.11n(HT20) | Test channel: | Middle |
|------------|---------------|---------------|--------|

**Peak value:**

| Frequency (MHz) | Read Level (dBuV) | Antenna Factor (dB/m) | Cable Loss (dB) | Preamp Factor (dB) | Level (dBuV/m) | Limit Line (dBuV/m) | Over Limit (dB) | polarization |
|-----------------|-------------------|-----------------------|-----------------|--------------------|----------------|---------------------|-----------------|--------------|
| 4874.00         | 38.86             | 31.85                 | 8.66            | 32.12              | 47.25          | 74.00               | -26.75          | Vertical     |
| 7311.00         | 33.98             | 36.37                 | 11.71           | 31.91              | 50.15          | 74.00               | -23.85          | Vertical     |
| 9748.00         | 33.51             | 38.27                 | 14.25           | 31.56              | 54.47          | 74.00               | -19.53          | Vertical     |
| 12185.00        | *                 |                       |                 |                    |                | 74.00               |                 | Vertical     |
| 14622.00        | *                 |                       |                 |                    |                | 74.00               |                 | Vertical     |
| 17059.00        | *                 |                       |                 |                    |                | 74.00               |                 | Vertical     |
| 4874.00         | 39.42             | 31.85                 | 8.66            | 32.12              | 47.81          | 74.00               | -26.19          | Horizontal   |
| 7311.00         | 32.66             | 36.37                 | 11.71           | 31.91              | 48.83          | 74.00               | -25.17          | Horizontal   |
| 9748.00         | 33.42             | 38.27                 | 14.25           | 31.56              | 54.38          | 74.00               | -19.62          | Horizontal   |
| 12185.00        | *                 |                       |                 |                    |                | 74.00               |                 | Horizontal   |
| 14622.00        | *                 |                       |                 |                    |                | 74.00               |                 | Horizontal   |
| 17059.00        | *                 |                       |                 |                    |                | 74.00               |                 | Horizontal   |

**Average value:**

| Frequency (MHz) | Read Level (dBuV) | Antenna Factor (dB/m) | Cable Loss (dB) | Preamp Factor (dB) | Level (dBuV/m) | Limit Line (dBuV/m) | Over Limit (dB) | polarization |
|-----------------|-------------------|-----------------------|-----------------|--------------------|----------------|---------------------|-----------------|--------------|
| 4874.00         | 29.75             | 31.85                 | 8.66            | 32.12              | 38.14          | 54.00               | -15.86          | Vertical     |
| 7311.00         | 22.31             | 36.37                 | 11.71           | 31.91              | 38.48          | 54.00               | -15.52          | Vertical     |
| 9748.00         | 22.77             | 38.27                 | 14.25           | 31.56              | 43.73          | 54.00               | -10.27          | Vertical     |
| 12185.00        | *                 |                       |                 |                    |                | 54.00               |                 | Vertical     |
| 14622.00        | *                 |                       |                 |                    |                | 54.00               |                 | Vertical     |
| 17059.00        | *                 |                       |                 |                    |                | 54.00               |                 | Vertical     |
| 4874.00         | 29.56             | 31.85                 | 8.66            | 32.12              | 37.95          | 54.00               | -16.05          | Horizontal   |
| 7311.00         | 21.76             | 36.37                 | 11.71           | 31.91              | 37.93          | 54.00               | -16.07          | Horizontal   |
| 9748.00         | 23.14             | 38.27                 | 14.25           | 31.56              | 44.10          | 54.00               | -9.90           | Horizontal   |
| 12185.00        | *                 |                       |                 |                    |                | 54.00               |                 | Horizontal   |
| 14622.00        | *                 |                       |                 |                    |                | 54.00               |                 | Horizontal   |
| 17059.00        | *                 |                       |                 |                    |                | 54.00               |                 | Horizontal   |

**Remarks:**

1. Final Level = Receiver Read level + Antenna Factor + Cable Loss – Preamplifier Factor
2. “\*”, means this data is the too weak instrument of signal is unable to test.

|            |               |               |         |
|------------|---------------|---------------|---------|
| Test mode: | 802.11n(HT20) | Test channel: | Highest |
|------------|---------------|---------------|---------|

**Peak value:**

| Frequency (MHz) | Read Level (dBuV) | Antenna Factor (dB/m) | Cable Loss (dB) | Preamp Factor (dB) | Level (dBuV/m) | Limit Line (dBuV/m) | Over Limit (dB) | polarization |
|-----------------|-------------------|-----------------------|-----------------|--------------------|----------------|---------------------|-----------------|--------------|
| 4924.00         | 44.04             | 31.90                 | 8.70            | 32.15              | 52.49          | 74.00               | -21.51          | Vertical     |
| 7386.00         | 34.43             | 36.49                 | 11.76           | 31.83              | 50.85          | 74.00               | -23.15          | Vertical     |
| 9848.00         | 36.65             | 38.62                 | 14.31           | 31.77              | 57.81          | 74.00               | -16.19          | Vertical     |
| 12310.00        | *                 |                       |                 |                    |                | 74.00               |                 | Vertical     |
| 14772.00        | *                 |                       |                 |                    |                | 74.00               |                 | Vertical     |
| 17234.00        | *                 |                       |                 |                    |                | 74.00               |                 | Vertical     |
| 4924.00         | 43.48             | 31.90                 | 8.70            | 32.15              | 51.93          | 74.00               | -22.07          | Horizontal   |
| 7386.00         | 33.40             | 36.49                 | 11.76           | 31.83              | 49.82          | 74.00               | -24.18          | Horizontal   |
| 9848.00         | 32.85             | 38.62                 | 14.31           | 31.77              | 54.01          | 74.00               | -19.99          | Horizontal   |
| 12310.00        | *                 |                       |                 |                    |                | 74.00               |                 | Horizontal   |
| 14772.00        | *                 |                       |                 |                    |                | 74.00               |                 | Horizontal   |
| 17234.00        | *                 |                       |                 |                    |                | 74.00               |                 | Horizontal   |

**Average value:**



| Frequency (MHz) | Read Level (dBuV) | Antenna Factor (dB/m) | Cable Loss (dB) | Preamp Factor (dB) | Level (dBuV/m) | Limit Line (dBuV/m) | Over Limit (dB) | polarization |
|-----------------|-------------------|-----------------------|-----------------|--------------------|----------------|---------------------|-----------------|--------------|
| 4924.00         | 35.02             | 31.90                 | 8.70            | 32.15              | 43.47          | 54.00               | -10.53          | Vertical     |
| 7386.00         | 24.37             | 36.49                 | 11.76           | 31.83              | 40.79          | 54.00               | -13.21          | Vertical     |
| 9848.00         | 25.17             | 38.62                 | 14.31           | 31.77              | 46.33          | 54.00               | -7.67           | Vertical     |
| 12310.00        | *                 |                       |                 |                    |                | 54.00               |                 | Vertical     |
| 14772.00        | *                 |                       |                 |                    |                | 54.00               |                 | Vertical     |
| 17234.00        | *                 |                       |                 |                    |                | 54.00               |                 | Vertical     |
| 4924.00         | 33.88             | 31.90                 | 8.70            | 32.15              | 42.33          | 54.00               | -11.67          | Horizontal   |
| 7386.00         | 22.81             | 36.49                 | 11.76           | 31.83              | 39.23          | 54.00               | -14.77          | Horizontal   |
| 9848.00         | 22.12             | 38.62                 | 14.31           | 31.77              | 43.28          | 54.00               | -10.72          | Horizontal   |
| 12310.00        | *                 |                       |                 |                    |                | 54.00               |                 | Horizontal   |
| 14772.00        | *                 |                       |                 |                    |                | 54.00               |                 | Horizontal   |
| 17234.00        | *                 |                       |                 |                    |                | 54.00               |                 | Horizontal   |

**Remarks:**

- 1 Final Level = Receiver Read level + Antenna Factor + Cable Loss – Preamplifier Factor
- 2 “\*”, means this data is the too weak instrument of signal is unable to test.

## 8 Test Setup Photo

Radiated Emission






## Conducted Emission











## 9 EUT Constructional Details




























-----End-----