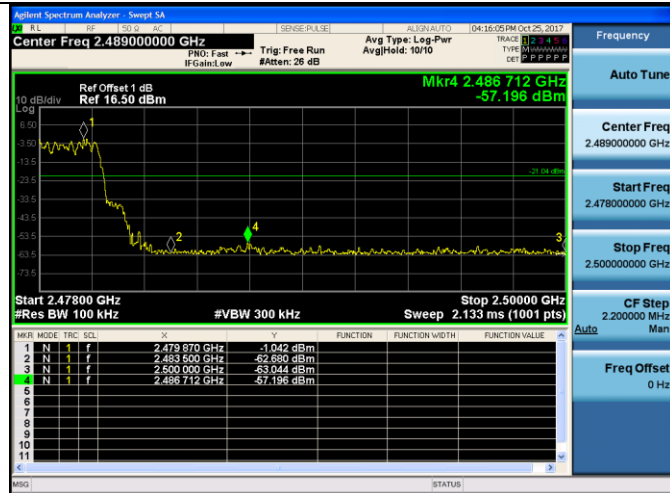
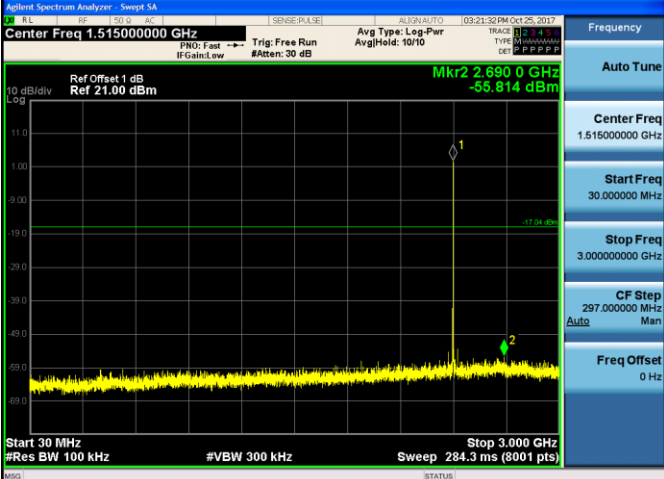
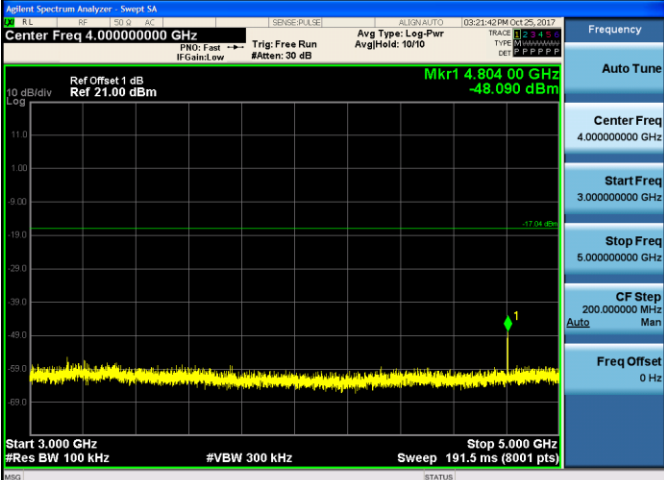
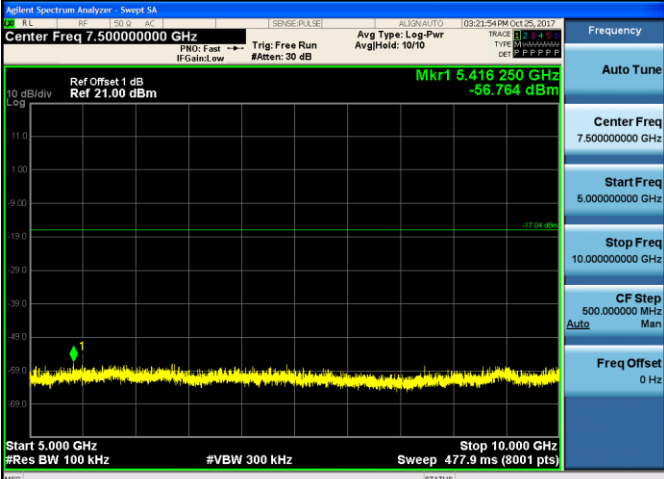
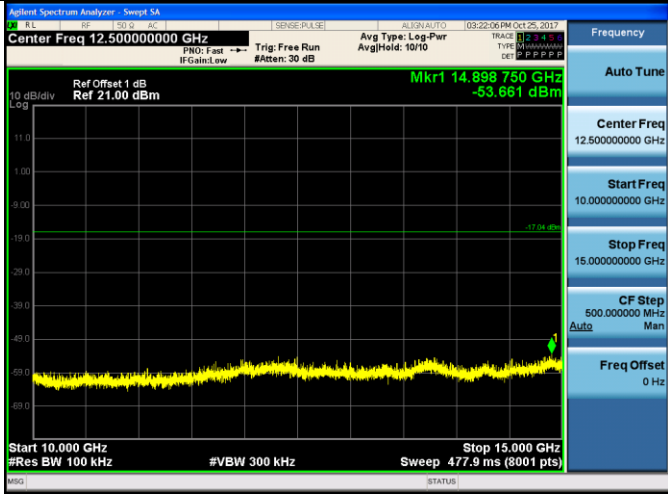
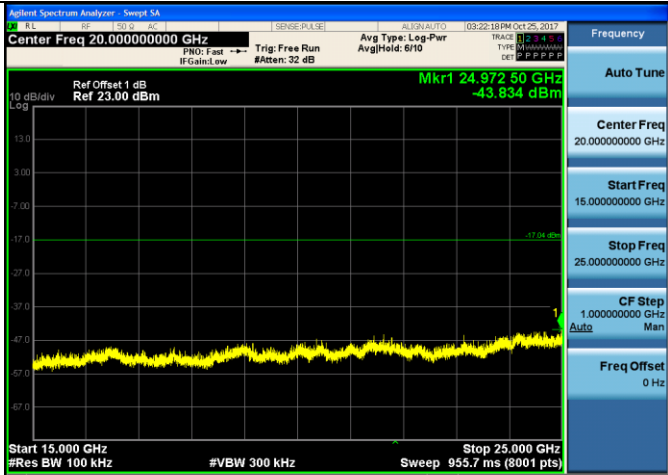
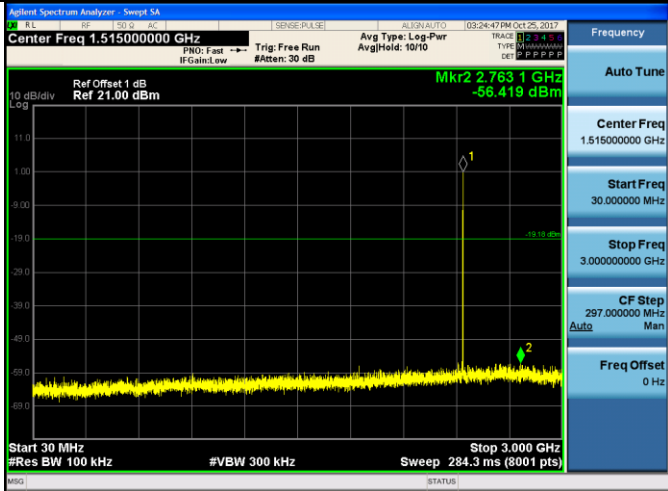
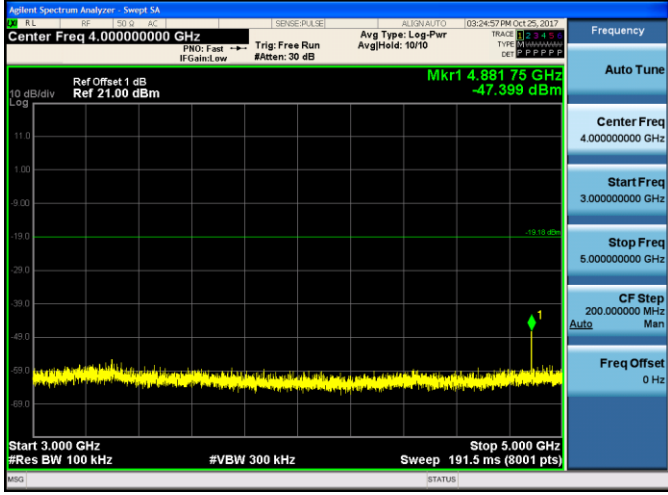
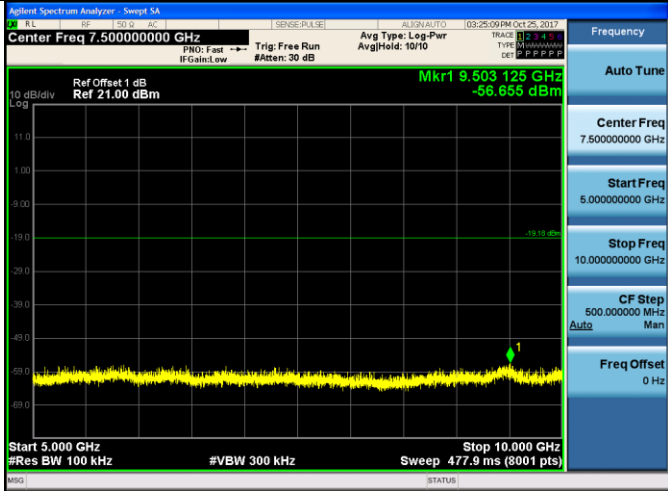
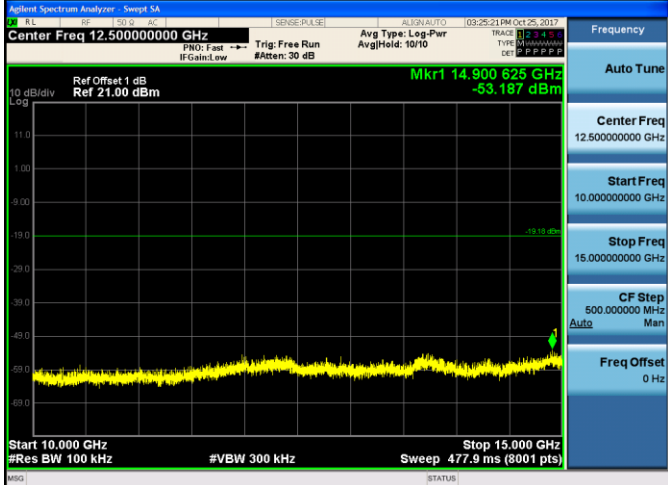


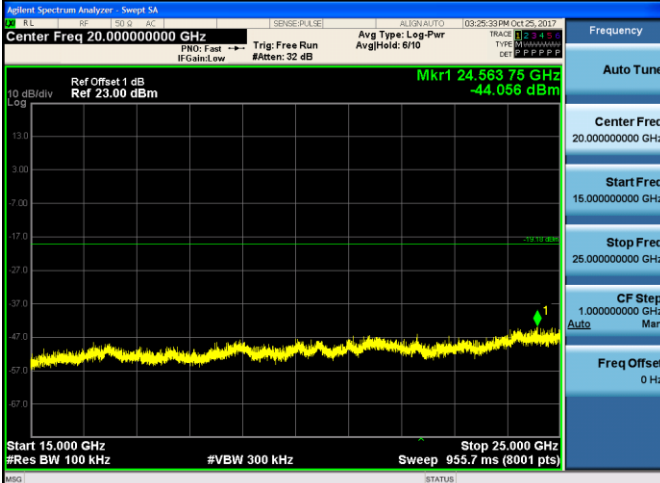
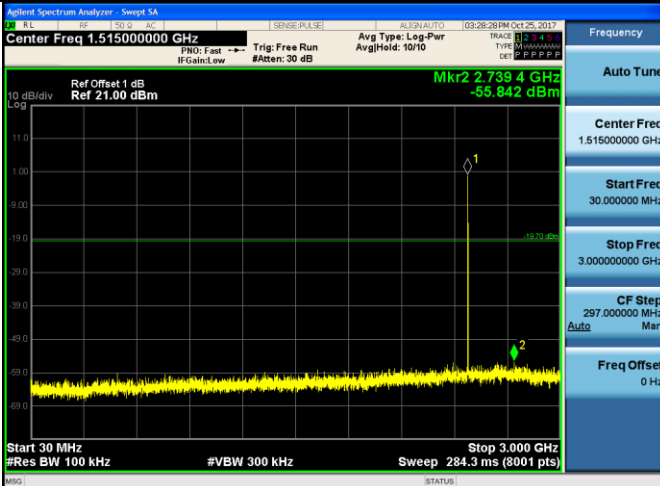
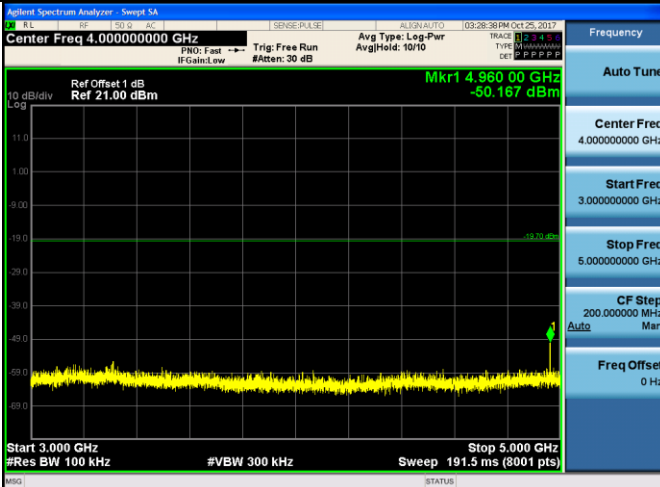
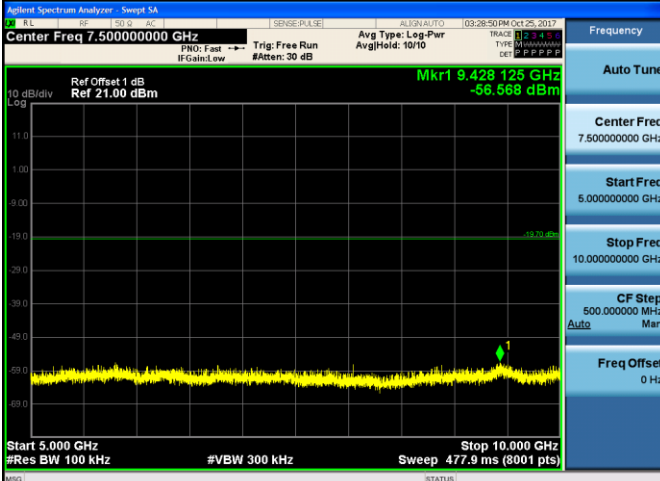
CH78
Hoppig mode

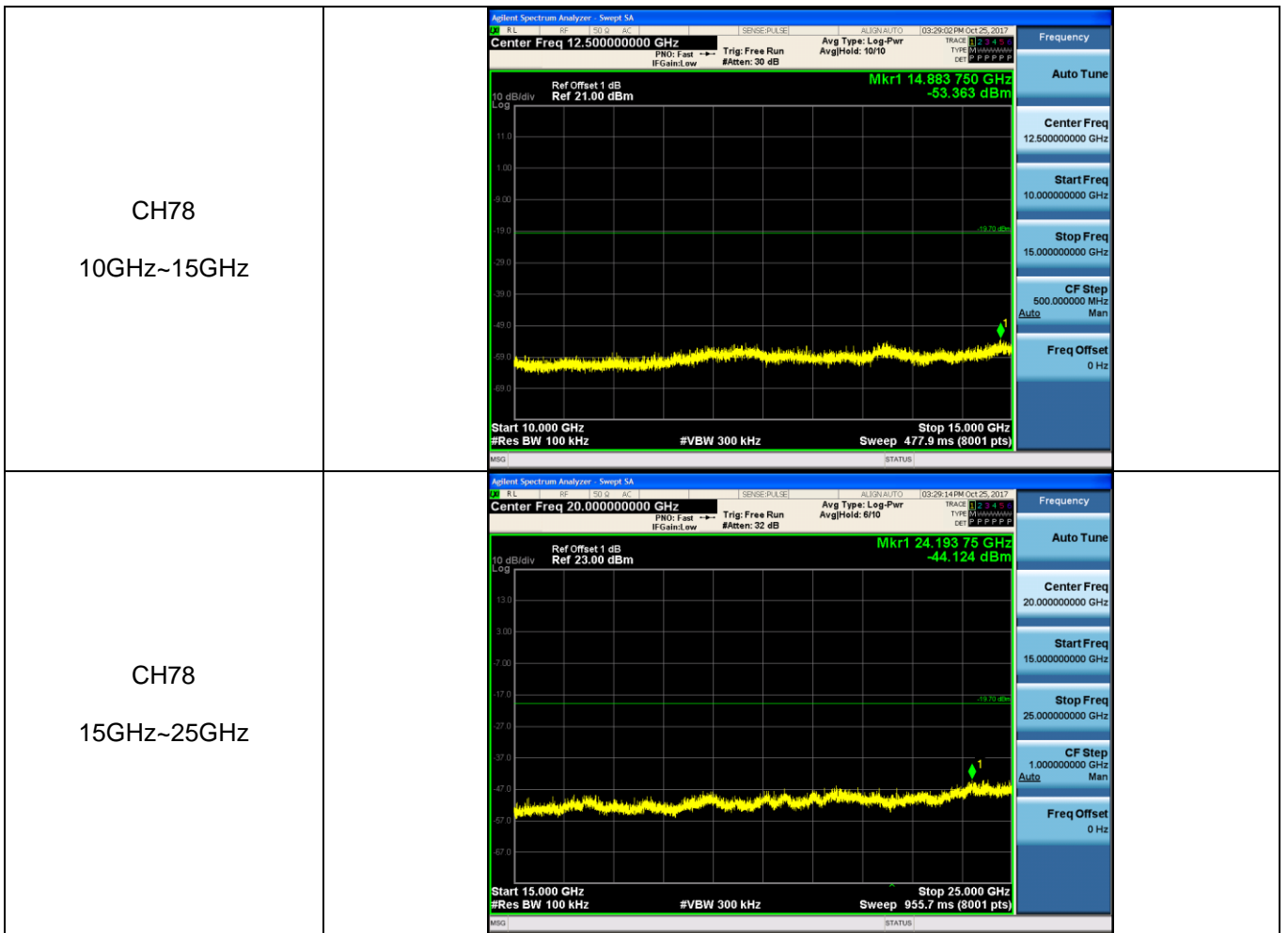


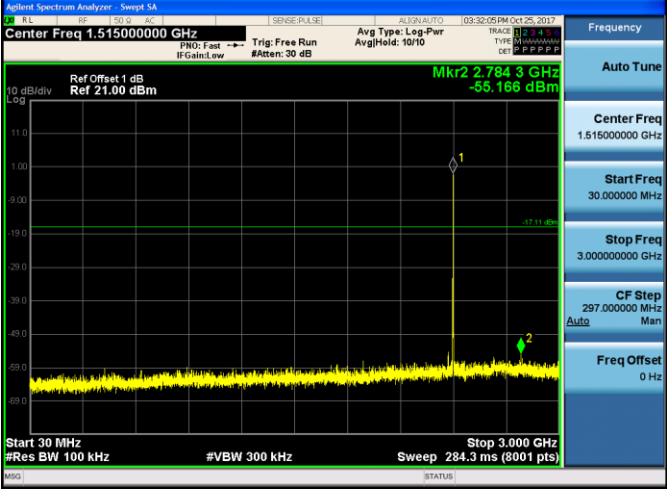
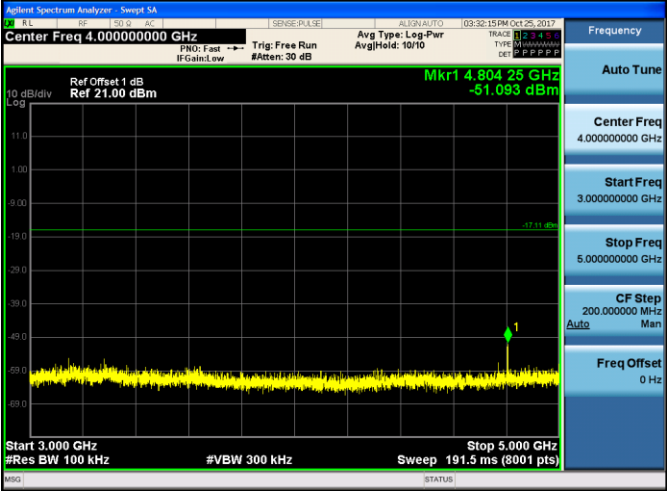
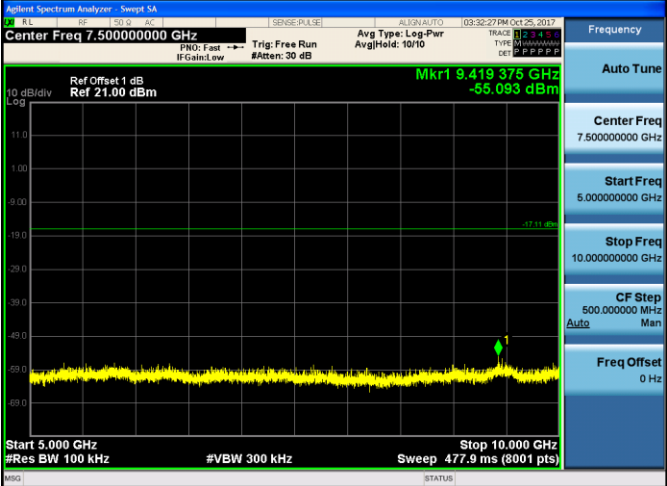
Test Item:	SE	Modulation type:	GFSK
<p>CH00 30MHz~3GHz</p>			<p>Frequency</p> <p>Auto Tune</p> <p>Center Freq 1.515000000 GHz</p> <p>Start Freq 30.00000000 MHz</p> <p>Stop Freq 3.000000000 GHz</p> <p>CF Step 297.000000 MHz Auto Man</p> <p>Freq Offset 0 Hz</p>
<p>CH00 3GHz~5GHz</p>			<p>Frequency</p> <p>Auto Tune</p> <p>Center Freq 4.000000000 GHz</p> <p>Start Freq 3.000000000 GHz</p> <p>Stop Freq 5.000000000 GHz</p> <p>CF Step 200.000000 MHz Auto Man</p> <p>Freq Offset 0 Hz</p>
<p>CH00 5GHz~10GHz</p>			<p>Frequency</p> <p>Auto Tune</p> <p>Center Freq 7.500000000 GHz</p> <p>Start Freq 5.000000000 GHz</p> <p>Stop Freq 10.00000000 GHz</p> <p>CF Step 500.000000 MHz Auto Man</p> <p>Freq Offset 0 Hz</p>

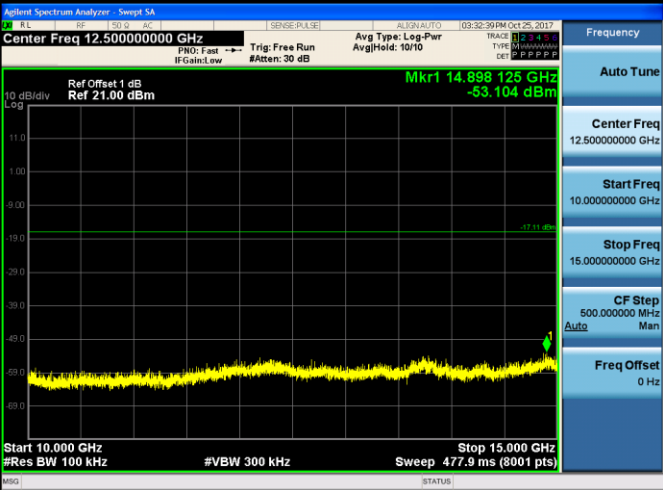

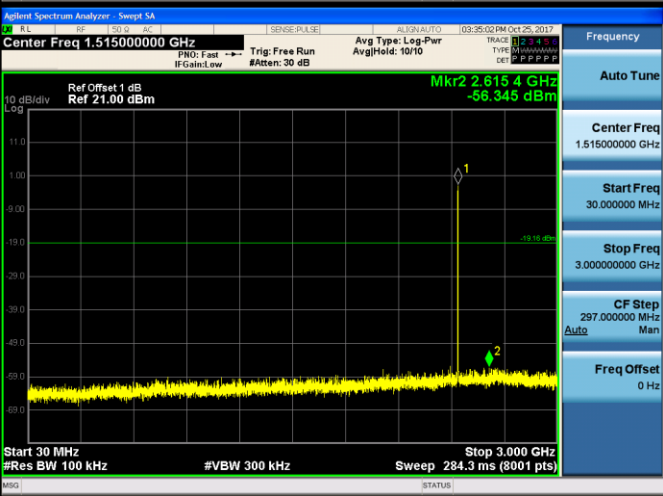
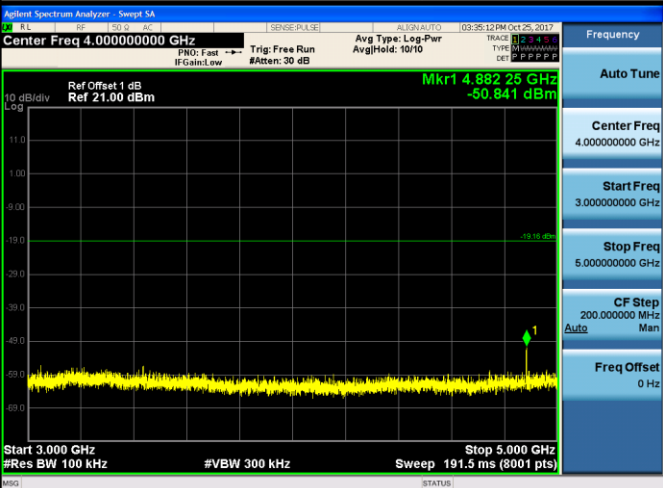
<p>CH00 10GHz~15GHz</p>	
<p>CH00 15GHz~25GHz</p>	
<p>CH39 30MHz~3GHz</p>	

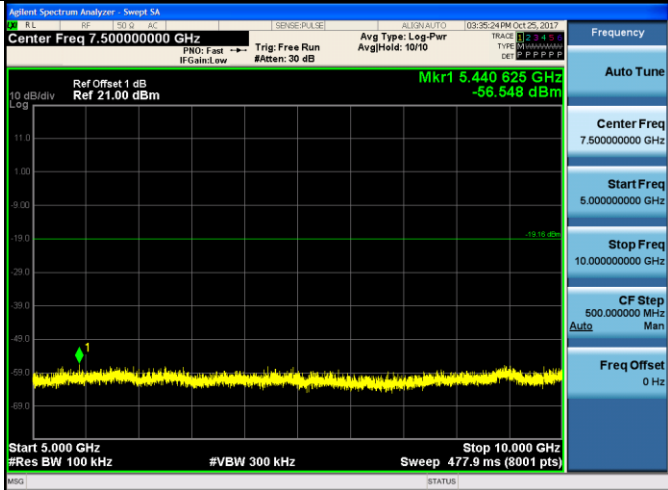
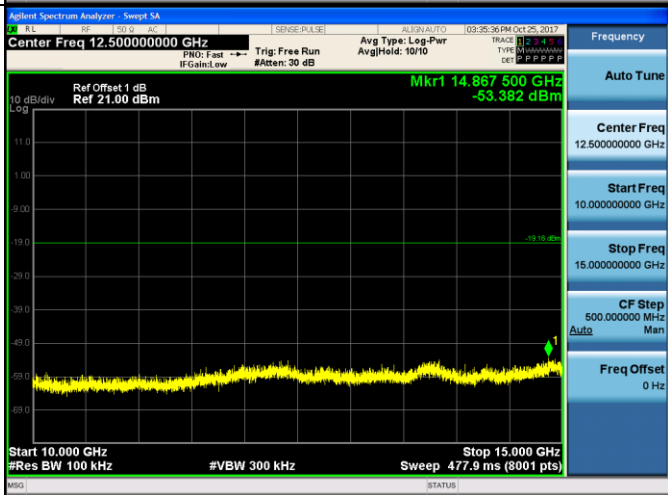

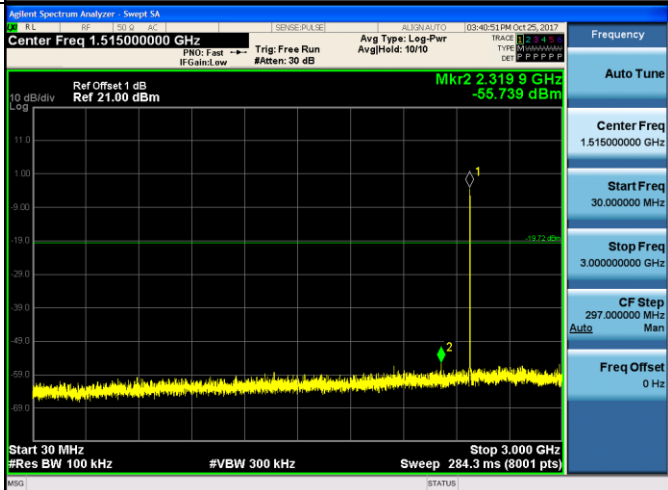
<p>CH39 3GHz~5GHz</p>	
<p>CH39 5GHz~10GHz</p>	
<p>CH39 10GHz~15GHz</p>	

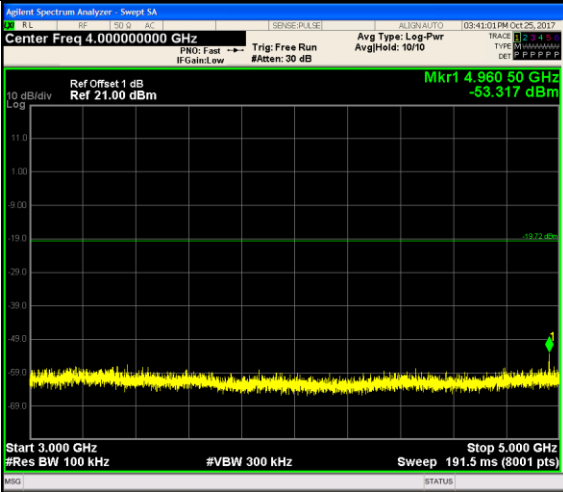
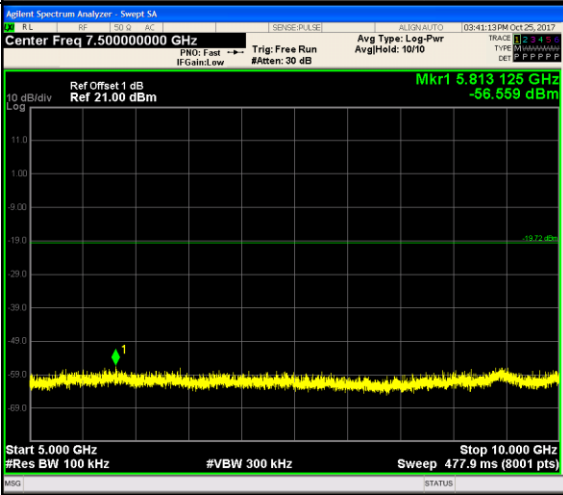
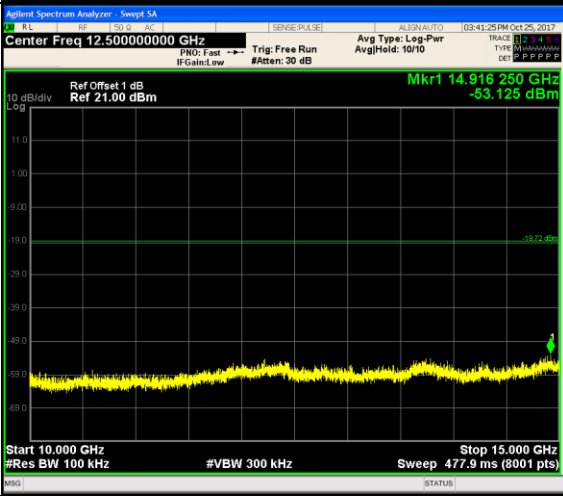

<p>CH39 15GHz~25GHz</p>		<p>Frequency</p> <p>Auto Tune</p> <p>Center Freq 20.00000000 GHz</p> <p>Start Freq 15.00000000 GHz</p> <p>Stop Freq 25.00000000 GHz</p> <p>CF Step 1.00000000 GHz Auto Man</p> <p>Freq Offset 0 Hz</p>
<p>CH78 30MHz~3GHz</p>		<p>Frequency</p> <p>Auto Tune</p> <p>Center Freq 1.51500000 GHz</p> <p>Start Freq 30.000000 MHz</p> <p>Stop Freq 3.00000000 GHz</p> <p>CF Step 297.000000 MHz Auto Man</p> <p>Freq Offset 0 Hz</p>
<p>CH78 3GHz~5GHz</p>		<p>Frequency</p> <p>Auto Tune</p> <p>Center Freq 4.00000000 GHz</p> <p>Start Freq 3.00000000 GHz</p> <p>Stop Freq 5.00000000 GHz</p> <p>CF Step 200.000000 MHz Auto Man</p> <p>Freq Offset 0 Hz</p>
<p>CH78 5GHz~10GHz</p>		<p>Frequency</p> <p>Auto Tune</p> <p>Center Freq 7.50000000 GHz</p> <p>Start Freq 5.00000000 GHz</p> <p>Stop Freq 10.00000000 GHz</p> <p>CF Step 500.000000 MHz Auto Man</p> <p>Freq Offset 0 Hz</p>

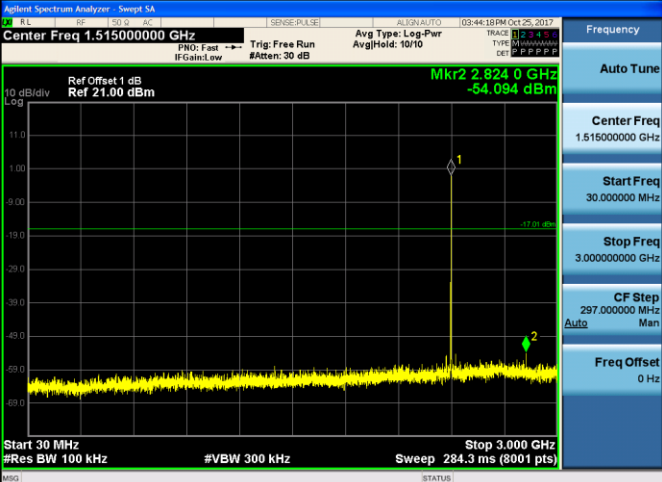
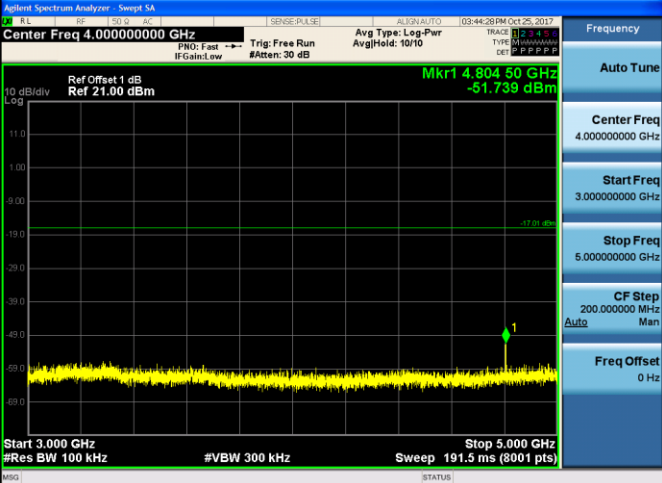
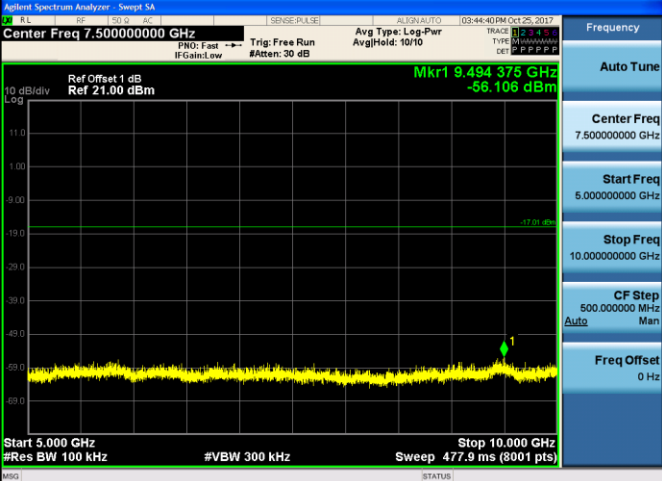


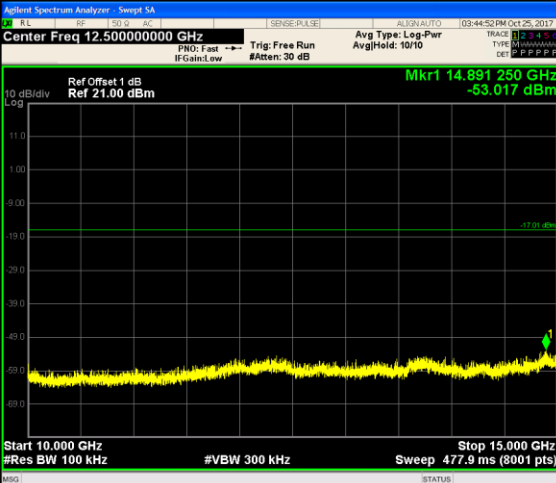
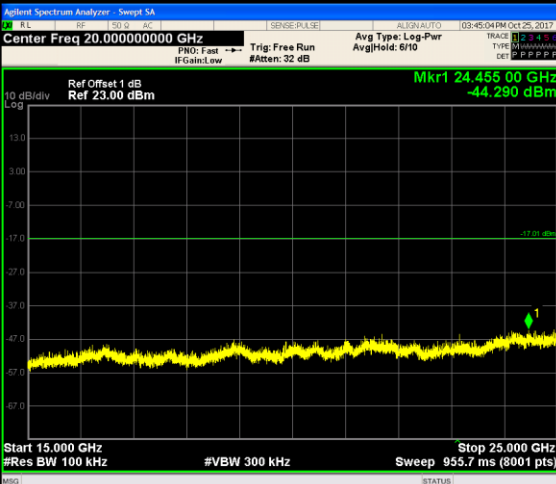
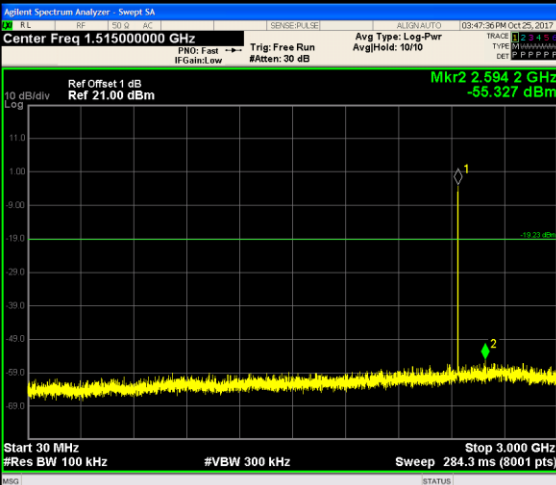
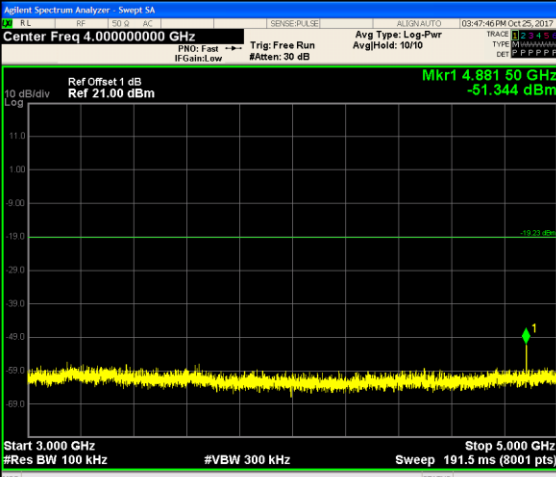
Test Item:	SE	Modulation type:	$\pi/4$ DQPSK
<p>CH00 30MHz~3GHz</p>			
<p>CH00 3GHz~5GHz</p>			
<p>CH00 5GHz~10GHz</p>			

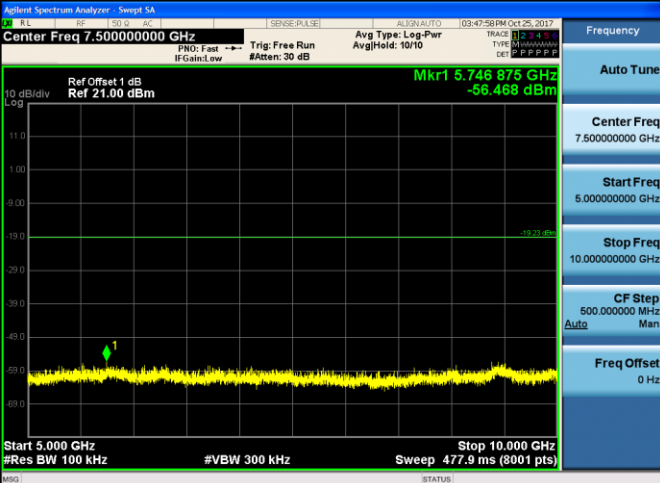
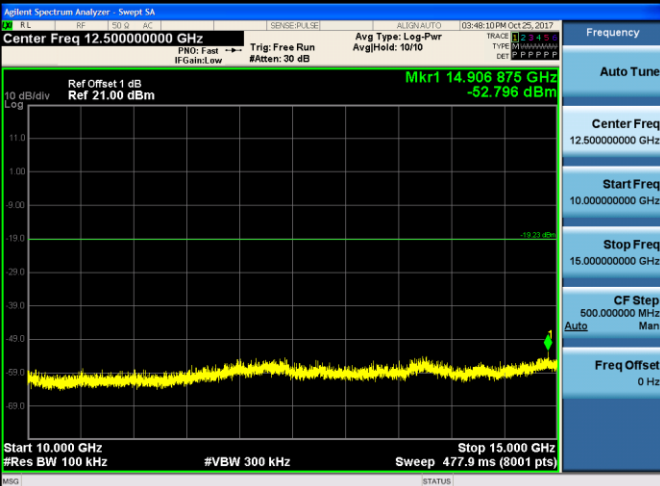

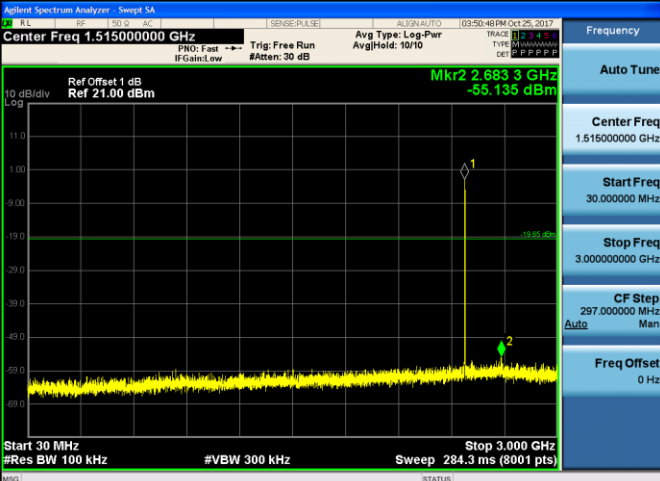
<p>CH00 10GHz~15GHz</p>		<p>Frequency</p> <p>Auto Tune</p> <p>Center Freq 12.50000000 GHz</p> <p>Start Freq 10.00000000 GHz</p> <p>Stop Freq 15.00000000 GHz</p> <p>CF Step 500.000000 MHz Auto Man</p> <p>Freq Offset 0 Hz</p>
<p>CH00 15GHz~25GHz</p>		<p>Frequency</p> <p>Auto Tune</p> <p>Center Freq 20.00000000 GHz</p> <p>Start Freq 15.00000000 GHz</p> <p>Stop Freq 25.00000000 GHz</p> <p>CF Step 1.00000000 GHz Auto Man</p> <p>Freq Offset 0 Hz</p>
<p>CH39 30MHz~3GHz</p>		<p>Frequency</p> <p>Auto Tune</p> <p>Center Freq 1.51500000 GHz</p> <p>Start Freq 30.000000 MHz</p> <p>Stop Freq 3.00000000 GHz</p> <p>CF Step 297.000000 MHz Auto Man</p> <p>Freq Offset 0 Hz</p>
<p>CH39 3GHz~5GHz</p>		<p>Frequency</p> <p>Auto Tune</p> <p>Center Freq 4.00000000 GHz</p> <p>Start Freq 3.00000000 GHz</p> <p>Stop Freq 5.00000000 GHz</p> <p>CF Step 200.000000 MHz Auto Man</p> <p>Freq Offset 0 Hz</p>

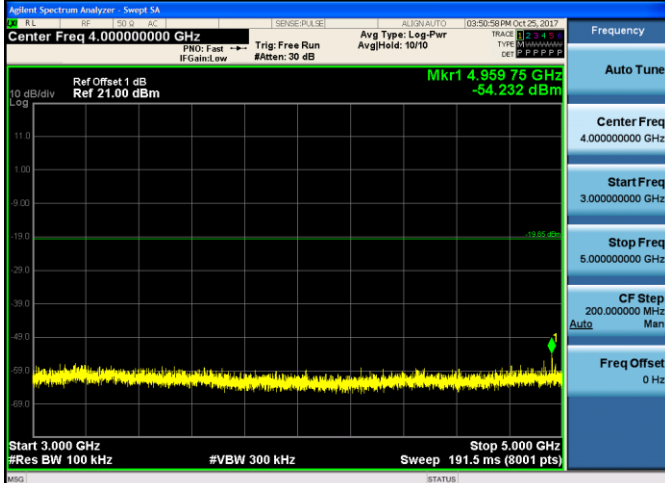
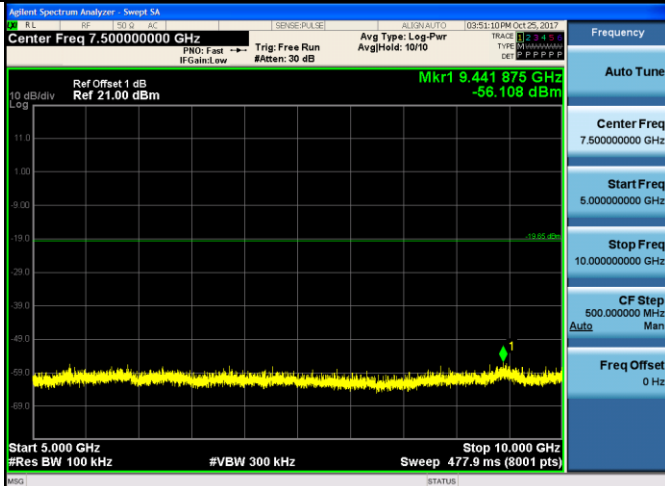
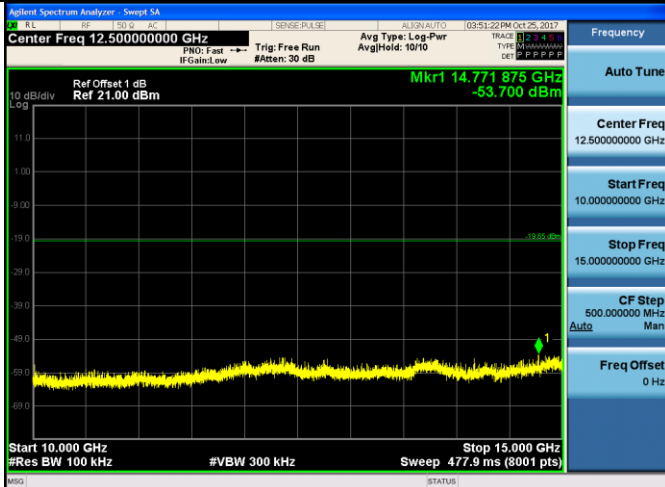
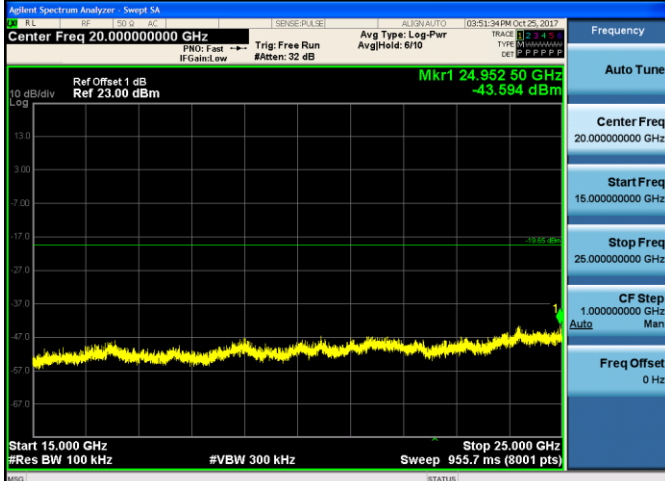
<p>CH39 5GHz~10GHz</p>		<p>Frequency</p> <p>Auto Tune</p> <p>Center Freq 7.500000000 GHz</p> <p>Start Freq 5.000000000 GHz</p> <p>Stop Freq 10.000000000 GHz</p> <p>CF Step 500.000000 MHz Auto Man</p> <p>Freq Offset 0 Hz</p>
<p>CH39 10GHz~15GHz</p>		<p>Frequency</p> <p>Auto Tune</p> <p>Center Freq 12.500000000 GHz</p> <p>Start Freq 10.000000000 GHz</p> <p>Stop Freq 15.000000000 GHz</p> <p>CF Step 500.000000 MHz Auto Man</p> <p>Freq Offset 0 Hz</p>
<p>CH39 15GHz~25GHz</p>		<p>Frequency</p> <p>Auto Tune</p> <p>Center Freq 20.000000000 GHz</p> <p>Start Freq 15.000000000 GHz</p> <p>Stop Freq 25.000000000 GHz</p> <p>CF Step 1.000000000 GHz Auto Man</p> <p>Freq Offset 0 Hz</p>
<p>CH78 30MHz~3GHz</p>		<p>Frequency</p> <p>Auto Tune</p> <p>Center Freq 1.515000000 GHz</p> <p>Start Freq 30.000000 MHz</p> <p>Stop Freq 3.000000000 GHz</p> <p>CF Step 297.000000 MHz Auto Man</p> <p>Freq Offset 0 Hz</p>

<p>CH78 3GHz~5GHz</p>	 <p>Agilent Spectrum Analyzer - Sweep SA Center Freq 4.00000000 GHz Ref Offset 1 dB Ref 21.00 dBm Mkr1 4.960 50 GHz -53.317 dBm Start 3.000 GHz #Res BW 100 kHz #VBW 300 kHz Sweep 191.5 ms (8001 pts)</p>	<p>Frequency</p> <p>Auto Tune</p> <p>Center Freq 4.00000000 GHz</p> <p>Start Freq 3.00000000 GHz</p> <p>Stop Freq 5.00000000 GHz</p> <p>CF Step 200.000000 MHz Auto Man</p> <p>Freq Offset 0 Hz</p>
<p>CH78 5GHz~10GHz</p>	 <p>Agilent Spectrum Analyzer - Sweep SA Center Freq 7.50000000 GHz Ref Offset 1 dB Ref 21.00 dBm Mkr1 5.813 125 GHz -56.559 dBm Start 5.000 GHz #Res BW 100 kHz #VBW 300 kHz Sweep 477.9 ms (8001 pts)</p>	<p>Frequency</p> <p>Auto Tune</p> <p>Center Freq 7.50000000 GHz</p> <p>Start Freq 5.00000000 GHz</p> <p>Stop Freq 10.00000000 GHz</p> <p>CF Step 500.000000 MHz Auto Man</p> <p>Freq Offset 0 Hz</p>
<p>CH78 10GHz~15GHz</p>	 <p>Agilent Spectrum Analyzer - Sweep SA Center Freq 12.50000000 GHz Ref Offset 1 dB Ref 21.00 dBm Mkr1 14.916 250 GHz -53.125 dBm Start 10.000 GHz #Res BW 100 kHz #VBW 300 kHz Sweep 477.9 ms (8001 pts)</p>	<p>Frequency</p> <p>Auto Tune</p> <p>Center Freq 12.50000000 GHz</p> <p>Start Freq 10.00000000 GHz</p> <p>Stop Freq 15.00000000 GHz</p> <p>CF Step 500.000000 MHz Auto Man</p> <p>Freq Offset 0 Hz</p>
<p>CH78 15GHz~25GHz</p>	 <p>Agilent Spectrum Analyzer - Sweep SA Center Freq 20.00000000 GHz Ref Offset 1 dB Ref 23.00 dBm Mkr1 24.210 00 GHz -43.539 dBm Start 15.000 GHz #Res BW 100 kHz #VBW 300 kHz Sweep 955.7 ms (8001 pts)</p>	<p>Frequency</p> <p>Auto Tune</p> <p>Center Freq 20.00000000 GHz</p> <p>Start Freq 15.00000000 GHz</p> <p>Stop Freq 25.00000000 GHz</p> <p>CF Step 1.00000000 GHz Auto Man</p> <p>Freq Offset 0 Hz</p>

Test Item:	SE	Modulation type:	8DPSK
<p>CH00 30MHz~3GHz</p>			
<p>CH00 3GHz~5GHz</p>			
<p>CH00 5GHz~10GHz</p>			

<p>CH00 10GHz~15GHz</p>	 <p>Agilent Spectrum Analyzer - Sweep SA Center Freq 12.50000000 GHz Mkr1 14.891 250 GHz -53.017 dBm Start 10.000 GHz #Res BW 100 kHz #VBW 300 kHz Sweep 477.9 ms (8001 pts)</p>	<p>Frequency</p> <p>Auto Tune</p> <p>Center Freq 12.50000000 GHz</p> <p>Start Freq 10.00000000 GHz</p> <p>Stop Freq 15.00000000 GHz</p> <p>CF Step 500.000000 MHz Auto Man</p> <p>Freq Offset 0 Hz</p>
<p>CH00 15GHz~25GHz</p>	 <p>Agilent Spectrum Analyzer - Sweep SA Center Freq 20.00000000 GHz Mkr1 24.455 00 GHz -44.290 dBm Start 15.000 GHz #Res BW 100 kHz #VBW 300 kHz Sweep 955.7 ms (8001 pts)</p>	<p>Frequency</p> <p>Auto Tune</p> <p>Center Freq 20.00000000 GHz</p> <p>Start Freq 15.00000000 GHz</p> <p>Stop Freq 25.00000000 GHz</p> <p>CF Step 1.00000000 GHz Auto Man</p> <p>Freq Offset 0 Hz</p>
<p>CH39 30MHz~3GHz</p>	 <p>Agilent Spectrum Analyzer - Sweep SA Center Freq 1.51500000 GHz Mkr2 2.694 2 GHz -55.327 dBm Mkr1 1.515 00 GHz -19.23 dBm Start 30 MHz #Res BW 100 kHz #VBW 300 kHz Sweep 284.3 ms (8001 pts)</p>	<p>Frequency</p> <p>Auto Tune</p> <p>Center Freq 1.51500000 GHz</p> <p>Start Freq 30.000000 MHz</p> <p>Stop Freq 3.00000000 GHz</p> <p>CF Step 297.000000 MHz Auto Man</p> <p>Freq Offset 0 Hz</p>
<p>CH39 3GHz~5GHz</p>	 <p>Agilent Spectrum Analyzer - Sweep SA Center Freq 4.00000000 GHz Mkr1 4.881 50 GHz -51.344 dBm Start 3.000 GHz #Res BW 100 kHz #VBW 300 kHz Sweep 191.5 ms (8001 pts)</p>	<p>Frequency</p> <p>Auto Tune</p> <p>Center Freq 4.00000000 GHz</p> <p>Start Freq 3.00000000 GHz</p> <p>Stop Freq 5.00000000 GHz</p> <p>CF Step 200.000000 MHz Auto Man</p> <p>Freq Offset 0 Hz</p>

<p>CH39 5GHz~10GHz</p>	 <p>Agilent Spectrum Analyzer - Sweep SA Center Freq 7.500000000 GHz Mkr1 5.746875 GHz -56.468 dBm Start 5.000 GHz Stop 10.000 GHz #Res BW 100 kHz #VBW 300 kHz Sweep 477.9 ms (8001 pts)</p>	<p>Frequency</p> <p>Auto Tune</p> <p>Center Freq 7.500000000 GHz</p> <p>Start Freq 5.000000000 GHz</p> <p>Stop Freq 10.000000000 GHz</p> <p>CF Step 500.000000 MHz Auto Man</p> <p>Freq Offset 0 Hz</p>
<p>CH39 10GHz~15GHz</p>	 <p>Agilent Spectrum Analyzer - Sweep SA Center Freq 12.500000000 GHz Mkr1 14.906875 GHz -52.796 dBm Start 10.000 GHz Stop 15.000 GHz #Res BW 100 kHz #VBW 300 kHz Sweep 477.9 ms (8001 pts)</p>	<p>Frequency</p> <p>Auto Tune</p> <p>Center Freq 12.500000000 GHz</p> <p>Start Freq 10.000000000 GHz</p> <p>Stop Freq 15.000000000 GHz</p> <p>CF Step 500.000000 MHz Auto Man</p> <p>Freq Offset 0 Hz</p>
<p>CH39 15GHz~25GHz</p>	 <p>Agilent Spectrum Analyzer - Sweep SA Center Freq 20.000000000 GHz Mkr1 24.94750 GHz -44.149 dBm Start 15.000 GHz Stop 25.000 GHz #Res BW 100 kHz #VBW 300 kHz Sweep 955.7 ms (8001 pts)</p>	<p>Frequency</p> <p>Auto Tune</p> <p>Center Freq 20.000000000 GHz</p> <p>Start Freq 15.000000000 GHz</p> <p>Stop Freq 25.000000000 GHz</p> <p>CF Step 1.000000000 GHz Auto Man</p> <p>Freq Offset 0 Hz</p>
<p>CH78 30MHz~3GHz</p>	 <p>Agilent Spectrum Analyzer - Sweep SA Center Freq 1.515000000 GHz Mkr2 2.6833 GHz -55.135 dBm Start 30 MHz Stop 3.000 GHz #Res BW 100 kHz #VBW 300 kHz Sweep 284.3 ms (8001 pts)</p>	<p>Frequency</p> <p>Auto Tune</p> <p>Center Freq 1.515000000 GHz</p> <p>Start Freq 30.000000 MHz</p> <p>Stop Freq 3.000000000 GHz</p> <p>CF Step 297.000000 MHz Auto Man</p> <p>Freq Offset 0 Hz</p>

<p>CH78 3GHz~5GHz</p>		<p>Frequency</p> <p>Auto Tune</p> <p>Center Freq 4.00000000 GHz</p> <p>Start Freq 3.00000000 GHz</p> <p>Stop Freq 5.00000000 GHz</p> <p>CF Step 200.000000 MHz Auto Man</p> <p>Freq Offset 0 Hz</p>
<p>CH78 5GHz~10GHz</p>		<p>Frequency</p> <p>Auto Tune</p> <p>Center Freq 7.50000000 GHz</p> <p>Start Freq 5.00000000 GHz</p> <p>Stop Freq 10.00000000 GHz</p> <p>CF Step 500.000000 MHz Auto Man</p> <p>Freq Offset 0 Hz</p>
<p>CH78 10GHz~15GHz</p>		<p>Frequency</p> <p>Auto Tune</p> <p>Center Freq 12.50000000 GHz</p> <p>Start Freq 10.00000000 GHz</p> <p>Stop Freq 15.00000000 GHz</p> <p>CF Step 500.000000 MHz Auto Man</p> <p>Freq Offset 0 Hz</p>
<p>CH78 15GHz~25GHz</p>		<p>Frequency</p> <p>Auto Tune</p> <p>Center Freq 20.00000000 GHz</p> <p>Start Freq 15.00000000 GHz</p> <p>Stop Freq 25.00000000 GHz</p> <p>CF Step 1.00000000 GHz Auto Man</p> <p>Freq Offset 0 Hz</p>

5.11. Spurious Emissions (radiated)

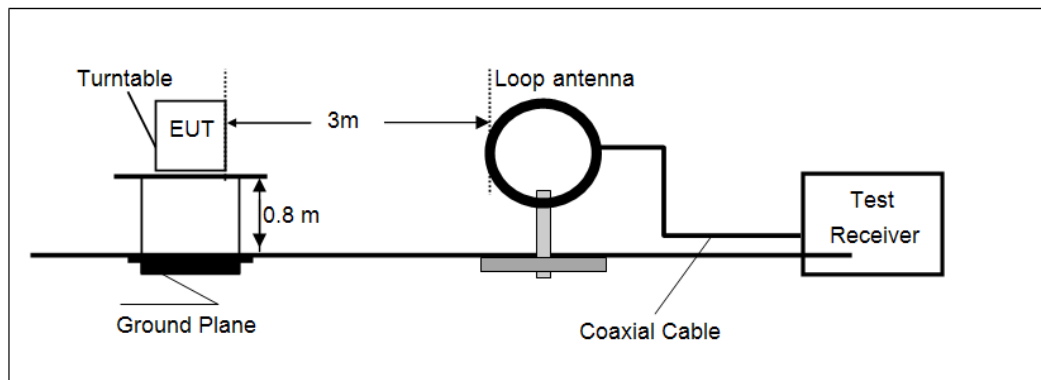
LIMIT

FCC CFR Title 47 Part 15 Subpart C Section 15.209

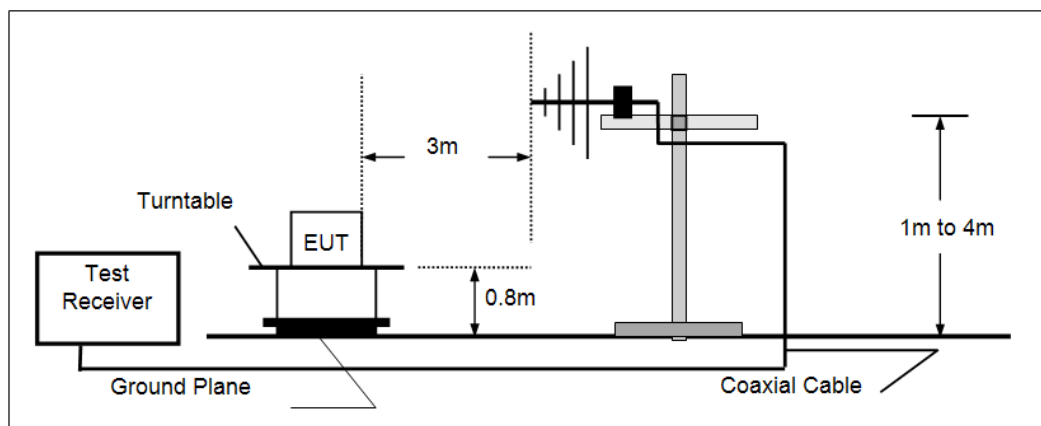
Frequency	Limit (dBuV/m @3m)	Value
30 MHz ~ 88 MHz	40.00	Quasi-peak
88 MHz ~ 216 MHz	43.50	Quasi-peak
216 MHz ~ 960 MHz	46.00	Quasi-peak
960 MHz ~ 1 GHz	54.00	Quasi-peak
Above 1 GHz	54.00	Average
	74.00	Peak

TEST CONFIGURATION

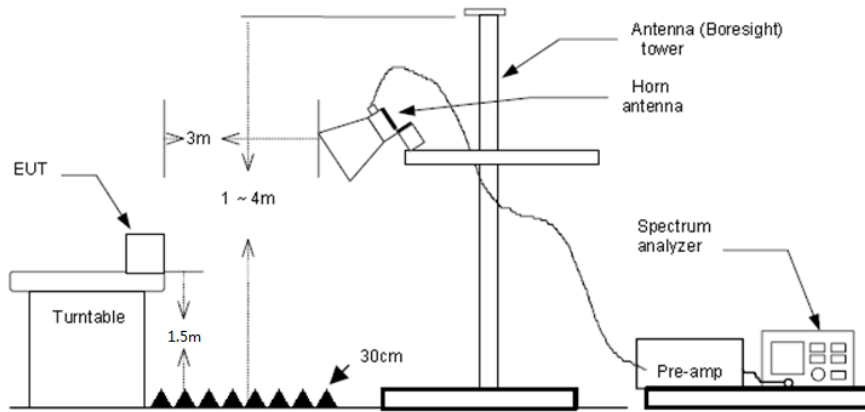
- Below 30 MHz



- 30 MHz ~1000 MHz



- Above 1 GHz



TEST PROCEDURE

1. The EUT was tested according to ANSI C63.10:2013.
2. The EUT is placed on a turntable which is 0.8 meter above ground. The turn table is rotated 360 degrees to determine the position of the maximum emission level.
3. The EUT was positioned such that the distance from antenna to the EUT was 3 meters.
4. The antenna is scanned from 1 meter to 4 meters to find out the maximum emission level. This is repeated for both horizontal and vertical polarization of the antenna.
5. Use the following spectrum analyzer settings
 - (1) Span shall wide enough to fully capture the emission being measured;
 - (2) Below 1 GHz, RBW=120 kHz, VBW=300 kHz, Sweep=auto, Detector function=peak, Trace=max hold; If the emission level of the EUT measured by the peak detector is 3 dB lower than the applicable limit, the peak emission level will be reported. Otherwise, the emission measurement will be repeated using the quasi-peak detector and reported.
 - (3) Above 1 GHz, RBW=1 MHz, VBW=3 MHz Peak detector for Peak value
RBW=1 MHz, VBW=10 Hz Peak detector for Average value.

TEST MODE:

Please refer to the clause 3.3

TEST RESULTS

Passed **Not Applicable**

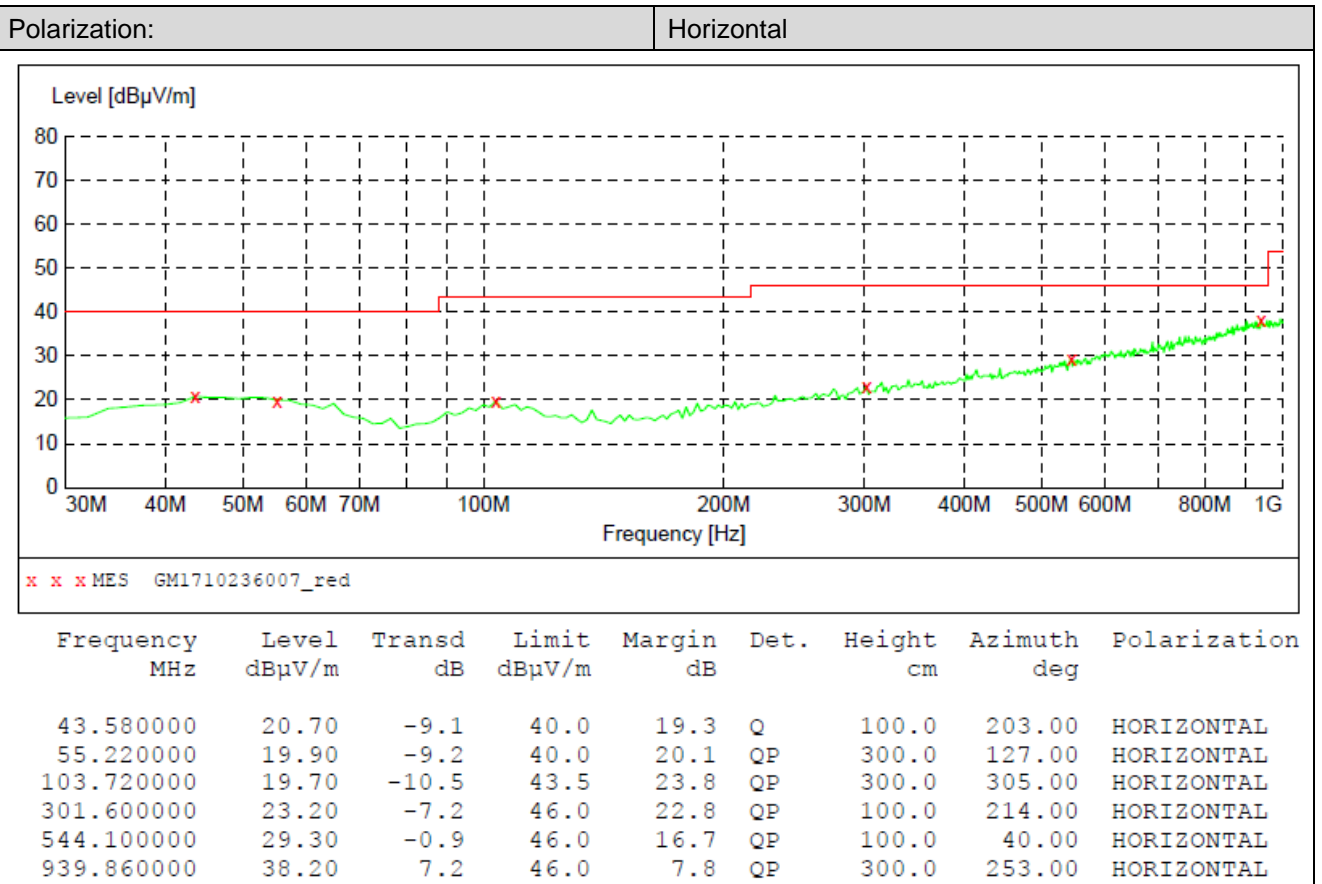
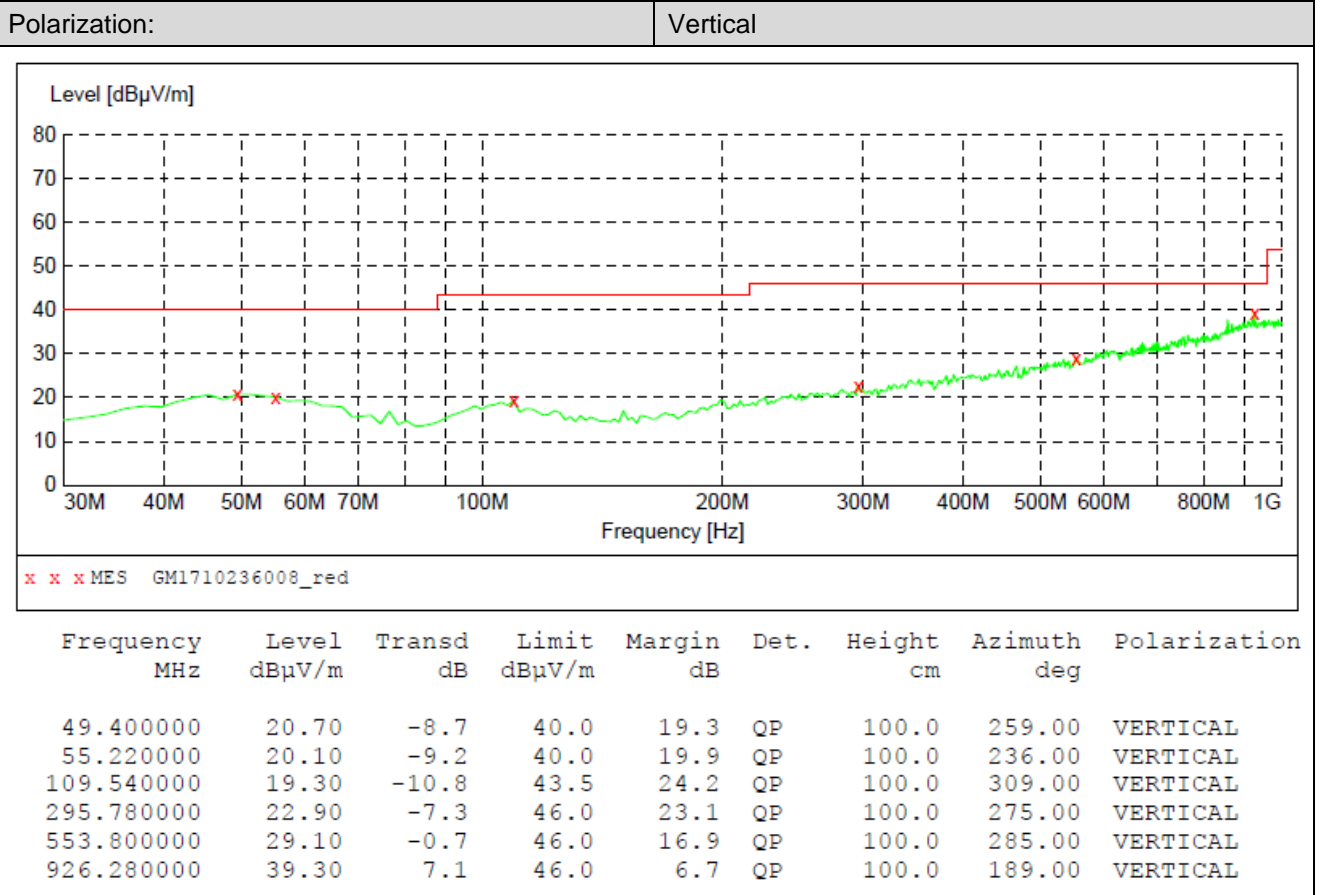
Note:

- 1) Final Level = Receiver Read level + Antenna Factor + Cable Loss – Preamplifier Factor
- 2) The emission levels of other frequencies are very lower than the limit and not show in test report.
- 3) Below 1 GHz, Have pre-scan all modulation mode, found the GFSK modulation High channel which it was worst case, so only the worst case's data on the test report.
- 4) Above 1 GHz, Have pre-scan all modulation mode, found the GFSK modulation which it was worst case, so only the worst case's data on the test report
- 5) The peak level is lower than average limit(54 dBuV/m), this data is the too weak instrument of signal is unable to test.

➤ **9 kHz ~ 30 MHz**

The low frequency, which started from 9 kHz to 30 MHz, was pre-scanned and the result which was 20 dB lower than the limit line per 15.31(o) was not reported.

➤ 30 MHz ~ 1 GHz



➤ 1 GHz ~ 25 GHz

CH00									
Frequency (MHz)	Read Level (dBuV)	Antenna Factor (dB/m)	Cable Loss (dB)	Preamp Factor (dB)	Level (dBuV/m)	Limit Line (dBuV/m)	Over Limit (dB)	Polarization	Test value
1498.91	41.85	25.80	5.28	36.59	36.34	74.00	-37.66	Vertical	Peak
3747.66	34.31	29.44	8.44	38.24	33.95	74.00	-40.05	Vertical	Peak
4809.50	43.83	31.58	9.55	36.93	48.03	74.00	-25.97	Vertical	Peak
6678.99	33.01	34.20	11.45	35.21	43.45	74.00	-30.55	Vertical	Peak
1498.91	42.27	25.80	5.28	36.59	36.76	74.00	-37.24	Horizontal	Peak
3003.17	40.06	28.61	7.48	38.23	37.92	74.00	-36.08	Horizontal	Peak
4809.50	41.88	31.58	9.55	36.93	46.08	74.00	-27.92	Horizontal	Peak
6577.75	32.21	34.16	11.32	35.35	42.34	74.00	-31.66	Horizontal	Peak

CH39									
Frequency (MHz)	Read Level (dBuV)	Antenna Factor (dB/m)	Cable Loss (dB)	Preamp Factor (dB)	Level (dBuV/m)	Limit Line (dBuV/m)	Over Limit (dB)	Polarization	Test value
1378.14	38.21	25.96	4.96	36.47	32.66	74.00	-41.34	Vertical	Peak
1894.45	40.48	25.31	6.11	37.22	34.68	74.00	-39.32	Vertical	Peak
3299.78	39.45	28.20	7.84	38.37	37.12	74.00	-36.88	Vertical	Peak
4883.52	44.60	31.43	9.59	36.73	48.89	74.00	-25.11	Vertical	Peak
1461.24	43.10	25.84	5.17	36.54	37.57	74.00	-36.43	Horizontal	Peak
3588.94	32.69	29.27	8.25	38.29	31.92	74.00	-42.08	Horizontal	Peak
4883.52	44.86	31.43	9.59	36.73	49.15	74.00	-24.85	Horizontal	Peak
7585.53	32.33	36.19	12.67	34.97	46.22	74.00	-27.78	Horizontal	Peak

CH78									
Frequency (MHz)	Read Level (dBuV)	Antenna Factor (dB/m)	Cable Loss (dB)	Preamp Factor (dB)	Level (dBuV/m)	Limit Line (dBuV/m)	Over Limit (dB)	Polarization	Test value
1498.91	44.75	25.80	5.28	36.59	39.24	74.00	-34.76	Vertical	Peak
3625.67	38.42	29.30	8.30	38.26	37.76	74.00	-36.24	Vertical	Peak
4946.07	42.83	31.45	9.63	36.55	47.36	74.00	-26.64	Vertical	Peak
7045.74	31.96	35.44	11.85	34.86	44.39	74.00	-29.61	Vertical	Peak
1498.91	42.77	25.80	5.28	36.59	37.26	74.00	-36.74	Horizontal	Peak
2995.54	40.05	28.60	7.48	38.23	37.90	74.00	-36.10	Horizontal	Peak
4946.07	40.54	31.45	9.63	36.55	45.07	74.00	-28.93	Horizontal	Peak
7432.62	33.26	36.23	12.18	34.85	46.82	74.00	-27.18	Horizontal	Peak

Remark:

1. Final Level = Receiver Read level + Antenna Factor + Cable Loss – Preamplifier Factor
2. The peak level is lower than average limit(54 dBuV/m), this data is the too weak instrument of signal is unable to test.
3. The emission levels of other frequencies(test frequency band is 1GHz to 25GHz) are very lower than the limit and not show in test report.


6. TEST SETUP PHOTOS

Conducted Emissions (AC Mains)



Radiated Emissions





7. EXTERANAL AND INTERNAL PHOTOS

EXTERANAL PHOTOS

SPE30:







SPE31:















INTERNAL PHOTOS





.....End of Report.....