


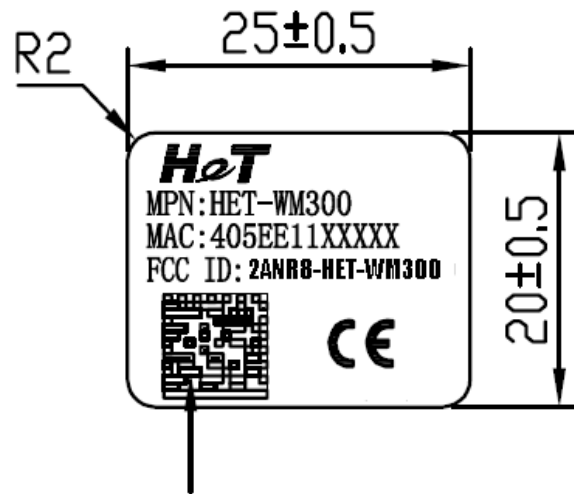
**Product: WIFI Module**

**Model: HET-WM300, HET-WM300-1, HET-WM300-2, HET-WM300-3, HET-WM300-4, HET-WM300-5, HET-WM300-6, HET-WM300-7, HET-WM300-8**

Label location

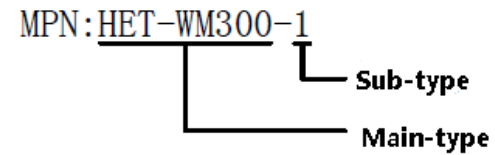


## 1. Label drawing



**2D Barcode** : MAC address

**Formate** : Data matrix



## 2. Label location

The label is placed on the top of the shielding can