

User Manual

xiAccess Panel

3 July 2018

The Xi Access Panel device does not come with a user manual. The user will be informed on how to operate the device through information shown on its display.


The main purpose of the access panel is to work as a user interface and authentication interface to the door lock.

Xi Access Panel User Manual

Opening the door

The cabin door can be unlocked by swiping a authorized RFID card on the bottom center area of the display.



The cabin door can also be unlocked by presenting an authorized Medallion in proximity of the Access Panel device.



RFID Card Swipe location

Display interface

	<p>1. Idle screen. Approach medallion for entry.</p>		<p>2. Medallion detected, authentication in progress.</p>
--	--	--	---

	<p>3. The door was successfully unlocked. Use the handle to open.</p>		<p>4. Long range authentication was deactivated for improved security. User can still unlock the door by touching the panel with the medallion.</p>
---	---	--	---

1 OTHER INFORMATION

The Xi Access Panel contains no user controls or user serviceable parts. There is no user mechanism to turn off the radio transmitter in this device.

This device, FCC ID: 2ANQX-06082018 complies with part 15 of the FCC Rules. Operation is subject to the following two conditions: (1) This device may not cause harmful interference, and (2) this device must accept any interference received, including interference that may cause undesired operation.

Changes or modifications not expressly approved by the party responsible for compliance could void the user's authority to operate the equipment.

This document contains proprietary information that is the exclusive property of Nytec and may not be used or reproduced, in whole or in part, without the express written permission of Nytec.