




EXHIBIT 2 - EUT EXTERNAL PHOTOGRAPHS

<p>EUT View 1</p>	 <p>This photograph shows two white plastic components of the EUT. On the left is the top view, which is an oval-shaped cap with a bell-shaped icon in the center. On the right is the bottom view, which is a matching oval-shaped base with two circular holes and a grid-like pattern. A black ruler with white markings is placed vertically to the left of the components, showing measurements in millimeters and centimeters. The background is a blue textured surface.</p>
<p>EUT View 2</p>	 <p>This photograph shows the top view of the EUT component, which is an oval-shaped cap with a bell-shaped icon in the center. A black ruler with white markings is placed vertically to the left of the component, showing measurements in millimeters and centimeters. The background is a blue textured surface.</p>

EUT View 3



EUT View 4



EUT View 5



EUT View 6



EUT View 7

