

- If you notice a strange smell or smoke coming from your device, stop using it immediately. Continuing to do so may result in fire or explosion.
- In the event of a cell leakage, don't let the liquid come into contact with skin or eyes. If contact has been made, wash the affected area with water and seek medical attention.
- Do not use the device for anything other than its intended use. The device may malfunction or may cause an electric shock or fire.
- Never leave the battery on prolonged charge when not in use.
- Never dispose of the device in a fire.
- Avoid exposing your device to very cold or very hot temperatures. Extreme temperatures may damage the charger and reduce the lifespan of the device.
- Do not throw away the product with the household trash. The product needs to be recycled and disposed of responsibly.

Troubleshooting

If the product is not working properly please check the following troubleshooting. If your situation differs from normal conditions please try to solve the issue or call customer service. For full troubleshooting visit our website at: www.eggtronic.com/support/troubleshooting

Has the Power Ring suffered not voluntary actions, such as fall, impact, compression? (normal conditions: **no**)
 Try charging your smartphone directly with the power adapter using your cable. Does it work? (normal conditions: **yes**)
 Is your smartphone officially compatible with Qi? (Wireless Charging or adapted with a working Qi Receiver)? (normal conditions: **yes**)
 Is the smartphone correctly aligned with the coil position of the Power Ring as shown in the manual? (normal conditions: **yes**)
 Is there any metal between your smartphone and the charger?

- (normal conditions: **no**)
 Is the Power Ring OK? (normal conditions: **yes**)
 Does the power outlet work? (normal conditions: **yes**)
 Has the cable been properly connected to the adapter and to the Power Ring? (normal conditions: **yes**)
 If you stuck the power bank to the smartphone case, is the case thin enough to allow wireless charging? (normal conditions: **yes**)

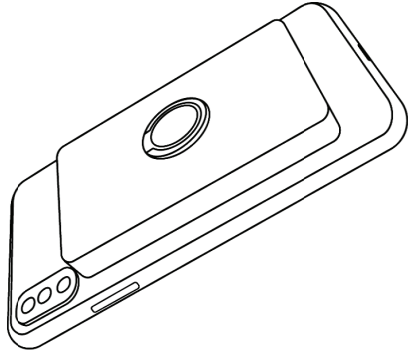
Limited warranty

For product warranty visit our website at: www.eggtronic.com/support/download-area
 This product is meant for use only with appropriate devices. Please consult your device packaging to determine whether this product is compatible with your particular device. Manufacturer will not be responsible for any damages you or any third party that may suffer as a result of use, intended or unintended, of this product. Manufacturer is not responsible for any damage to the product caused by an unintended device. Product names, logos, brands and other trademarks related to within this product are property of their respective trademark holders. These trademark holders are not affiliated with our company, our products or our website. They do not sponsor or endorse our materials.

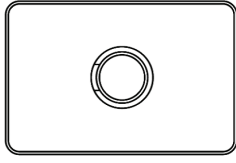
This device complies with Part 15 of the FCC Rules, changes or modifications not expressly approved by the party responsible for compliance could void the user's authority to operate the equipment. This equipment has been tested and found to comply with the limits for a Class B digital device, pursuant to Part 15 of the FCC Rules. These limits are designed to provide reasonable protection against harmful interference in a residential installation. This equipment

generates, uses and can radiate radio frequency energy and, if not installed and used in accordance with the instructions, may cause harmful interference to radio communications. However, there is no guarantee that interference will not occur in a particular installation. If this equipment does cause harmful interference to radio or television reception, which can be determined by turning the equipment off and on, the user is encouraged to try to correct the interference by one or more of the following measures: - Reorient or relocate the receiving antenna. - Increase the separation between the equipment and receiver. - Connect the equipment into an outlet on a circuit different from that to which the receiver is connected. - Consult the dealer or an experienced radio/TV technician for help. This equipment complies with FCC radiation exposure limits set forth for an uncontrolled environment. This equipment should be installed and operated with minimum distance 20cm between the radiator and your body. This transmitter must not be co-located or operating in conjunction with any other antenna or transmitter.

This device complies with Part 15 of the FCC Rules. Operation is subject to the following two conditions:
 (1) This device may not cause harmful interference, and
 (2) This device must accept any interference received, including interference that may cause undesired operation.



EGGTRONIC
1,500 mAh
Wireless Power Bank
 PRBK2 - PRBL2 - PRGR2



Call Eggtronic customer support before returning the product to the retailer
 ☎ (844) 282-2770

USER MANUAL

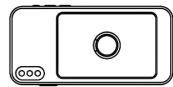
Package content

1,500mAh Wireless Power Ring | Magnetic car vent | USB-C to USB-A cable (2ft) | Replacement adhesive strips x4 | User manual.

Product overview

Thank you for choosing Eggtronic 1,500 mAh Wireless Power Ring. The Power Ring is a wireless power bank to charge your smartphone without cables while on the go. Works with all Qi-enabled phones. Please read the user manual before using the product.

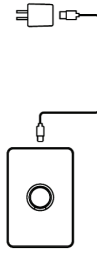
1. Soft touch frame
2. Ring phone holder
3. Power button
4. USB-C input
5. Wireless charger
6. Adhesive strips
7. Magnetic car vent



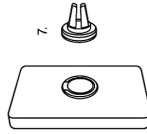
How to Use

- 1) **Wireless power bank**
 Charge your smartphone without cables while on the go, enjoy more than three hours of extended battery life.

- 2) **Pass-through charge**
 Recharge your power bank with the included USB-C cable. The pass-through charge feature allows you to continue charging your phone wirelessly.



- 3) **Quick setup**
 Easily stick the power bank to the phone with the adhesive strips to start wireless charging. Additional four adhesive strips are included in the package. You can remove the battery pack by carefully unsticking it from the smartphone. Clean the surface to remove any remaining glue.



- 4) **Magnetic car vent**
 Place your smartphone on the magnetic car vent, recharge it wirelessly while driving to save battery life.

Instructions

Before installing the product watch the installation video at: www.eggtronic.com/1500-mah-power-ring

1. Turn on the Power Ring and find where to correctly place it on the back of the phone. Simply align the middle of the power ring base to the receiving coil in your phone, until it starts charging.
2. Stick the power bank to the smartphone through the adhesive strips.
3. Press the power button to turn the power bank on, wireless charging will start.

Recharge your power bank

To recharge your power bank, connect the included USB-C cable to a power adapter and then to the power bank. Thanks to the pass-through charge feature, you can still continue charging your phone while recharging the power bank.

Approximate time for a full charge of the power bank:
 Using a standard USB-A power adapter (5V 1A): 0.5 hrs.

Specifications

POWER RING Dimensions: 3.87 x 2.42 x 0.44 in | USB-C Input: 5V/1A | Wireless Output: 5W | Battery capacity: 1,500 mAh | Finish: Soft touch finish, waterproof fabric, chrome plated frame.
MAGNETIC CAR VENT | REPLACEMENT ADHESIVE STRIPS x4 | CABLE USB-C to USB-A (2ft).

LED indicators

Short press the ON/OFF button on the power bank to turn it on and off.
 When the power bank is turned on, the blue LED lights will

- show the remaining power of the power bank:
- One blue LED light means the battery is 30% charged.
 - Two blue LED lights mean the battery is 60% charged.
 - Three blue LED lights mean the battery is fully charged.
- When the power bank is wireless charging the smartphone, a green LED light will turn on too.

Safety information

- Please read this safety information carefully before using the product.
- Do not damage the charging cable. Doing so may cause electric shock or fire.
 - Keep the product away from hot surfaces and sharp corners.
 - Do not carry or drag the product by the cable.
 - Do not use the product if one or more of its components are damaged or faulty.
 - The product contains electronic parts. Keep your device dry. Humidity and liquids may damage the electronic circuits of the device and may cause electric shock and fire.
 - Handle the charger with care. Do not drop your device. It may get damaged or may malfunction.
 - Do not disassemble or repair your charger. Any alteration or modification may void the manufacturer's warranty. If your device needs servicing, contact the manufacturer.
 - Do not modify the product in any way. Any modification may increase the risk of injury.
 - Do not bite or suck on the device. Doing so may damage the device or result in an explosion or fire.
 - Children may choke on small parts. If children use the device, make sure that they use it correctly.

EGGTRONIC



eggtronic



www.eggtronic.com
support@eggtronic.com