

product and cause a fire.

- Handle the charger with care. Do not drop your device. It may get damaged or may malfunction.
- Do not disassemble, modify, or repair your charger. Any alteration or modification of your device may void the manufacturer's warranty. If your device needs servicing, contact the manufacturer.
- Do not modify the product in any way. Any modification may increase the risk of injury.
- Do not bite or suck on the device. Doing so may damage the device or result in an explosion or fire.
- Children may choke on small parts. If children use the device, make sure that they use it properly.
- If you notice strange smell or smoke coming from your device, stop using it immediately. Continuing to use the device may result in fire or explosion.
- Do not use the device for anything other than its intended use. The device may malfunction or may cause an electric shock or fire.
  - Never dispose of the device in a fire.
- Avoid exposing your device to very cold or very hot temperatures. Extreme temperatures may damage the charger and reduce the lifespan of the device.
- Do not store magnetic cards near the product. Magnetic cards, including credit cards, phone cards and boarding passes, may be damaged by magnetic fields.
- Do not throw away the product with the household trash. The product needs to be recycled and disposed of responsibly.

### Limited warranty

For product warranty visit our website at: [www.eggtronic.com/support/download-area](http://www.eggtronic.com/support/download-area)

This product is designed to be used only with specific devices. Please consult your device packaging to determine whether this product is compatible with your particular device. Manufacturer will not be responsible for any damages that you or any third party may suffer as a result of use, intended or unintended, or misuse of this product. You agree to indemnify Manufacturer for any resulting injury or damage if the product is used with an unintended device. Product names, logos, brands and other trademarks referred to within this product are property of their respective trademark holders. These trademark holders are not affiliated with our company, our products or our website. They do not sponsor or endorse our materials.

This device complies with Part 15 of the FCC Rules. Changes or modifications not expressly approved by the party responsible for compliance could void the user's authority to operate this device. This equipment has been tested and found to comply with the limits for a Class B digital device, pursuant to Part 15 of the FCC Rules. These limits are designed to provide reasonable protection against harmful interference in a residential installation. This equipment generates, uses and can radiate radio frequency energy and, if not installed and used in accordance with the instructions, may cause harmful interference to radio communications. However, there is no guarantee that interference will not occur in a particular installation. If this equipment does cause harmful interference to radio or television reception, which can be determined by turning the equipment off and on, the user is encouraged to try to correct the interference by one or more of the following measures: - Reorient or relocate the receiving antenna. - Increase the separation between the equipment and receiver. - Connect the equipment into an outlet on a circuit different from that to which the receiver is connected. - Consult the dealer or an experienced radio/TV technician for help. This equipment complies with FCC radiation exposure limits set forth for an uncontrolled environment. This equipment should be installed and operated with minimum distance 20cm between the radiator and your body. This transmitter must not be co-located or operating in conjunction with any other antenna or transmitter.

Changes or modifications not expressly approved by the party responsible for compliance could void the user's authority to operate the equipment.


CE RoHS FC Qi BC PROP 65 COMPLIANT

V1.0  
support@eggtronic.com

EGGTRONIC

## Wireless Phone Charger

IQP10 | IQ10



Call Eggtronic customer support before returning the product to the retailer

(844) 282-2770

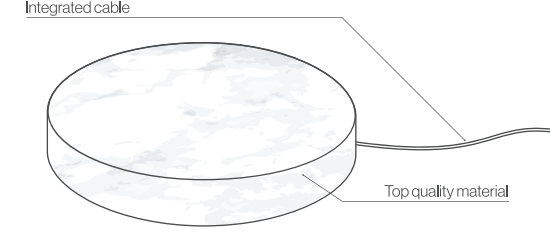
USER MANUAL

### Package content

Wireless Charging Pad (integrated 3ft cable) | USB Power Adapter | User Manual

### Product overview

Thank you for choosing Eggtronic Wireless Phone Charger. The Wireless Charging Pad works great with all Qi-enabled smartphones. Please read the user manual before using the product.



### SPECIFICATIONS

**WIRELESS CHARGER**  
Diameter: Ø 4.65 in | Thickness: 0.82 in | Input: 5V 1 A | Wireless Output: 5W charge | Finishing: 1. genuine marble - 2. genuine leather - 3. Himalayan salt - 4. lava stone - 5. travertine stone | Integrated 3ft cable.

**POWER ADAPTER**  
Input: AC 100-140V 50-60 Hz 0.35A | Output: 5V 3A/9V 2A/12V 1.5A

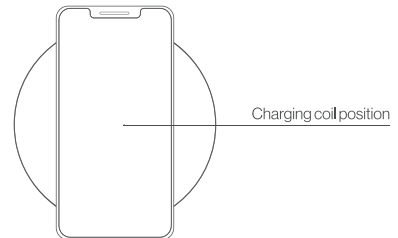
NOTE: technical specifications indicated here may be subject to change without notice, in order to improve product performance

### Instructions

1. Connect the cable to the power adapter and plug the power adapter into the power outlet.
2. Place your Qi enabled smartphone on the Wireless Charging Pad surface to charge your phone.
3. Touch the metal plate to turn on and off the LED light (**only available for SP10R**)

### Smartphone positioning

The Wireless Phone Charger features an advanced electronic optimization to make smartphone positioning easier. Adjust the smartphone's position to ensure proper alignment with the charging coil in the center of the pad. Direct contact is required for wireless charging.



### Troubleshooting

If the product is not working properly, please check the troubleshooting. If your situation differs from normal conditions, please try to solve the issue or call customer service.

For full troubleshooting visit our website at: [www.eggtronic.com/support/troubleshooting](http://www.eggtronic.com/support/troubleshooting)

Does the power outlet work? (normal conditions: **yes**)

Are you using the provided power adapter? (normal conditions: **yes**)

Try charging your smartphone directly with the power adapter using your cable. Does it work? (normal conditions: **yes**)

Is the cable correctly attached to the adapter? (normal conditions: **yes**)

Has the Wireless Charging Pad suffered a fall, impact or compression? (normal conditions: **no**)

Is your smartphone officially compatible with Qi Wireless Charging or equipped with a working Qi Receiver? (normal conditions: **yes**)

Is the smartphone correctly aligned with the coil position of the Wireless Charging Pad (as shown in the relevant section of the manual)? (normal conditions: **yes**)

Is there any metal between your smartphone and the charger? (normal conditions: **no**)

### Safety information

Please read this safety information carefully before using the product.

- Do not damage the power cable. Doing so may cause electric shock or fire.
  - Keep the product away from hot surfaces and sharp corners.
  - Do not carry or drag the product by its cable.
- Do not use the product if one or more of its components are damaged or defective.
- The product contains electronic parts. Keep your device dry. Humidity and liquids may damage the electronic circuits of the device and may cause electric shock and fire.
- Do not place any metal object on the wireless charging power bank, as it may overheat and cause a fire.
- Do not place any other object between the smartphone and the wireless charger.
  - Do not place any unplugged receiver on the wireless charger, as this can overheat the