



TEST PHOTOS REPORT

Report Number. : R12373455- EP1

Applicant : Alliance Laundry Systems LLC
221 Shepard Street
PO Box 990
Ripon, WI 54971, USA

Model : 807211

FCC ID : 2ANOT-807211


IC : 23466-807211

EUT Description : Wireless Network Control

Test Standard(s) : FCC 47 CFR PART 15 SUBPART C
ISED RSS-247 ISSUE 2
ISED RSS-GEN ISSUE 5

Date Of Issue:
7 NOVEMBER 2018

Prepared by:
UL LLC
12 Laboratory Dr.
Research Triangle Park, NC 27709 U.S.A.
TEL: (919) 549-1400



REPORT REVISION HISTORY

| Ver | Issue Date | Revisions | Revised By |
|-----|------------|---|-----------------|
| 1 | 9/27/2018 | Initial Issue | Brian T. Kiewra |
| 2 | 10/8/2018 | Revised model number | Brian T. Kiewra |
| 2 | 11/7/2018 | Revised model number and EUT descriptor | Brian T. Kiewra |

REPORT REVISION HISTORY 2

1. DESCRIPTION OF TEST SETUP 4

2. SETUP PHOTOS..... 6

END OF TEST REPORT10

1. DESCRIPTION OF TEST SETUP

SUPPORT EQUIPMENT

| Support Equipment List | | | | |
|---------------------------|------------------------|--------------|---------------|--------|
| Description | Manufacturer | Model | Serial Number | FCC ID |
| Laptop | Lenovo | L470 | PF0ZV674 | N/A |
| DC Regulated Power Supply | CircuitSpecialists.Com | CSI3005X5 | 76021 | N/A |
| Debug Device | Texas Instruments Inc. | TMDSEMU110-U | ETP_1802257 | N/A |

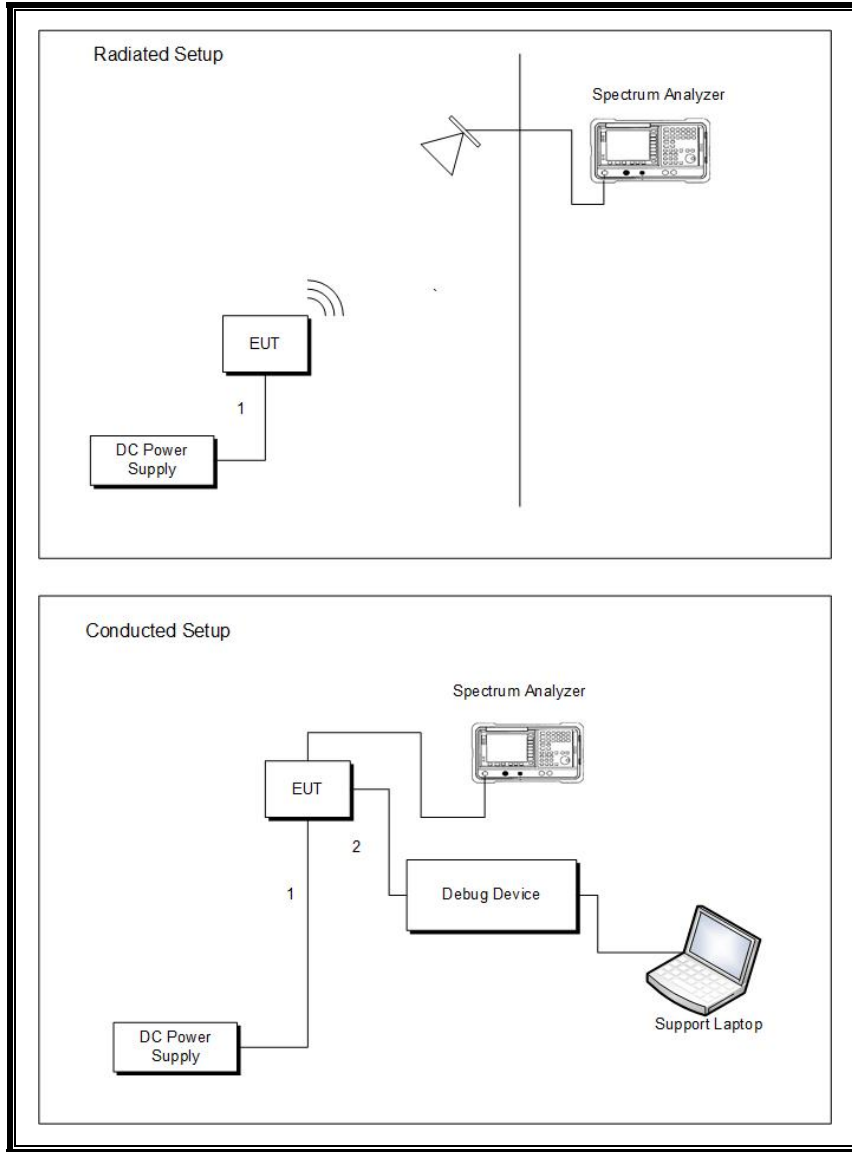
I/O CABLES

| I/O Cable List | | | | | | |
|----------------|-------|----------------------|----------------|------------|------------------|--|
| Cable No. | Port | # of Identical Ports | Connector Type | Cable Type | Cable Length (m) | Remarks |
| 1 | DC | 1 | Pin | Unshielded | <3m | Connects to DC power supply |
| 2 | Debug | 1 | Ribbon | Unshielded | <3m | Connects to Debug device for EUT configuration |

TEST SETUP

The EUT is installed in as a standalone device. Test software exercised the radio card.


SETUP DIAGRAM




2. SETUP PHOTOS

RF CONDUCTED MEASUREMENT AT ANTENNA PORT


ANTENNA PORT CONDUCTED PHOTO (FULL)




ANTENNA PORT CONDUCTED PHOTO (ZOOM)

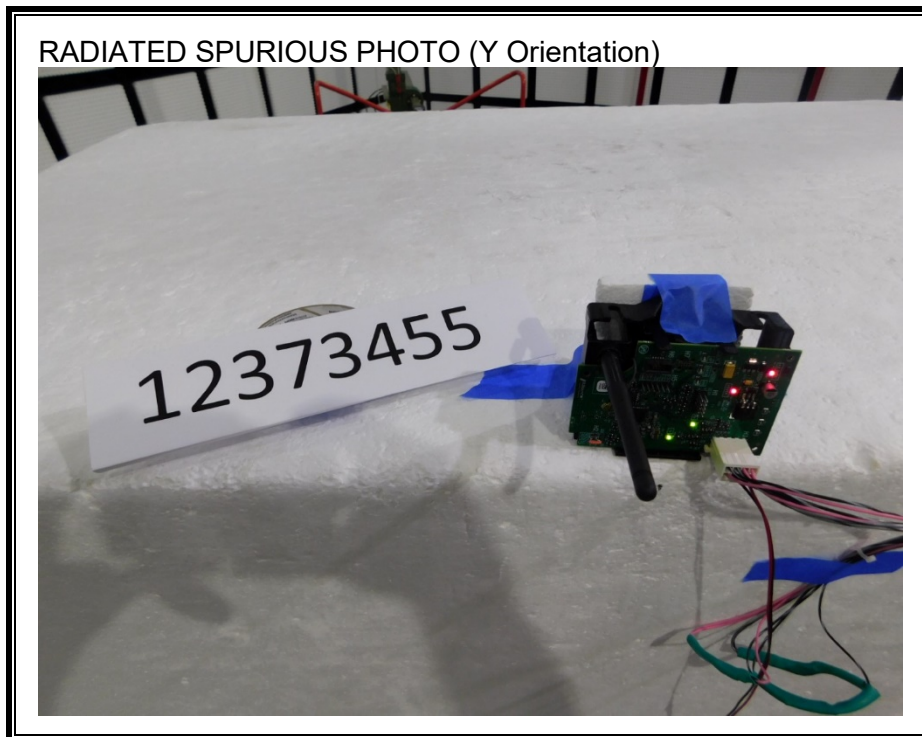




RADIATED SPURIOUS EMISSIONS





RADIATED SPURIOUS EMISSIONS





END OF TEST REPORT