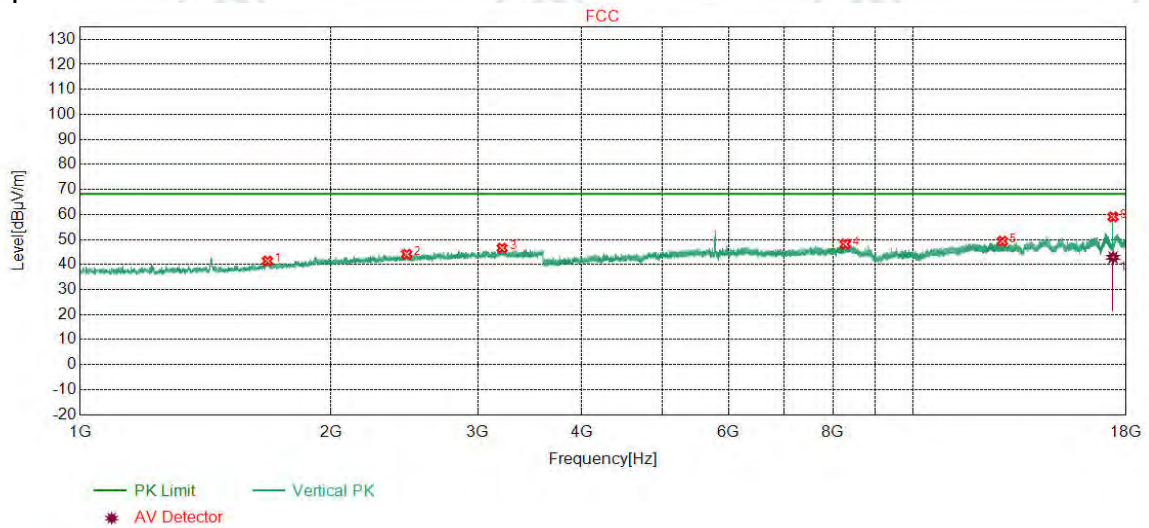


Mode:	802.11 ac(HT20Mbps) Transmitting	Channel:	5785
Remark:			

Test Graph



Suspected List

NO	Freq. [MHz]	Ant Factor [dB]	Cable loss [dB]	Pream gain [dB]	Reading [dBµV]	Level [dBµV/m]	Limit [dBµV/m]	Margin [dB]	Result	Polarity
1	1678.2178	29.58	3.31	-42.72	51.24	41.41	68.20	26.79	Pass	Vertical
2	2465.8966	32.35	4.06	-42.40	50.13	44.14	68.20	24.06	Pass	Vertical
3	3209.0209	33.28	4.77	-41.99	50.51	46.57	68.20	21.63	Pass	Vertical
4	8281.8521	36.51	6.46	-40.74	45.93	48.16	68.20	20.04	Pass	Vertical
5	12787.0858	39.60	8.06	-41.47	43.13	49.32	68.20	18.88	Pass	Vertical
6	17355.1903	42.56	11.03	-43.59	49.06	59.06	68.20	9.14	Pass	Vertical

Final Data List

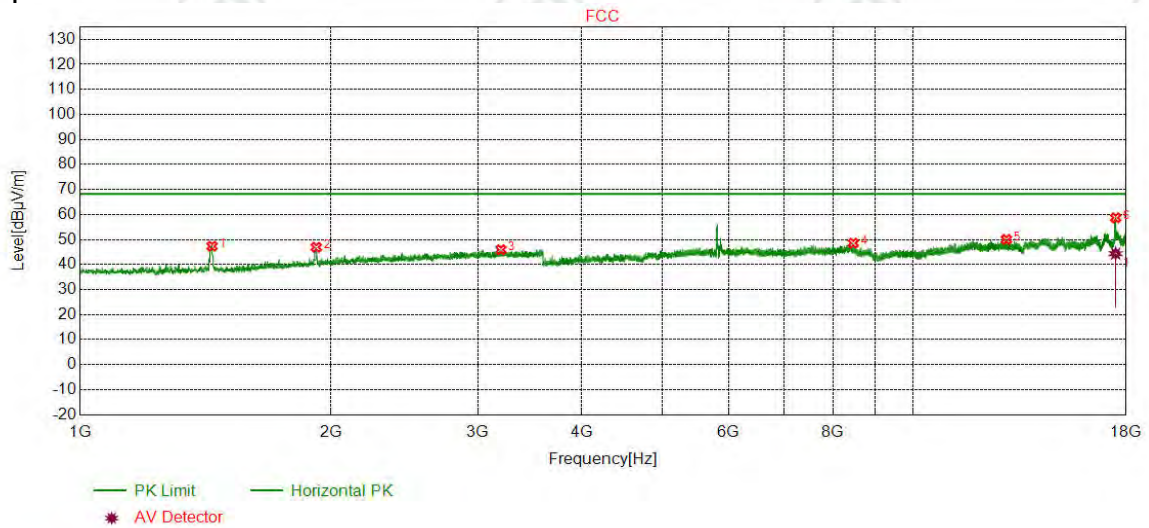
NO	Freq. [MHz]	Ant Factor [dB]	Cable loss [dB]	Pream gain [dB]	Result	Polarity
1	17355.1903	42.56	11.03	-43.59	Pass	Vertical

Final Data List

NO	Freq. [MHz]	Ant Factor [dB]	Cable Loss [dB]	AV Reading [dBµV]	AV Value [dBµV/m]	AV Limit [dBµV/m]	AV Margin [dB]	Result	Polarity
1	17355.1903	42.56	11.03	32.87	42.87	0.00	-42.87	Pass	Vertical

Mode:	802.11 ac(HT20Mbps) Transmitting	Channel:	5825
Remark:			

Test Graph



Suspected List

NO	Freq. [MHz]	Ant Factor [dB]	Cable loss [dB]	Pream gain [dB]	Reading [dBµV]	Level [dBµV/m]	Limit [dBµV/m]	Margin [dB]	Result	Polarity
1	1440.0440	28.34	2.97	-42.67	58.69	47.33	68.20	20.87	Pass	Horizontal
2	1920.2420	31.17	3.56	-42.64	54.80	46.89	68.20	21.31	Pass	Horizontal
3	3198.5699	33.28	4.71	-42.00	49.94	45.93	68.20	22.27	Pass	Horizontal
4	8468.9313	36.59	6.68	-40.59	45.87	48.55	68.20	19.65	Pass	Horizontal
5	12927.3952	39.60	8.05	-41.64	43.99	50.00	68.20	18.20	Pass	Horizontal
6	17481.6988	42.68	11.98	-43.70	47.71	58.67	68.20	9.53	Pass	Horizontal

Final Data List

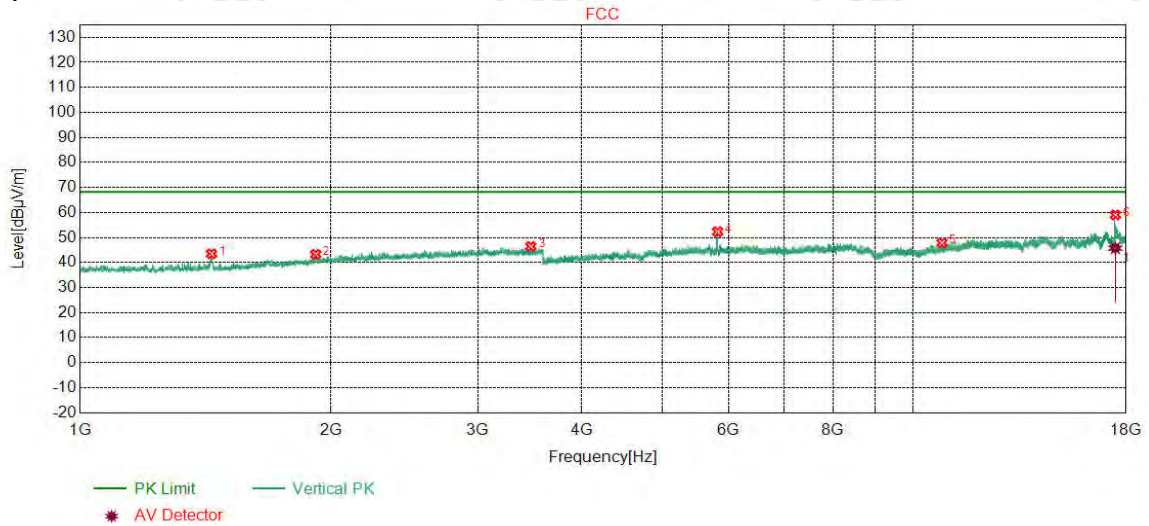
NO	Freq. [MHz]	Ant Factor [dB]	Cable loss [dB]	Pream gain [dB]	Result	Polarity
1	17481.6988	42.68	11.98	-43.70	Pass	Horizontal

Final Data List

NO	Freq. [MHz]	Ant Factor [dB]	Cable Loss [dB]	AV Reading [dBµV]	AV Value [dBµV/m]	AV Limit [dBµV/m]	AV Margin [dB]	Result	Polarity
1	17481.6988	42.68	11.98	33.37	44.33	0.00	-44.33	Pass	Horizontal

Mode:	802.11 ac(HT20Mbps) Transmitting	Channel:	5825
Remark:			

Test Graph



Suspected List

NO	Freq. [MHz]	Ant Factor [dB]	Cable loss [dB]	Pream gain [dB]	Reading [dBµV]	Level [dBµV/m]	Limit [dBµV/m]	Margin [dB]	Result	Polarity
1	1437.8438	28.34	2.97	-42.68	54.90	43.53	68.20	24.67	Pass	Vertical
2	1917.4917	31.16	3.56	-42.66	51.21	43.27	68.20	24.93	Pass	Vertical
3	3474.6975	33.39	4.86	-41.84	50.01	46.42	68.20	21.78	Pass	Vertical
4	5821.2321	35.51	7.01	-40.93	50.73	52.32	68.20	15.88	Pass	Vertical
5	10821.9881	38.56	7.40	-41.13	43.03	47.86	68.20	20.34	Pass	Vertical
6	17471.7314	42.67	11.85	-43.69	48.19	59.02	68.20	9.18	Pass	Vertical

Final Data List

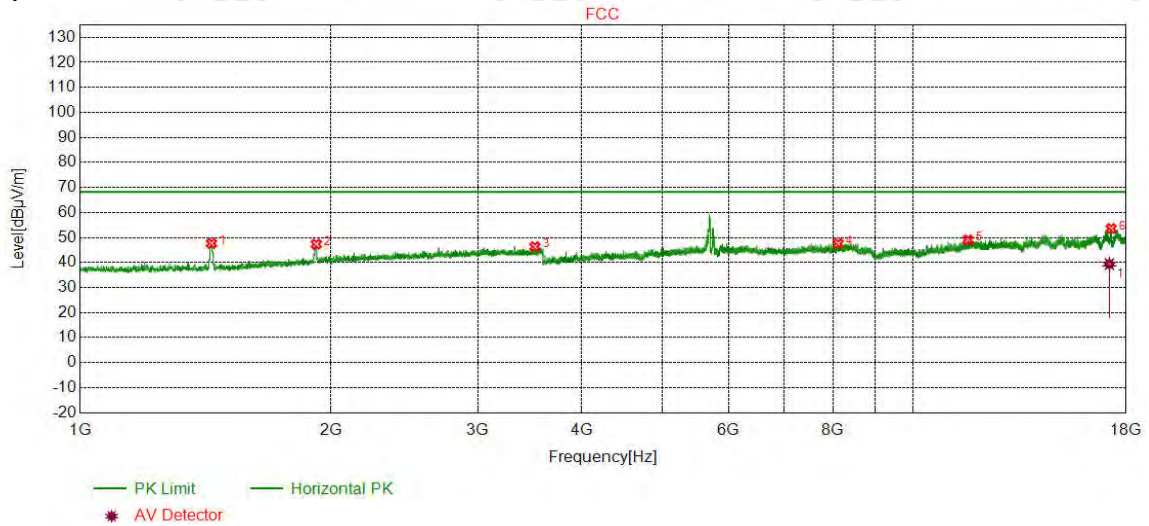
NO	Freq. [MHz]	Ant Factor [dB]	Cable loss [dB]	Pream gain [dB]	Result	Polarity
1	17467.1887	42.67	11.79	-43.69	Pass	Vertical

Final Data List

NO	Freq. [MHz]	Ant Factor [dB]	Cable Loss [dB]	AV Reading [dBµV]	AV Value [dBµV/m]	AV Limit [dBµV/m]	AV Margin [dB]	Result	Polarity
1	17467.1887	42.67	11.79	34.97	45.74	0.00	-45.74	Pass	Vertical

Mode:	802.11 ac(HT40Mbps) Transmitting	Channel:	5755
Remark:			

Test Graph



Suspected List

NO	Freq. [MHz]	Ant Factor [dB]	Cable loss [dB]	Pream gain [dB]	Reading [dBµV]	Level [dBµV/m]	Limit [dBµV/m]	Magin [dB]	Result	Polarity
1	1437.8438	28.34	2.97	-42.68	59.01	47.64	68.20	20.56	Pass	Horizontal
2	1920.2420	31.17	3.56	-42.64	55.28	47.37	68.20	20.83	Pass	Horizontal
3	3513.2013	33.41	4.94	-41.79	49.76	46.32	68.20	21.88	Pass	Horizontal
4	8120.0747	36.45	6.50	-40.90	45.52	47.57	68.20	20.63	Pass	Horizontal
5	11626.2751	39.00	7.63	-41.33	43.72	49.02	68.20	19.18	Pass	Horizontal
6	17267.7845	42.47	11.28	-43.51	43.35	53.59	68.20	14.61	Pass	Horizontal

Final Data List

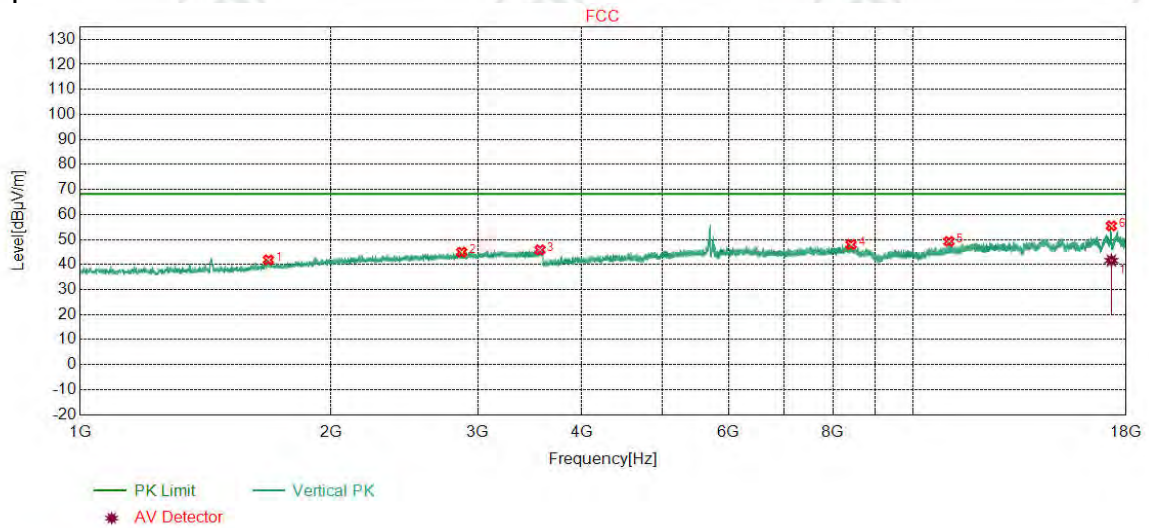
NO	Freq. [MHz]	Ant Factor [dB]	Cable loss [dB]	Pream gain [dB]	Result	Polarity
1	17181.4456	42.38	11.19	-43.42	Pass	Horizontal

Final Data List

NO	Freq. [MHz]	Ant Factor [dB]	Cable Loss [dB]	AV Reading [dBµV]	AV Value [dBµV/m]	AV Limit [dBµV/m]	AV Margin [dB]	Result	Polarity
1	17181.4456	42.38	11.19	29.22	39.37	NA	NA	Pass	Horizontal

Mode:	802.11 ac(HT40Mbps) Transmitting	Channel:	5755
Remark:			

Test Graph



Suspected List

NO	Freq. [MHz]	Ant Factor [dB]	Cable loss [dB]	Pream gain [dB]	Reading [dBµV]	Level [dBµV/m]	Limit [dBµV/m]	Magin [dB]	Result	Polarity
1	1682.6183	29.61	3.30	-42.71	51.67	41.87	68.20	26.33	Pass	Vertical
2	2870.1870	32.99	4.48	-42.19	49.67	44.95	68.20	23.25	Pass	Vertical
3	3562.7063	33.45	5.11	-41.69	49.00	45.87	68.20	22.33	Pass	Vertical
4	8416.0277	36.57	6.70	-40.64	45.36	47.99	68.20	20.21	Pass	Vertical
5	11032.0688	38.62	7.52	-41.13	44.23	49.24	68.20	18.96	Pass	Vertical
6	17277.7519	42.48	11.33	-43.51	45.16	55.46	68.20	12.74	Pass	Vertical

Final Data List

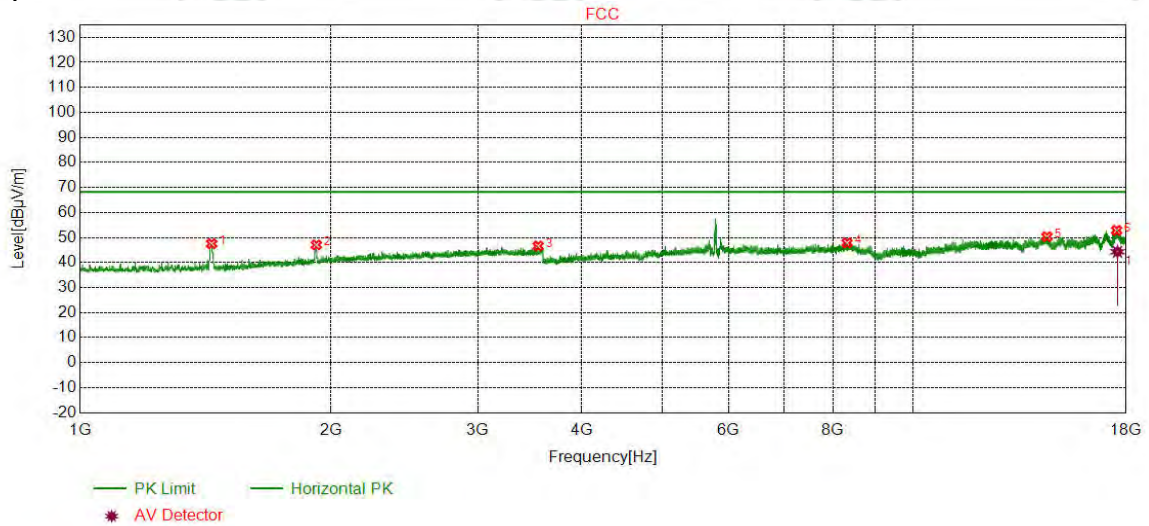
NO	Freq. [MHz]	Ant Factor [dB]	Cable loss [dB]	Pream gain [dB]	Result	Polarity
1	17277.7519	42.48	11.33	-43.51	Pass	Vertical

Final Data List

NO	Freq. [MHz]	Ant Factor [dB]	Cable Loss [dB]	AV Reading [dBµV]	AV Value [dBµV/m]	AV Limit [dBµV/m]	AV Margin [dB]	Result	Polarity
1	17277.7519	42.48	11.33	31.28	41.58	0.00	-41.58	Pass	Vertical

Mode:	802.11 ac(HT40Mbps) Transmitting	Channel:	5795
Remark:			

Test Graph



Suspected List

NO	Freq. [MHz]	Ant Factor [dB]	Cable loss [dB]	Pream gain [dB]	Reading [dBµV]	Level [dBµV/m]	Limit [dBµV/m]	Margin [dB]	Result	Polarity
1	1438.3938	28.34	2.97	-42.67	58.88	47.52	68.20	20.68	Pass	Horizontal
2	1920.7921	31.18	3.56	-42.65	54.95	47.04	68.20	21.16	Pass	Horizontal
3	3544.5545	33.44	5.08	-41.74	49.83	46.61	68.20	21.59	Pass	Horizontal
4	8324.0216	36.53	6.53	-40.71	45.51	47.86	68.20	20.34	Pass	Horizontal
5	14461.5974	40.16	9.50	-42.18	42.83	50.31	68.20	17.89	Pass	Horizontal
6	17532.3022	42.67	12.42	-43.68	41.43	52.84	68.20	15.36	Pass	Horizontal

Final Data List

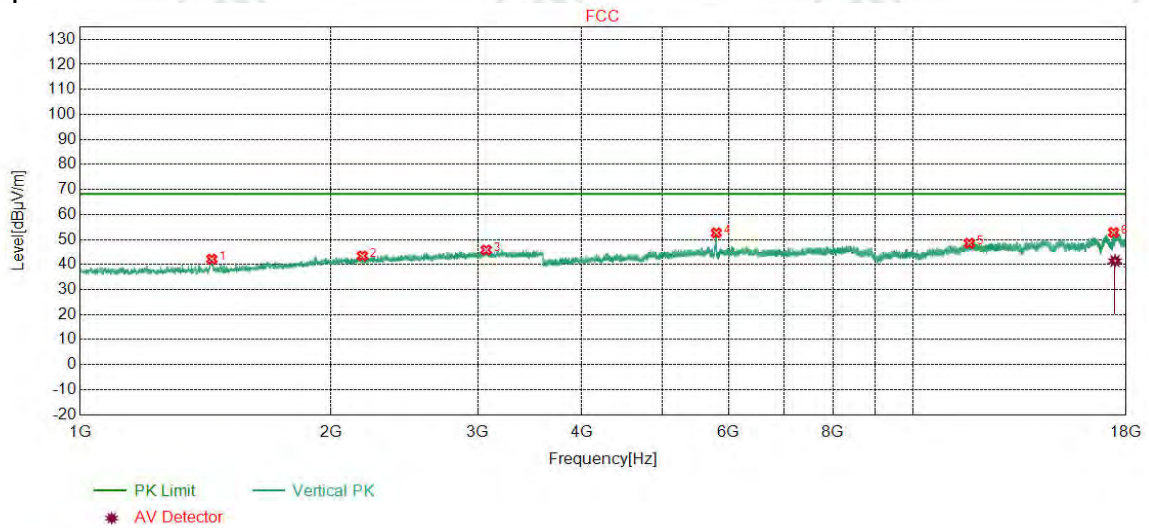
NO	Freq. [MHz]	Ant Factor [dB]	Cable loss [dB]	Pream gain [dB]	Result	Polarity
1	17573.8538	42.64	12.39	-43.65	Pass	Horizontal

Final Data List

NO	Freq. [MHz]	Ant Factor [dB]	Cable Loss [dB]	AV Reading [dBµV]	AV Value [dBµV/m]	AV Limit [dBµV/m]	AV Margin [dB]	Result	Polarity
1	17573.8538	42.64	12.39	32.90	44.28	NA	NA	Pass	Horizontal

Mode:	802.11 ac(HT40Mbps) Transmitting	Channel:	5795
Remark:			

Test Graph



Suspected List

NO	Freq. [MHz]	Ant Factor [dB]	Cable loss [dB]	Pream gain [dB]	Reading [dBµV]	Level [dBµV/m]	Limit [dBµV/m]	Magin [dB]	Result	Polarity
1	1438.9439	28.34	2.97	-42.67	53.52	42.16	68.20	26.04	Pass	Vertical
2	2181.5182	31.95	3.81	-42.52	50.23	43.47	68.20	24.73	Pass	Vertical
3	3070.9571	33.23	4.63	-42.08	50.07	45.85	68.20	22.35	Pass	Vertical
4	5799.2299	35.48	7.00	-40.91	51.09	52.66	68.20	15.54	Pass	Vertical
5	11668.4446	39.03	7.51	-41.31	43.27	48.50	68.20	19.70	Pass	Vertical
6	17386.6258	42.59	10.95	-43.61	42.89	52.82	68.20	15.38	Pass	Vertical

Final Data List

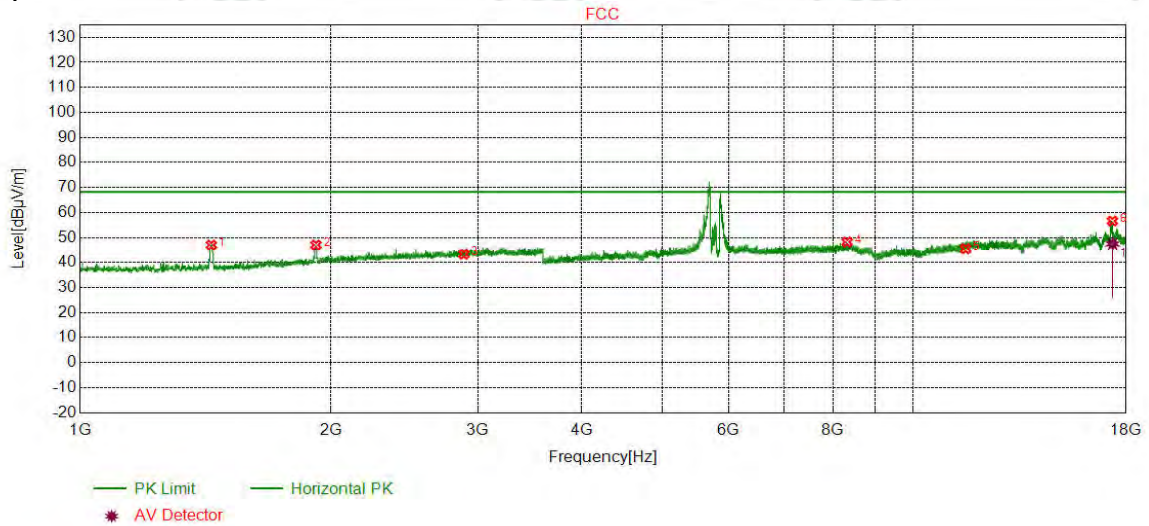
NO	Freq. [MHz]	Ant Factor [dB]	Cable loss [dB]	Pream gain [dB]	Result	Polarity
1	17451.8256	42.65	11.58	-43.67	Pass	Vertical

Final Data List

NO	Freq. [MHz]	Ant Factor [dB]	Cable Loss [dB]	AV Reading [dBµV]	AV Value [dBµV/m]	AV Limit [dBµV/m]	AV Margin [dB]	Result	Polarity
1	17451.8256	42.65	11.58	30.85	41.41	NA	NA	Pass	Vertical

Mode:	802.11 ac(HT80Mbps) Transmitting	Channel:	5775
Remark:			

Test Graph



Suspected List

NO	Freq. [MHz]	Ant Factor [dB]	Cable loss [dB]	Pream gain [dB]	Reading [dBµV]	Level [dBµV/m]	Limit [dBµV/m]	Margin [dB]	Result	Polarity
1	1437.2937	28.34	2.97	-42.68	58.35	46.98	68.20	21.22	Pass	Horizontal
2	1919.1419	31.17	3.56	-42.65	54.88	46.96	68.20	21.24	Pass	Horizontal
3	2887.5000	33.02	4.47	-42.18	48.01	43.32	68.20	24.88	Pass	Horizontal
4	8325.5550	36.53	6.54	-40.72	45.83	48.18	68.20	20.02	Pass	Horizontal
5	11550.0000	38.94	7.67	-41.36	40.23	45.48	68.20	22.72	Pass	Horizontal
6	17324.5216	42.52	11.24	-43.55	46.36	56.57	68.20	11.63	Pass	Horizontal

Final Data List

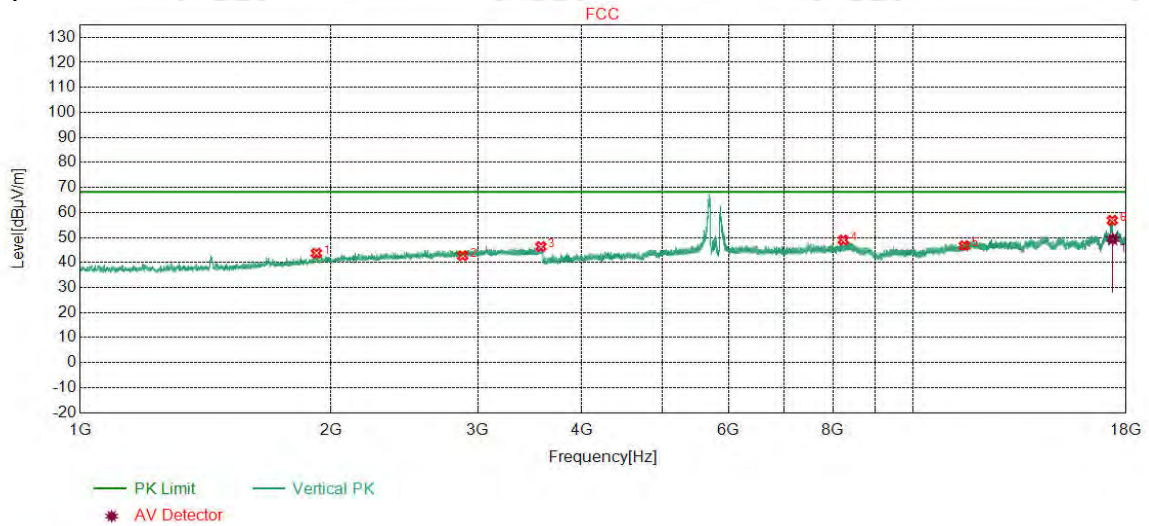
NO	Freq. [MHz]	Ant Factor [dB]	Cable loss [dB]	Pream gain [dB]	Result	Polarity
1	17336.4755	42.54	11.15	-43.57	Pass	Horizontal

Final Data List

NO	Freq. [MHz]	Ant Factor [dB]	Cable Loss [dB]	AV Reading [dBµV]	AV Value [dBµV/m]	AV Limit [dBµV/m]	AV Margin [dB]	Result	Polarity
1	17336.4755	42.54	11.15	37.29	47.41	0.00	-47.41	Pass	Horizontal

Mode:	802.11 ac(HT80Mbps) Transmitting	Channel:	5775
Remark:			

Test Graph



Suspected List										
NO	Freq. [MHz]	Ant Factor [dB]	Cable loss [dB]	Pream gain [dB]	Reading [dBµV]	Level [dBµV/m]	Limit [dBµV/m]	Margin [dB]	Result	Polarity
1	1920.7921	31.18	3.56	-42.65	51.65	43.74	68.20	24.46	Pass	Vertical
2	2877.5000	33.00	4.48	-42.18	47.40	42.70	68.20	25.50	Pass	Vertical
3	3572.6073	33.46	5.12	-41.67	49.45	46.36	68.20	21.84	Pass	Vertical
4	8238.1492	36.50	6.45	-40.79	46.84	49.00	68.20	19.20	Pass	Vertical
5	11510.0000	38.91	7.91	-41.38	41.26	46.70	68.20	21.50	Pass	Vertical
6	17319.1546	42.52	11.29	-43.55	46.58	56.84	68.20	11.36	Pass	Vertical

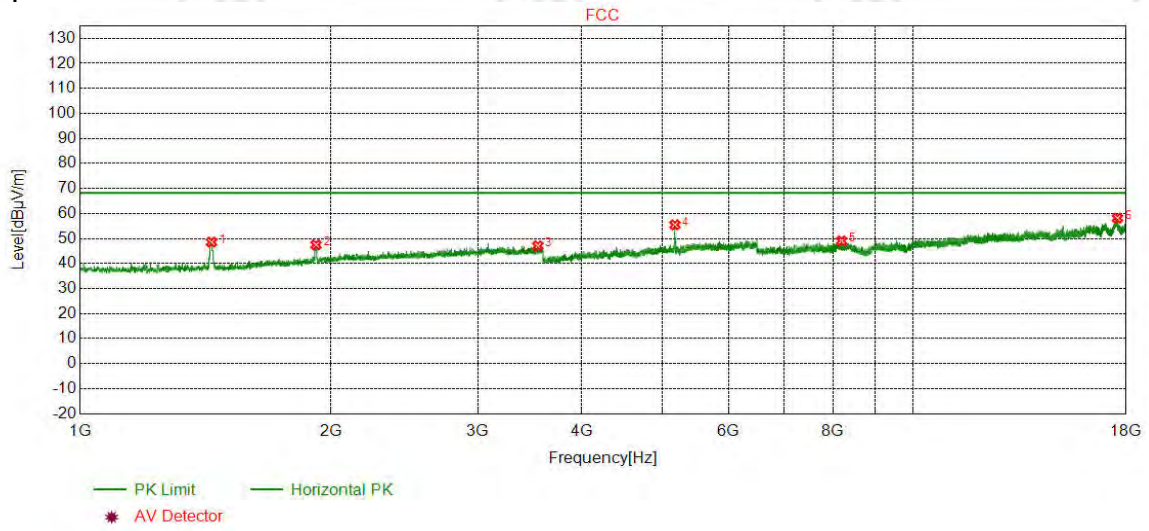
Final Data List						
NO	Freq. [MHz]	Ant Factor [dB]	Cable loss [dB]	Pream gain [dB]	Result	Polarity
1	17341.4963	42.54	11.11	-43.57	Pass	Vertical

Final Data List									
NO	Freq. [MHz]	Ant Factor [dB]	Cable Loss [dB]	AV Reading [dBµV]	AV Value [dBµV/m]	AV Limit [dBµV/m]	AV Margin [dB]	Result	Polarity
1	17341.4963	42.54	11.11	39.24	49.32	0.00	-49.32	Pass	Vertical

UNII-1 Ant2

Mode:	802.11 a(HT20Mbps) Transmitting	Channel:	5180
Remark:			

Test Graph

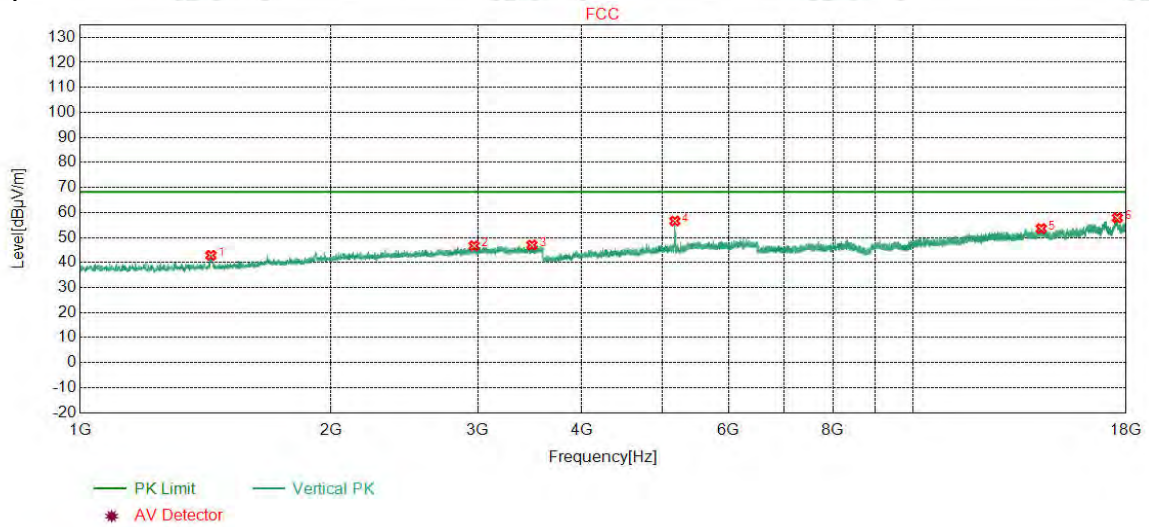


Suspected List

NO	Freq. [MHz]	Ant Factor [dB]	Cable loss [dB]	Pream gain [dB]	Reading [dBµV]	Level [dBµV/m]	Limit [dBµV/m]	Margin [dB]	Result	Polarity
1	1437.8438	28.34	3.41	-42.68	59.48	48.55	68.20	19.65	Pass	Horizontal
2	1919.1419	31.17	4.17	-42.65	54.77	47.46	68.20	20.74	Pass	Horizontal
3	3541.8042	33.43	5.77	-41.73	49.61	47.08	68.20	21.12	Pass	Horizontal
4	5173.2673	34.67	7.54	-40.55	53.81	55.47	68.20	12.73	Pass	Horizontal
5	8197.5132	36.48	6.55	-40.82	46.82	49.03	68.20	19.17	Pass	Horizontal
6	17570.6380	42.64	12.41	-43.65	46.75	58.15	68.20	10.05	Pass	Horizontal

Mode:	802.11 a(HT20Mbps) Transmitting	Channel:	5180
Remark:			

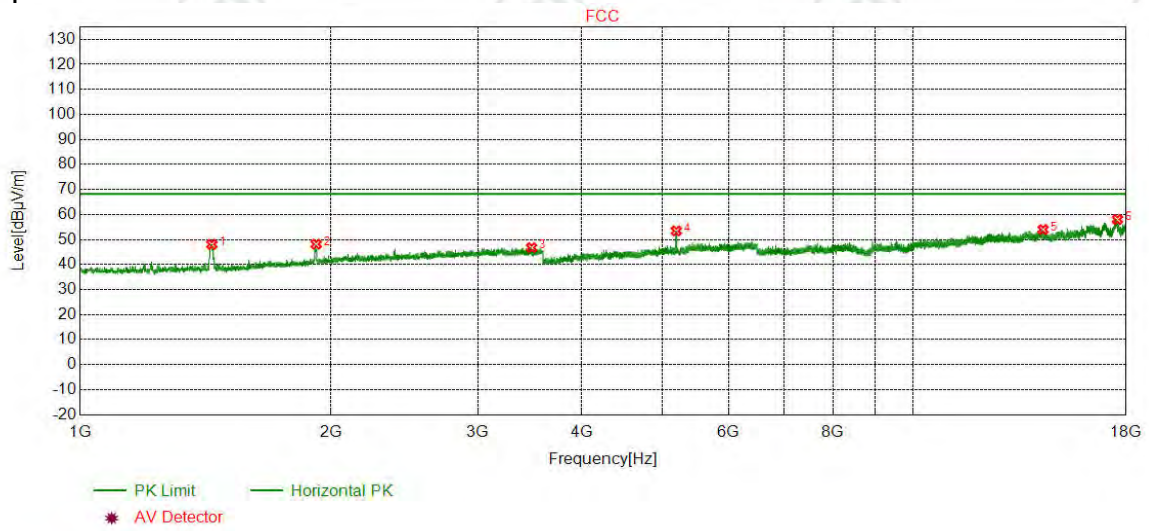
Test Graph



Suspected List										
NO	Freq. [MHz]	Ant Factor [dB]	Cable loss [dB]	Pream gain [dB]	Reading [dBµV]	Level [dBµV/m]	Limit [dBµV/m]	Magin [dB]	Result	Polarity
1	1435.6436	28.34	3.40	-42.68	53.82	42.88	68.20	25.32	Pass	Vertical
2	2970.2970	33.15	5.28	-42.13	50.39	46.69	68.20	21.51	Pass	Vertical
3	3484.5985	33.39	5.74	-41.83	49.67	46.97	68.20	21.23	Pass	Vertical
4	5172.7173	34.67	7.54	-40.55	54.93	56.59	68.20	11.61	Pass	Vertical
5	14232.3488	39.93	9.19	-41.74	46.20	53.58	68.20	14.62	Pass	Vertical
6	17563.7376	42.65	12.45	-43.66	46.41	57.85	68.20	10.35	Pass	Vertical

Mode:	802.11 a(HT20Mbps) Transmitting	Channel:	5200
Remark:			

Test Graph

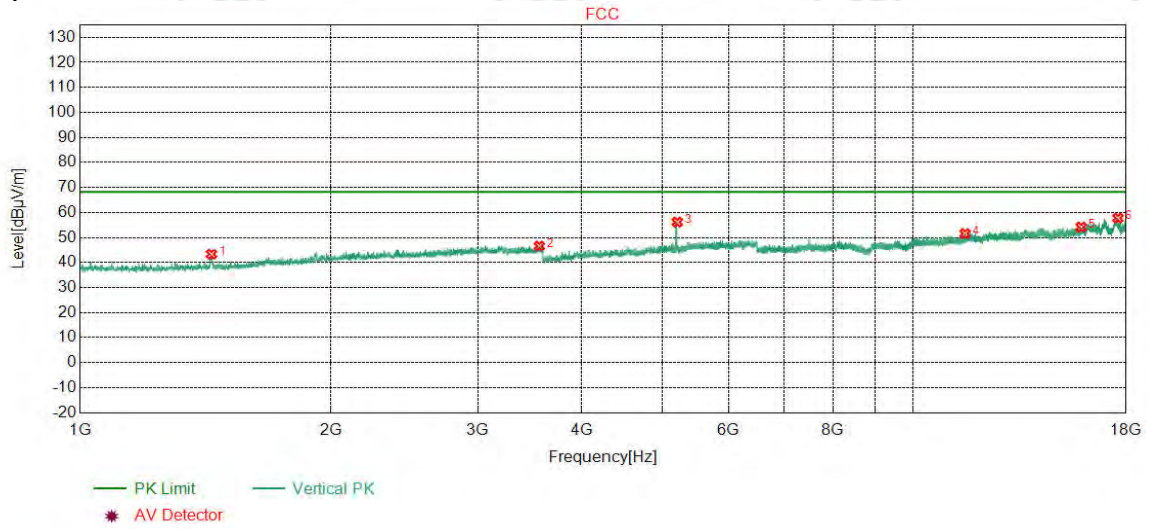


Suspected List

NO	Freq. [MHz]	Ant Factor [dB]	Cable loss [dB]	Pream gain [dB]	Reading [dBµV]	Level [dBµV/m]	Limit [dBµV/m]	Magin [dB]	Result	Polarity
1	1438.9439	28.34	3.41	-42.68	58.99	48.06	68.20	20.14	Pass	Horizontal
2	1919.6920	31.17	4.17	-42.65	55.46	48.15	68.20	20.05	Pass	Horizontal
3	3481.2981	33.39	5.74	-41.83	49.44	46.74	68.20	21.46	Pass	Horizontal
4	5193.0693	34.69	7.46	-40.55	51.83	53.43	68.20	14.77	Pass	Horizontal
5	14307.4872	40.01	8.83	-41.88	47.01	53.97	68.20	14.23	Pass	Horizontal
6	17567.5712	42.65	12.42	-43.65	46.57	57.99	68.20	10.21	Pass	Horizontal

Mode:	802.11 a(HT20Mbps) Transmitting	Channel:	5200
Remark:			

Test Graph

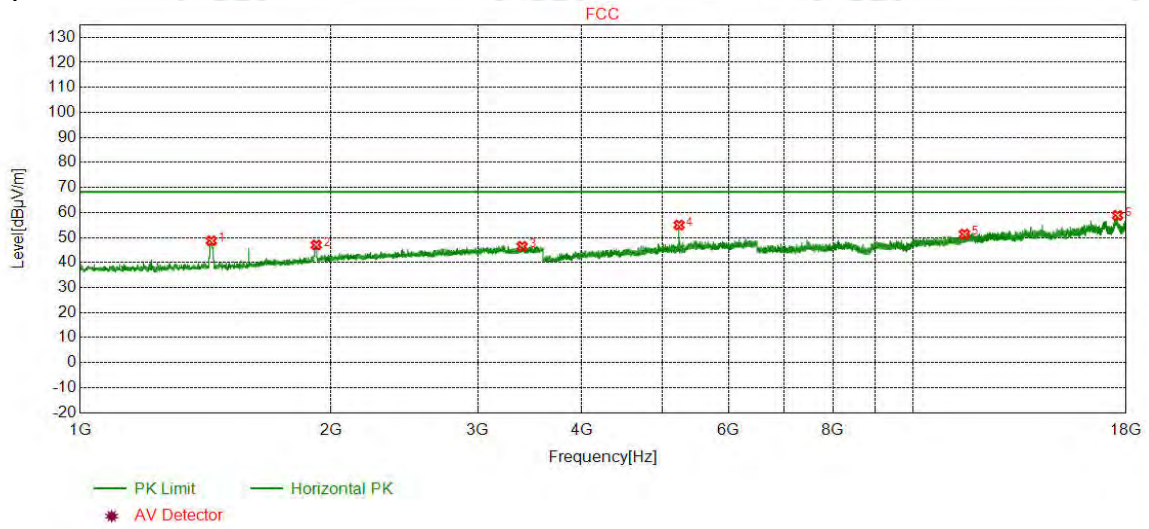


Suspected List

NO	Freq. [MHz]	Ant Factor [dB]	Cable loss [dB]	Pream gain [dB]	Reading [dBµV]	Level [dBµV/m]	Limit [dBµV/m]	Magin [dB]	Result	Polarity
1	1437.8438	28.34	3.41	-42.68	54.29	43.36	68.20	24.84	Pass	Vertical
2	3556.1056	33.44	5.79	-41.70	49.06	46.59	68.20	21.61	Pass	Vertical
3	5207.3707	34.71	7.44	-40.56	54.57	56.16	68.20	12.04	Pass	Vertical
4	11532.7355	38.93	7.77	-41.37	46.23	51.56	68.20	16.64	Pass	Vertical
5	15894.5930	41.69	11.60	-43.30	44.19	54.18	68.20	14.02	Pass	Vertical
6	17592.8729	42.63	12.27	-43.63	46.49	57.76	68.20	10.44	Pass	Vertical

Mode:	802.11 a(HT20Mbps) Transmitting	Channel:	5240
Remark:			

Test Graph

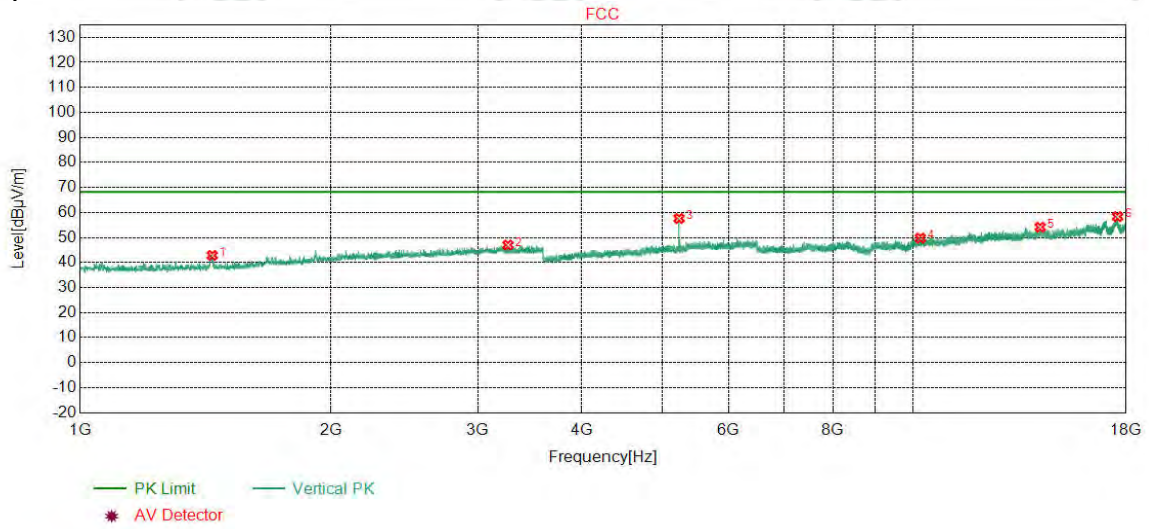


Suspected List

NO	Freq. [MHz]	Ant Factor [dB]	Cable loss [dB]	Pream gain [dB]	Reading [dBμV]	Level [dBμV/m]	Limit [dBμV/m]	Margin [dB]	Result	Polarity
1	1437.2937	28.34	3.40	-42.67	59.61	48.68	68.20	19.52	Pass	Horizontal
2	1920.2420	31.17	4.17	-42.65	54.31	47.00	68.20	21.20	Pass	Horizontal
3	3392.1892	33.36	5.74	-41.89	49.26	46.47	68.20	21.73	Pass	Horizontal
4	5233.2233	34.73	7.45	-40.57	53.37	54.98	68.20	13.22	Pass	Horizontal
5	11515.8677	38.91	7.87	-41.37	45.96	51.37	68.20	16.83	Pass	Horizontal
6	17576.7718	42.64	12.37	-43.65	47.49	58.85	68.20	9.35	Pass	Horizontal

Mode:	802.11 a(HT20Mbps) Transmitting	Channel:	5240
Remark:			

Test Graph

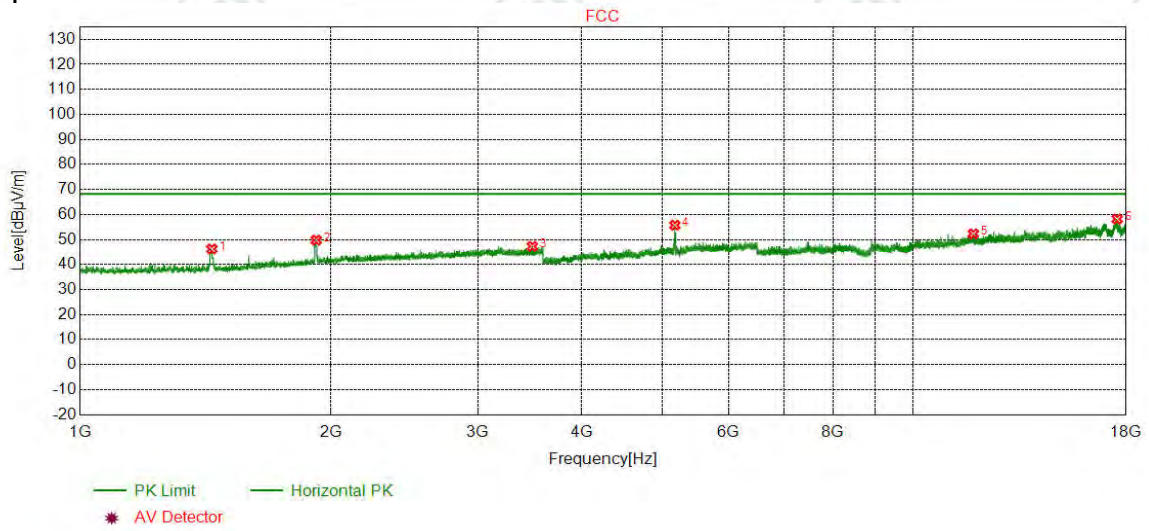


Suspected List

NO	Freq. [MHz]	Ant Factor [dB]	Cable loss [dB]	Pream gain [dB]	Reading [dBµV]	Level [dBµV/m]	Limit [dBµV/m]	Magin [dB]	Result	Polarity
1	1440.5941	28.34	3.41	-42.67	53.77	42.85	68.20	25.35	Pass	Vertical
2	3262.3762	33.30	5.52	-41.96	50.13	46.99	68.20	21.21	Pass	Vertical
3	5233.2233	34.73	7.45	-40.57	55.99	57.60	68.20	10.60	Pass	Vertical
4	10192.5128	38.07	7.11	-40.70	45.29	49.77	68.20	18.43	Pass	Vertical
5	14191.7128	39.89	9.04	-41.65	46.87	54.15	68.20	14.05	Pass	Vertical
6	17572.9382	42.64	12.39	-43.64	46.95	58.34	68.20	9.86	Pass	Vertical

Mode:	802.11 n(HT20Mbps) Transmitting	Channel:	5180
Remark:			

Test Graph

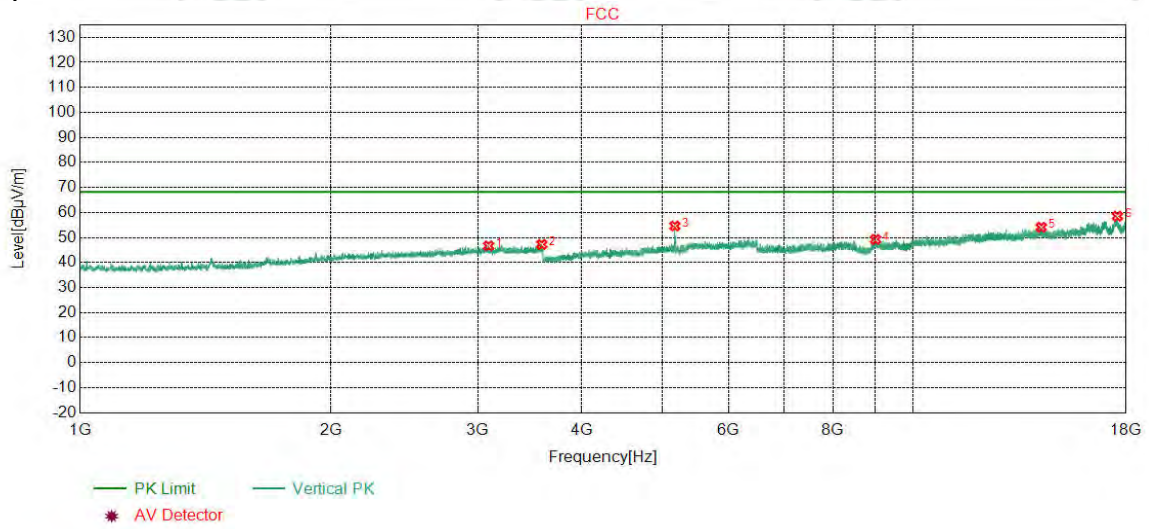


Suspected List

NO	Freq. [MHz]	Ant Factor [dB]	Cable loss [dB]	Pream gain [dB]	Reading [dBµV]	Level [dBµV/m]	Limit [dBµV/m]	Magin [dB]	Result	Polarity
1	1438.9439	28.34	3.41	-42.68	57.14	46.21	68.20	21.99	Pass	Horizontal
2	1920.2420	31.17	4.17	-42.65	57.07	49.76	68.20	18.44	Pass	Horizontal
3	3488.4488	33.40	5.74	-41.83	49.95	47.26	68.20	20.94	Pass	Horizontal
4	5172.1672	34.67	7.54	-40.55	54.06	55.72	68.20	12.48	Pass	Horizontal
5	11797.2532	39.14	7.64	-41.28	46.78	52.28	68.20	15.92	Pass	Horizontal
6	17557.6038	42.65	12.48	-43.66	46.71	58.18	68.20	10.02	Pass	Horizontal

Mode:	802.11 n(HT20Mbps) Transmitting	Channel:	5180
Remark:			

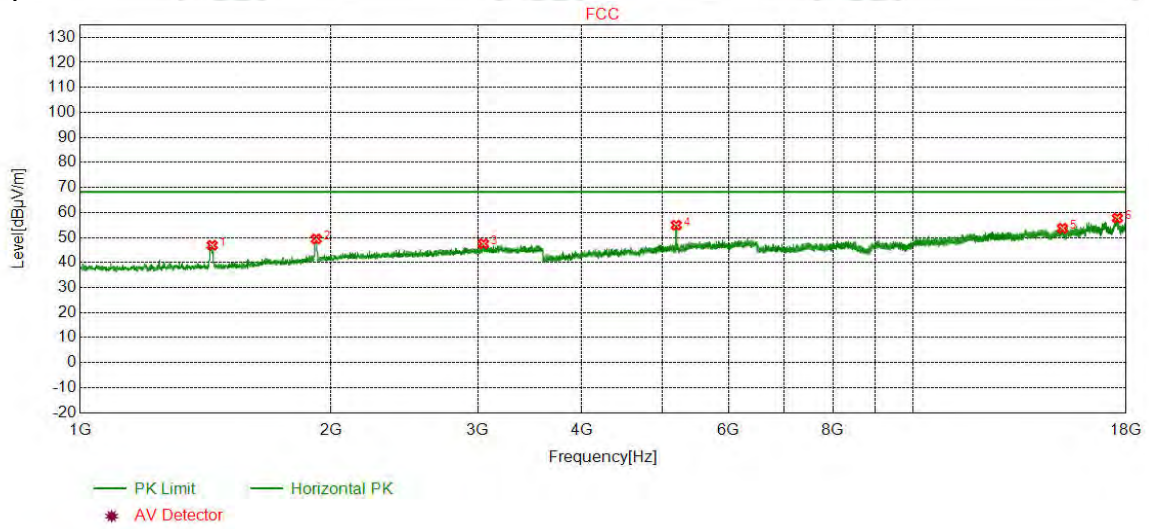
Test Graph



Suspected List										
NO	Freq. [MHz]	Ant Factor [dB]	Cable loss [dB]	Pream gain [dB]	Reading [dBµV]	Level [dBµV/m]	Limit [dBµV/m]	Magin [dB]	Result	Polarity
1	3091.3091	33.24	5.52	-42.07	49.95	46.64	68.20	21.56	Pass	Vertical
2	3581.4081	33.47	5.86	-41.65	49.55	47.23	68.20	20.97	Pass	Vertical
3	5172.7173	34.67	7.54	-40.55	52.92	54.58	68.20	13.62	Pass	Vertical
4	9004.8670	37.70	6.82	-40.68	45.41	49.25	68.20	18.95	Pass	Vertical
5	14235.4157	39.94	9.20	-41.75	46.71	54.10	68.20	14.10	Pass	Vertical
6	17570.6380	42.64	12.41	-43.65	47.11	58.51	68.20	9.69	Pass	Vertical

Mode:	802.11 n(HT20Mbps) Transmitting	Channel:	5200
Remark:			

Test Graph

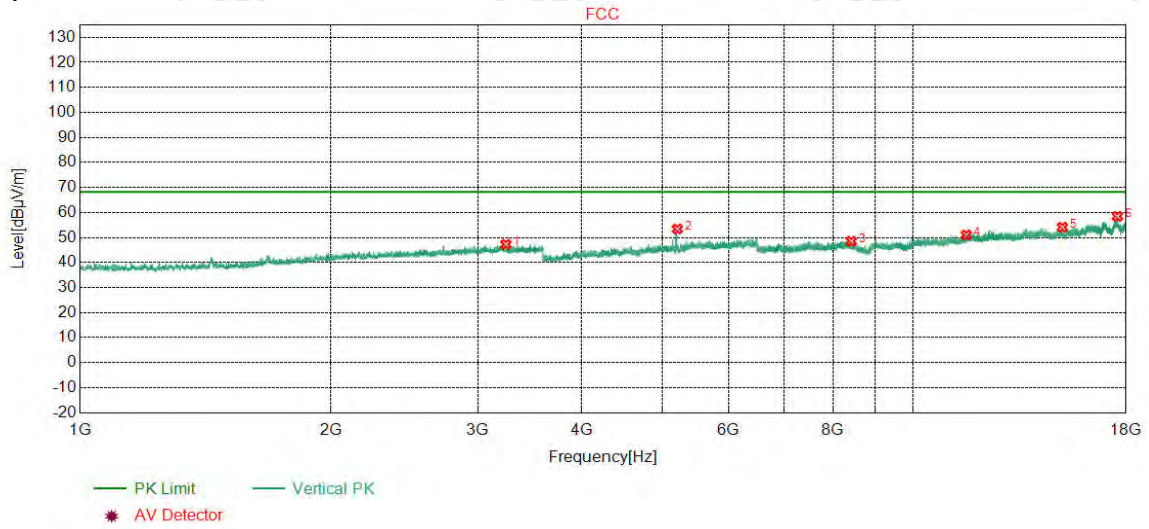


Suspected List

NO	Freq. [MHz]	Ant Factor [dB]	Cable loss [dB]	Pream gain [dB]	Reading [dBµV]	Level [dBµV/m]	Limit [dBµV/m]	Margin [dB]	Result	Polarity
1	1440.5941	28.34	3.41	-42.67	57.80	46.88	68.20	21.32	Pass	Horizontal
2	1920.2420	31.17	4.17	-42.65	56.73	49.42	68.20	18.78	Pass	Horizontal
3	3047.8548	33.22	5.47	-42.09	50.91	47.51	68.20	20.69	Pass	Horizontal
4	5192.5193	34.69	7.47	-40.55	53.31	54.92	68.20	13.28	Pass	Horizontal
5	15092.6062	40.49	10.04	-42.44	45.59	53.68	68.20	14.52	Pass	Horizontal
6	17566.8045	42.65	12.43	-43.66	46.34	57.76	68.20	10.44	Pass	Horizontal

Mode:	802.11 n(HT20Mbps) Transmitting	Channel:	5200
Remark:			

Test Graph

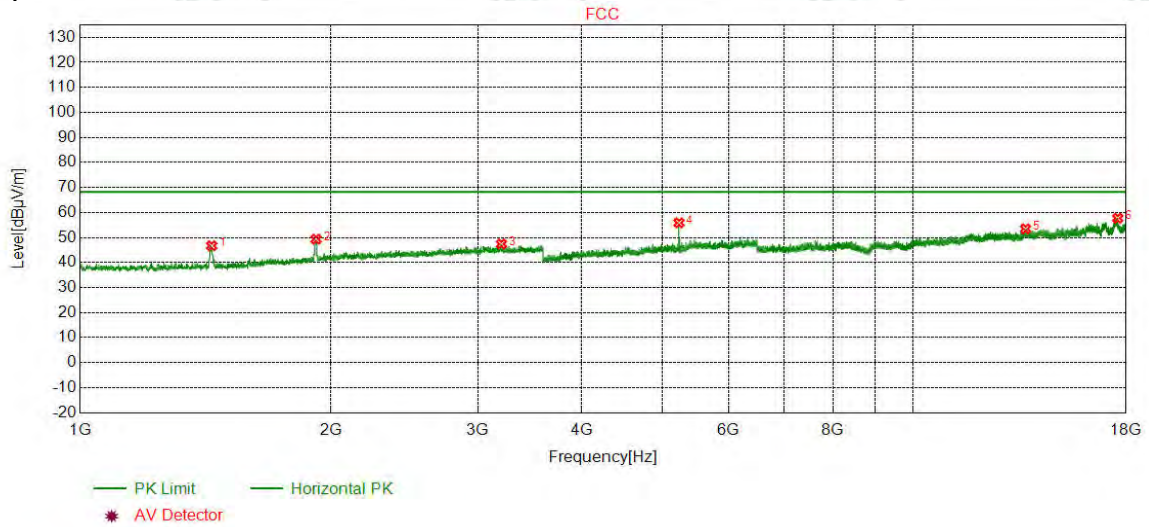


Suspected List

NO	Freq. [MHz]	Ant Factor [dB]	Cable loss [dB]	Pream gain [dB]	Reading [dBµV]	Level [dBµV/m]	Limit [dBµV/m]	Margin [dB]	Result	Polarity
1	3243.6744	33.30	5.55	-41.98	50.40	47.27	68.20	20.93	Pass	Vertical
2	5207.9208	34.71	7.44	-40.56	51.83	53.42	68.20	14.78	Pass	Vertical
3	8421.3948	36.57	6.70	-40.63	45.86	48.50	68.20	19.70	Pass	Vertical
4	11571.0714	38.96	7.70	-41.36	45.73	51.03	68.20	17.17	Pass	Vertical
5	15091.0727	40.49	10.02	-42.44	46.05	54.12	68.20	14.08	Pass	Vertical
6	17567.5712	42.65	12.42	-43.65	47.03	58.45	68.20	9.75	Pass	Vertical

Mode:	802.11 n(HT20Mbps) Transmitting	Channel:	5240
Remark:			

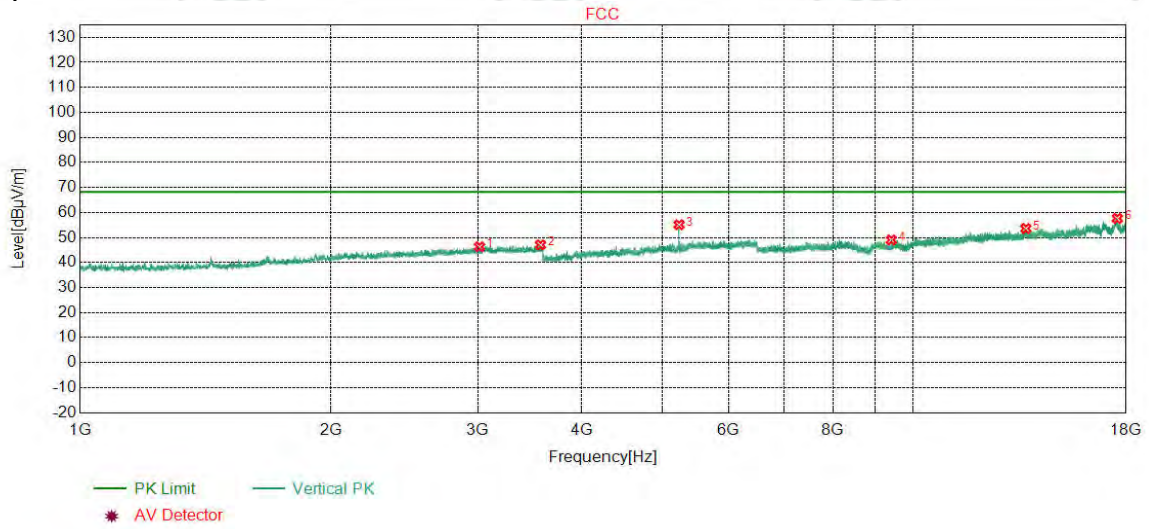
Test Graph



Suspected List										
NO	Freq. [MHz]	Ant Factor [dB]	Cable loss [dB]	Pream gain [dB]	Reading [dBµV]	Level [dBµV/m]	Limit [dBµV/m]	Magin [dB]	Result	Polarity
1	1438.3938	28.34	3.41	-42.68	57.64	46.71	68.20	21.49	Pass	Horizontal
2	1919.1419	31.17	4.17	-42.65	56.64	49.33	68.20	18.87	Pass	Horizontal
3	3202.9703	33.28	5.74	-42.00	50.39	47.41	68.20	20.79	Pass	Horizontal
4	5232.6733	34.73	7.45	-40.57	54.26	55.87	68.20	12.33	Pass	Horizontal
5	13630.4754	39.48	8.56	-41.19	46.64	53.49	68.20	14.71	Pass	Horizontal
6	17582.9055	42.63	12.33	-43.63	46.39	57.72	68.20	10.48	Pass	Horizontal

Mode:	802.11 n(HT20Mbps) Transmitting	Channel:	5240
Remark:			

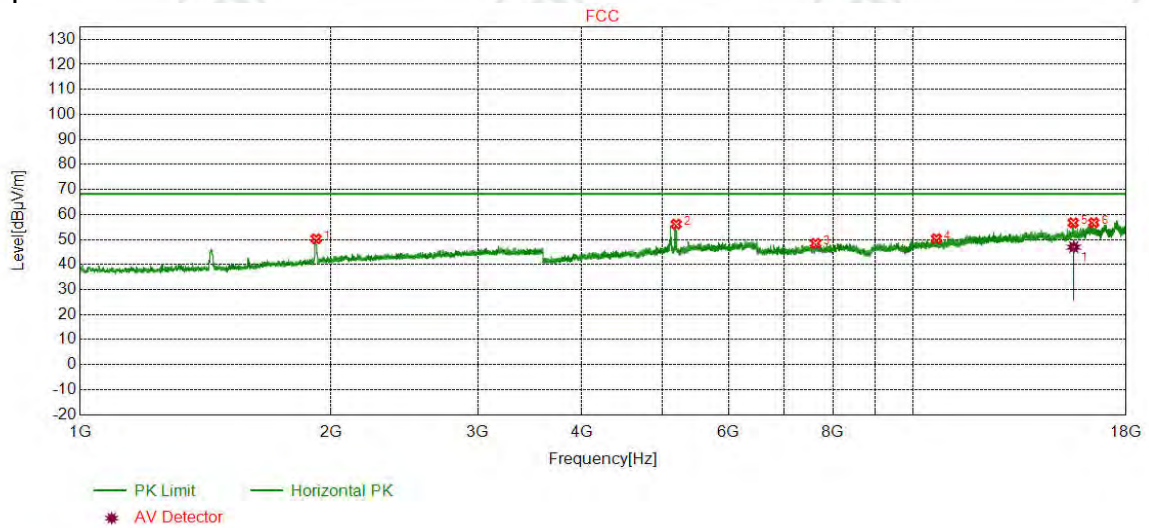
Test Graph



Suspected List										
NO	Freq. [MHz]	Ant Factor [dB]	Cable loss [dB]	Pream gain [dB]	Reading [dBµV]	Level [dBµV/m]	Limit [dBµV/m]	Magin [dB]	Result	Polarity
1	3014.8515	33.21	5.37	-42.12	49.81	46.27	68.20	21.93	Pass	Vertical
2	3568.2068	33.45	5.82	-41.67	49.46	47.06	68.20	21.14	Pass	Vertical
3	5232.6733	34.73	7.45	-40.57	53.49	55.10	68.20	13.10	Pass	Vertical
4	9405.0937	37.62	6.93	-40.83	45.32	49.04	68.20	19.16	Pass	Vertical
5	13641.9761	39.49	8.55	-41.20	46.76	53.60	68.20	14.60	Pass	Vertical
6	17563.7376	42.65	12.45	-43.66	46.17	57.61	68.20	10.59	Pass	Vertical

Mode:	802.11 n(HT40Mbps) Transmitting	Channel:	5190
Remark:			

Test Graph



Suspected List

NO	Freq. [MHz]	Ant Factor [dB]	Cable loss [dB]	Pream gain [dB]	Reading [dBµV]	Level [dBµV/m]	Limit [dBµV/m]	Margin [dB]	Result	Polarity
1	1919.6920	31.17	4.17	-42.65	57.58	50.27	68.20	17.93	Pass	Horizontal
2	5191.4191	34.69	7.47	-40.55	54.53	56.14	68.20	12.06	Pass	Horizontal
3	7632.4422	36.55	6.43	-40.84	46.34	48.48	68.20	19.72	Pass	Horizontal
4	10655.6104	38.53	7.28	-41.15	45.66	50.32	68.20	17.88	Pass	Horizontal
5	15550.3367	41.00	10.23	-43.03	48.48	56.68	68.20	11.52	Pass	Horizontal
6	16456.5971	42.27	10.19	-43.63	47.91	56.74	68.20	11.46	Pass	Horizontal

Final Data List

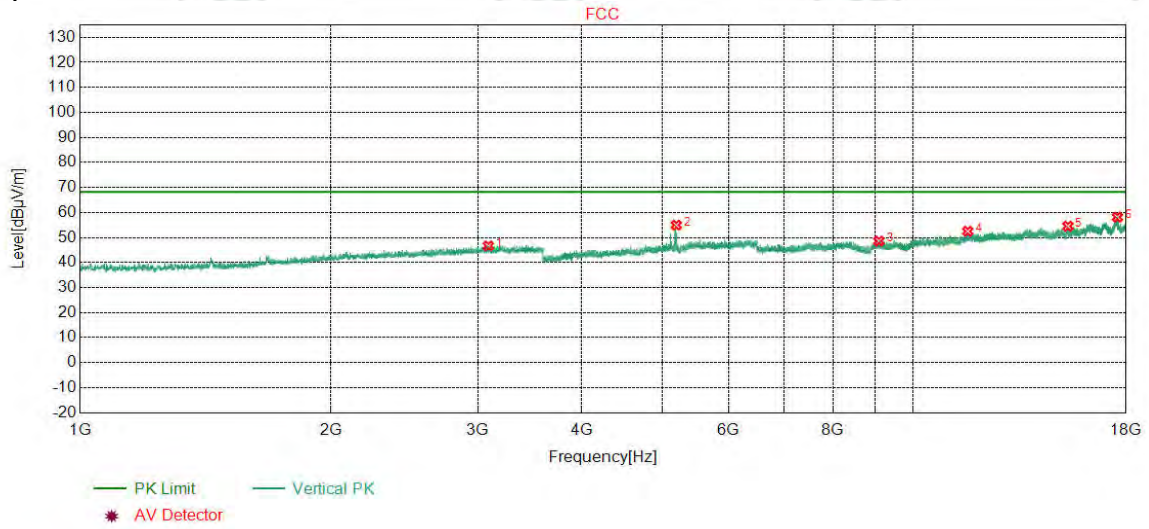
NO	Freq. [MHz]	Ant Factor [dB]	Cable loss [dB]	Pream gain [dB]	Result	Polarity
1	15570	41.04	10.06	-43.05	Pass	Horizontal

Final Data List

NO	Freq. [MHz]	Ant Factor [dB]	Cable Loss [dB]	AV Reading [dBµV]	AV Value [dBµV/m]	AV Limit [dBµV/m]	AV Margin [dB]	Result	Polarity
1	15570	41.04	10.06	38.89	46.94	0.00	-46.94	Pass	Horizontal

Mode:	802.11 n(HT40Mbps) Transmitting	Channel:	5190
Remark:			

Test Graph

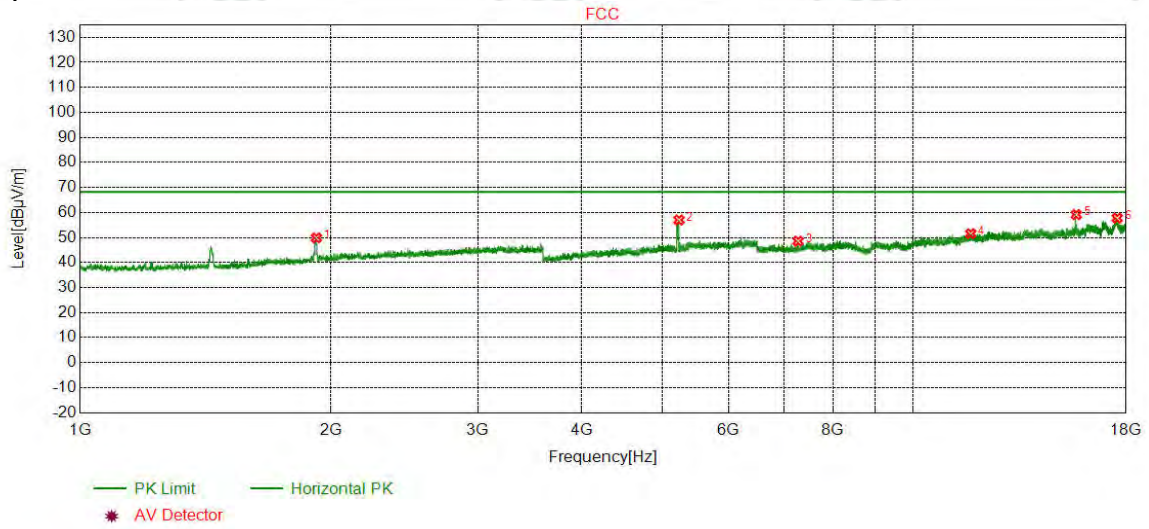


Suspected List

NO	Freq. [MHz]	Ant Factor [dB]	Cable loss [dB]	Pream gain [dB]	Reading [dBµV]	Level [dBµV/m]	Limit [dBµV/m]	Magin [dB]	Result	Polarity
1	3089.1089	33.24	5.52	-42.07	49.95	46.64	68.20	21.56	Pass	Vertical
2	5193.0693	34.69	7.46	-40.55	53.34	54.94	68.20	13.26	Pass	Vertical
3	9088.4392	37.68	6.67	-40.71	44.97	48.61	68.20	19.59	Pass	Vertical
4	11617.0745	38.99	7.67	-41.33	47.16	52.49	68.20	15.71	Pass	Vertical
5	15323.3882	40.72	10.09	-42.75	46.46	54.52	68.20	13.68	Pass	Vertical
6	17568.3379	42.65	12.42	-43.66	46.74	58.15	68.20	10.05	Pass	Vertical

Mode:	802.11 n(HT40Mbps) Transmitting	Channel:	5230
Remark:			

Test Graph

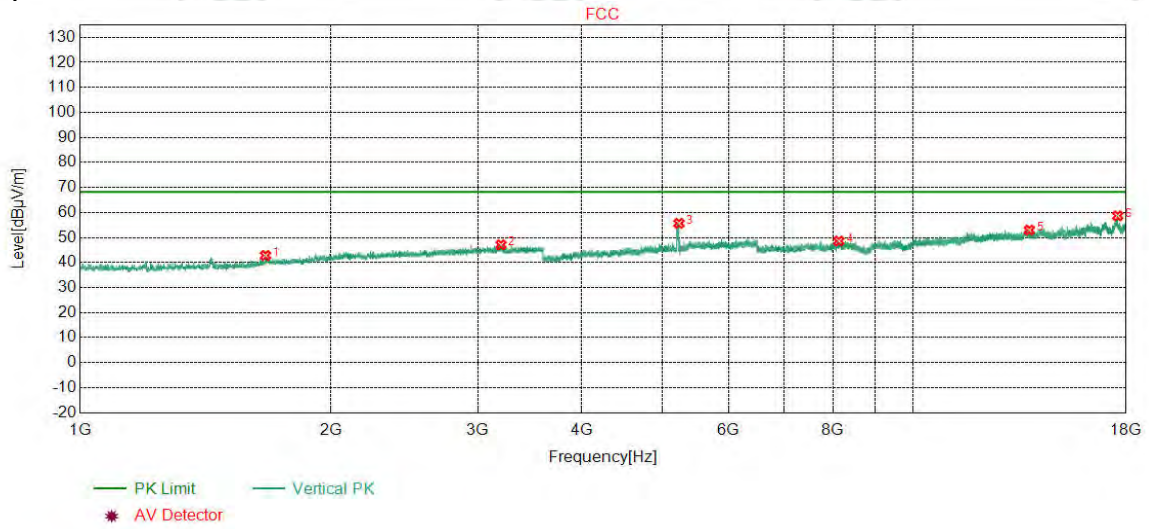


Suspected List

NO	Freq. [MHz]	Ant Factor [dB]	Cable loss [dB]	Pream gain [dB]	Reading [dBµV]	Level [dBµV/m]	Limit [dBµV/m]	Magin [dB]	Result	Polarity
1	1920.7921	31.18	4.17	-42.66	57.17	49.86	68.20	18.34	Pass	Horizontal
2	5232.1232	34.73	7.45	-40.57	55.39	57.00	68.20	11.20	Pass	Horizontal
3	7269.0179	36.37	6.27	-40.96	46.88	48.56	68.20	19.64	Pass	Horizontal
4	11712.9142	39.07	7.45	-41.31	46.33	51.54	68.20	16.66	Pass	Horizontal
5	15682.2121	41.26	10.59	-43.13	50.42	59.14	68.20	9.06	Pass	Horizontal
6	17558.3706	42.65	12.48	-43.66	46.27	57.74	68.20	10.46	Pass	Horizontal

Mode:	802.11 n(HT40Mbps) Transmitting	Channel:	5230
Remark:			

Test Graph

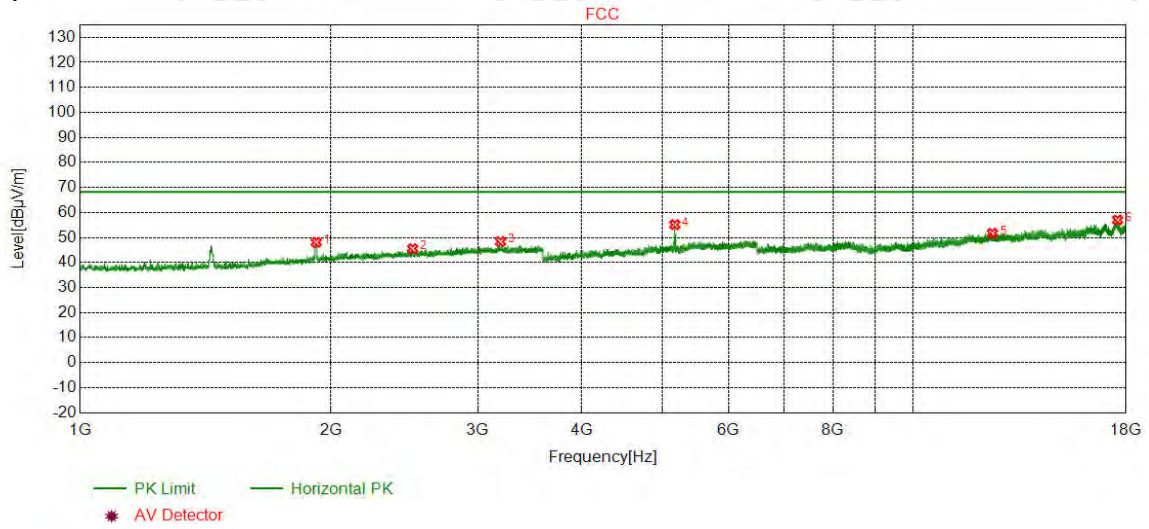


Suspected List

NO	Freq. [MHz]	Ant Factor [dB]	Cable loss [dB]	Pream gain [dB]	Reading [dBµV]	Level [dBµV/m]	Limit [dBµV/m]	Magin [dB]	Result	Polarity
1	1668.8669	29.51	3.85	-42.73	52.18	42.81	68.20	25.39	Pass	Vertical
2	3199.6700	33.28	5.75	-42.00	50.05	47.08	68.20	21.12	Pass	Vertical
3	5232.1232	34.73	7.45	-40.57	54.03	55.64	68.20	12.56	Pass	Vertical
4	8136.1757	36.45	6.45	-40.87	46.54	48.57	68.20	19.63	Pass	Vertical
5	13770.7847	39.56	8.61	-41.23	46.04	52.98	68.20	15.22	Pass	Vertical
6	17582.9055	42.63	12.33	-43.63	47.33	58.66	68.20	9.54	Pass	Vertical

Mode:	802.11 ac(VHT20Mbps) Transmitting	Channel:	5180
Remark:			

Test Graph

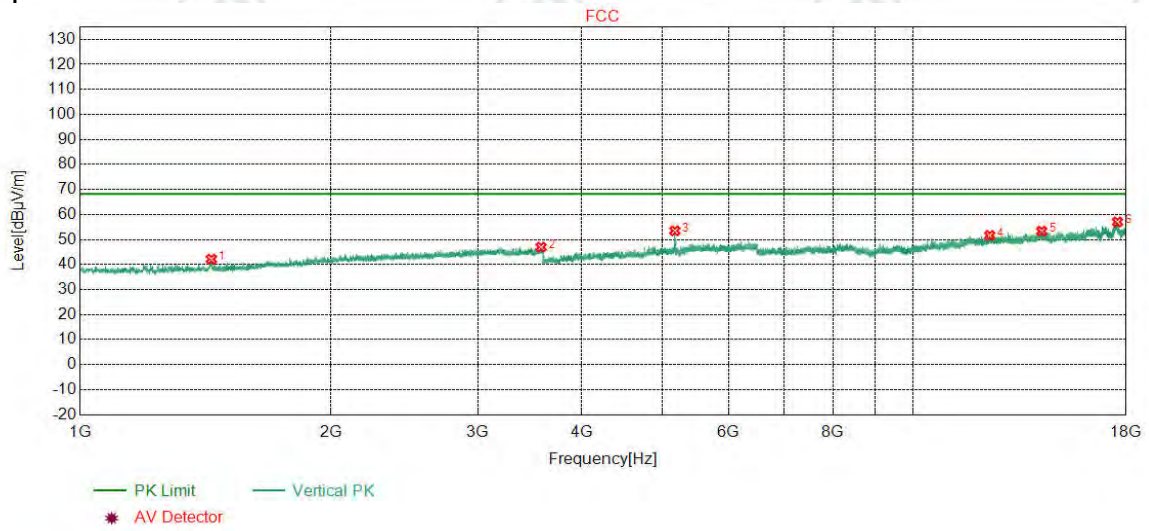


Suspected List

NO	Freq. [MHz]	Ant Factor [dB]	Cable loss [dB]	Pream gain [dB]	Reading [dBµV]	Level [dBµV/m]	Limit [dBµV/m]	Magin [dB]	Result	Polarity
1	1920.2420	31.17	4.17	-42.65	55.39	48.08	68.20	20.12	Pass	Horizontal
2	2506.6007	32.41	4.75	-42.38	50.75	45.53	68.20	22.67	Pass	Horizontal
3	3195.2695	33.28	5.72	-42.00	51.35	48.35	68.20	19.85	Pass	Horizontal
4	5172.1672	34.67	7.54	-40.55	53.50	55.16	68.20	13.04	Pass	Horizontal
5	12435.1623	39.56	7.94	-41.11	45.30	51.69	68.20	16.51	Pass	Horizontal
6	17578.3052	42.64	12.36	-43.65	45.66	57.01	68.20	11.19	Pass	Horizontal

Mode:	802.11 ac(VHT20Mbps) Transmitting	Channel:	5180
Remark:			

Test Graph

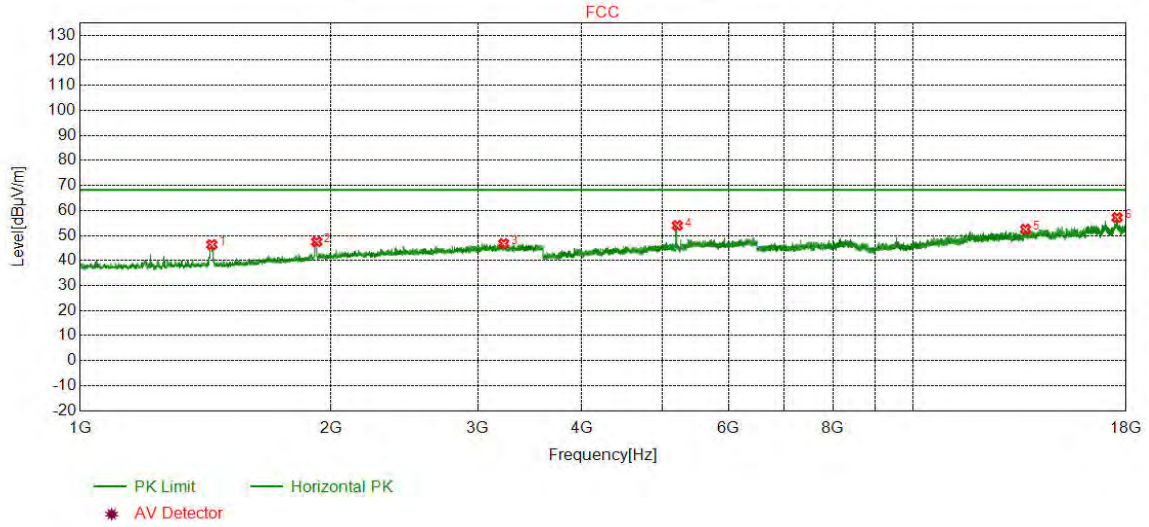


Suspected List

NO	Freq. [MHz]	Ant Factor [dB]	Cable loss [dB]	Pream gain [dB]	Reading [dBµV]	Level [dBµV/m]	Limit [dBµV/m]	Margin [dB]	Result	Polarity
1	1437.2937	28.34	3.40	-42.67	53.08	42.15	68.20	26.05	Pass	Vertical
2	3574.2574	33.46	5.84	-41.66	49.30	46.94	68.20	21.26	Pass	Vertical
3	5172.1672	34.67	7.54	-40.55	51.81	53.47	68.20	14.73	Pass	Vertical
4	12346.9898	39.51	7.79	-41.13	45.44	51.61	68.20	16.59	Pass	Vertical
5	14251.5168	39.95	9.26	-41.78	45.91	53.34	68.20	14.86	Pass	Vertical
6	17571.4048	42.64	12.40	-43.65	45.63	57.02	68.20	11.18	Pass	Vertical

Mode:	802.11 ac(VHT20Mbps) Transmitting	Channel:	5200
Remark:			

Test Graph

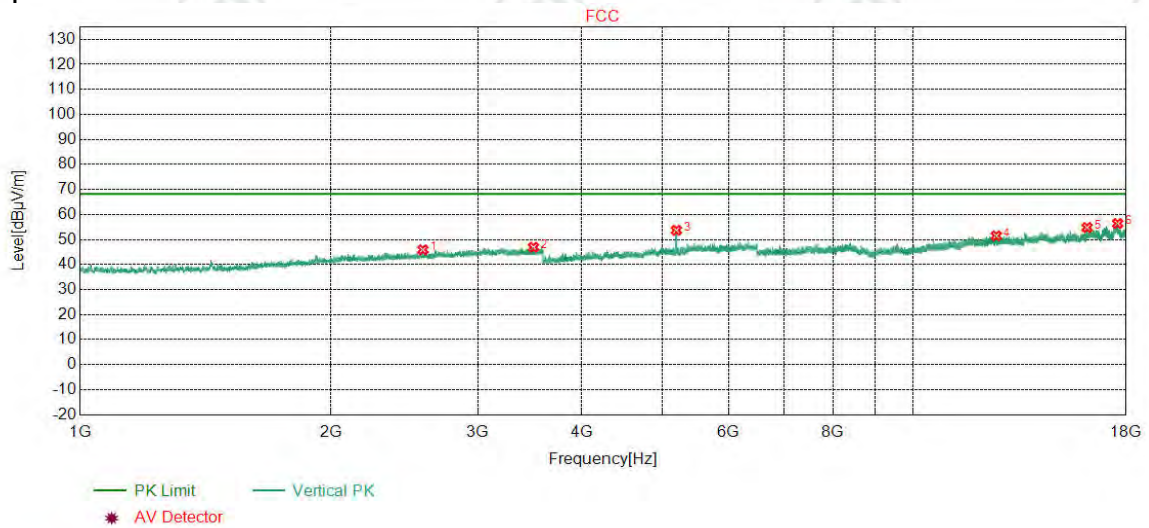


Suspected List

NO	Freq. [MHz]	Ant Factor [dB]	Cable loss [dB]	Pream gain [dB]	Reading [dBµV]	Level [dBµV/m]	Limit [dBµV/m]	Margin [dB]	Result	Polarity
1	1438.9439	28.34	3.41	-42.68	57.30	46.37	68.20	21.83	Pass	Horizontal
2	1922.9923	31.19	4.16	-42.64	54.80	47.51	68.20	20.69	Pass	Horizontal
3	3222.7723	33.29	5.65	-41.99	49.80	46.75	68.20	21.45	Pass	Horizontal
4	5207.9208	34.71	7.44	-40.56	52.40	53.99	68.20	14.21	Pass	Horizontal
5	13627.4085	39.48	8.57	-41.20	45.65	52.50	68.20	15.70	Pass	Horizontal
6	17554.5370	42.66	12.50	-43.67	45.67	57.16	68.20	11.04	Pass	Horizontal

Mode:	802.11 ac(VHT20Mbps) Transmitting	Channel:	5200
Remark:			

Test Graph

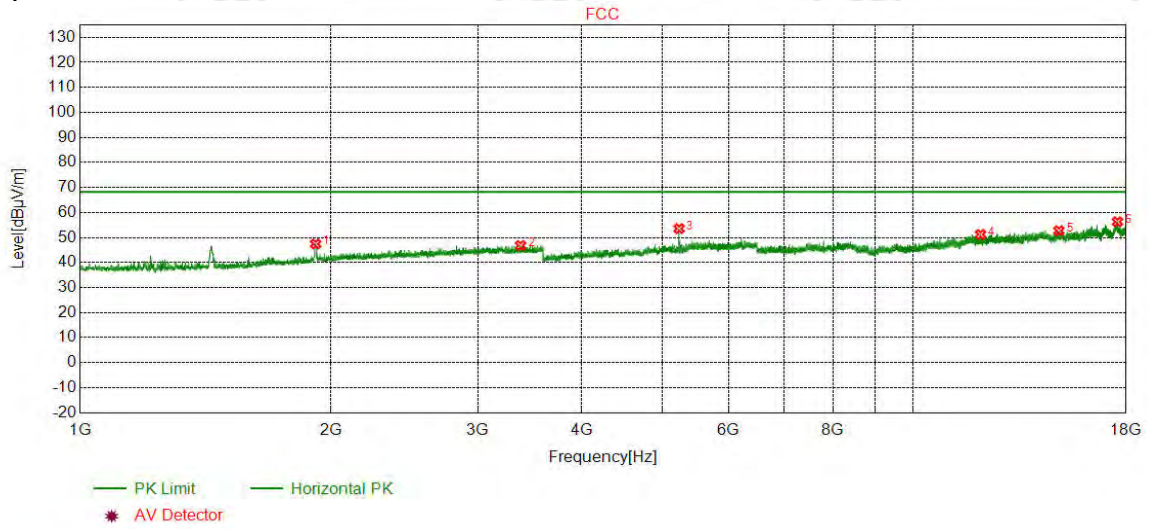


Suspected List

NO	Freq. [MHz]	Ant Factor [dB]	Cable loss [dB]	Pream gain [dB]	Reading [dBµV]	Level [dBµV/m]	Limit [dBµV/m]	Margin [dB]	Result	Polarity
1	2578.6579	32.53	4.80	-42.35	50.93	45.91	68.20	22.29	Pass	Vertical
2	3499.4499	33.40	5.74	-41.82	49.57	46.89	68.20	21.31	Pass	Vertical
3	5193.6194	34.69	7.46	-40.55	52.09	53.69	68.20	14.51	Pass	Vertical
4	12572.4048	39.60	7.89	-41.20	45.18	51.47	68.20	16.73	Pass	Vertical
5	16156.8105	42.03	11.15	-43.46	45.06	54.78	68.20	13.42	Pass	Vertical
6	17584.4390	42.63	12.32	-43.63	45.06	56.38	68.20	11.82	Pass	Vertical

Mode:	802.11 ac(VHT20Mbps) Transmitting	Channel:	5240
Remark:			

Test Graph

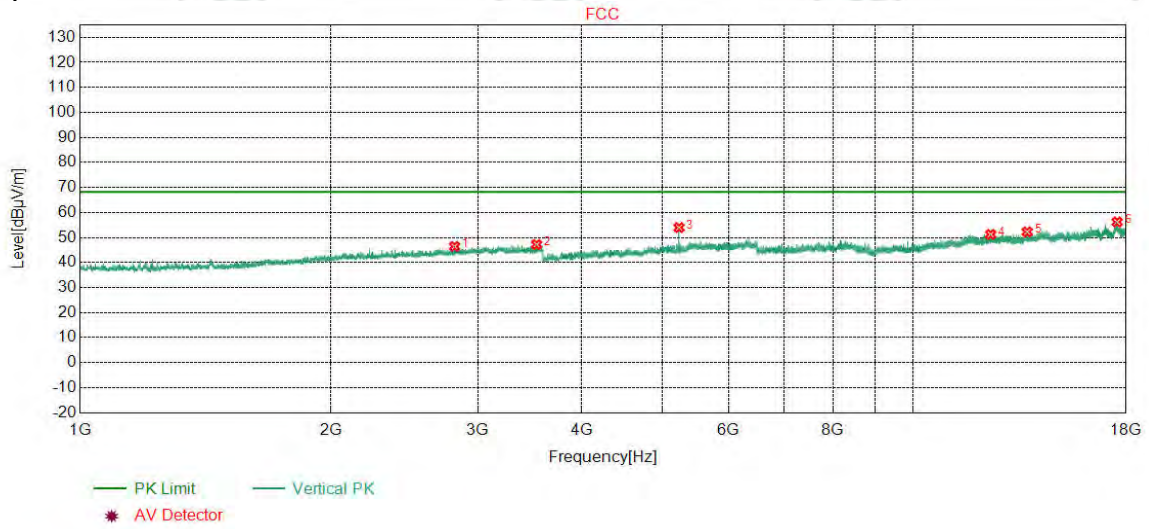


Suspected List

NO	Freq. [MHz]	Ant Factor [dB]	Cable loss [dB]	Pream gain [dB]	Reading [dBµV]	Level [dBµV/m]	Limit [dBµV/m]	Magin [dB]	Result	Polarity
1	1916.9417	31.15	4.17	-42.65	54.76	47.43	68.20	20.77	Pass	Horizontal
2	3377.3377	33.35	5.68	-41.89	49.66	46.80	68.20	21.40	Pass	Horizontal
3	5233.2233	34.73	7.45	-40.57	51.95	53.56	68.20	14.64	Pass	Horizontal
4	12036.4691	39.32	8.08	-41.20	45.02	51.22	68.20	16.98	Pass	Horizontal
5	14945.3964	40.38	9.26	-42.31	45.39	52.72	68.20	15.48	Pass	Horizontal
6	17571.4048	42.64	12.40	-43.65	44.89	56.28	68.20	11.92	Pass	Horizontal

Mode:	802.11 ac(VHT20Mbps) Transmitting	Channel:	5240
Remark:			

Test Graph

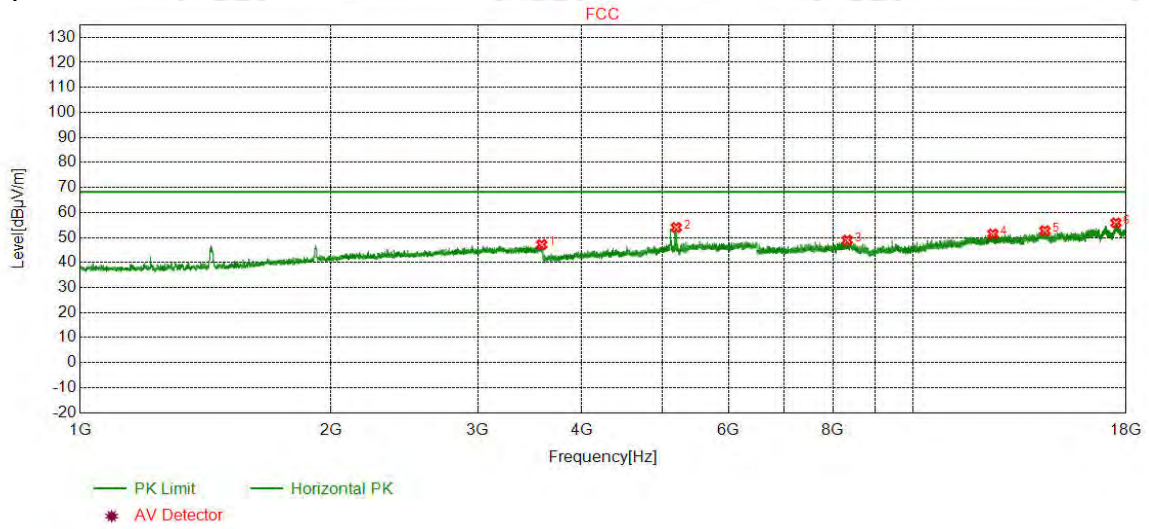


Suspected List

NO	Freq. [MHz]	Ant Factor [dB]	Cable loss [dB]	Pream gain [dB]	Reading [dBµV]	Level [dBµV/m]	Limit [dBµV/m]	Margin [dB]	Result	Polarity
1	2814.6315	32.90	5.03	-42.21	50.70	46.42	68.20	21.78	Pass	Vertical
2	3530.2530	33.42	5.76	-41.75	49.77	47.20	68.20	21.00	Pass	Vertical
3	5232.6733	34.73	7.45	-40.57	52.34	53.95	68.20	14.25	Pass	Vertical
4	12379.9587	39.53	7.90	-41.13	44.92	51.22	68.20	16.98	Pass	Vertical
5	13691.8128	39.52	8.45	-41.21	45.49	52.25	68.20	15.95	Pass	Vertical
6	17556.8371	42.65	12.49	-43.66	44.72	56.20	68.20	12.00	Pass	Vertical

Mode:	802.11 ac(VHT40Mbps) Transmitting	Channel:	5190
Remark:			

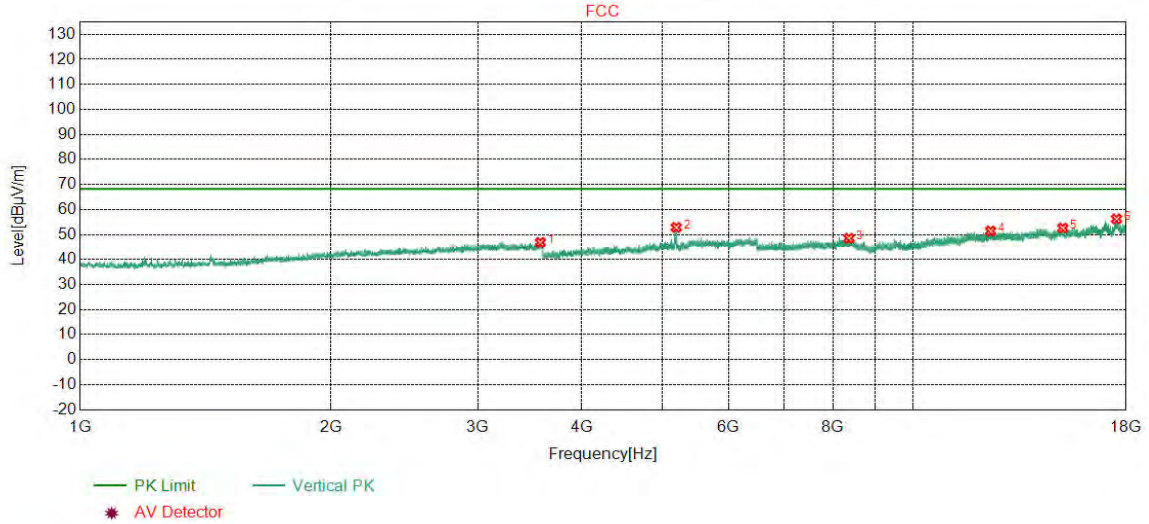
Test Graph



Suspected List										
NO	Freq. [MHz]	Ant Factor [dB]	Cable loss [dB]	Pream gain [dB]	Reading [dBµV]	Level [dBµV/m]	Limit [dBµV/m]	Margin [dB]	Result	Polarity
1	3580.3080	33.46	5.86	-41.65	49.50	47.17	68.20	21.03	Pass	Horizontal
2	5193.0693	34.69	7.46	-40.55	52.40	54.00	68.20	14.20	Pass	Horizontal
3	8327.8552	36.53	6.54	-40.71	46.60	48.96	68.20	19.24	Pass	Horizontal
4	12456.6304	39.57	7.92	-41.11	45.05	51.43	68.20	16.77	Pass	Horizontal
5	14379.5586	40.08	9.10	-42.02	45.54	52.70	68.20	15.50	Pass	Horizontal
6	17500.8667	42.70	12.23	-43.72	44.63	55.84	68.20	12.36	Pass	Horizontal

Mode:	802.11 ac(VHT40Mbps) Transmitting	Channel:	5190
Remark:			

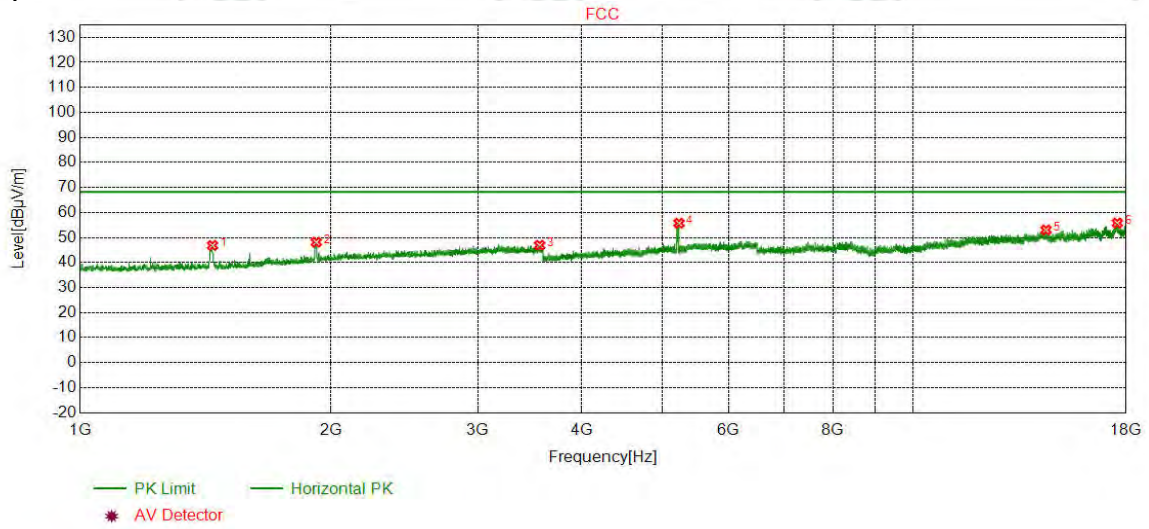
Test Graph



Suspected List										
NO	Freq. [MHz]	Ant Factor [dB]	Cable loss [dB]	Pream gain [dB]	Reading [dBµV]	Level [dBµV/m]	Limit [dBµV/m]	Magin [dB]	Result	Polarity
1	3567.1067	33.45	5.82	-41.68	49.22	46.81	68.20	21.39	Pass	Vertical
2	5192.5193	34.69	7.47	-40.55	51.23	52.84	68.20	15.36	Pass	Vertical
3	8366.9578	36.55	6.62	-40.68	46.00	48.49	68.20	19.71	Pass	Vertical
4	12375.3584	39.53	7.88	-41.13	45.10	51.38	68.20	16.82	Pass	Vertical
5	15107.1738	40.51	10.04	-42.46	44.52	52.61	68.20	15.59	Pass	Vertical
6	17524.6350	42.68	12.37	-43.69	44.85	56.21	68.20	11.99	Pass	Vertical

Mode:	802.11 ac(VHT40Mbps) Transmitting	Channel:	5230
Remark:			

Test Graph

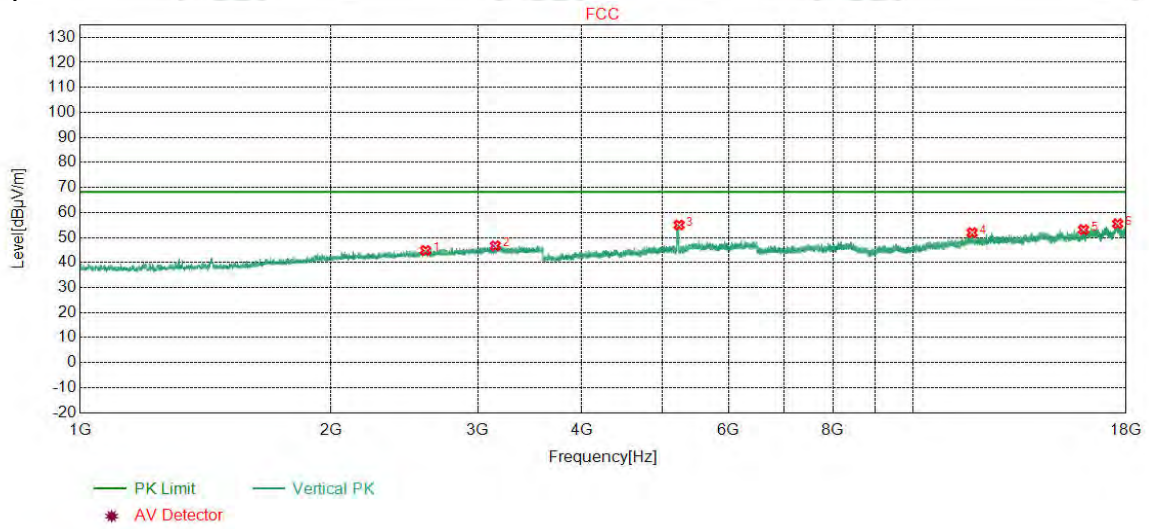


Suspected List

NO	Freq. [MHz]	Ant Factor [dB]	Cable loss [dB]	Pream gain [dB]	Reading [dBµV]	Level [dBµV/m]	Limit [dBµV/m]	Margin [dB]	Result	Polarity
1	1441.6942	28.34	3.41	-42.67	57.75	46.83	68.20	21.37	Pass	Horizontal
2	1920.2420	31.17	4.17	-42.65	55.44	48.13	68.20	20.07	Pass	Horizontal
3	3559.9560	33.45	5.80	-41.70	49.34	46.89	68.20	21.31	Pass	Horizontal
4	5232.6733	34.73	7.45	-40.57	54.10	55.71	68.20	12.49	Pass	Horizontal
5	14424.7950	40.12	9.38	-42.10	45.64	53.04	68.20	15.16	Pass	Horizontal
6	17564.5043	42.65	12.44	-43.66	44.35	55.78	68.20	12.42	Pass	Horizontal

Mode:	802.11 ac(VHT40Mbps) Transmitting	Channel:	5230
Remark:			

Test Graph

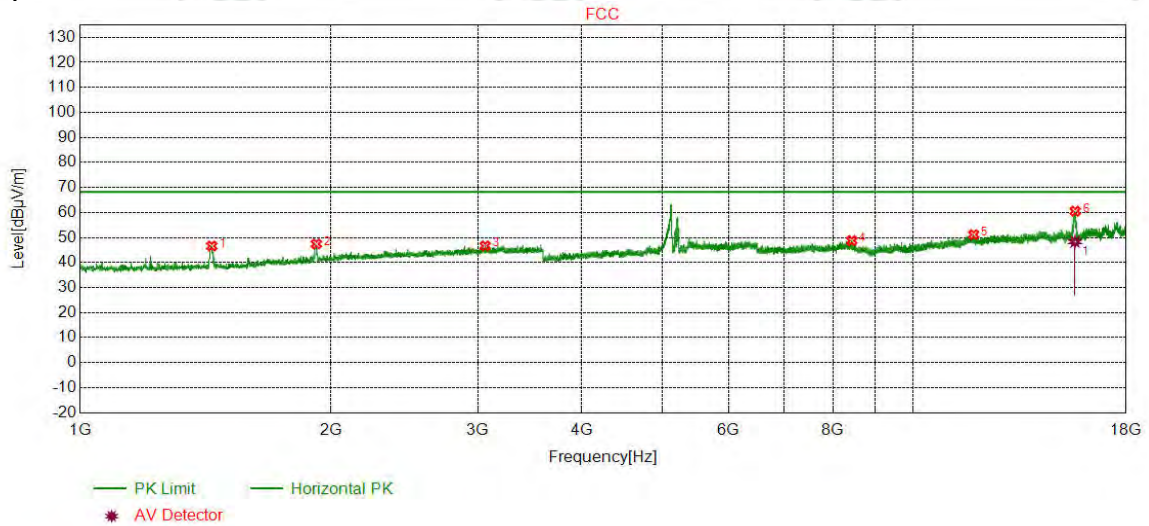


Suspected List

NO	Freq. [MHz]	Ant Factor [dB]	Cable loss [dB]	Pream gain [dB]	Reading [dBµV]	Level [dBµV/m]	Limit [dBµV/m]	Magin [dB]	Result	Polarity
1	2597.3597	32.56	4.77	-42.34	49.83	44.82	68.20	23.38	Pass	Vertical
2	3149.0649	33.26	5.47	-42.03	49.98	46.68	68.20	21.52	Pass	Vertical
3	5233.2233	34.73	7.45	-40.57	53.40	55.01	68.20	13.19	Pass	Vertical
4	11760.4507	39.11	7.45	-41.29	46.68	51.95	68.20	16.25	Pass	Vertical
5	15995.7997	41.89	10.75	-43.37	43.85	53.12	68.20	15.08	Pass	Vertical
6	17580.6054	42.64	12.35	-43.65	44.17	55.51	68.20	12.69	Pass	Vertical

Mode:	802.11 ac(VHT80Mbps) Transmitting	Channel:	5210
Remark:			

Test Graph



Suspected List

NO	Freq. [MHz]	Ant Factor [dB]	Cable loss [dB]	Pream gain [dB]	Reading [dBµV]	Level [dBµV/m]	Limit [dBµV/m]	Magin [dB]	Result	Polarity
1	1438.9439	28.34	3.41	-42.68	57.54	46.61	68.20	21.59	Pass	Horizontal
2	1920.7921	31.18	4.17	-42.66	54.73	47.42	68.20	20.78	Pass	Horizontal
3	3062.1562	33.22	5.49	-42.08	50.03	46.66	68.20	21.54	Pass	Horizontal
4	8434.4290	36.57	6.70	-40.61	46.10	48.76	68.20	19.44	Pass	Horizontal
5	11808.7539	39.15	7.66	-41.28	45.64	51.17	68.20	17.03	Pass	Horizontal
6	15633.1422	41.17	10.48	-43.10	51.99	60.54	68.20	7.66	Pass	Horizontal

Final Data List

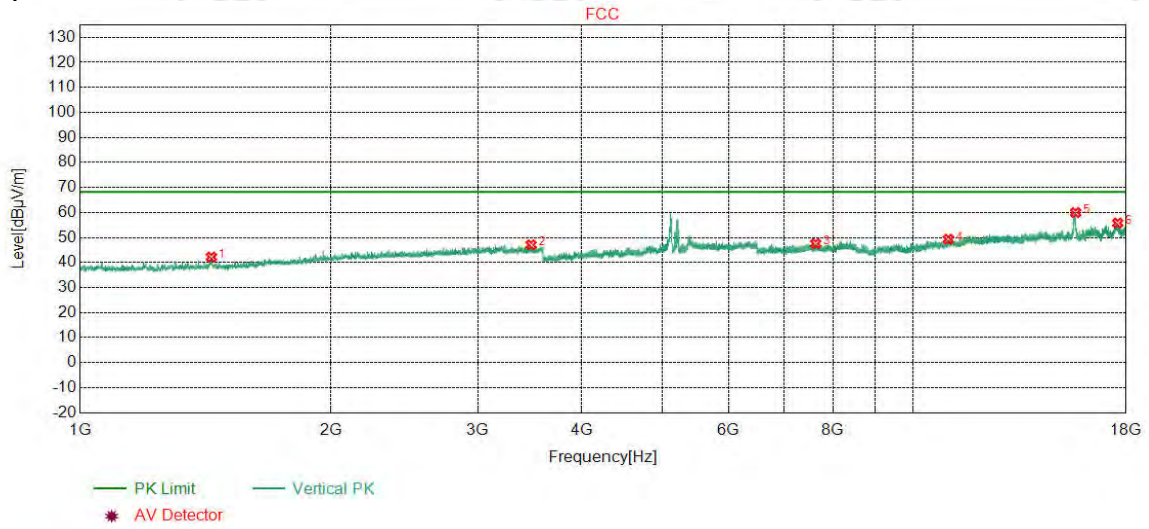
NO	Freq. [MHz]	Ant Factor [dB]	Cable loss [dB]	Pream gain [dB]	Result	Polarity
1	15626.2636	41.15	10.34	-43.09	Pass	Horizontal

Final Data List

NO	Freq. [MHz]	Ant Factor [dB]	Cable Loss [dB]	AV Reading [dBµV]	AV Value [dBµV/m]	AV Limit [dBµV/m]	AV Margin [dB]	Result	Polarity
1	15626.2636	41.15	10.34	39.92	48.32	0.00	-48.32	Pass	Horizontal

Mode:	802.11 ac(VHT80Mbps) Transmitting	Channel:	5210
Remark:			

Test Graph



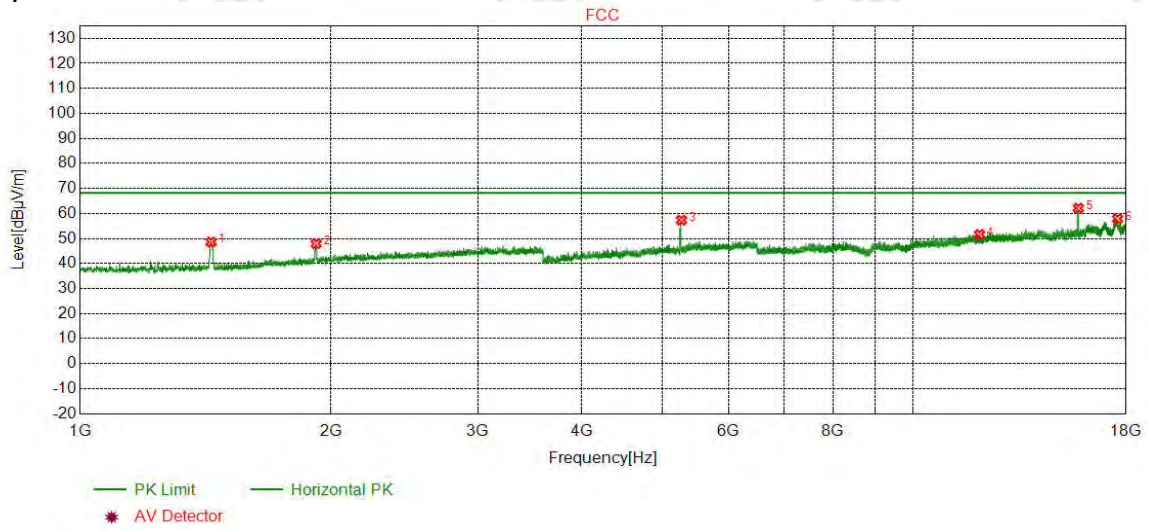
Suspected List

NO	Freq. [MHz]	Ant Factor [dB]	Cable loss [dB]	Pream gain [dB]	Reading [dBµV]	Level [dBµV/m]	Limit [dBµV/m]	Magin [dB]	Result	Polarity
1	1437.2937	28.34	3.40	-42.67	53.12	42.19	68.20	26.01	Pass	Vertical
2	3476.3476	33.39	5.74	-41.83	49.78	47.08	68.20	21.12	Pass	Vertical
3	7632.4422	36.55	6.43	-40.84	45.42	47.56	68.20	20.64	Pass	Vertical
4	11012.9009	38.61	7.65	-41.12	44.17	49.31	68.20	18.89	Pass	Vertical
5	15652.3102	41.20	10.80	-43.10	51.07	59.97	68.20	8.23	Pass	Vertical
6	17580.6054	42.64	12.35	-43.65	44.45	55.79	68.20	12.41	Pass	Vertical

UNII-2a

Mode:	802.11 a(HT20Mbps) Transmitting	Channel:	5260
Remark:			

Test Graph

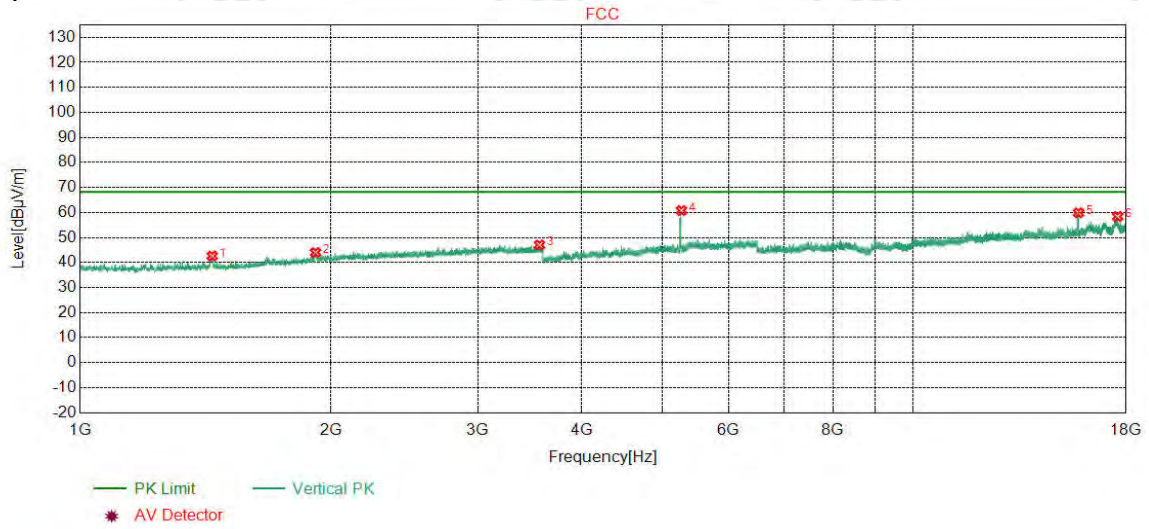


Suspected List

NO	Freq. [MHz]	Ant Factor [dB]	Cable loss [dB]	Pream gain [dB]	Reading [dBµV]	Level [dBµV/m]	Limit [dBµV/m]	Margin [dB]	Result	Polarity
1	1436.1936	28.34	3.40	-42.68	59.54	48.60	68.20	19.60	Pass	Horizontal
2	1919.6920	31.17	4.17	-42.65	55.25	47.94	68.20	20.26	Pass	Horizontal
3	5266.7767	34.77	7.55	-40.58	55.59	57.33	68.20	10.87	Pass	Horizontal
4	12001.9668	39.30	7.89	-41.21	45.63	51.61	68.20	16.59	Pass	Horizontal
5	15770.3847	41.44	10.26	-43.20	53.65	62.15	68.20	6.05	Pass	Horizontal
6	17571.4048	42.64	12.40	-43.65	46.47	57.86	68.20	10.34	Pass	Horizontal

Mode:	802.11 a(HT20Mbps) Transmitting	Channel:	5260
Remark:			

Test Graph

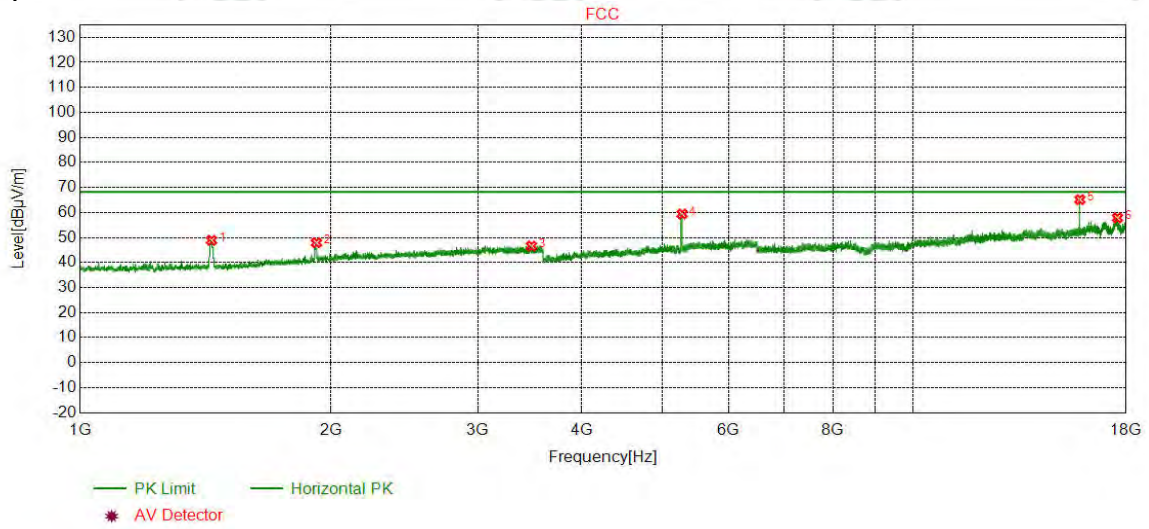


Suspected List

NO	Freq. [MHz]	Ant Factor [dB]	Cable loss [dB]	Pream gain [dB]	Reading [dBµV]	Level [dBµV/m]	Limit [dBµV/m]	Margin [dB]	Result	Polarity
1	1440.5941	28.34	3.41	-42.67	53.54	42.62	68.20	25.58	Pass	Vertical
2	1916.3916	31.15	4.17	-42.65	51.32	43.99	68.20	24.21	Pass	Vertical
3	3557.7558	33.45	5.79	-41.70	49.50	47.04	68.20	21.16	Pass	Vertical
4	5267.3267	34.77	7.55	-40.57	59.02	60.77	68.20	7.43	Pass	Vertical
5	15780.3520	41.46	10.17	-43.21	51.44	59.86	68.20	8.34	Pass	Vertical
6	17579.0719	42.64	12.36	-43.65	47.03	58.38	68.20	9.82	Pass	Vertical

Mode:	802.11 a(HT20Mbps) Transmitting	Channel:	5280
Remark:			

Test Graph

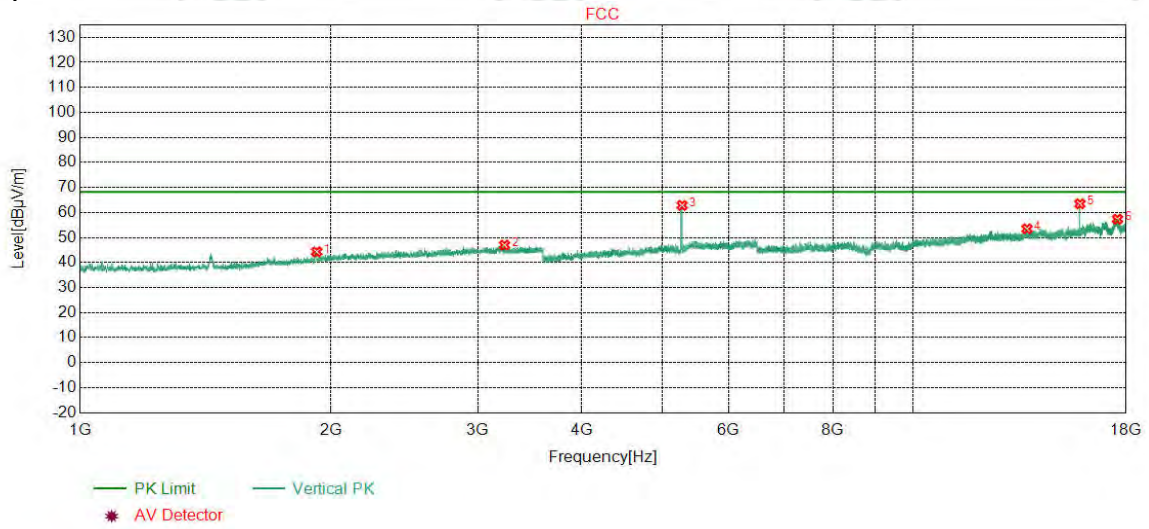


Suspected List

NO	Freq. [MHz]	Ant Factor [dB]	Cable loss [dB]	Pream gain [dB]	Reading [dBµV]	Level [dBµV/m]	Limit [dBµV/m]	Magin [dB]	Result	Polarity
1	1437.8438	28.34	3.41	-42.68	59.81	48.88	68.20	19.32	Pass	Horizontal
2	1921.3421	31.18	4.17	-42.65	55.20	47.90	68.20	20.30	Pass	Horizontal
3	3480.1980	33.39	5.74	-41.83	49.27	46.57	68.20	21.63	Pass	Horizontal
4	5277.2277	34.78	7.61	-40.58	57.60	59.41	68.20	8.79	Pass	Horizontal
5	15840.9227	41.58	10.33	-43.25	56.48	65.14	68.20	3.06	Pass	Horizontal
6	17569.1046	42.64	12.42	-43.65	46.43	57.84	68.20	10.36	Pass	Horizontal

Mode:	802.11 a(HT20Mbps) Transmitting	Channel:	5280
Remark:			

Test Graph

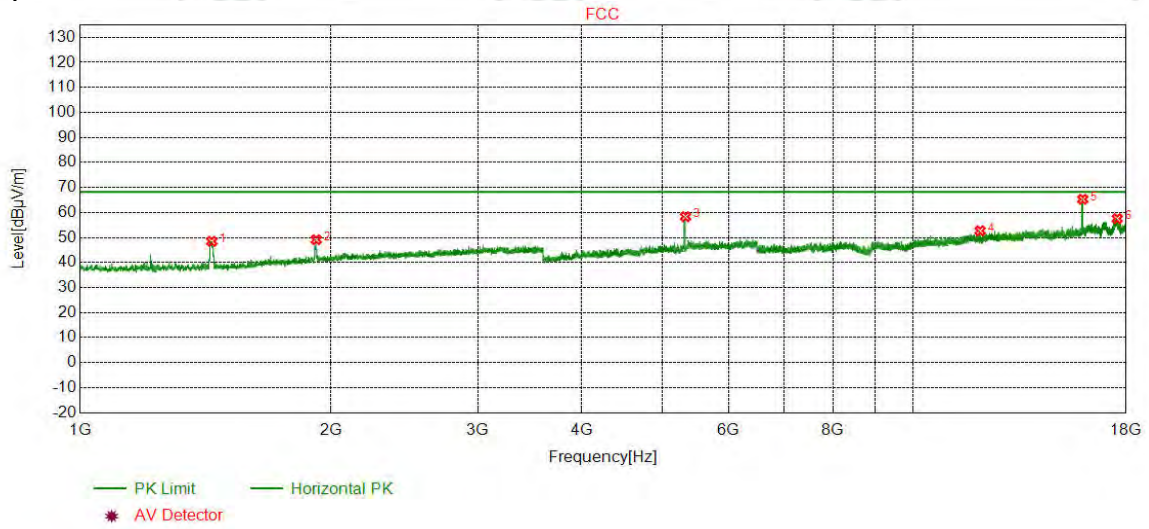


Suspected List

NO	Freq. [MHz]	Ant Factor [dB]	Cable loss [dB]	Pream gain [dB]	Reading [dBµV]	Level [dBµV/m]	Limit [dBµV/m]	Margin [dB]	Result	Polarity
1	1922.4422	31.19	4.16	-42.65	51.59	44.29	68.20	23.91	Pass	Vertical
2	3230.4730	33.29	5.61	-41.98	50.02	46.94	68.20	21.26	Pass	Vertical
3	5277.7778	34.78	7.62	-40.58	61.03	62.85	68.20	5.35	Pass	Vertical
4	13684.9123	39.51	8.46	-41.20	46.70	53.47	68.20	14.73	Pass	Vertical
5	15841.6894	41.58	10.33	-43.24	54.79	63.46	68.20	4.74	Pass	Vertical
6	17571.4048	42.64	12.40	-43.65	45.95	57.34	68.20	10.86	Pass	Vertical

Mode:	802.11 a(HT20Mbps) Transmitting	Channel:	5320
Remark:			

Test Graph

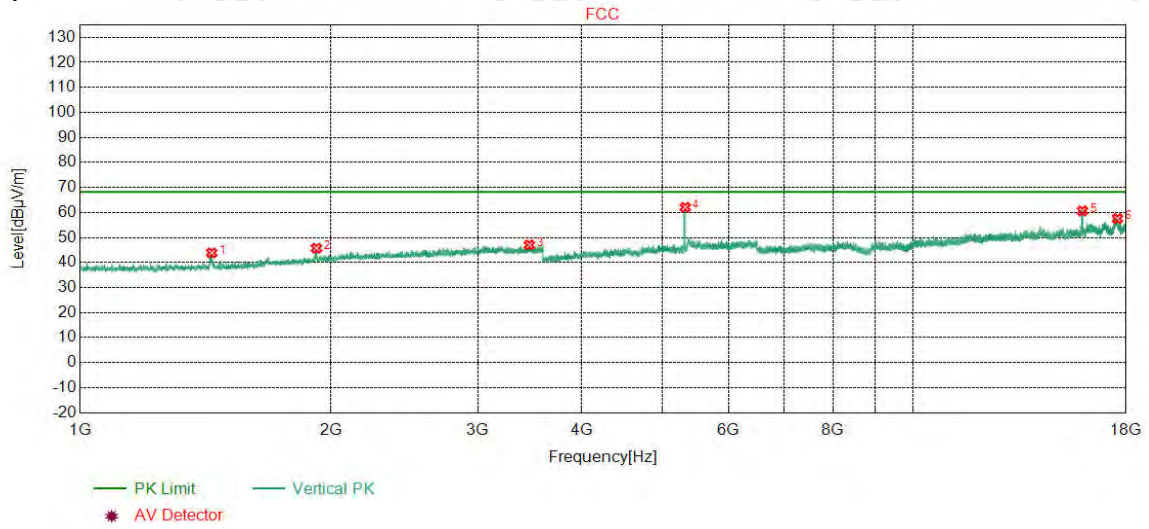


Suspected List

NO	Freq. [MHz]	Ant Factor [dB]	Cable loss [dB]	Pream gain [dB]	Reading [dBµV]	Level [dBµV/m]	Limit [dBµV/m]	Magin [dB]	Result	Polarity
1	1438.9439	28.34	3.41	-42.68	59.40	48.47	68.20	19.73	Pass	Horizontal
2	1920.2420	31.17	4.17	-42.65	56.42	49.11	68.20	19.09	Pass	Horizontal
3	5327.2827	34.83	7.78	-40.59	56.30	58.32	68.20	9.88	Pass	Horizontal
4	12021.9015	39.31	8.00	-41.20	46.59	52.70	68.20	15.50	Pass	Horizontal
5	15964.3643	41.83	10.43	-43.35	56.38	65.29	68.20	2.91	Pass	Horizontal
6	17559.9040	42.65	12.47	-43.66	46.08	57.54	68.20	10.66	Pass	Horizontal

Mode:	802.11 a(HT20Mbps) Transmitting	Channel:	5320
Remark:			

Test Graph

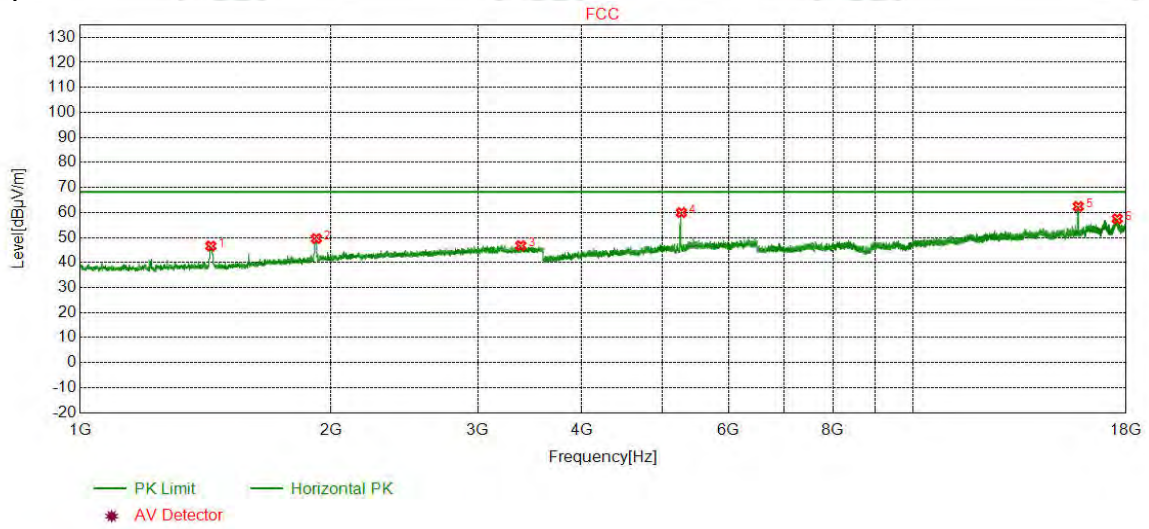


Suspected List

NO	Freq. [MHz]	Ant Factor [dB]	Cable loss [dB]	Pream gain [dB]	Reading [dBµV]	Level [dBµV/m]	Limit [dBµV/m]	Magin [dB]	Result	Polarity
1	1438.3938	28.34	3.41	-42.68	54.78	43.85	68.20	24.35	Pass	Vertical
2	1921.3421	31.18	4.17	-42.65	53.01	45.71	68.20	22.49	Pass	Vertical
3	3460.3960	33.38	5.74	-41.84	49.74	47.02	68.20	21.18	Pass	Vertical
4	5322.8823	34.82	7.78	-40.59	60.05	62.06	68.20	6.14	Pass	Vertical
5	15949.0299	41.80	10.31	-43.33	51.86	60.64	68.20	7.56	Pass	Vertical
6	17571.4048	42.64	12.40	-43.65	46.17	57.56	68.20	10.64	Pass	Vertical

Mode:	802.11 n(HT20Mbps) Transmitting	Channel:	5260
Remark:			

Test Graph

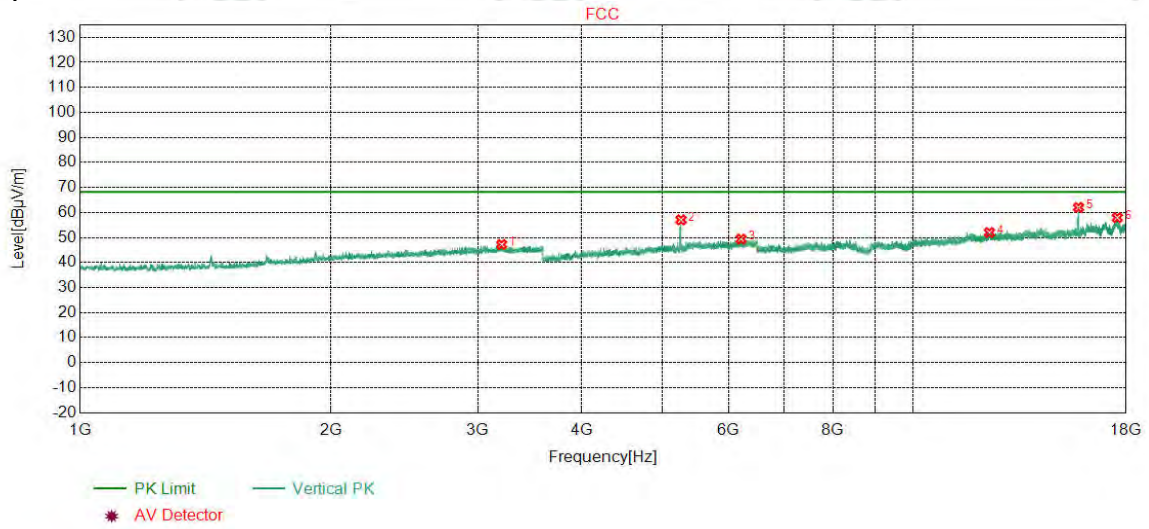


Suspected List

NO	Freq. [MHz]	Ant Factor [dB]	Cable loss [dB]	Pream gain [dB]	Reading [dBµV]	Level [dBµV/m]	Limit [dBµV/m]	Margin [dB]	Result	Polarity
1	1435.0935	28.34	3.40	-42.68	57.53	46.59	68.20	21.61	Pass	Horizontal
2	1920.7921	31.18	4.17	-42.66	56.89	49.58	68.20	18.62	Pass	Horizontal
3	3378.9879	33.35	5.69	-41.89	49.60	46.75	68.20	21.45	Pass	Horizontal
4	5266.7767	34.77	7.55	-40.58	58.23	59.97	68.20	8.23	Pass	Horizontal
5	15768.0845	41.44	10.28	-43.20	53.89	62.41	68.20	5.79	Pass	Horizontal
6	17559.1373	42.65	12.48	-43.66	46.01	57.48	68.20	10.72	Pass	Horizontal

Mode:	802.11 n(HT20Mbps) Transmitting	Channel:	5260
Remark:			

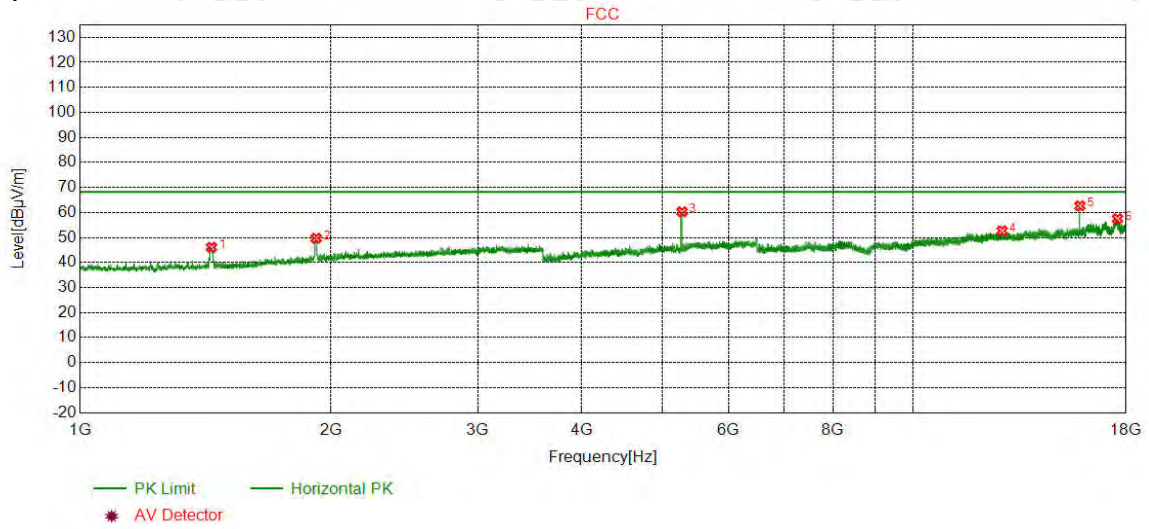
Test Graph



Suspected List										
NO	Freq. [MHz]	Ant Factor [dB]	Cable loss [dB]	Pream gain [dB]	Reading [dBµV]	Level [dBµV/m]	Limit [dBµV/m]	Magin [dB]	Result	Polarity
1	3204.6205	33.28	5.73	-42.00	50.19	47.20	68.20	21.00	Pass	Vertical
2	5261.8262	34.76	7.52	-40.57	55.34	57.05	68.20	11.15	Pass	Vertical
3	6211.2211	35.84	8.35	-41.13	46.32	49.38	68.20	18.82	Pass	Vertical
4	12335.4890	39.50	7.77	-41.13	45.87	52.01	68.20	16.19	Pass	Vertical
5	15778.0519	41.46	10.19	-43.21	53.58	62.02	68.20	6.18	Pass	Vertical
6	17560.6707	42.65	12.47	-43.66	46.45	57.91	68.20	10.29	Pass	Vertical

Mode:	802.11 n(HT20Mbps) Transmitting	Channel:	5280
Remark:			

Test Graph

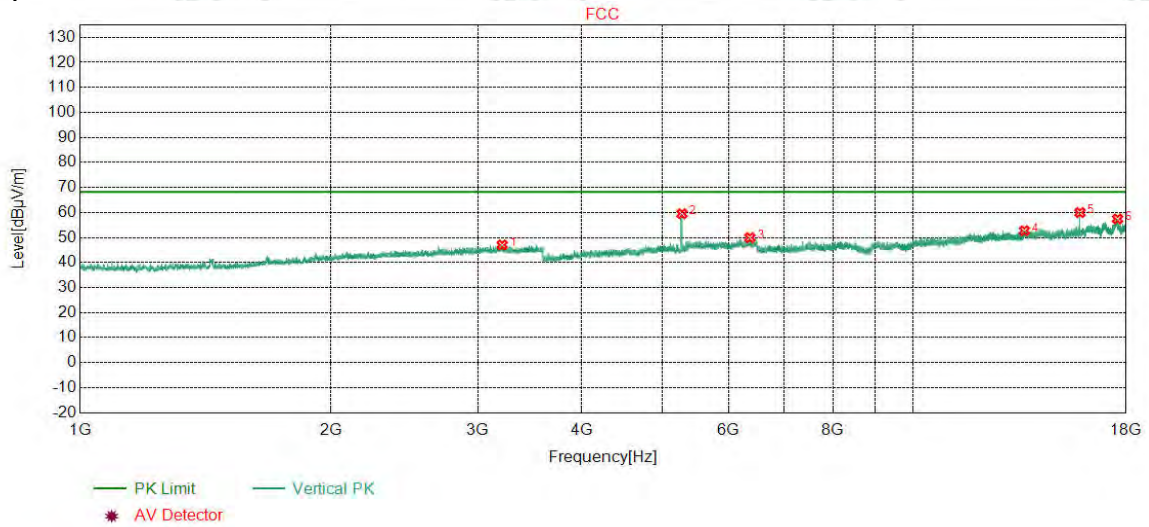


Suspected List

NO	Freq. [MHz]	Ant Factor [dB]	Cable loss [dB]	Pream gain [dB]	Reading [dBµV]	Level [dBµV/m]	Limit [dBµV/m]	Magin [dB]	Result	Polarity
1	1437.8438	28.34	3.41	-42.68	57.02	46.09	68.20	22.11	Pass	Horizontal
2	1919.6920	31.17	4.17	-42.65	57.03	49.72	68.20	18.48	Pass	Horizontal
3	5276.1276	34.78	7.61	-40.58	58.46	60.27	68.20	7.93	Pass	Horizontal
4	12775.5850	39.60	8.03	-41.45	46.49	52.67	68.20	15.53	Pass	Horizontal
5	15840.1560	41.58	10.32	-43.25	53.99	62.64	68.20	5.56	Pass	Horizontal
6	17571.4048	42.64	12.40	-43.65	46.12	57.51	68.20	10.69	Pass	Horizontal

Mode:	802.11 n(HT20Mbps) Transmitting	Channel:	5280
Remark:			

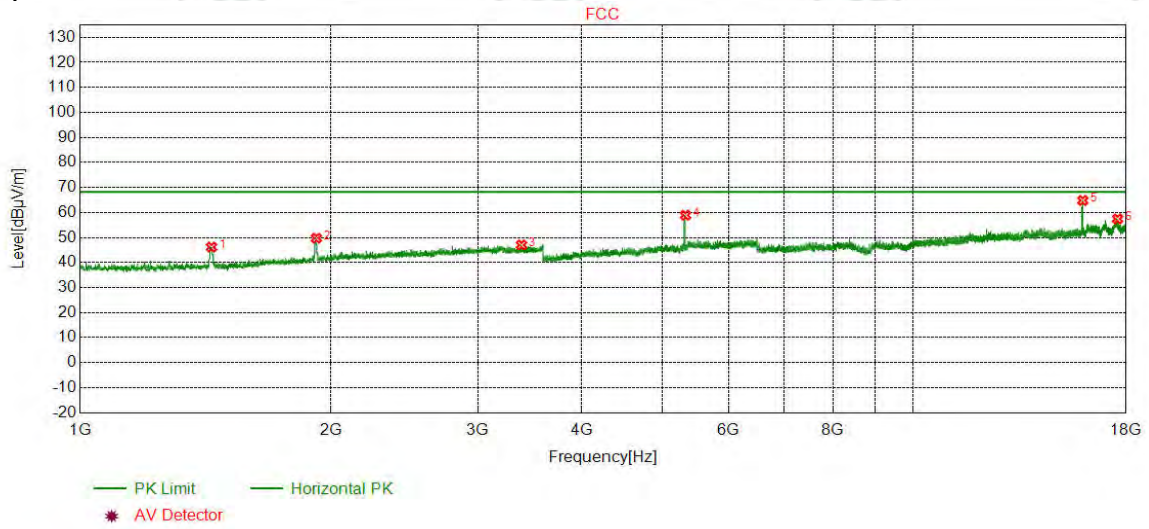
Test Graph



Suspected List										
NO	Freq. [MHz]	Ant Factor [dB]	Cable loss [dB]	Pream gain [dB]	Reading [dBµV]	Level [dBµV/m]	Limit [dBµV/m]	Magin [dB]	Result	Polarity
1	3209.5710	33.28	5.71	-41.99	50.03	47.03	68.20	21.17	Pass	Vertical
2	5276.1276	34.78	7.61	-40.58	57.68	59.49	68.20	8.71	Pass	Vertical
3	6363.0363	35.87	8.64	-41.16	46.58	49.93	68.20	18.27	Pass	Vertical
4	13582.9389	39.45	8.44	-41.18	46.01	52.72	68.20	15.48	Pass	Vertical
5	15841.6894	41.58	10.33	-43.24	51.30	59.97	68.20	8.23	Pass	Vertical
6	17574.4716	42.64	12.38	-43.64	46.04	57.42	68.20	10.78	Pass	Vertical

Mode:	802.11 n(HT20Mbps) Transmitting	Channel:	5320
Remark:			

Test Graph

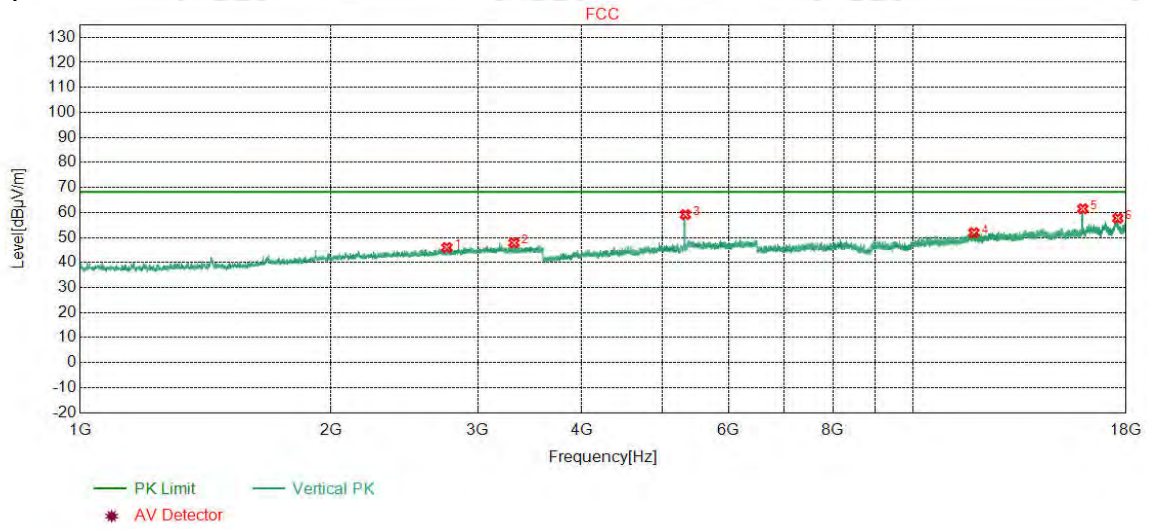


Suspected List

NO	Freq. [MHz]	Ant Factor [dB]	Cable loss [dB]	Pream gain [dB]	Reading [dBµV]	Level [dBµV/m]	Limit [dBµV/m]	Magin [dB]	Result	Polarity
1	1437.8438	28.34	3.41	-42.68	57.09	46.16	68.20	22.04	Pass	Horizontal
2	1920.7921	31.18	4.17	-42.66	57.05	49.74	68.20	18.46	Pass	Horizontal
3	3385.5886	33.35	5.72	-41.89	49.83	47.01	68.20	21.19	Pass	Horizontal
4	5327.2827	34.83	7.78	-40.59	56.88	58.90	68.20	9.30	Pass	Horizontal
5	15967.4312	41.83	10.46	-43.34	55.86	64.81	68.20	3.39	Pass	Horizontal
6	17577.5385	42.64	12.36	-43.64	46.08	57.44	68.20	10.76	Pass	Horizontal

Mode:	802.11 n(HT20Mbps) Transmitting	Channel:	5320
Remark:			

Test Graph

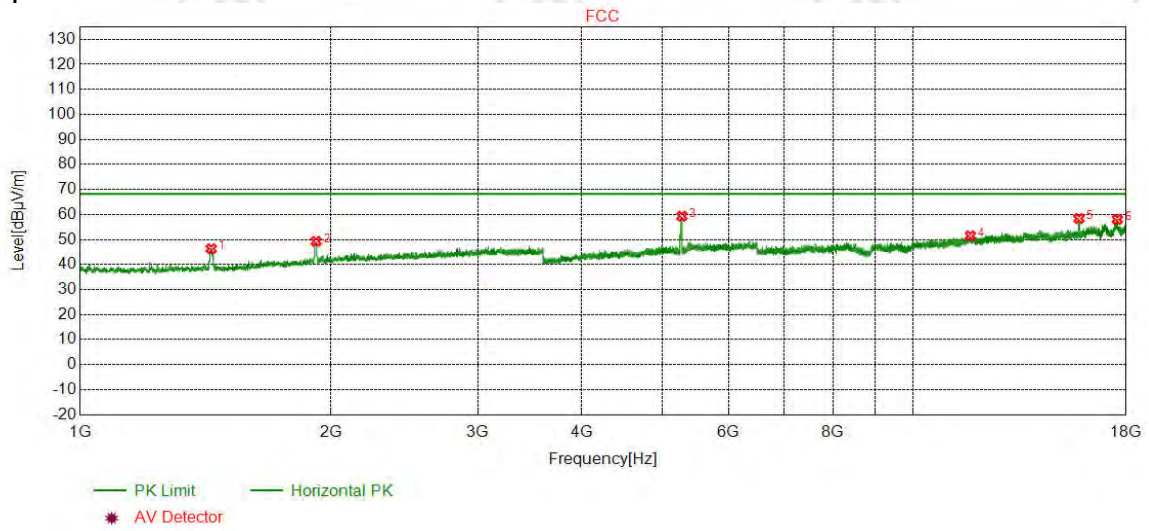


Suspected List

NO	Freq. [MHz]	Ant Factor [dB]	Cable loss [dB]	Pream gain [dB]	Reading [dBµV]	Level [dBµV/m]	Limit [dBµV/m]	Magin [dB]	Result	Polarity
1	2755.2255	32.81	4.94	-42.25	50.50	46.00	68.20	22.20	Pass	Vertical
2	3316.8317	33.33	5.53	-41.93	50.92	47.85	68.20	20.35	Pass	Vertical
3	5325.0825	34.83	7.78	-40.60	57.16	59.17	68.20	9.03	Pass	Vertical
4	11815.6544	39.15	7.67	-41.27	46.37	51.92	68.20	16.28	Pass	Vertical
5	15965.1310	41.83	10.43	-43.34	52.54	61.46	68.20	6.74	Pass	Vertical
6	17585.2057	42.63	12.32	-43.64	46.37	57.68	68.20	10.52	Pass	Vertical

Mode:	802.11 n(HT40Mbps) Transmitting	Channel:	5270
Remark:			

Test Graph

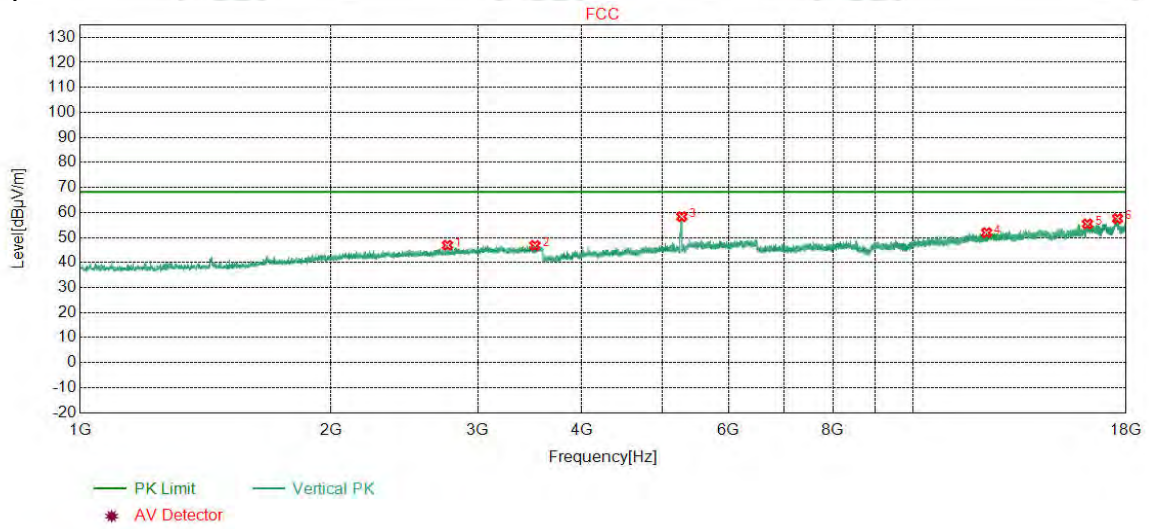


Suspected List

NO	Freq. [MHz]	Ant Factor [dB]	Cable loss [dB]	Pream gain [dB]	Reading [dBµV]	Level [dBµV/m]	Limit [dBµV/m]	Magin [dB]	Result	Polarity
1	1436.7437	28.34	3.40	-42.68	57.27	46.33	68.20	21.87	Pass	Horizontal
2	1919.6920	31.17	4.17	-42.65	56.57	49.26	68.20	18.94	Pass	Horizontal
3	5273.9274	34.77	7.59	-40.57	57.53	59.32	68.20	8.88	Pass	Horizontal
4	11702.9469	39.06	7.47	-41.31	46.25	51.47	68.20	16.73	Pass	Horizontal
5	15799.5200	41.50	9.99	-43.21	50.10	58.38	68.20	9.82	Pass	Horizontal
6	17562.2041	42.65	12.46	-43.66	46.58	58.03	68.20	10.17	Pass	Horizontal

Mode:	802.11 n(HT40Mbps) Transmitting	Channel:	5270
Remark:			

Test Graph

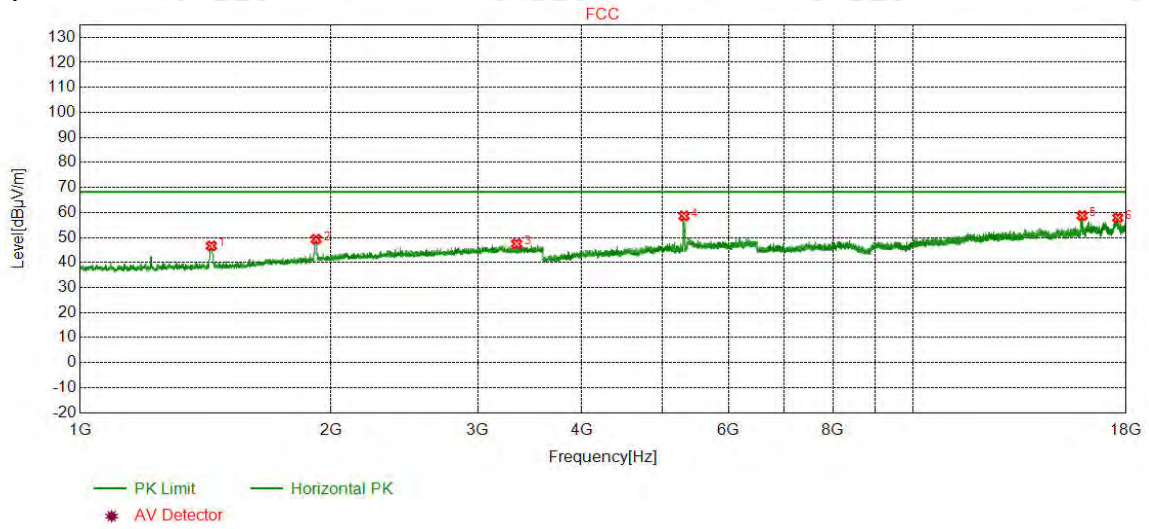


Suspected List

NO	Freq. [MHz]	Ant Factor [dB]	Cable loss [dB]	Pream gain [dB]	Reading [dBµV]	Level [dBµV/m]	Limit [dBµV/m]	Magin [dB]	Result	Polarity
1	2759.0759	32.81	4.95	-42.25	51.39	46.90	68.20	21.30	Pass	Vertical
2	3513.7514	33.41	5.75	-41.79	49.42	46.79	68.20	21.41	Pass	Vertical
3	5272.8273	34.77	7.59	-40.58	56.55	58.33	68.20	9.87	Pass	Vertical
4	12239.6493	39.44	7.79	-41.16	45.88	51.95	68.20	16.25	Pass	Vertical
5	16174.4450	42.04	11.12	-43.47	45.76	55.45	68.20	12.75	Pass	Vertical
6	17572.1715	42.64	12.40	-43.65	46.17	57.56	68.20	10.64	Pass	Vertical

Mode:	802.11 n(HT40Mbps) Transmitting	Channel:	5310
Remark:			

Test Graph

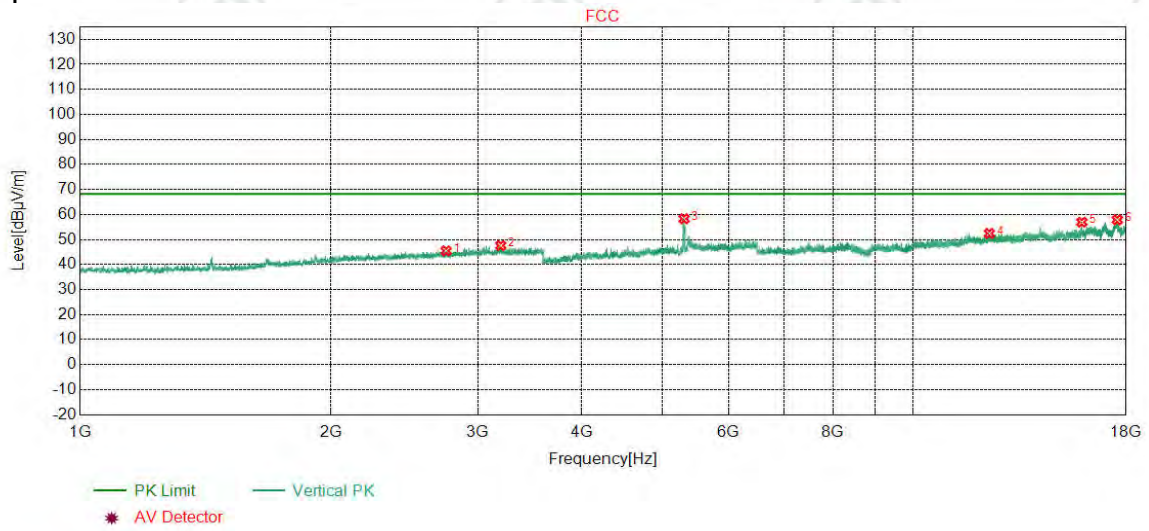


Suspected List

NO	Freq. [MHz]	Ant Factor [dB]	Cable loss [dB]	Pream gain [dB]	Reading [dBµV]	Level [dBµV/m]	Limit [dBµV/m]	Magin [dB]	Result	Polarity
1	1437.2937	28.34	3.40	-42.67	57.59	46.66	68.20	21.54	Pass	Horizontal
2	1919.6920	31.17	4.17	-42.65	56.60	49.29	68.20	18.91	Pass	Horizontal
3	3341.0341	33.34	5.57	-41.92	50.48	47.47	68.20	20.73	Pass	Horizontal
4	5305.2805	34.81	7.76	-40.59	56.64	58.62	68.20	9.58	Pass	Horizontal
5	15935.2290	41.77	10.71	-43.32	49.60	58.76	68.20	9.44	Pass	Horizontal
6	17583.6722	42.63	12.33	-43.64	46.54	57.86	68.20	10.34	Pass	Horizontal

Mode:	802.11 n(HT40Mbps) Transmitting	Channel:	5310
Remark:			

Test Graph

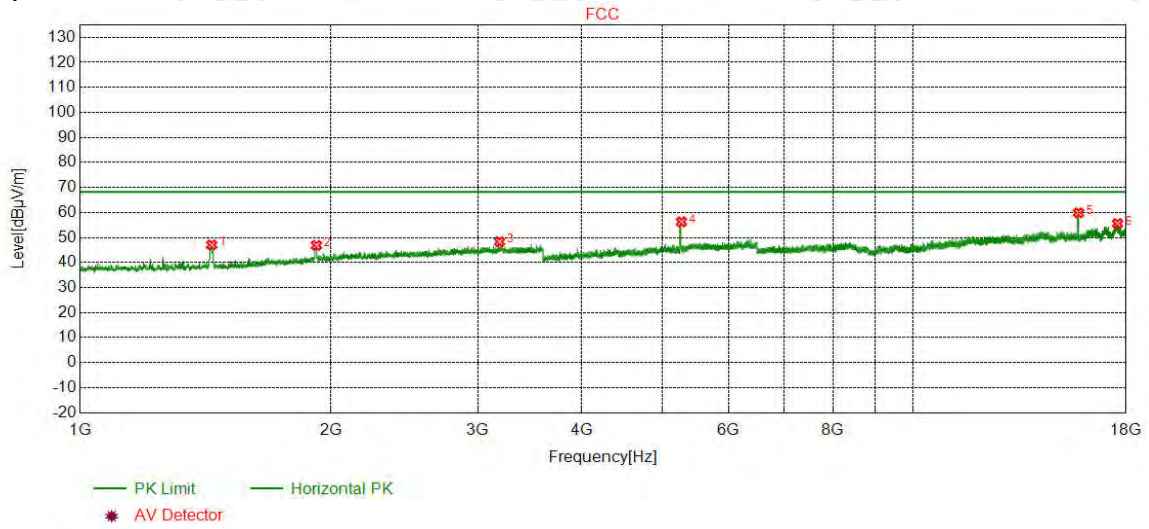


Suspected List

NO	Freq. [MHz]	Ant Factor [dB]	Cable loss [dB]	Pream gain [dB]	Reading [dBµV]	Level [dBµV/m]	Limit [dBµV/m]	Magin [dB]	Result	Polarity
1	2748.6249	32.80	4.93	-42.26	50.00	45.47	68.20	22.73	Pass	Vertical
2	3196.9197	33.28	5.73	-42.00	50.56	47.57	68.20	20.63	Pass	Vertical
3	5305.8306	34.81	7.76	-40.59	56.32	58.30	68.20	9.90	Pass	Vertical
4	12333.1889	39.50	7.77	-41.14	46.31	52.44	68.20	15.76	Pass	Vertical
5	15925.2617	41.75	11.00	-43.31	47.46	56.90	68.20	11.30	Pass	Vertical
6	17564.5043	42.65	12.44	-43.66	46.43	57.86	68.20	10.34	Pass	Vertical

Mode:	802.11 ac(VHT20Mbps) Transmitting	Channel:	5260
Remark:			

Test Graph

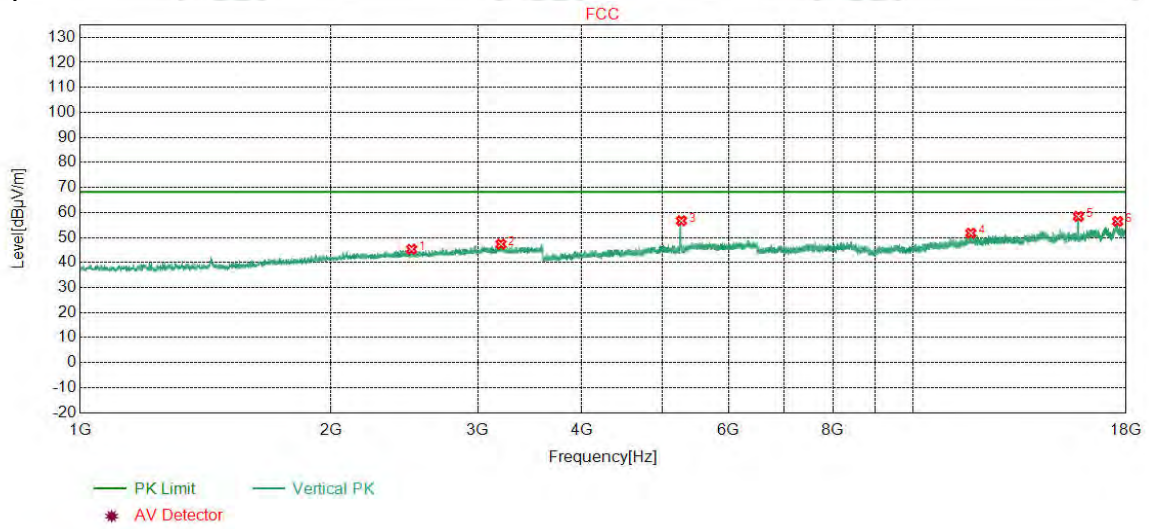


Suspected List

NO	Freq. [MHz]	Ant Factor [dB]	Cable loss [dB]	Pream gain [dB]	Reading [dBµV]	Level [dBµV/m]	Limit [dBµV/m]	Magin [dB]	Result	Polarity
1	1438.3938	28.34	3.41	-42.68	58.00	47.07	68.20	21.13	Pass	Horizontal
2	1921.3421	31.18	4.17	-42.65	54.15	46.85	68.20	21.35	Pass	Horizontal
3	3186.4686	33.27	5.67	-42.00	51.37	48.31	68.20	19.89	Pass	Horizontal
4	5266.7767	34.77	7.55	-40.58	54.52	56.26	68.20	11.94	Pass	Horizontal
5	15779.5853	41.46	10.17	-43.20	51.42	59.85	68.20	8.35	Pass	Horizontal
6	17571.4048	42.64	12.40	-43.65	44.19	55.58	68.20	12.62	Pass	Horizontal

Mode:	802.11 ac(VHT20Mbps) Transmitting	Channel:	5260
Remark:			

Test Graph

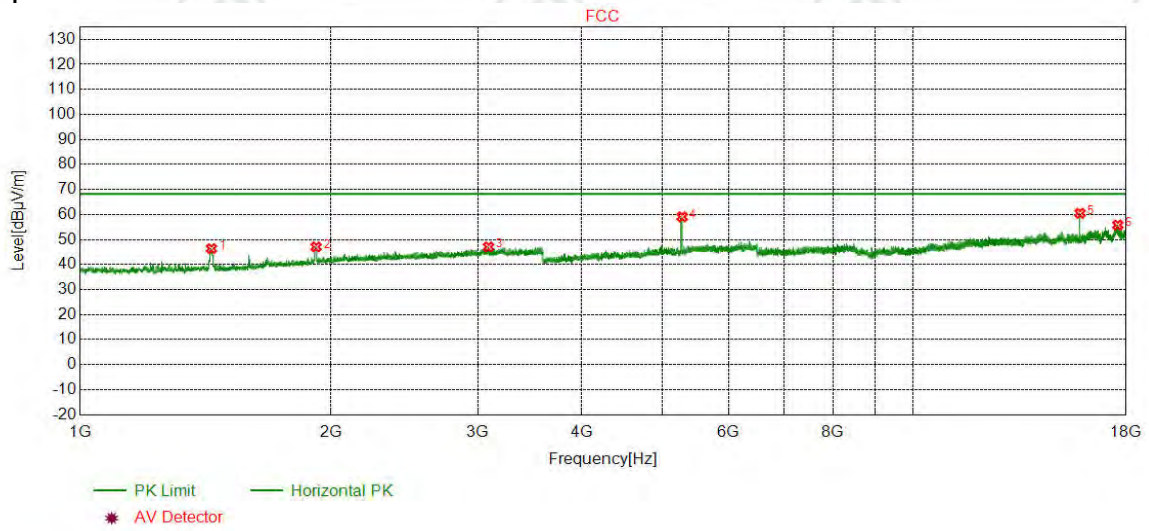


Suspected List

NO	Freq. [MHz]	Ant Factor [dB]	Cable loss [dB]	Pream gain [dB]	Reading [dBµV]	Level [dBµV/m]	Limit [dBµV/m]	Magin [dB]	Result	Polarity
1	2498.3498	32.40	4.74	-42.40	50.59	45.33	68.20	22.87	Pass	Vertical
2	3198.5699	33.28	5.74	-42.00	50.34	47.36	68.20	20.84	Pass	Vertical
3	5267.3267	34.77	7.55	-40.57	54.92	56.67	68.20	11.53	Pass	Vertical
4	11715.9811	39.07	7.45	-41.31	46.53	51.74	68.20	16.46	Pass	Vertical
5	15774.2183	41.45	10.22	-43.20	49.95	58.42	68.20	9.78	Pass	Vertical
6	17578.3052	42.64	12.36	-43.65	45.11	56.46	68.20	11.74	Pass	Vertical

Mode:	802.11 ac(VHT20Mbps) Transmitting	Channel:	5280
Remark:			

Test Graph

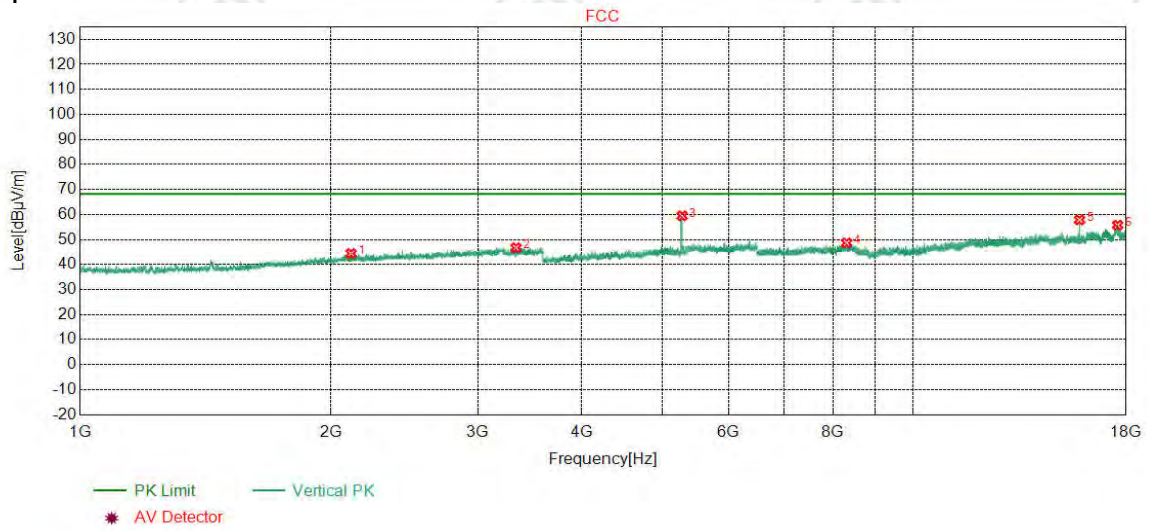


Suspected List

NO	Freq. [MHz]	Ant Factor [dB]	Cable loss [dB]	Pream gain [dB]	Reading [dBµV]	Level [dBµV/m]	Limit [dBµV/m]	Magin [dB]	Result	Polarity
1	1437.8438	28.34	3.41	-42.68	57.30	46.37	68.20	21.83	Pass	Horizontal
2	1919.6920	31.17	4.17	-42.65	54.34	47.03	68.20	21.17	Pass	Horizontal
3	3091.3091	33.24	5.52	-42.07	50.35	47.04	68.20	21.16	Pass	Horizontal
4	5277.7778	34.78	7.62	-40.58	57.25	59.07	68.20	9.13	Pass	Horizontal
5	15842.4562	41.58	10.34	-43.25	51.80	60.47	68.20	7.73	Pass	Horizontal
6	17590.5727	42.63	12.29	-43.64	44.50	55.78	68.20	12.42	Pass	Horizontal

Mode:	802.11 ac(VHT20Mbps) Transmitting	Channel:	5280
Remark:			

Test Graph

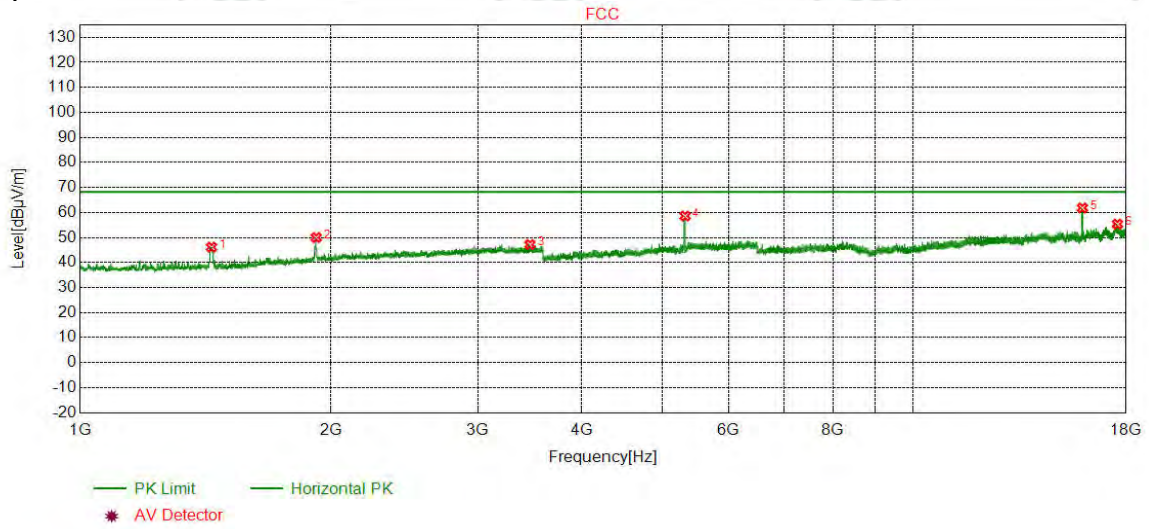


Suspected List

NO	Freq. [MHz]	Ant Factor [dB]	Cable loss [dB]	Pream gain [dB]	Reading [dBµV]	Level [dBµV/m]	Limit [dBµV/m]	Magin [dB]	Result	Polarity
1	2114.4114	31.86	4.50	-42.56	50.60	44.40	68.20	23.80	Pass	Vertical
2	3334.9835	33.33	5.56	-41.92	49.72	46.69	68.20	21.51	Pass	Vertical
3	5277.2277	34.78	7.61	-40.58	57.66	59.47	68.20	8.73	Pass	Vertical
4	8314.8210	36.53	6.52	-40.73	46.33	48.65	68.20	19.55	Pass	Vertical
5	15824.8217	41.55	10.19	-43.23	49.33	57.84	68.20	10.36	Pass	Vertical
6	17581.3721	42.63	12.34	-43.63	44.39	55.73	68.20	12.47	Pass	Vertical

Mode:	802.11 ac(VHT20Mbps) Transmitting	Channel:	5320
Remark:			

Test Graph

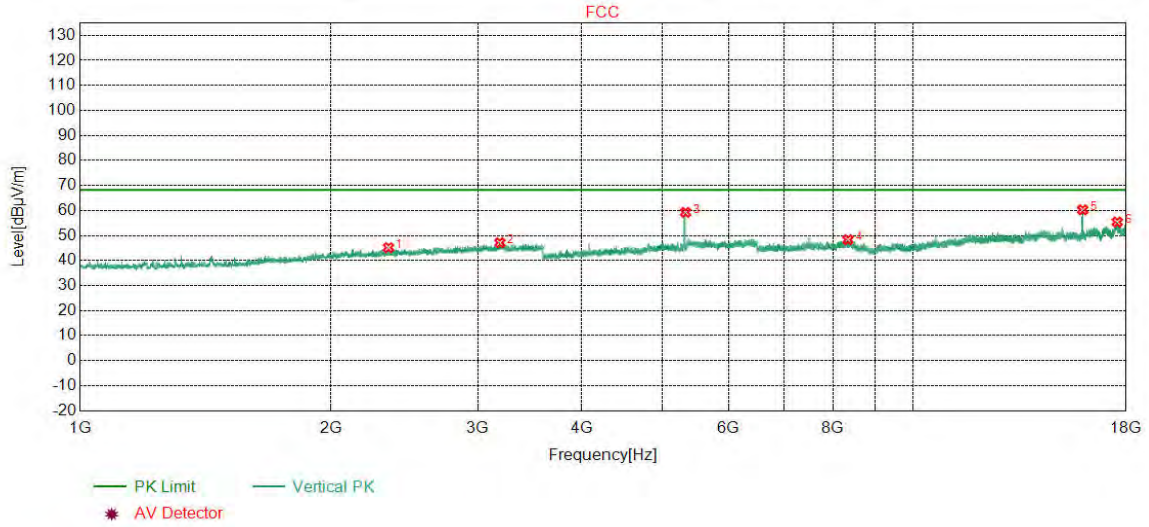


Suspected List

NO	Freq. [MHz]	Ant Factor [dB]	Cable loss [dB]	Pream gain [dB]	Reading [dBµV]	Level [dBµV/m]	Limit [dBµV/m]	Magin [dB]	Result	Polarity
1	1437.8438	28.34	3.41	-42.68	57.07	46.14	68.20	22.06	Pass	Horizontal
2	1920.2420	31.17	4.17	-42.65	57.28	49.97	68.20	18.23	Pass	Horizontal
3	3465.3465	33.39	5.74	-41.84	49.89	47.18	68.20	21.02	Pass	Horizontal
4	5321.7822	34.82	7.78	-40.59	56.58	58.59	68.20	9.61	Pass	Horizontal
5	15949.7967	41.80	10.29	-43.34	53.05	61.80	68.20	6.40	Pass	Horizontal
6	17571.4048	42.64	12.40	-43.65	43.97	55.36	68.20	12.84	Pass	Horizontal

Mode:	802.11 ac(VHT20Mbps) Transmitting	Channel:	5320
Remark:			

Test Graph

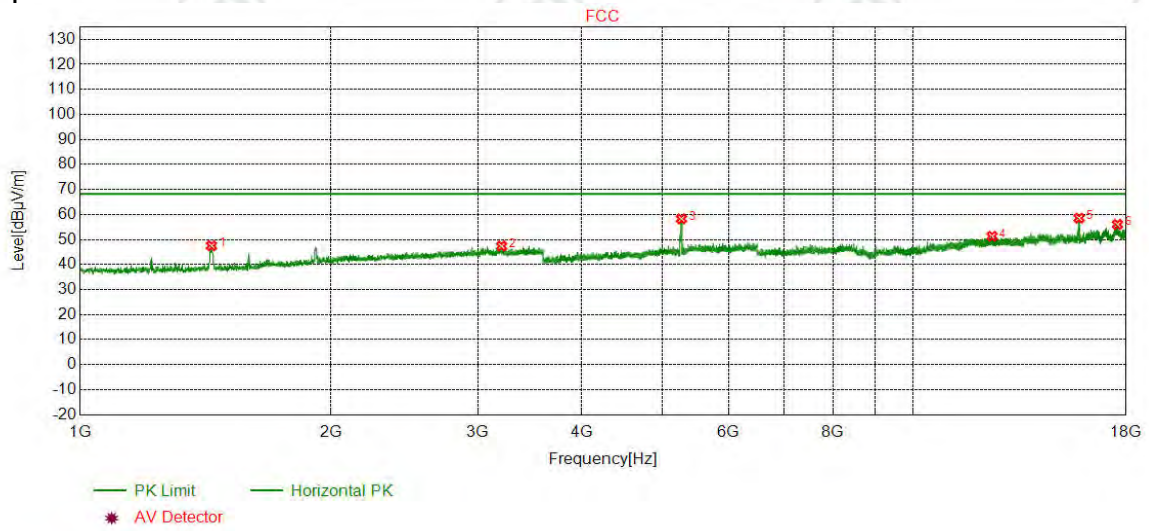


Suspected List

NO	Freq. [MHz]	Ant Factor [dB]	Cable loss [dB]	Pream gain [dB]	Reading [dBµV]	Level [dBµV/m]	Limit [dBµV/m]	Magin [dB]	Result	Polarity
1	2344.3344	32.18	4.66	-42.45	50.77	45.16	68.20	23.04	Pass	Vertical
2	3188.6689	33.28	5.69	-42.01	50.15	47.11	68.20	21.09	Pass	Vertical
3	5327.8328	34.83	7.78	-40.59	57.23	59.25	68.20	8.95	Pass	Vertical
4	8344.7230	36.54	6.57	-40.70	45.92	48.33	68.20	19.87	Pass	Vertical
5	15960.5307	41.82	10.39	-43.34	51.40	60.27	68.20	7.93	Pass	Vertical
6	17560.6707	42.65	12.47	-43.66	43.91	55.37	68.20	12.83	Pass	Vertical

Mode:	802.11 ac(VHT40Mbps) Transmitting	Channel:	5270
Remark:			

Test Graph

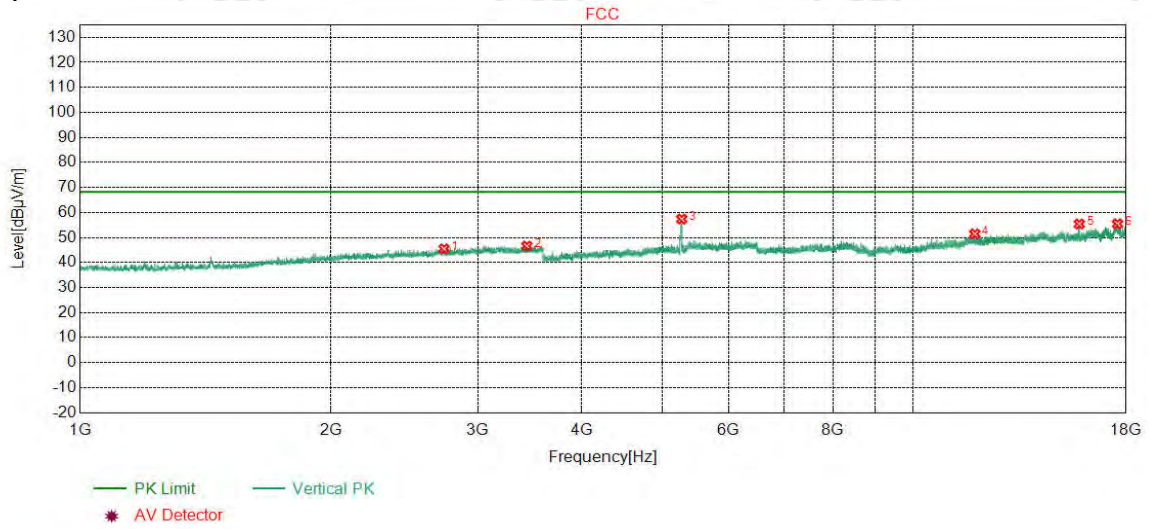


Suspected List

NO	Freq. [MHz]	Ant Factor [dB]	Cable loss [dB]	Pream gain [dB]	Reading [dBµV]	Level [dBµV/m]	Limit [dBµV/m]	Magin [dB]	Result	Polarity
1	1437.8438	28.34	3.41	-42.68	58.44	47.51	68.20	20.69	Pass	Horizontal
2	3204.6205	33.28	5.73	-42.00	50.38	47.39	68.20	20.81	Pass	Horizontal
3	5267.8768	34.77	7.56	-40.58	56.50	58.25	68.20	9.95	Pass	Horizontal
4	12427.4952	39.56	7.94	-41.12	44.91	51.29	68.20	16.91	Pass	Horizontal
5	15804.8870	41.51	10.03	-43.22	50.22	58.54	68.20	9.66	Pass	Horizontal
6	17572.1715	42.64	12.40	-43.65	44.62	56.01	68.20	12.19	Pass	Horizontal

Mode:	802.11 ac(VHT40Mbps) Transmitting	Channel:	5270
Remark:			

Test Graph

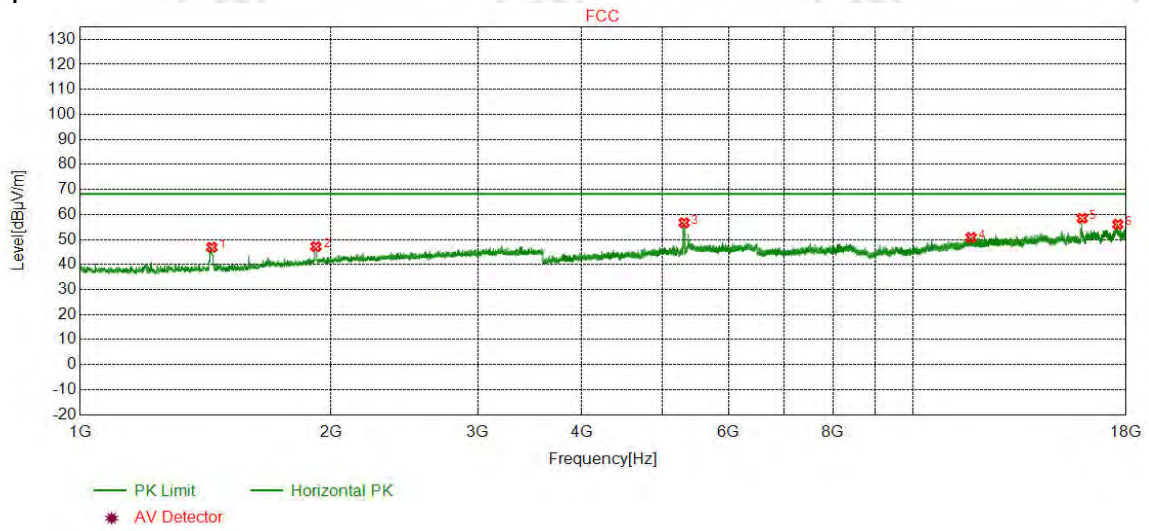


Suspected List

NO	Freq. [MHz]	Ant Factor [dB]	Cable loss [dB]	Pream gain [dB]	Reading [dBµV]	Level [dBµV/m]	Limit [dBµV/m]	Magin [dB]	Result	Polarity
1	2733.2233	32.77	4.92	-42.26	50.05	45.48	68.20	22.72	Pass	Vertical
2	3436.7437	33.37	5.75	-41.86	49.31	46.57	68.20	21.63	Pass	Vertical
3	5272.2772	34.77	7.58	-40.57	55.58	57.36	68.20	10.84	Pass	Vertical
4	11847.8565	39.18	7.71	-41.27	45.83	51.45	68.20	16.75	Pass	Vertical
5	15811.7875	41.52	10.09	-43.23	47.02	55.40	68.20	12.80	Pass	Vertical
6	17573.7049	42.64	12.39	-43.65	44.09	55.47	68.20	12.73	Pass	Vertical

Mode:	802.11 ac(VHT40Mbps) Transmitting	Channel:	5310
Remark:			

Test Graph

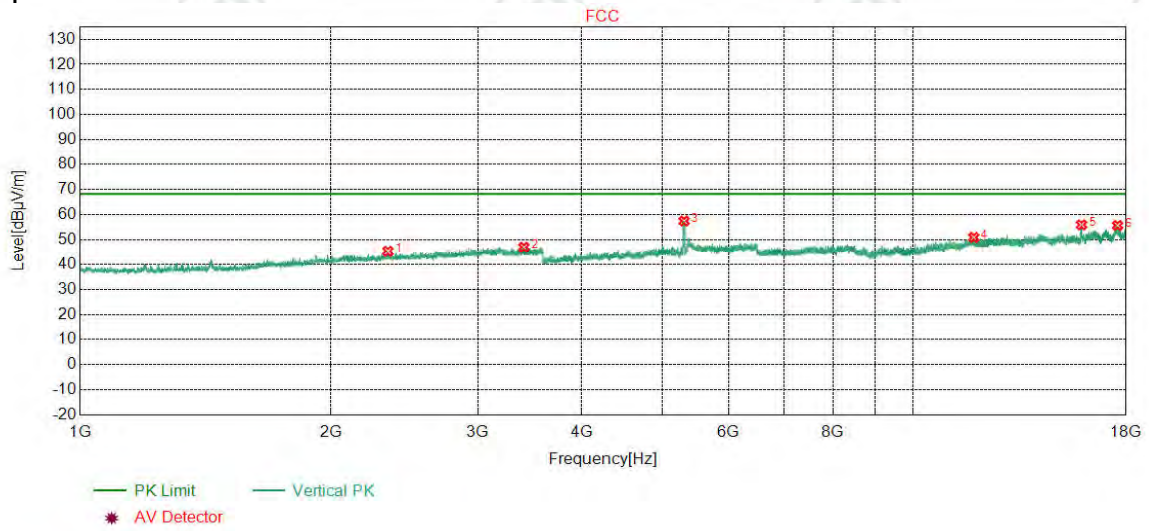


Suspected List

NO	Freq. [MHz]	Ant Factor [dB]	Cable loss [dB]	Pream gain [dB]	Reading [dBµV]	Level [dBµV/m]	Limit [dBµV/m]	Margin [dB]	Result	Polarity
1	1438.9439	28.34	3.41	-42.68	57.80	46.87	68.20	21.33	Pass	Horizontal
2	1918.5919	31.16	4.17	-42.65	54.48	47.16	68.20	21.04	Pass	Horizontal
3	5306.9307	34.81	7.76	-40.59	54.70	56.68	68.20	11.52	Pass	Horizontal
4	11724.4150	39.08	7.44	-41.31	45.59	50.80	68.20	17.40	Pass	Horizontal
5	15940.5960	41.78	10.55	-43.32	49.48	58.49	68.20	9.71	Pass	Horizontal
6	17585.2057	42.63	12.32	-43.64	44.74	56.05	68.20	12.15	Pass	Horizontal

Mode:	802.11 ac(VHT40Mbps) Transmitting	Channel:	5310
Remark:			

Test Graph

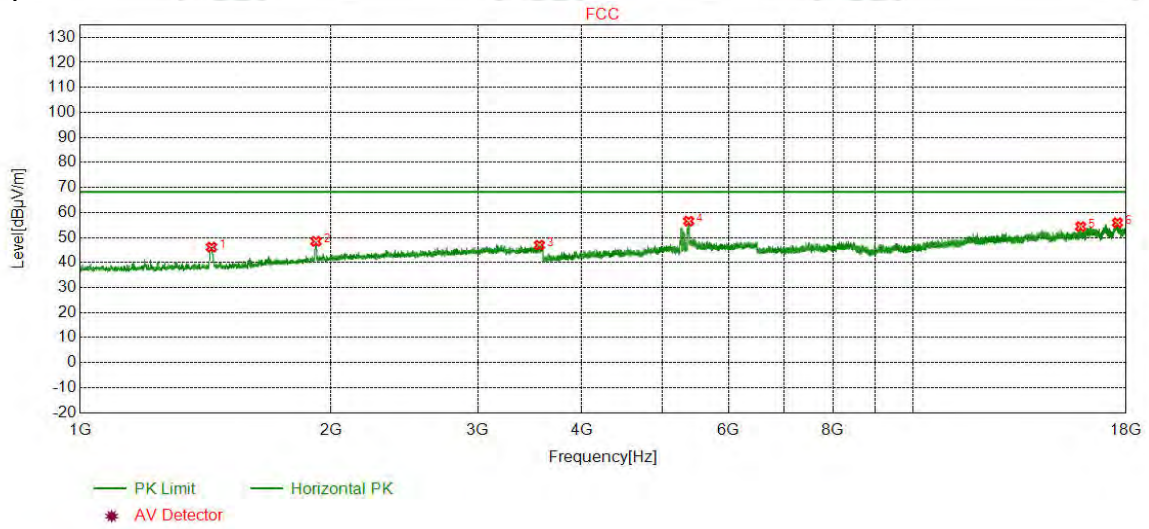


Suspected List

NO	Freq. [MHz]	Ant Factor [dB]	Cable loss [dB]	Pream gain [dB]	Reading [dBµV]	Level [dBµV/m]	Limit [dBµV/m]	Magin [dB]	Result	Polarity
1	2341.0341	32.18	4.66	-42.46	50.92	45.30	68.20	22.90	Pass	Vertical
2	3408.1408	33.36	5.77	-41.88	49.63	46.88	68.20	21.32	Pass	Vertical
3	5305.8306	34.81	7.76	-40.59	55.39	57.37	68.20	10.83	Pass	Vertical
4	11813.3542	39.15	7.67	-41.28	45.29	50.83	68.20	17.37	Pass	Vertical
5	15912.2275	41.72	11.38	-43.30	46.06	55.86	68.20	12.34	Pass	Vertical
6	17574.4716	42.64	12.38	-43.64	44.21	55.59	68.20	12.61	Pass	Vertical

Mode:	802.11 ac(VHT80Mbps) Transmitting	Channel:	5290
Remark:			

Test Graph

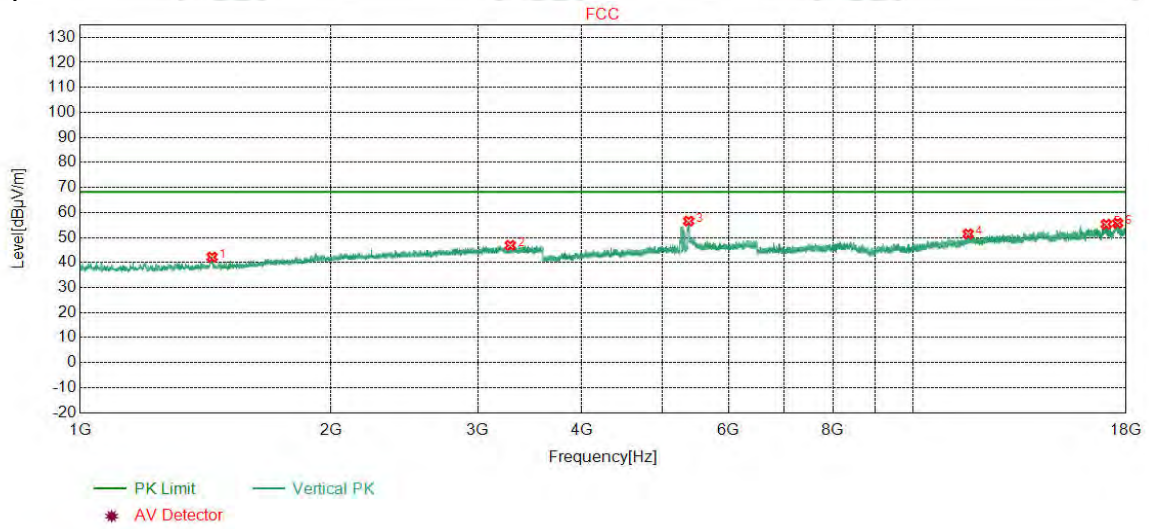


Suspected List

NO	Freq. [MHz]	Ant Factor [dB]	Cable loss [dB]	Pream gain [dB]	Reading [dBµV]	Level [dBµV/m]	Limit [dBµV/m]	Margin [dB]	Result	Polarity
1	1437.8438	28.34	3.41	-42.68	57.07	46.14	68.20	22.06	Pass	Horizontal
2	1919.1419	31.17	4.17	-42.65	55.78	48.47	68.20	19.73	Pass	Horizontal
3	3557.2057	33.45	5.79	-41.70	49.38	46.92	68.20	21.28	Pass	Horizontal
4	5374.0374	34.87	7.84	-40.60	54.42	56.53	68.20	11.67	Pass	Horizontal
5	15872.3582	41.64	11.00	-43.27	44.99	54.36	68.20	13.84	Pass	Horizontal
6	17572.1715	42.64	12.40	-43.65	44.50	55.89	68.20	12.31	Pass	Horizontal

Mode:	802.11 ac(VHT80Mbps) Transmitting	Channel:	5290
Remark:			

Test Graph



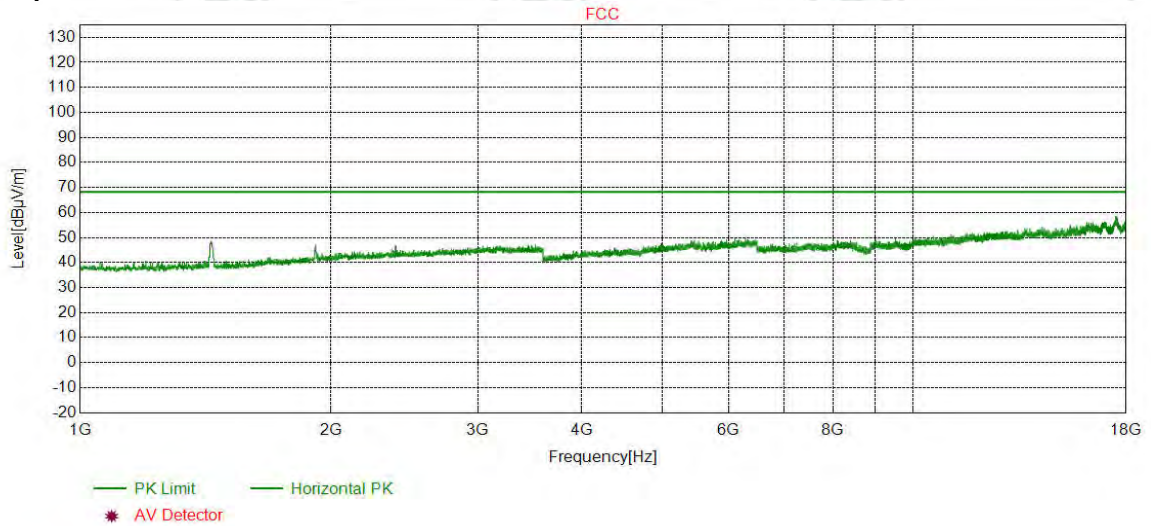
Suspected List

NO	Freq. [MHz]	Ant Factor [dB]	Cable loss [dB]	Pream gain [dB]	Reading [dBµV]	Level [dBµV/m]	Limit [dBµV/m]	Margin [dB]	Result	Polarity
1	1440.0440	28.34	3.41	-42.68	53.10	42.17	68.20	26.03	Pass	Vertical
2	3282.7283	33.31	5.51	-41.94	49.96	46.84	68.20	21.36	Pass	Vertical
3	5374.0374	34.87	7.84	-40.60	54.45	56.56	68.20	11.64	Pass	Vertical
4	11630.1087	39.00	7.62	-41.33	46.14	51.43	68.20	16.77	Pass	Vertical
5	17035.4690	42.24	11.49	-43.29	44.83	55.27	68.20	12.93	Pass	Vertical
6	17580.6054	42.64	12.35	-43.65	44.42	55.76	68.20	12.44	Pass	Vertical

UNII-2c

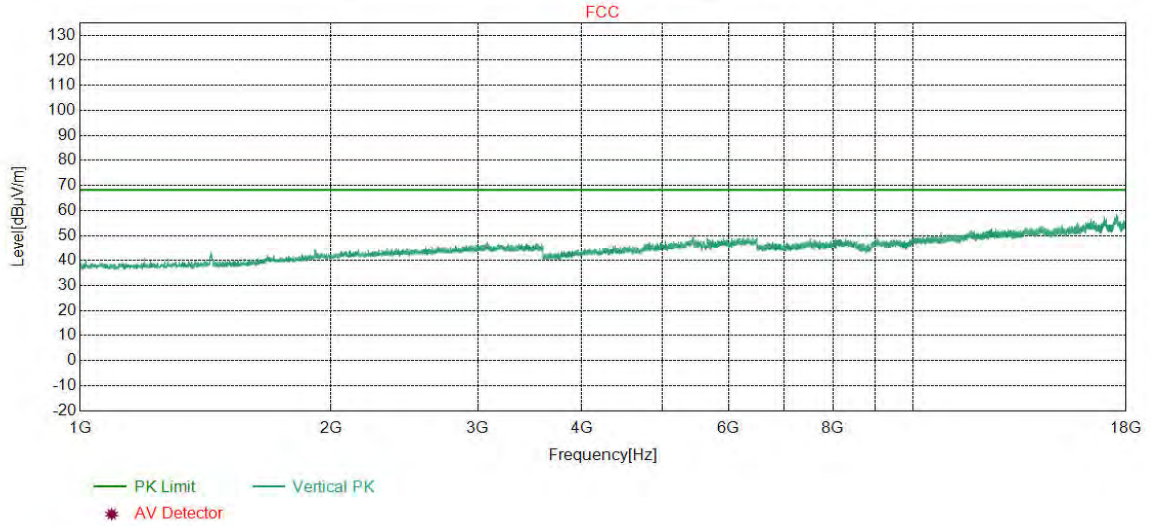
Mode:	802.11 a(HT20Mbps) Transmitting	Channel:	5500
Remark:			

Test Graph



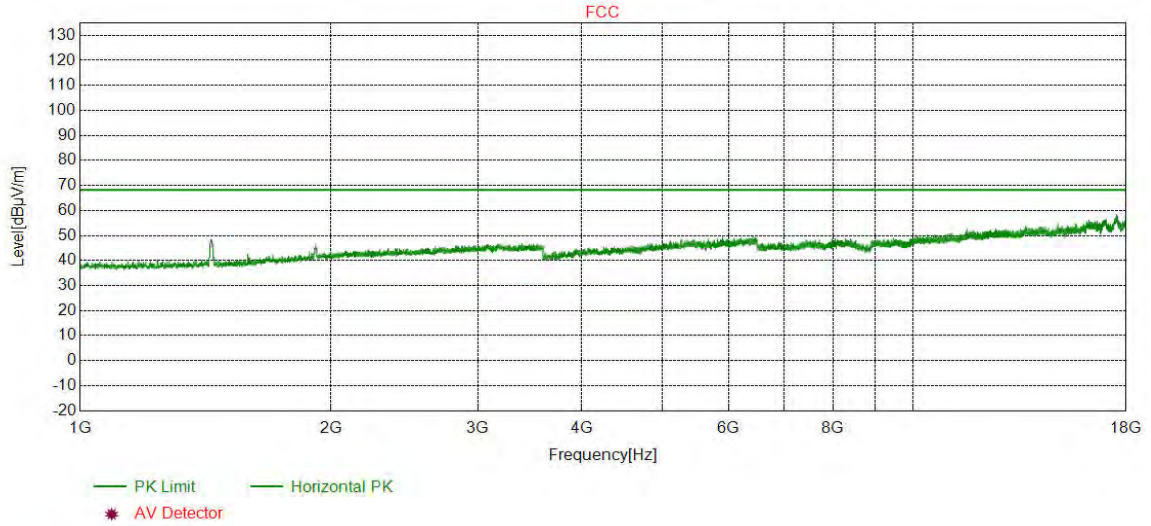
Mode:	802.11 a(HT20Mbps) Transmitting	Channel:	5500
Remark:			

Test Graph



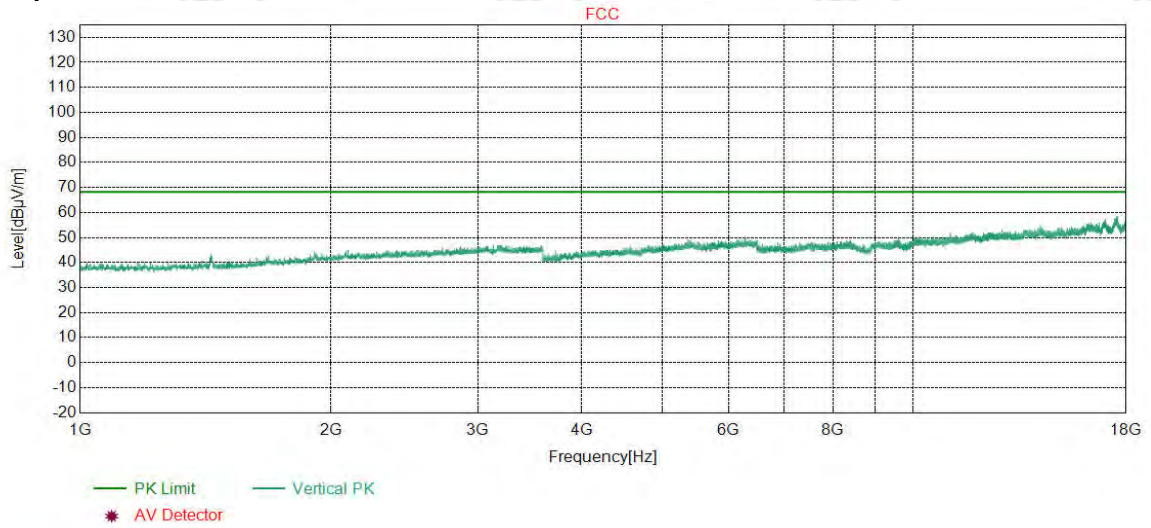
Mode:	802.11 a(HT20Mbps) Transmitting	Channel:	5580
Remark:			

Test Graph



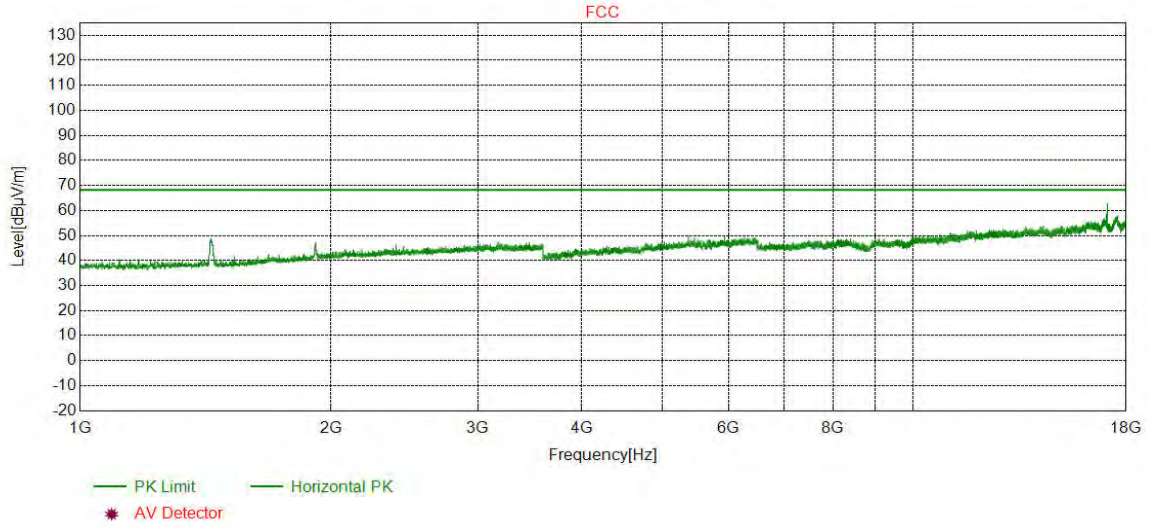
Mode:	802.11 a(HT20Mbps) Transmitting	Channel:	5580
Remark:			

Test Graph



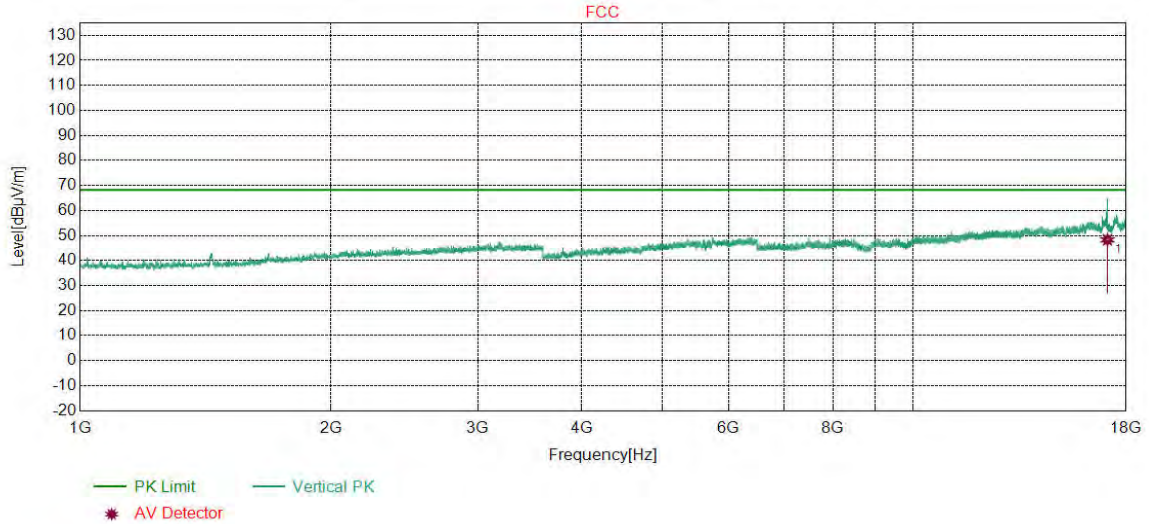
Mode:	802.11 a(HT20Mbps) Transmitting	Channel:	5700
Remark:			

Test Graph



Mode:	802.11 a(HT20Mbps) Transmitting	Channel:	5700
Remark:			

Test Graph

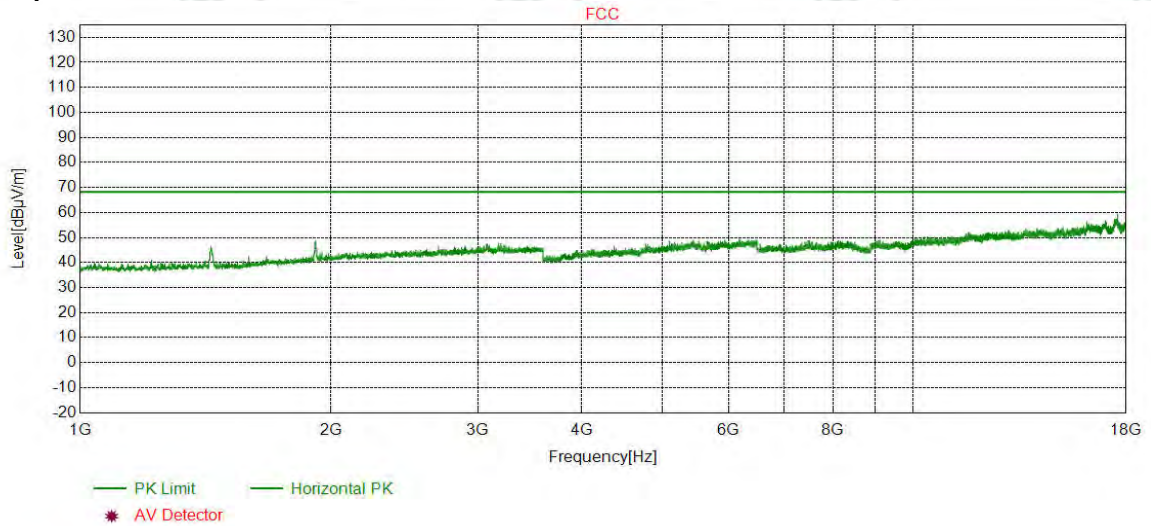


Final Data List						
NO	Freq. [MHz]	Ant Factor [dB]	Cable loss [dB]	Pream gain [dB]	Result	Polarity
1	17091.1023	42.29	11.46	-43.34	Pass	Vertical

Final Data List									
NO	Freq. [MHz]	Ant Factor [dB]	Cable Loss [dB]	AV Reading [dBµV]	AV Value [dBµV/m]	AV Limit [dBµV/m]	AV Margin [dB]	Result	Polarity
1	17091.1023	42.29	11.46	37.84	48.25	0.00	-48.25	Pass	Vertical

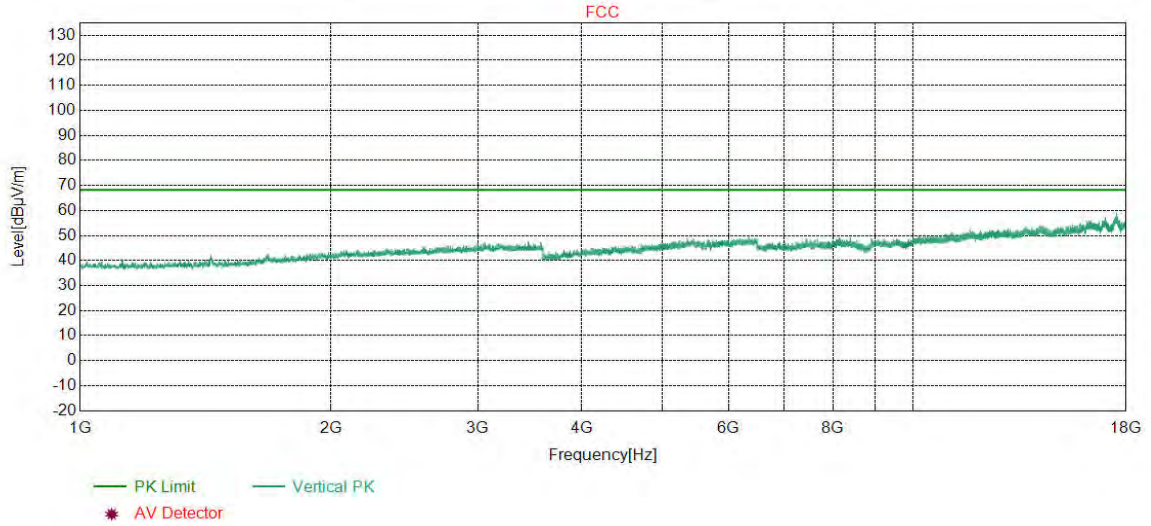
Mode:	802.11 n(HT20Mbps) Transmitting	Channel:	5500
Remark:			

Test Graph



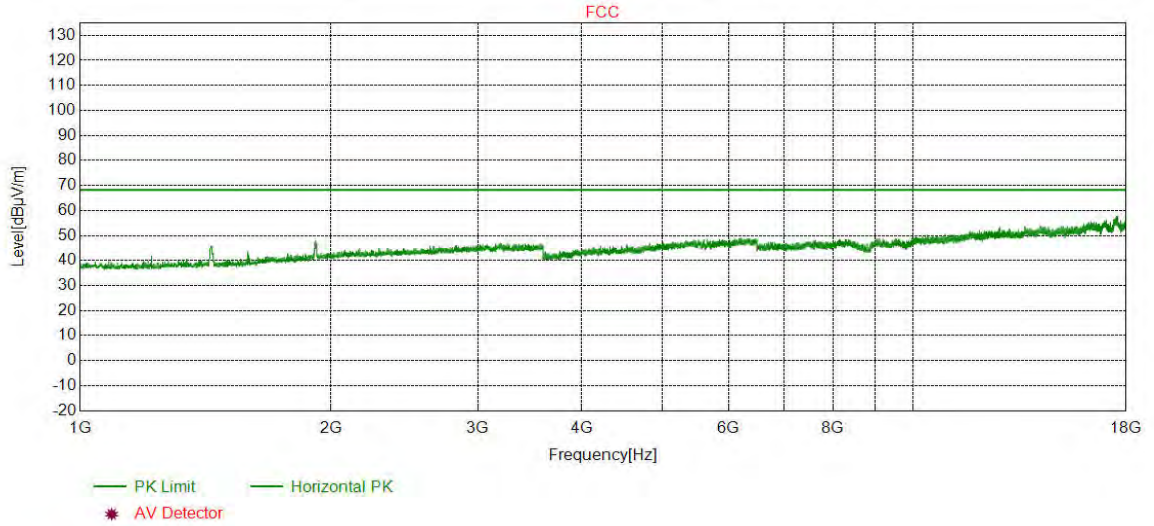
Mode:	802.11 n(HT20Mbps) Transmitting	Channel:	5500
Remark:			

Test Graph



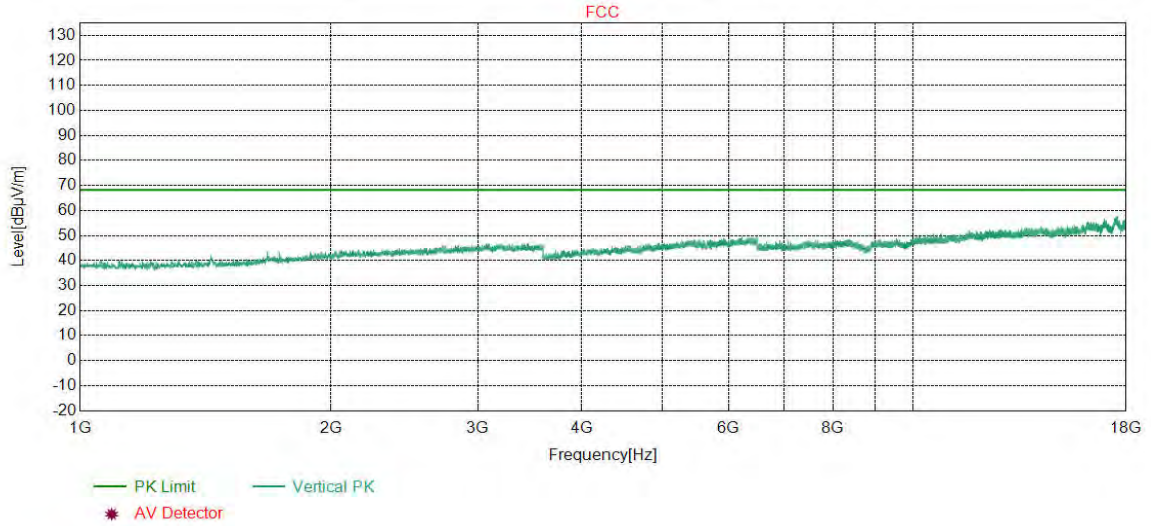
Mode:	802.11 n(HT20Mbps) Transmitting	Channel:	5580
Remark:			

Test Graph



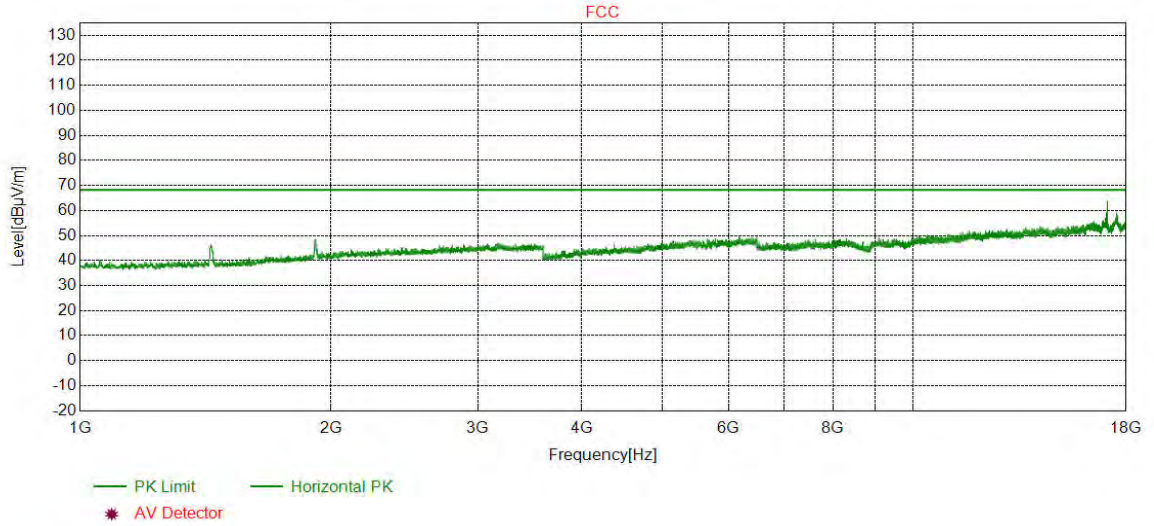
Mode:	802.11 n(HT20Mbps) Transmitting	Channel:	5580
Remark:			

Test Graph



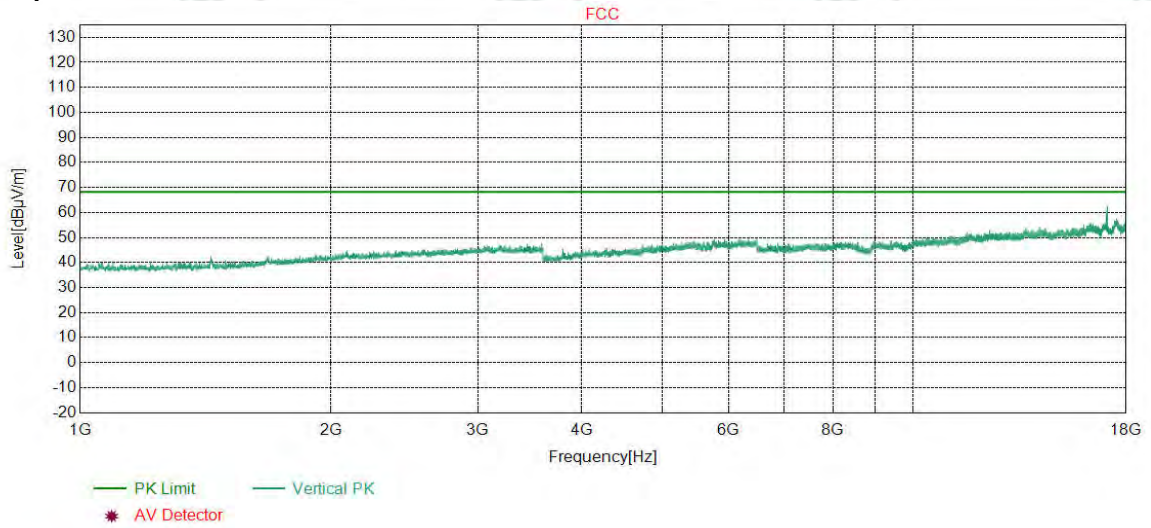
Mode:	802.11 n(HT20Mbps) Transmitting	Channel:	5700
Remark:			

Test Graph



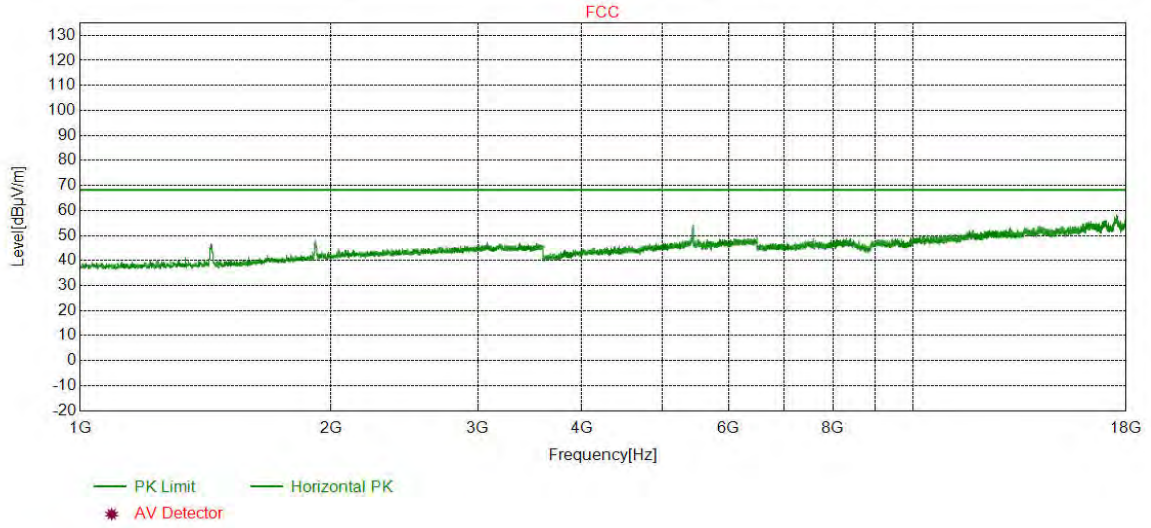
Mode:	802.11 n(HT20Mbps) Transmitting	Channel:	5700
Remark:			

Test Graph



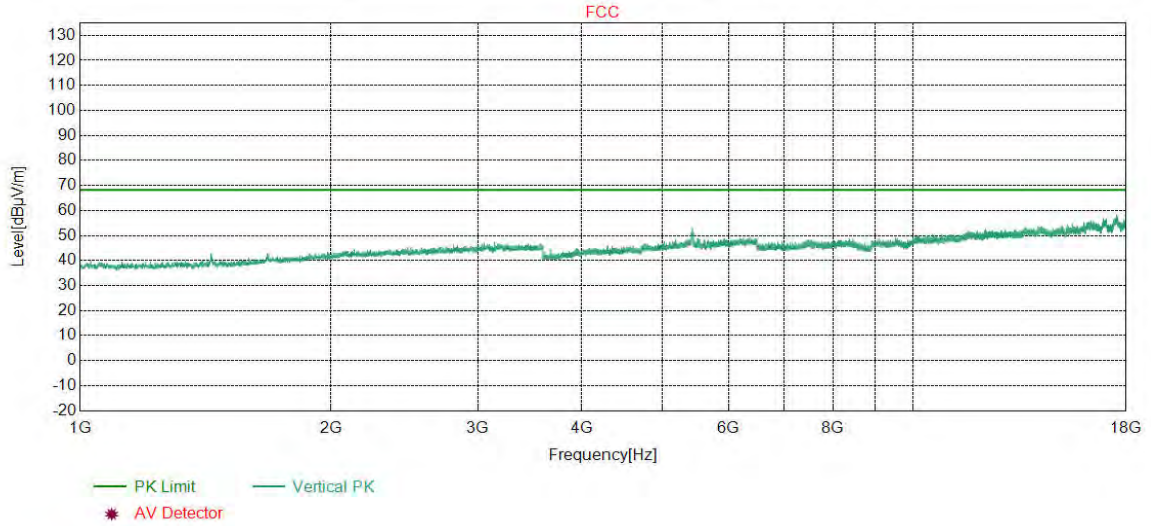
Mode:	802.11 n(HT40Mbps) Transmitting	Channel:	5510
Remark:			

Test Graph



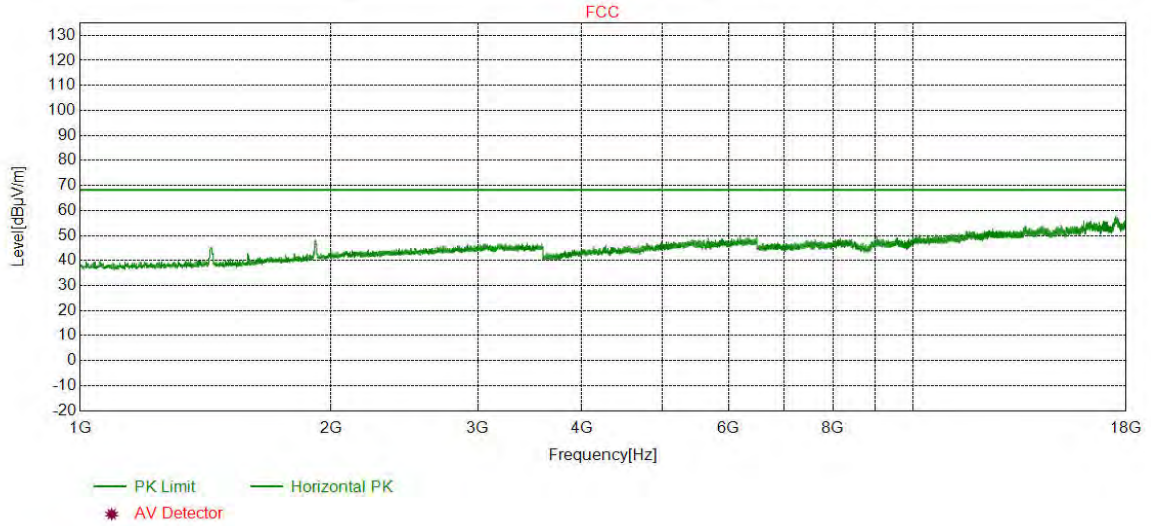
Mode:	802.11 n(HT40Mbps) Transmitting	Channel:	5510
Remark:			

Test Graph



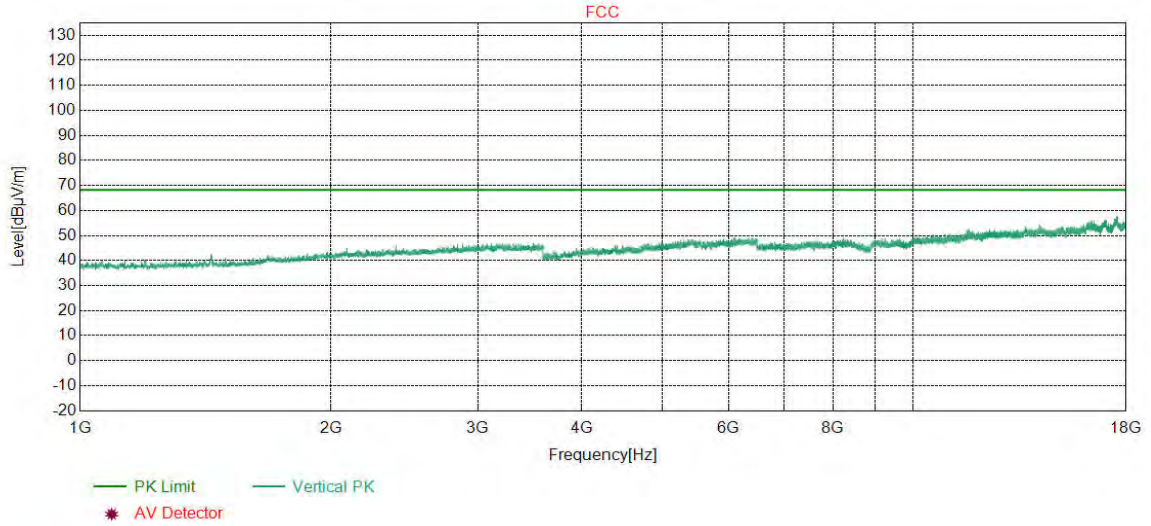
Mode:	802.11 n(HT40Mbps) Transmitting	Channel:	5550
Remark:			

Test Graph



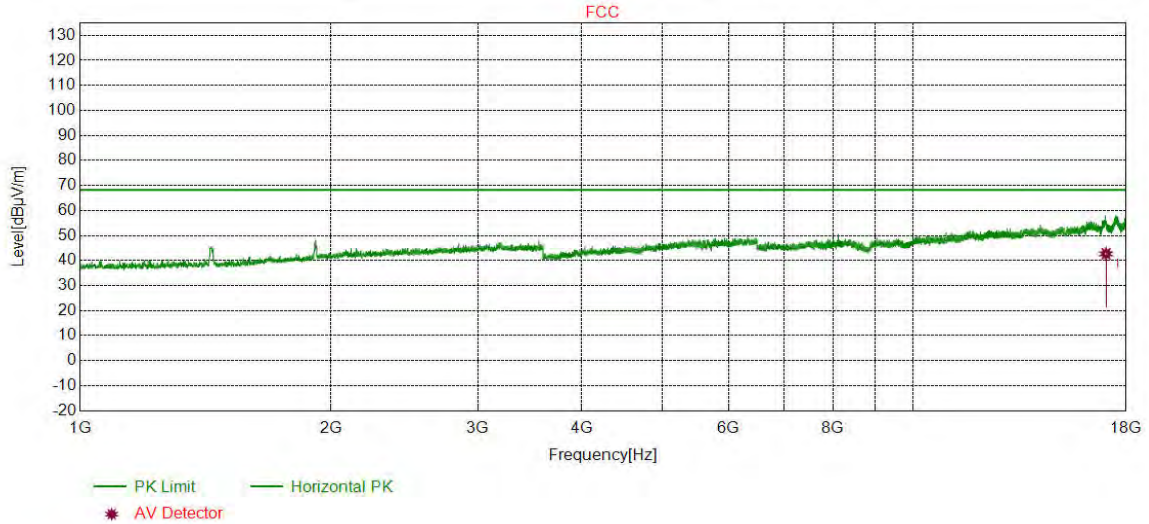
Mode:	802.11 n(HT40Mbps) Transmitting	Channel:	5550
Remark:			

Test Graph



Mode:	802.11 n(HT40Mbps) Transmitting	Channel:	5670
Remark:			

Test Graph

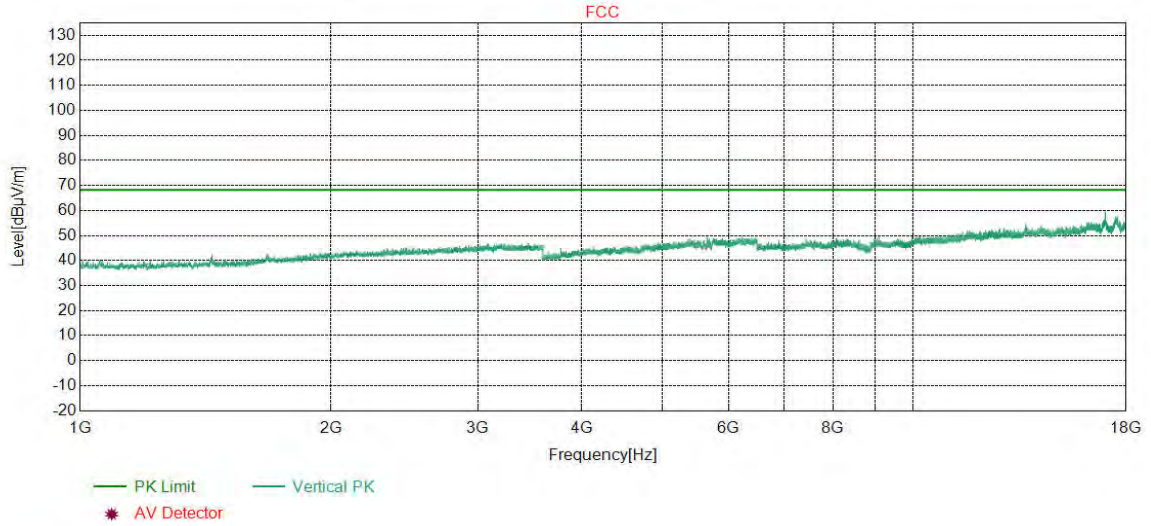


Final Data List						
NO	Freq. [MHz]	Ant Factor [dB]	Cable loss [dB]	Pream gain [dB]	Result	Polarity
1	17023.2015	42.22	11.54	-43.27	Pass	Horizontal

Final Data List									
NO	Freq. [MHz]	Ant Factor [dB]	Cable Loss [dB]	AV Reading [dBµV]	AV Value [dBµV/m]	AV Limit [dBµV/m]	AV Margin [dB]	Result	Polarity
1	17023.2015	42.22	11.54	32.19	42.68	0.00	-42.68	Pass	Horizontal

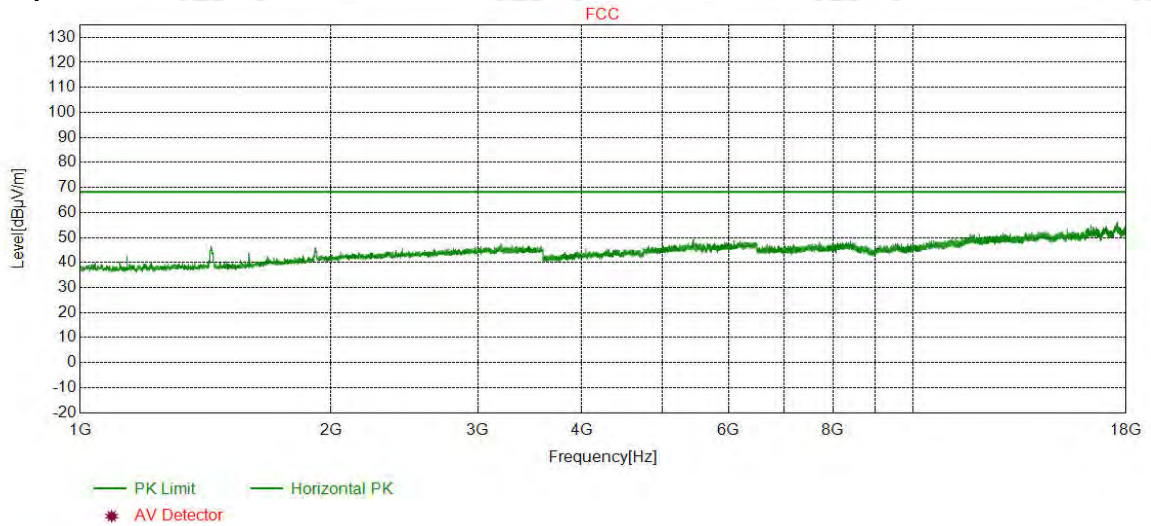
Mode:	802.11 n(HT40Mbps) Transmitting	Channel:	5670
Remark:			

Test Graph



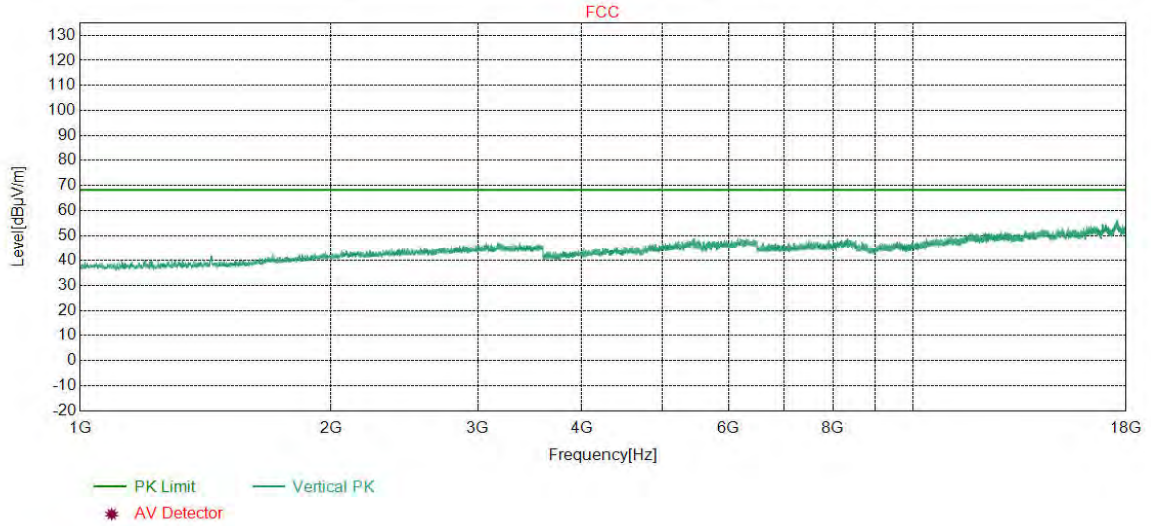
Mode:	802.11 ac(VHT20Mbps) Transmitting	Channel:	5500
Remark:			

Test Graph



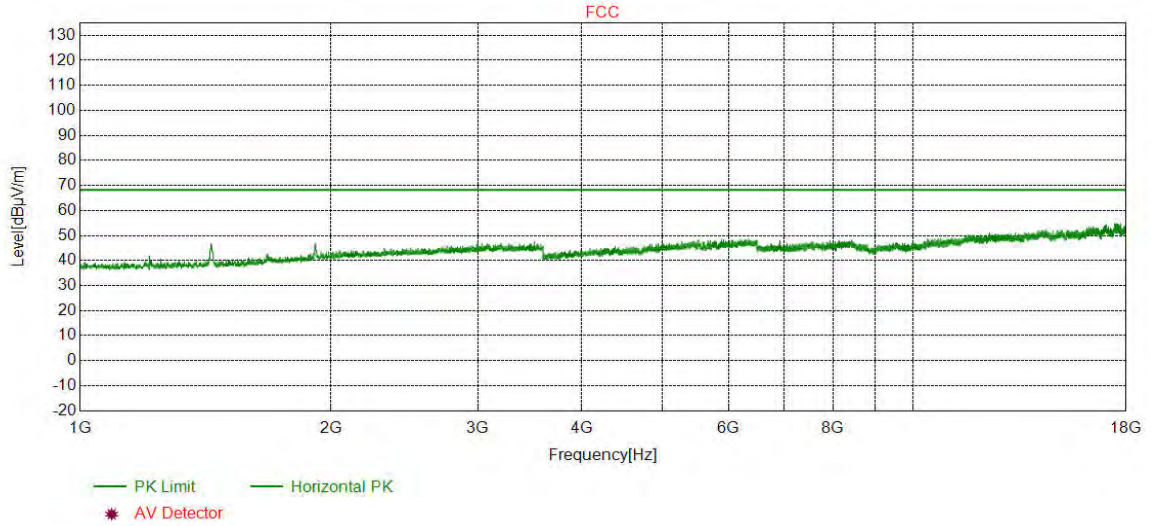
Mode:	802.11 ac(VHT20Mbps) Transmitting	Channel:	5500
Remark:			

Test Graph



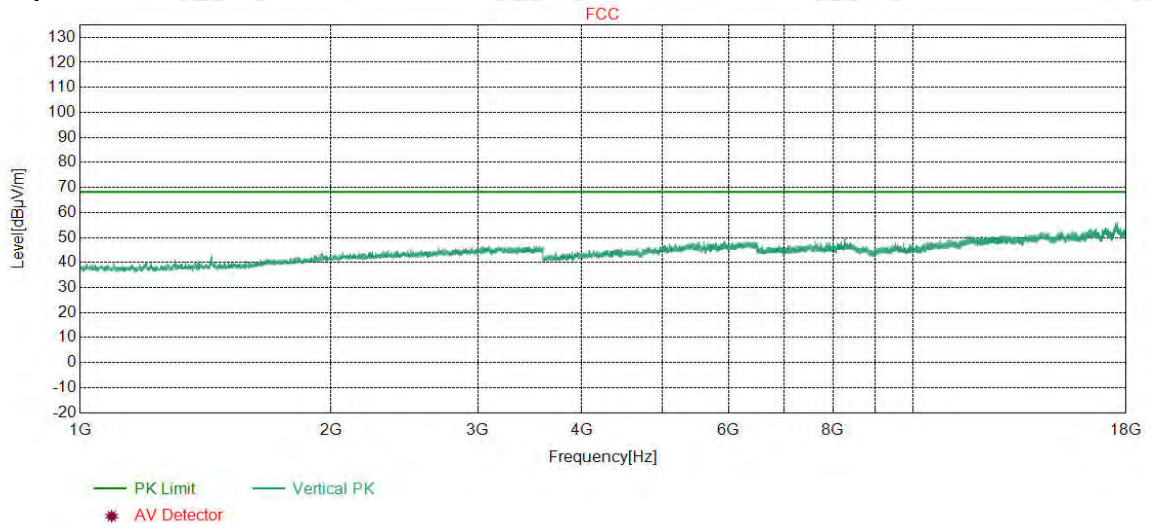
Mode:	802.11 ac(VHT20Mbps) Transmitting	Channel:	5580
Remark:			

Test Graph



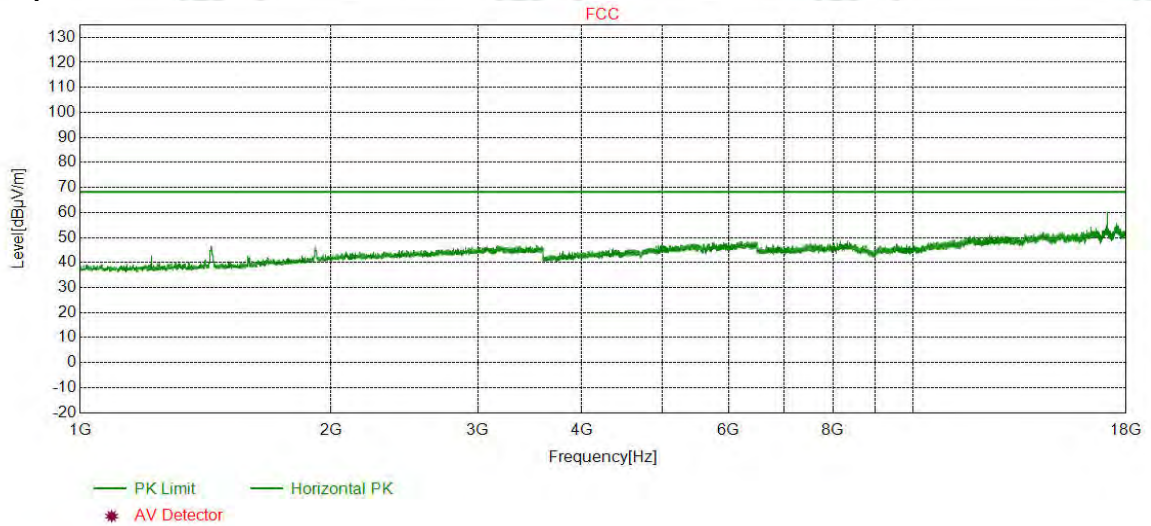
Mode:	802.11 ac(VHT20Mbps) Transmitting	Channel:	5580
Remark:			

Test Graph



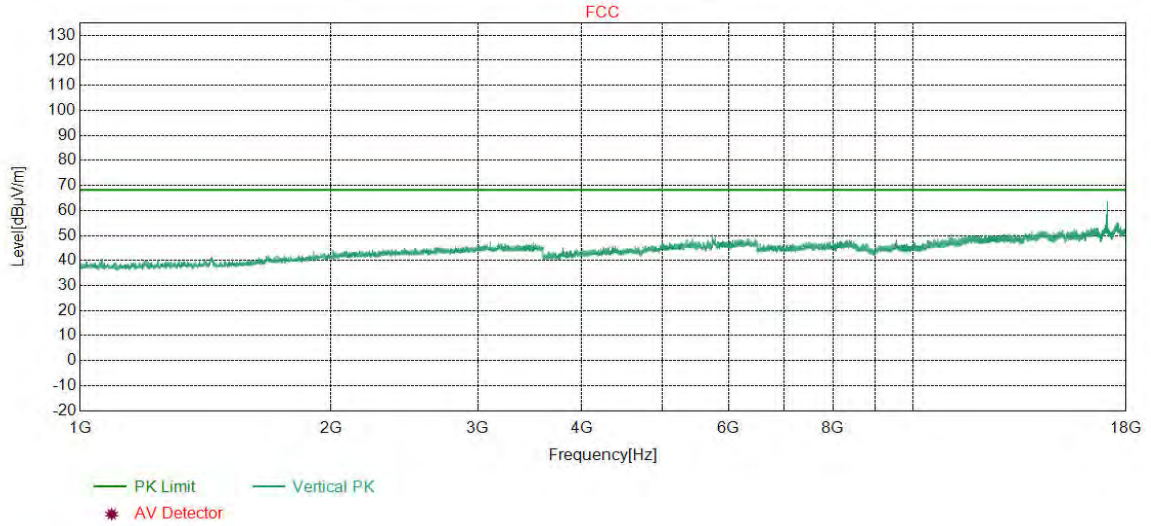
Mode:	802.11 ac(VHT20Mbps) Transmitting	Channel:	5700
Remark:			

Test Graph



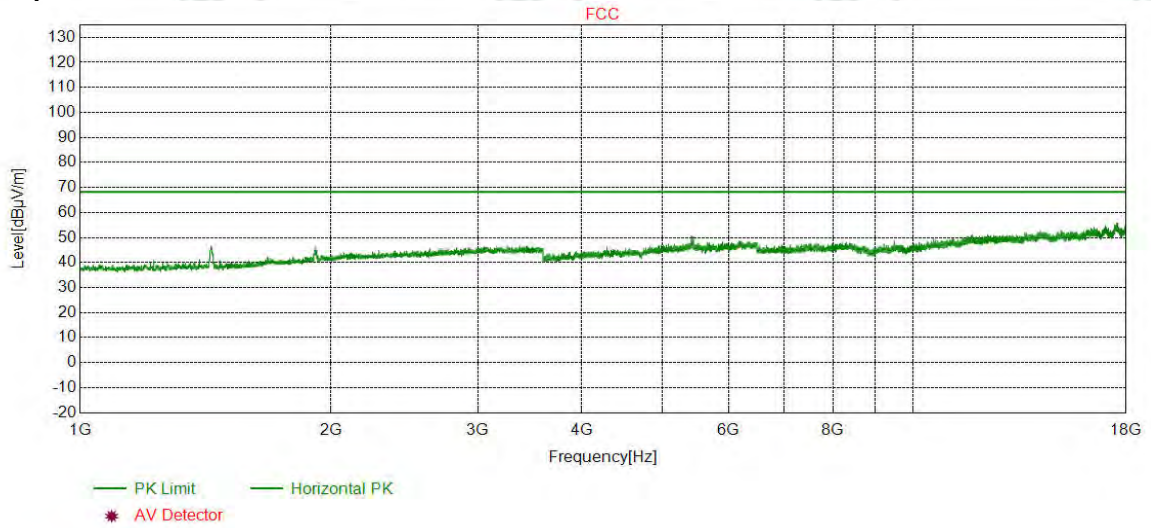
Mode:	802.11 ac(VHT20Mbps) Transmitting	Channel:	5700
Remark:			

Test Graph



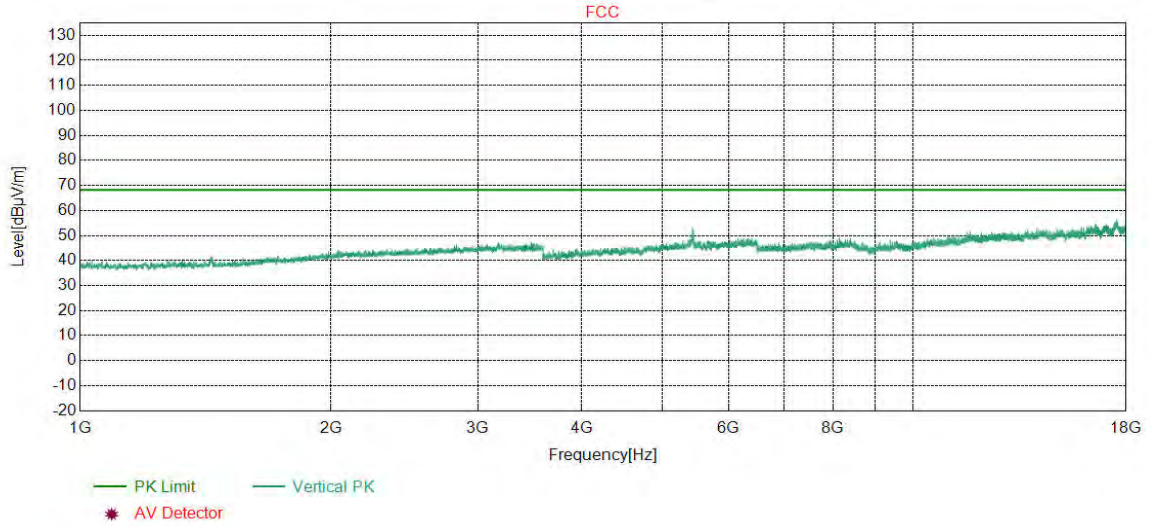
Mode:	802.11 ac(VHT40Mbps) Transmitting	Channel:	5510
Remark:			

Test Graph



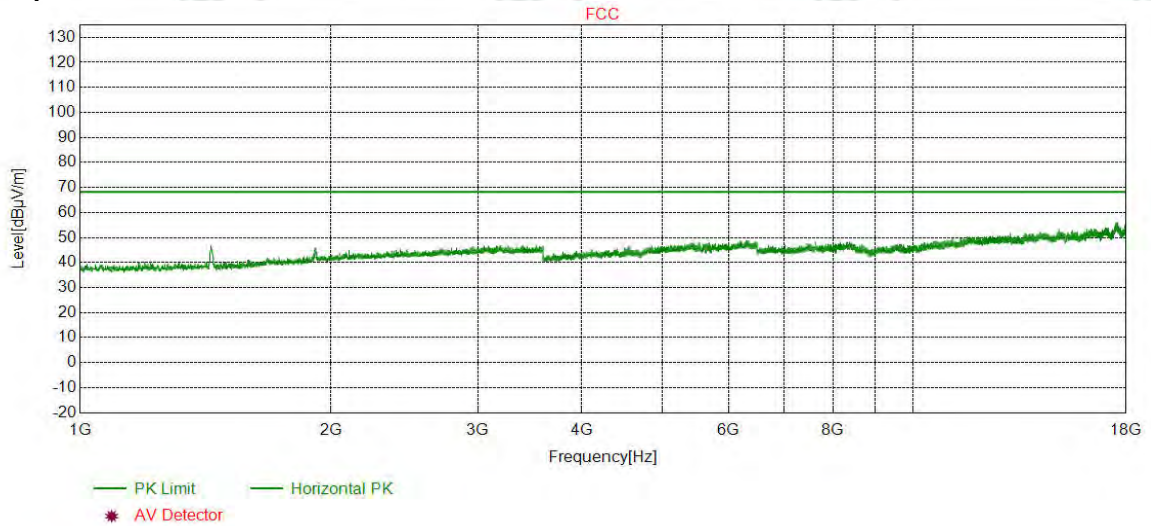
Mode:	802.11 ac(VHT40Mbps) Transmitting	Channel:	5510
Remark:			

Test Graph



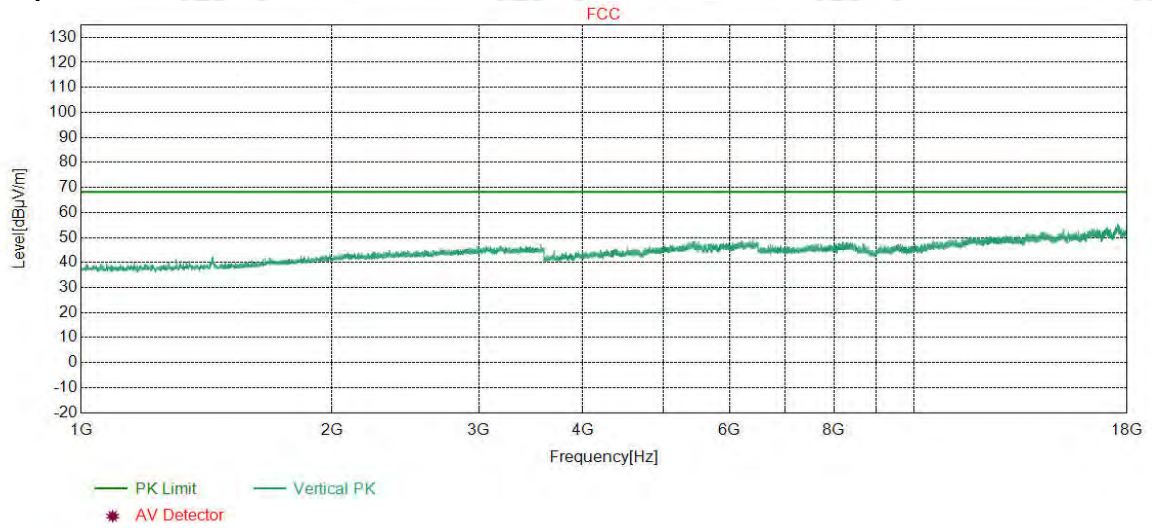
Mode:	802.11 ac(VHT40Mbps) Transmitting	Channel:	5550
Remark:			

Test Graph



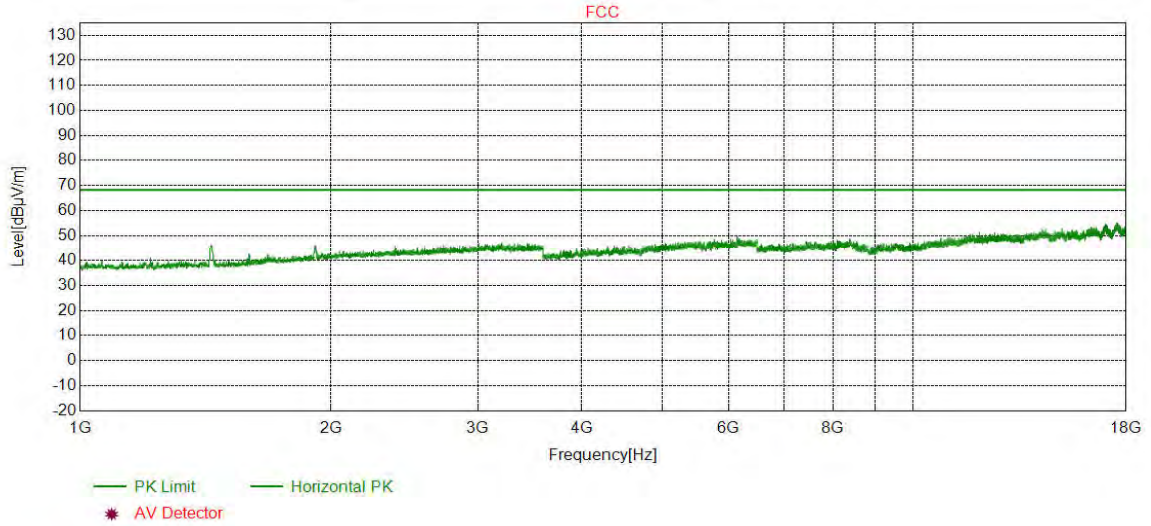
Mode:	802.11 ac(VHT40Mbps) Transmitting	Channel:	5550
Remark:			

Test Graph



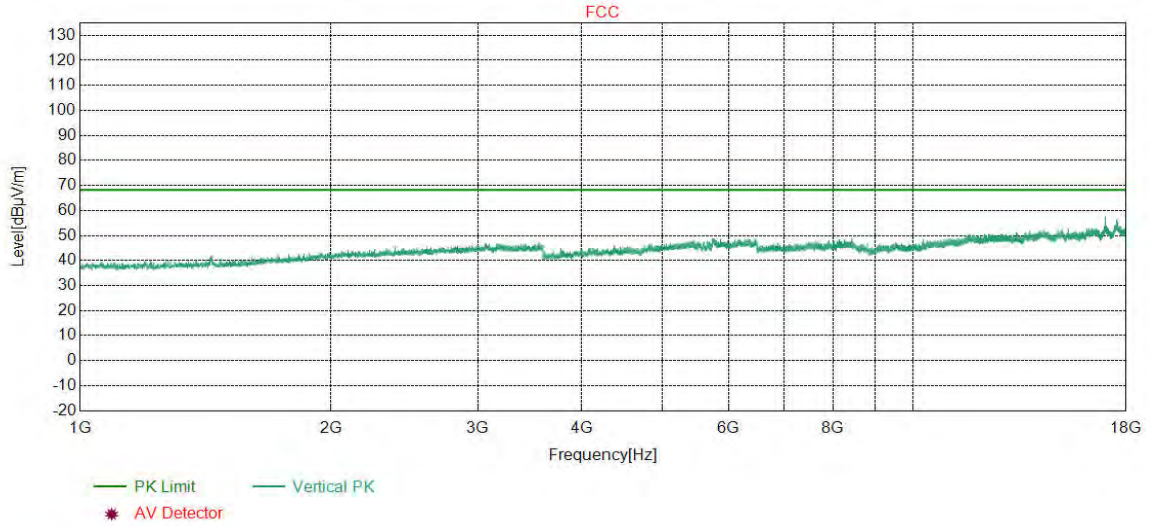
Mode:	802.11 ac(VHT40Mbps) Transmitting	Channel:	5670
Remark:			

Test Graph



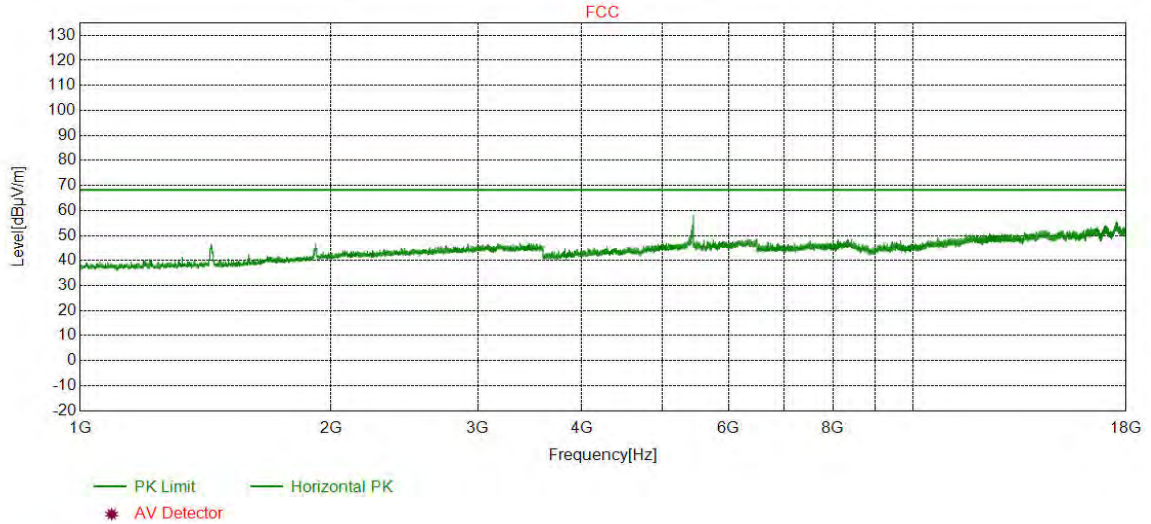
Mode:	802.11 ac(VHT40Mbps) Transmitting	Channel:	5670
Remark:			

Test Graph



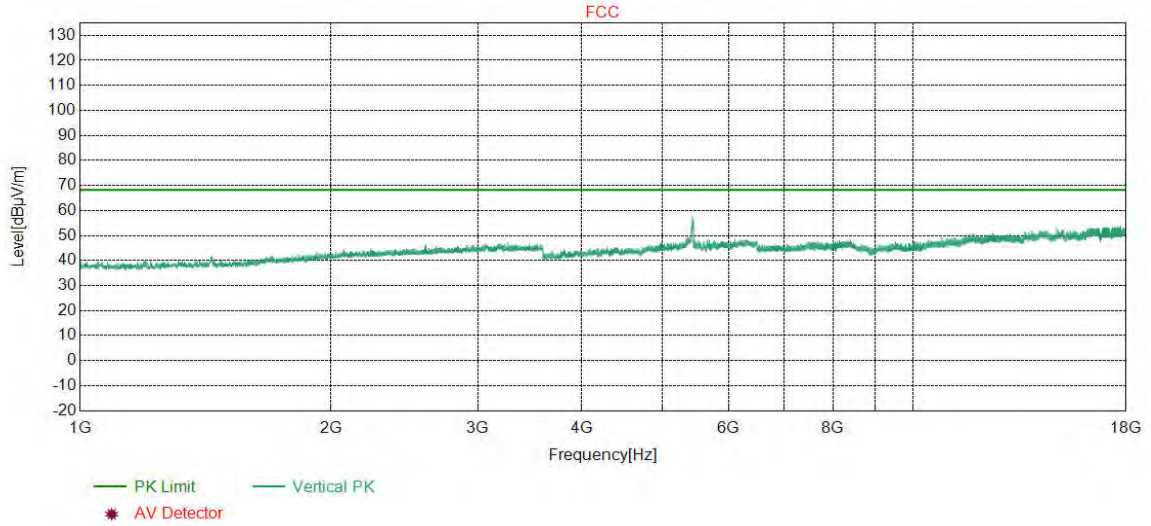
Mode:	802.11 ac(VHT80Mbps) Transmitting	Channel:	5530
Remark:			

Test Graph



Mode:	802.11 ac(VHT80Mbps) Transmitting	Channel:	5530
Remark:			

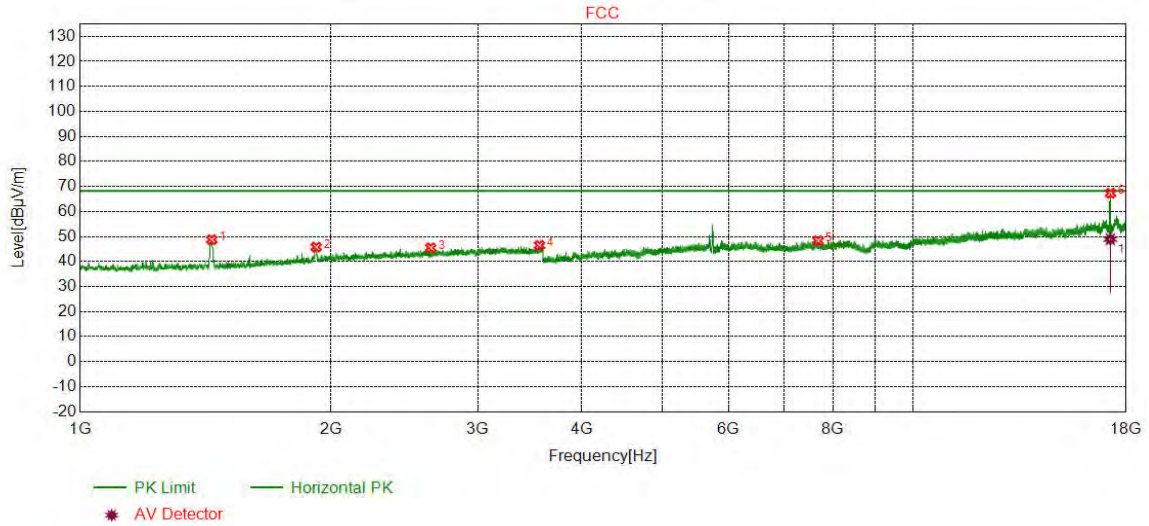
Test Graph



UNII-3

Mode:	802.11 a(HT20Mbps) Transmitting	Channel:	5745
Remark:			

Test Graph



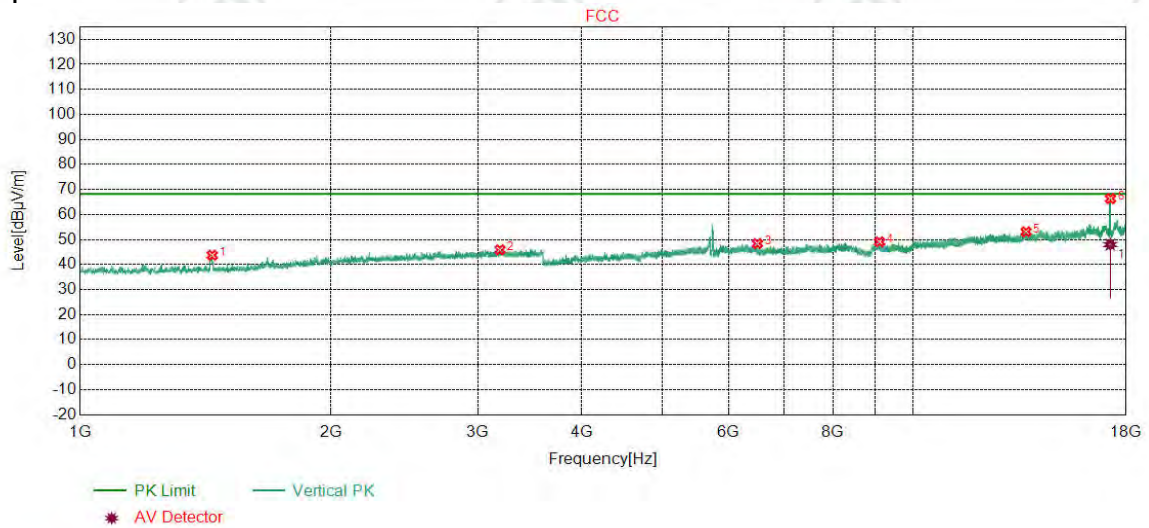
Suspected List										
NO	Freq. [MHz]	Ant Factor [dB]	Cable loss [dB]	Pream gain [dB]	Reading [dBµV]	Level [dBµV/m]	Limit [dBµV/m]	Magin [dB]	Result	Polarity
1	1438.9439	28.34	2.97	-42.67	60.07	48.71	68.20	19.49	Pass	Horizontal
2	1920.2420	31.17	3.56	-42.64	53.67	45.76	68.20	22.44	Pass	Horizontal
3	2634.7635	32.62	4.37	-42.32	50.80	45.47	68.20	22.73	Pass	Horizontal
4	3558.3058	33.45	5.11	-41.70	49.61	46.47	68.20	21.73	Pass	Horizontal
5	7684.5790	36.53	6.33	-40.86	46.31	48.31	68.20	19.89	Pass	Horizontal
6	17237.8825	42.44	11.22	-43.48	57.12	67.30	68.20	0.90	Pass	Horizontal

Final Data List						
NO	Freq. [MHz]	Ant Factor [dB]	Cable loss [dB]	Pream gain [dB]	Result	Polarity
1	17226.3331	42.43	11.25	-43.46	Pass	Horizontal

Final Data List									
NO	Freq. [MHz]	Ant Factor [dB]	Cable Loss [dB]	AV Reading [dBµV]	AV Value [dBµV/m]	AV Limit [dBµV/m]	AV Margin [dB]	Result	Polarity
1	17226.3331	42.43	11.25	38.70	48.92	0.00	-48.92	Pass	Horizontal

Mode:	802.11 a(HT20Mbps) Transmitting	Channel:	5745
Remark:			

Test Graph



Suspected List

NO	Freq. [MHz]	Ant Factor [dB]	Cable loss [dB]	Pream gain [dB]	Reading [dBµV]	Level [dBµV/m]	Limit [dBµV/m]	Margin [dB]	Result	Polarity
1	1440.5941	28.34	2.97	-42.67	55.09	43.73	68.20	24.47	Pass	Vertical
2	3189.7690	33.28	4.69	-42.01	49.95	45.91	68.20	22.29	Pass	Vertical
3	6497.2497	35.90	7.54	-41.19	46.13	48.38	68.20	19.82	Pass	Vertical
4	9105.3070	37.68	6.65	-40.72	45.44	49.05	68.20	19.15	Pass	Vertical
5	13647.3432	39.49	8.54	-41.19	46.23	53.07	68.20	15.13	Pass	Vertical
6	17234.0489	42.43	11.23	-43.47	56.14	66.33	68.20	1.87	Pass	Vertical

Final Data List

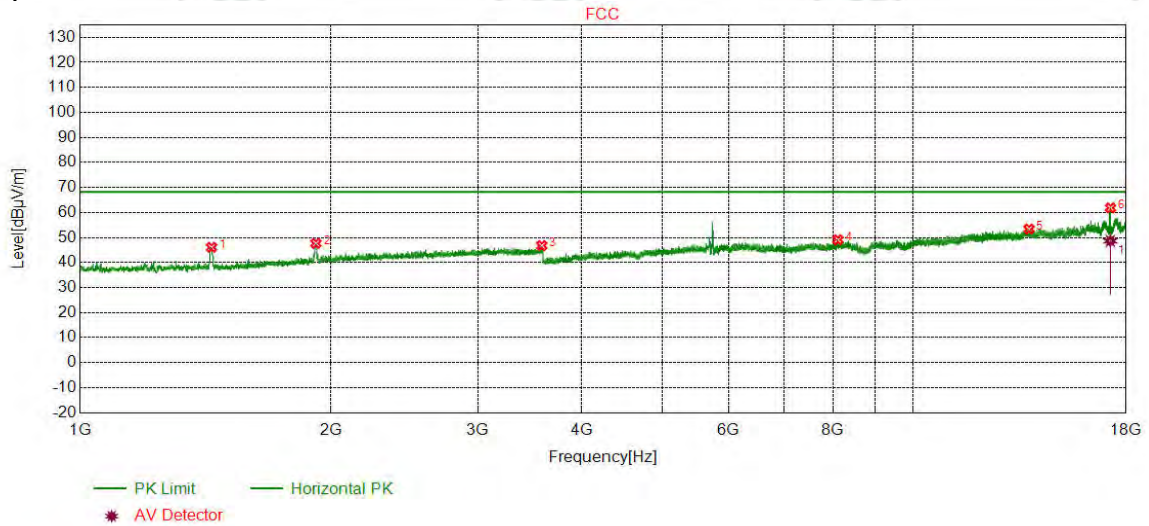
NO	Freq. [MHz]	Ant Factor [dB]	Cable loss [dB]	Pream gain [dB]	Result	Polarity
1	17225.4319	42.43	11.25	-43.46	Pass	Vertical

Final Data List

NO	Freq. [MHz]	Ant Factor [dB]	Cable Loss [dB]	AV Reading [dBµV]	AV Value [dBµV/m]	AV Limit [dBµV/m]	AV Margin [dB]	Result	Polarity
1	17225.4319	42.43	11.25	37.74	47.96	0.00	-47.96	Pass	Vertical

Mode:	802.11 a(HT20Mbps) Transmitting	Channel:	5785
Remark:			

Test Graph



Suspected List

NO	Freq. [MHz]	Ant Factor [dB]	Cable loss [dB]	Pream gain [dB]	Reading [dBµV]	Level [dBµV/m]	Limit [dBµV/m]	Margin [dB]	Result	Polarity
1	1437.8438	28.34	2.97	-42.68	57.44	46.07	68.20	22.13	Pass	Horizontal
2	1918.5919	31.16	3.56	-42.65	55.59	47.66	68.20	20.54	Pass	Horizontal
3	3580.8581	33.46	5.13	-41.65	49.82	46.76	68.20	21.44	Pass	Horizontal
4	8113.9409	36.45	6.52	-40.91	47.07	49.13	68.20	19.07	Pass	Horizontal
5	13763.1175	39.56	8.56	-41.22	46.50	53.40	68.20	14.80	Pass	Horizontal
6	17239.4160	42.44	11.22	-43.48	51.64	61.82	68.20	6.38	Pass	Horizontal

Final Data List

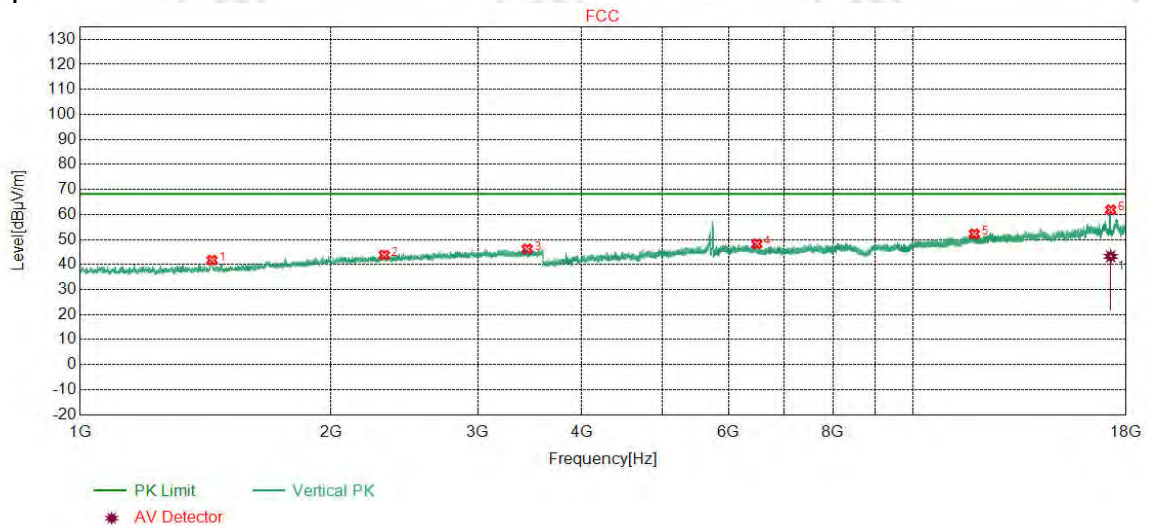
NO	Freq. [MHz]	Ant Factor [dB]	Cable loss [dB]	Pream gain [dB]	Result	Polarity
1	17225.1265	42.43	11.25	-43.46	Pass	Horizontal

Final Data List

NO	Freq. [MHz]	Ant Factor [dB]	Cable Loss [dB]	AV Reading [dBµV]	AV Value [dBµV/m]	AV Limit [dBµV/m]	AV Margin [dB]	Result	Polarity
1	17225.1265	42.43	11.25	38.41	48.63	0.00	-48.63	Pass	Horizontal

Mode:	802.11 a(HT20Mbps) Transmitting	Channel:	5785
Remark:			

Test Graph



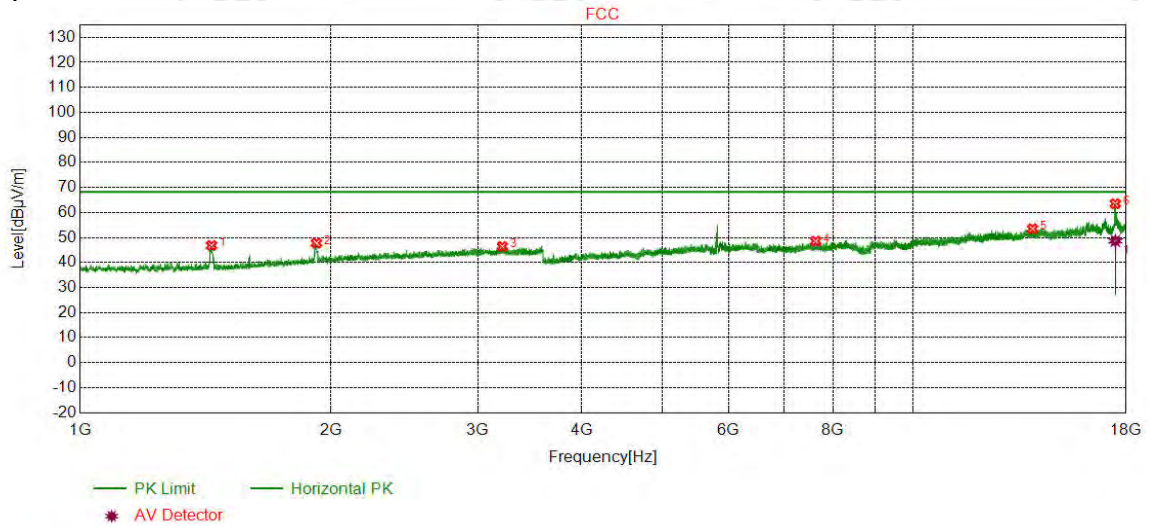
Suspected List										
NO	Freq. [MHz]	Ant Factor [dB]	Cable loss [dB]	Pream gain [dB]	Reading [dBµV]	Level [dBµV/m]	Limit [dBµV/m]	Margin [dB]	Result	Polarity
1	1440.0440	28.34	2.97	-42.67	53.11	41.75	68.20	26.45	Pass	Vertical
2	2317.3817	32.14	4.12	-42.46	49.99	43.79	68.20	24.41	Pass	Vertical
3	3439.4939	33.38	4.84	-41.86	49.85	46.21	68.20	21.99	Pass	Vertical
4	6487.8988	35.90	7.46	-41.19	46.09	48.26	68.20	19.94	Pass	Vertical
5	11829.4553	39.16	7.69	-41.27	46.67	52.25	68.20	15.95	Pass	Vertical
6	17245.5497	42.45	11.20	-43.48	51.69	61.86	68.20	6.34	Pass	Vertical

Final Data List						
NO	Freq. [MHz]	Ant Factor [dB]	Cable loss [dB]	Pream gain [dB]	Result	Polarity
1	17245.5497	42.45	11.20	-43.48	Pass	Vertical

Final Data List									
NO	Freq. [MHz]	Ant Factor [dB]	Cable Loss [dB]	AV Reading [dBµV]	AV Value [dBµV/m]	AV Limit [dBµV/m]	AV Margin [dB]	Result	Polarity
1	17245.5497	42.45	11.20	33.09	43.26	0.00	-43.26	Pass	Vertical

Mode:	802.11 a(HT20Mbps) Transmitting	Channel:	5825
Remark:			

Test Graph



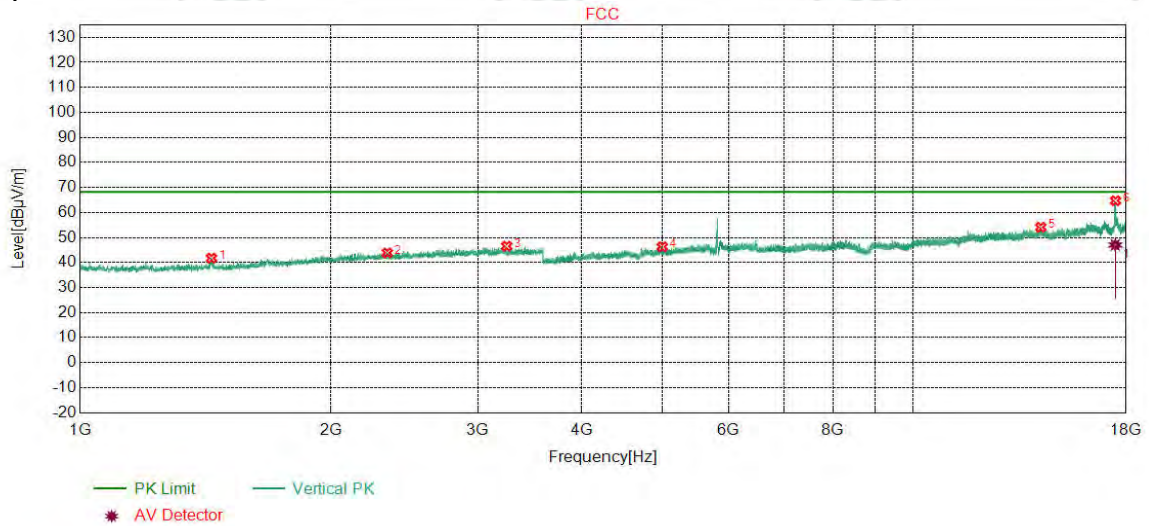
Suspected List										
NO	Freq. [MHz]	Ant Factor [dB]	Cable loss [dB]	Pream gain [dB]	Reading [dBµV]	Level [dBµV/m]	Limit [dBµV/m]	Magin [dB]	Result	Polarity
1	1437.8438	28.34	2.97	-42.68	58.17	46.80	68.20	21.40	Pass	Horizontal
2	1921.3421	31.18	3.57	-42.65	55.64	47.74	68.20	20.46	Pass	Horizontal
3	3211.2211	33.28	4.79	-41.99	50.36	46.44	68.20	21.76	Pass	Horizontal
4	7633.9756	36.55	6.41	-40.83	46.40	48.53	68.20	19.67	Pass	Horizontal
5	13894.9930	39.64	9.03	-41.25	46.07	53.49	68.20	14.71	Pass	Horizontal
6	17464.8310	42.66	11.76	-43.69	52.79	63.52	68.20	4.68	Pass	Horizontal

Final Data List						
NO	Freq. [MHz]	Ant Factor [dB]	Cable loss [dB]	Pream gain [dB]	Result	Polarity
1	17468.4986	42.67	11.80	-43.69	Pass	Horizontal

Final Data List									
NO	Freq. [MHz]	Ant Factor [dB]	Cable Loss [dB]	AV Reading [dBµV]	AV Value [dBµV/m]	AV Limit [dBµV/m]	AV Margin [dB]	Result	Polarity
1	17468.4986	42.67	11.80	37.84	48.62	0.00	-48.62	Pass	Horizontal

Mode:	802.11 a(HT20Mbps) Transmitting	Channel:	5825
Remark:			

Test Graph



Suspected List

NO	Freq. [MHz]	Ant Factor [dB]	Cable loss [dB]	Pream gain [dB]	Reading [dBµV]	Level [dBµV/m]	Limit [dBµV/m]	Margin [dB]	Result	Polarity
1	1437.8438	28.34	2.97	-42.68	53.11	41.74	68.20	26.46	Pass	Vertical
2	2336.6337	32.17	4.05	-42.46	50.09	43.85	68.20	24.35	Pass	Vertical
3	3250.8251	33.30	5.06	-41.97	50.13	46.52	68.20	21.68	Pass	Vertical
4	4996.1496	34.50	5.96	-40.50	46.32	46.28	68.20	21.92	Pass	Vertical
5	14217.0145	39.92	9.11	-41.71	46.77	54.09	68.20	14.11	Pass	Vertical
6	17475.5650	42.68	11.90	-43.70	53.83	64.71	68.20	3.49	Pass	Vertical

Final Data List

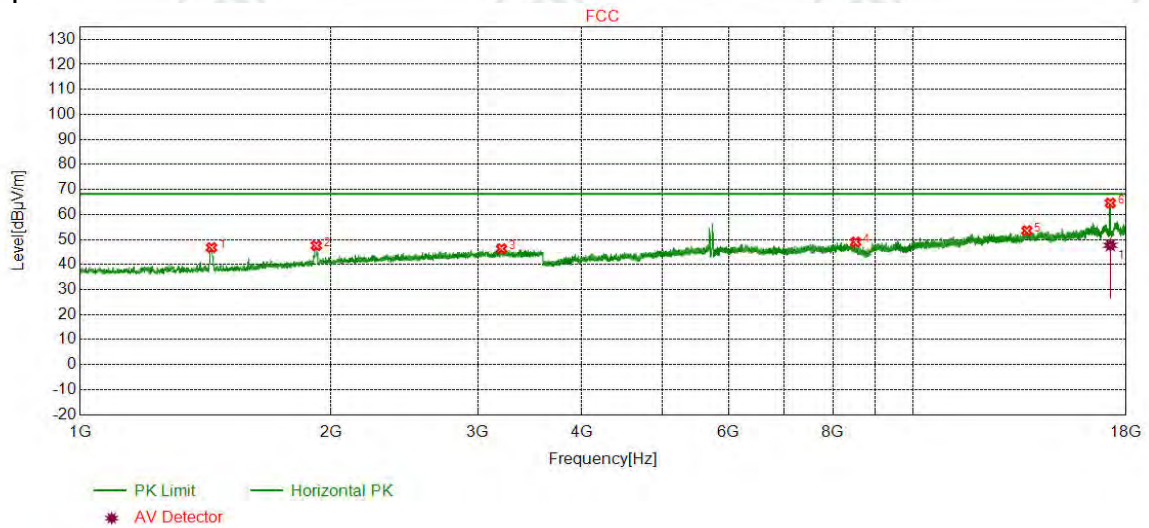
NO	Freq. [MHz]	Ant Factor [dB]	Cable loss [dB]	Pream gain [dB]	Result	Polarity
1	17465.0797	42.67	11.76	-43.69	Pass	Vertical

Final Data List

NO	Freq. [MHz]	Ant Factor [dB]	Cable Loss [dB]	AV Reading [dBµV]	AV Value [dBµV/m]	AV Limit [dBµV/m]	AV Margin [dB]	Result	Polarity
1	17465.0797	42.67	11.76	36.26	47.00	0.00	-47.00	Pass	Vertical

Mode:	802.11 n(HT20Mbps) Transmitting	Channel:	5745
Remark:			

Test Graph



Suspected List

NO	Freq. [MHz]	Ant Factor [dB]	Cable loss [dB]	Pream gain [dB]	Reading [dBµV]	Level [dBµV/m]	Limit [dBµV/m]	Margin [dB]	Result	Polarity
1	1437.8438	28.34	2.97	-42.68	58.14	46.77	68.20	21.43	Pass	Horizontal
2	1920.2420	31.17	3.56	-42.64	55.47	47.56	68.20	20.64	Pass	Horizontal
3	3204.0704	33.28	4.74	-42.00	50.29	46.31	68.20	21.89	Pass	Horizontal
4	8525.6684	36.66	6.67	-40.57	46.24	49.00	68.20	19.20	Pass	Horizontal
5	13678.7786	39.51	8.48	-41.21	46.75	53.53	68.20	14.67	Pass	Horizontal
6	17226.3818	42.43	11.25	-43.47	54.35	64.56	68.20	3.64	Pass	Horizontal

Final Data List

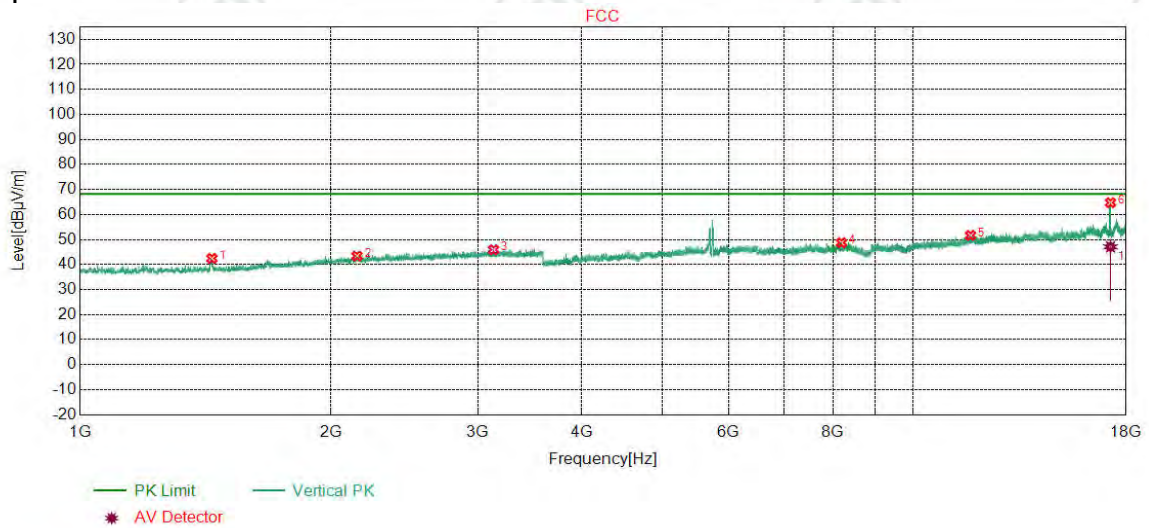
NO	Freq. [MHz]	Ant Factor [dB]	Cable loss [dB]	Pream gain [dB]	Result	Polarity
1	17225.2362	42.43	11.25	-43.46	Pass	Horizontal

Final Data List

NO	Freq. [MHz]	Ant Factor [dB]	Cable Loss [dB]	AV Reading [dBµV]	AV Value [dBµV/m]	AV Limit [dBµV/m]	AV Margin [dB]	Result	Polarity
1	17225.2362	42.43	11.25	37.46	47.68	0.00	-47.68	Pass	Horizontal

Mode:	802.11 n(HT20Mbps) Transmitting	Channel:	5745
Remark:			

Test Graph



Suspected List

NO	Freq. [MHz]	Ant Factor [dB]	Cable loss [dB]	Pream gain [dB]	Reading [dBµV]	Level [dBµV/m]	Limit [dBµV/m]	Magin [dB]	Result	Polarity
1	1439.4939	28.34	2.97	-42.67	53.79	42.43	68.20	25.77	Pass	Vertical
2	2149.0649	31.91	3.73	-42.55	50.31	43.40	68.20	24.80	Pass	Vertical
3	3133.6634	33.25	4.62	-42.03	50.08	45.92	68.20	22.28	Pass	Vertical
4	8195.2130	36.48	6.55	-40.83	46.54	48.74	68.20	19.46	Pass	Vertical
5	11709.0806	39.07	7.46	-41.31	46.42	51.64	68.20	16.56	Pass	Vertical
6	17235.5824	42.44	11.22	-43.47	54.51	64.70	68.20	3.50	Pass	Vertical

Final Data List

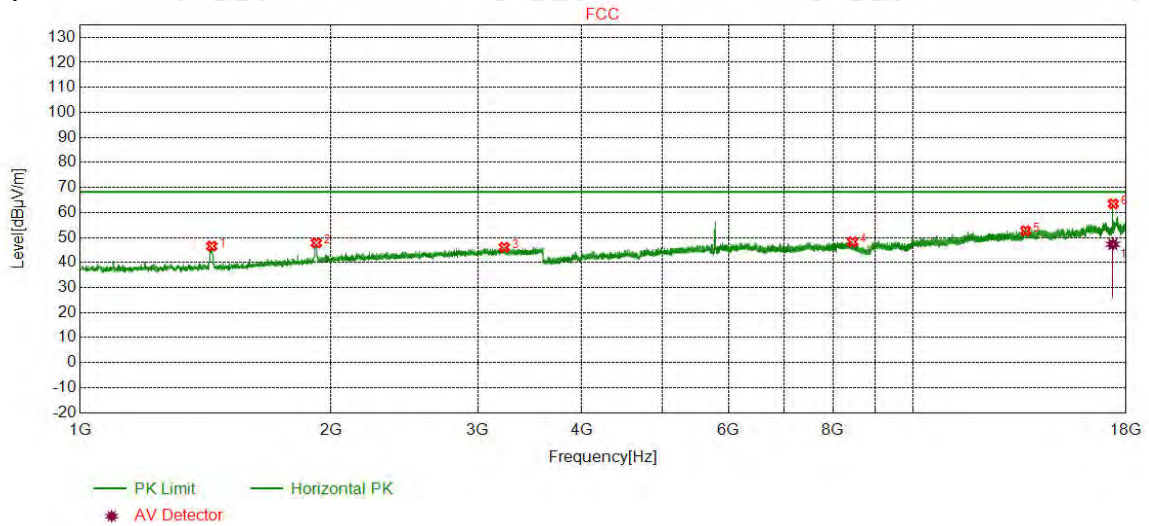
NO	Freq. [MHz]	Ant Factor [dB]	Cable loss [dB]	Pream gain [dB]	Result	Polarity
1	17235.0000	42.44	11.22	-43.47	Pass	Vertical

Final Data List

NO	Freq. [MHz]	Ant Factor [dB]	Cable Loss [dB]	AV Reading [dBµV]	AV Value [dBµV/m]	AV Limit [dBµV/m]	AV Margin [dB]	Result	Polarity
1	17235.0000	42.44	11.22	36.87	47.06	0.00	-47.06	Pass	Vertical

Mode:	802.11 n(HT20Mbps) Transmitting	Channel:	5785
Remark:			

Test Graph



Suspected List

NO	Freq. [MHz]	Ant Factor [dB]	Cable loss [dB]	Pream gain [dB]	Reading [dBµV]	Level [dBµV/m]	Limit [dBµV/m]	Margin [dB]	Result	Polarity
1	1438.9439	28.34	2.97	-42.67	57.91	46.55	68.20	21.65	Pass	Horizontal
2	1920.7921	31.18	3.56	-42.65	55.76	47.85	68.20	20.35	Pass	Horizontal
3	3228.2728	33.29	4.91	-41.98	49.89	46.11	68.20	22.09	Pass	Horizontal
4	8450.5300	36.58	6.70	-40.60	45.59	48.27	68.20	19.93	Pass	Horizontal
5	13632.7755	39.48	8.56	-41.19	45.87	52.72	68.20	15.48	Pass	Horizontal
6	17368.9913	42.57	10.99	-43.59	53.50	63.47	68.20	4.73	Pass	Horizontal

Final Data List

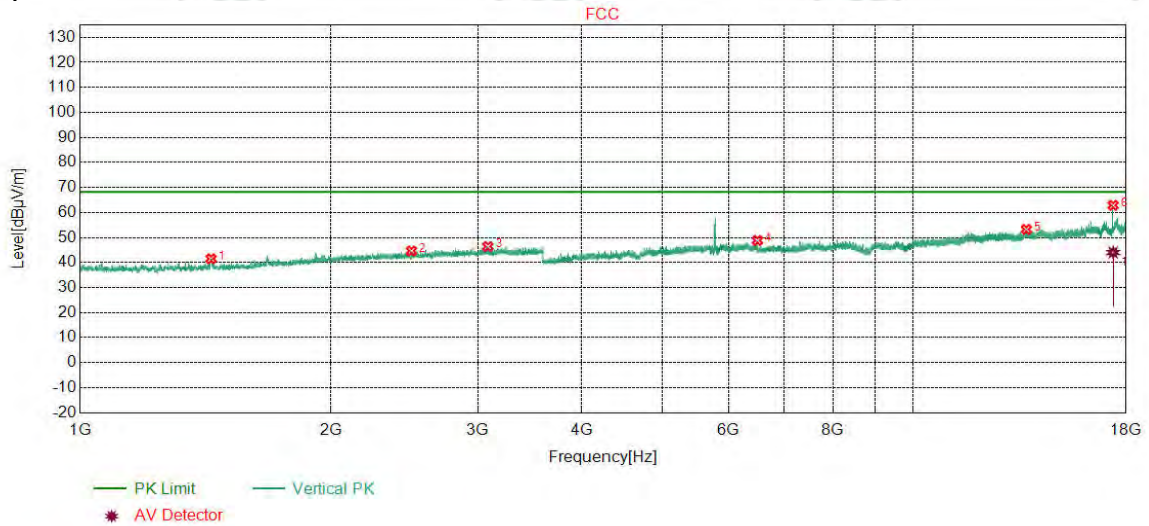
NO	Freq. [MHz]	Ant Factor [dB]	Cable loss [dB]	Pream gain [dB]	Result	Polarity
1	17348.6531	42.55	11.05	-43.58	Pass	Horizontal

Final Data List

NO	Freq. [MHz]	Ant Factor [dB]	Cable Loss [dB]	AV Reading [dBµV]	AV Value [dBµV/m]	AV Limit [dBµV/m]	AV Margin [dB]	Result	Polarity
1	17348.6531	42.55	11.05	37.27	47.29	0.00	-47.29	Pass	Horizontal

Mode:	802.11 n(HT20Mbps) Transmitting	Channel:	5785
Remark:			

Test Graph



Suspected List

NO	Freq. [MHz]	Ant Factor [dB]	Cable loss [dB]	Pream gain [dB]	Reading [dBµV]	Level [dBµV/m]	Limit [dBµV/m]	Magin [dB]	Result	Polarity
1	1436.1936	28.34	2.97	-42.68	52.87	41.50	68.20	26.70	Pass	Vertical
2	2498.3498	32.40	4.15	-42.40	50.47	44.62	68.20	23.58	Pass	Vertical
3	3085.2585	33.23	4.62	-42.06	50.63	46.42	68.20	21.78	Pass	Vertical
4	6497.7998	35.90	7.54	-41.19	46.58	48.83	68.20	19.37	Pass	Vertical
5	13661.9108	39.50	8.51	-41.20	46.44	53.25	68.20	14.95	Pass	Vertical
6	17360.5574	42.56	11.01	-43.58	52.88	62.87	68.20	5.33	Pass	Vertical

Final Data List

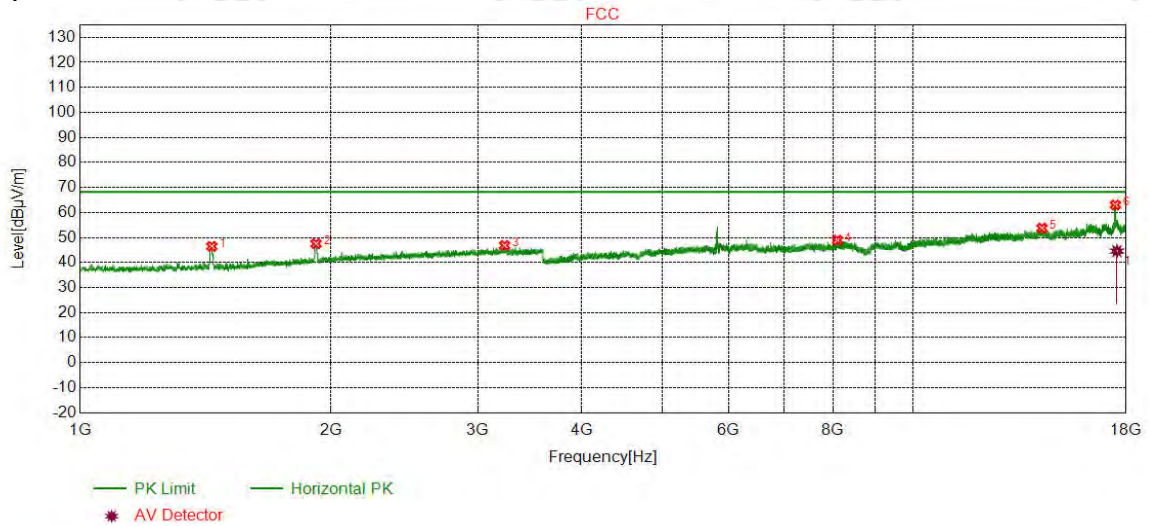
NO	Freq. [MHz]	Ant Factor [dB]	Cable loss [dB]	Pream gain [dB]	Result	Polarity
1	17360.5574	42.56	11.01	-43.58	Pass	Vertical

Final Data List

NO	Freq. [MHz]	Ant Factor [dB]	Cable Loss [dB]	AV Reading [dBµV]	AV Value [dBµV/m]	AV Limit [dBµV/m]	AV Margin [dB]	Result	Polarity
1	17360.5574	42.56	11.01	34.01	44.00	0.00	-44.00	Pass	Vertical

Mode:	802.11 n(HT20Mbps) Transmitting	Channel:	5825
Remark:			

Test Graph



Suspected List

NO	Freq. [MHz]	Ant Factor [dB]	Cable loss [dB]	Pream gain [dB]	Reading [dBµV]	Level [dBµV/m]	Limit [dBµV/m]	Margin [dB]	Result	Polarity
1	1438.9439	28.34	2.97	-42.67	57.80	46.44	68.20	21.76	Pass	Horizontal
2	1919.1419	31.17	3.56	-42.65	55.45	47.53	68.20	20.67	Pass	Horizontal
3	3231.5732	33.29	4.94	-41.98	50.55	46.80	68.20	21.40	Pass	Horizontal
4	8103.9736	36.44	6.55	-40.91	46.86	48.94	68.20	19.26	Pass	Horizontal
5	14263.7843	39.96	9.14	-41.79	46.42	53.73	68.20	14.47	Pass	Horizontal
6	17470.1980	42.67	11.83	-43.70	52.22	63.02	68.20	5.18	Pass	Horizontal

Final Data List

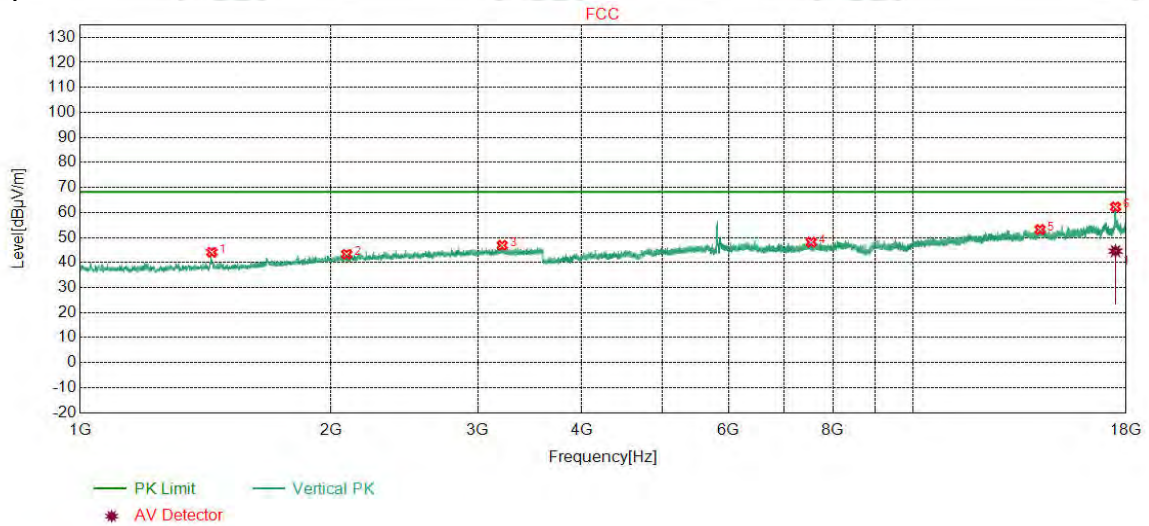
NO	Freq. [MHz]	Ant Factor [dB]	Cable loss [dB]	Pream gain [dB]	Result	Polarity
1	17546.2371	42.66	12.51	-43.67	Pass	Horizontal

Final Data List

NO	Freq. [MHz]	Ant Factor [dB]	Cable Loss [dB]	AV Reading [dBµV]	AV Value [dBµV/m]	AV Limit [dBµV/m]	AV Margin [dB]	Result	Polarity
1	17546.2371	42.66	12.51	33.07	44.57	0.00	-44.57	Pass	Horizontal

Mode:	802.11 n(HT20Mbps) Transmitting	Channel:	5825
Remark:			

Test Graph



Suspected List

NO	Freq. [MHz]	Ant Factor [dB]	Cable loss [dB]	Pream gain [dB]	Reading [dBµV]	Level [dBµV/m]	Limit [dBµV/m]	Margin [dB]	Result	Polarity
1	1438.9439	28.34	2.97	-42.67	55.47	44.11	68.20	24.09	Pass	Vertical
2	2088.5589	31.82	3.66	-42.57	50.44	43.35	68.20	24.85	Pass	Vertical
3	3210.1210	33.28	4.78	-41.99	50.79	46.86	68.20	21.34	Pass	Vertical
4	7539.6693	36.58	6.43	-40.78	45.91	48.14	68.20	20.06	Pass	Vertical
5	14187.1125	39.89	9.05	-41.65	45.88	53.17	68.20	15.03	Pass	Vertical
6	17477.8652	42.68	11.93	-43.70	51.31	62.22	68.20	5.98	Pass	Vertical

Final Data List

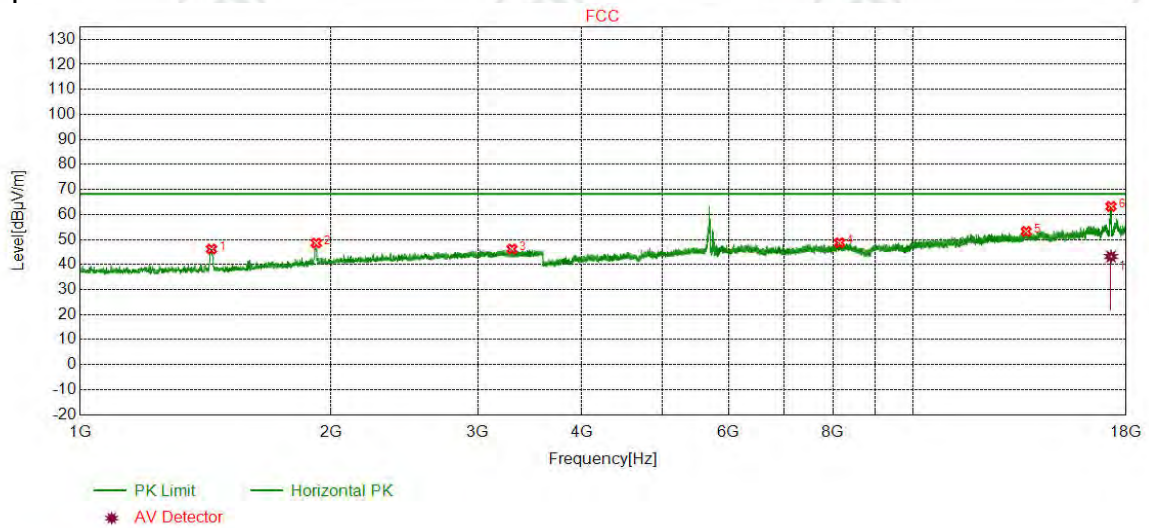
NO	Freq. [MHz]	Ant Factor [dB]	Cable loss [dB]	Pream gain [dB]	Result	Polarity
1	17477.8652	42.68	11.93	-43.70	Pass	Vertical

Final Data List

NO	Freq. [MHz]	Ant Factor [dB]	Cable Loss [dB]	AV Reading [dBµV]	AV Value [dBµV/m]	AV Limit [dBµV/m]	AV Margin [dB]	Result	Polarity
1	17477.8652	42.68	11.93	33.65	44.56	0.00	-44.56	Pass	Vertical

Mode:	802.11 n(HT40Mbps) Transmitting	Channel:	5755
Remark:			

Test Graph



Suspected List

NO	Freq. [MHz]	Ant Factor [dB]	Cable loss [dB]	Pream gain [dB]	Reading [dBµV]	Level [dBµV/m]	Limit [dBµV/m]	Margin [dB]	Result	Polarity
1	1437.8438	28.34	2.97	-42.68	57.55	46.18	68.20	22.02	Pass	Horizontal
2	1920.2420	31.17	3.56	-42.64	56.50	48.59	68.20	19.61	Pass	Horizontal
3	3298.1298	33.32	4.71	-41.94	50.11	46.20	68.20	22.00	Pass	Horizontal
4	8152.2768	36.46	6.42	-40.87	46.70	48.71	68.20	19.49	Pass	Horizontal
5	13653.4769	39.49	8.53	-41.19	46.39	53.22	68.20	14.98	Pass	Horizontal
6	17258.5839	42.46	11.23	-43.49	53.00	63.20	68.20	5.00	Pass	Horizontal

Final Data List

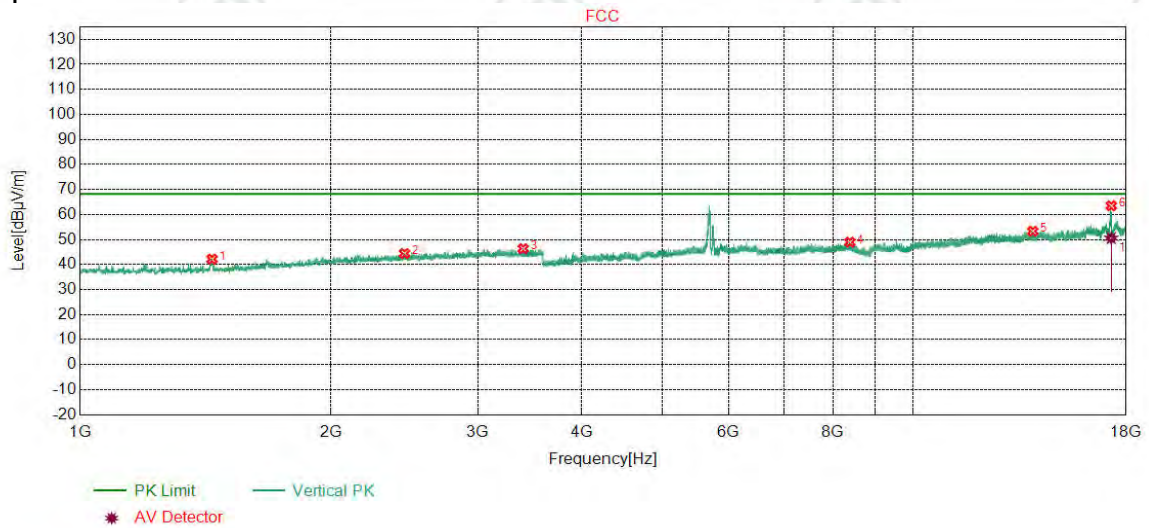
NO	Freq. [MHz]	Ant Factor [dB]	Cable loss [dB]	Pream gain [dB]	Result	Polarity
1	17258.5839	42.46	11.23	-43.49	Pass	Horizontal

Final Data List

NO	Freq. [MHz]	Ant Factor [dB]	Cable Loss [dB]	AV Reading [dBµV]	AV Value [dBµV/m]	AV Limit [dBµV/m]	AV Margin [dB]	Result	Polarity
1	17258.5839	42.46	11.23	32.98	43.18	0.00	-43.18	Pass	Horizontal

Mode:	802.11 n(HT40Mbps) Transmitting	Channel:	5755
Remark:			

Test Graph



Suspected List

NO	Freq. [MHz]	Ant Factor [dB]	Cable loss [dB]	Pream gain [dB]	Reading [dBµV]	Level [dBµV/m]	Limit [dBµV/m]	Margin [dB]	Result	Polarity
1	1440.0440	28.34	2.97	-42.67	53.51	42.15	68.20	26.05	Pass	Vertical
2	2450.4951	32.33	4.02	-42.41	50.49	44.43	68.20	23.77	Pass	Vertical
3	3400.9901	33.36	4.82	-41.88	50.04	46.34	68.20	21.86	Pass	Vertical
4	8388.4259	36.56	6.67	-40.66	46.37	48.94	68.20	19.26	Pass	Vertical
5	13904.1936	39.64	9.05	-41.25	45.87	53.31	68.20	14.89	Pass	Vertical
6	17271.6181	42.47	11.30	-43.51	53.21	63.47	68.20	4.73	Pass	Vertical

Final Data List

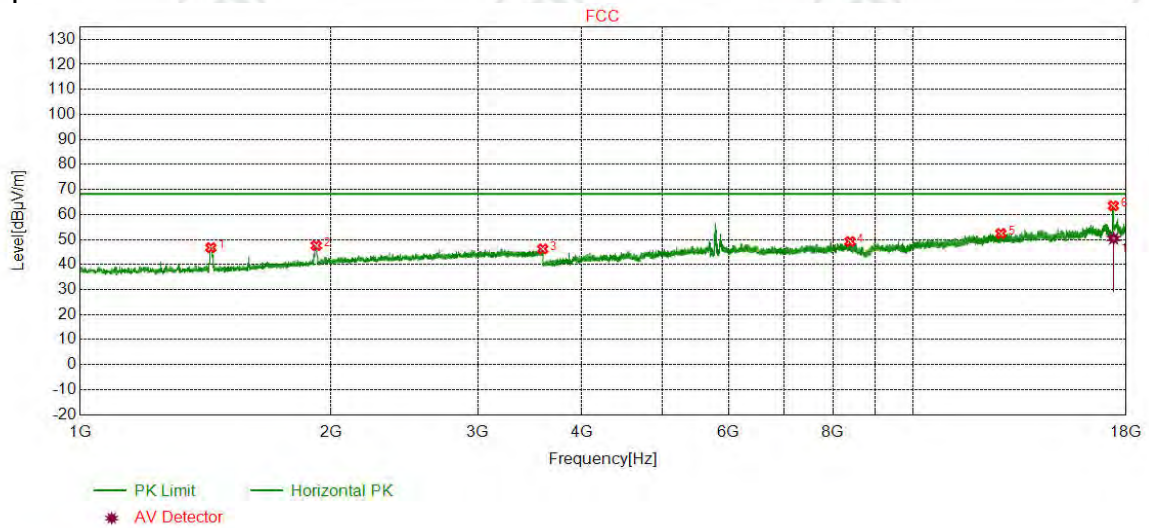
NO	Freq. [MHz]	Ant Factor [dB]	Cable loss [dB]	Pream gain [dB]	Result	Polarity
1	17270.2364	42.47	11.29	-43.50	Pass	Vertical

Final Data List

NO	Freq. [MHz]	Ant Factor [dB]	Cable Loss [dB]	AV Reading [dBµV]	AV Value [dBµV/m]	AV Limit [dBµV/m]	AV Margin [dB]	Result	Polarity
1	17270.2364	42.47	11.29	40.27	50.53	0.00	-50.53	Pass	Vertical

Mode:	802.11 n(HT40Mbps) Transmitting	Channel:	5795
Remark:			

Test Graph



Suspected List

NO	Freq. [MHz]	Ant Factor [dB]	Cable loss [dB]	Pream gain [dB]	Reading [dBµV]	Level [dBµV/m]	Limit [dBµV/m]	Margin [dB]	Result	Polarity
1	1435.6436	28.34	2.97	-42.68	58.10	46.73	68.20	21.47	Pass	Horizontal
2	1920.2420	31.17	3.56	-42.64	55.48	47.57	68.20	20.63	Pass	Horizontal
3	3590.7591	33.47	5.14	-41.63	49.26	46.24	68.20	21.96	Pass	Horizontal
4	8390.7260	36.56	6.68	-40.66	46.61	49.19	68.20	19.01	Pass	Horizontal
5	12731.8821	39.60	8.00	-41.39	46.20	52.41	68.20	15.79	Pass	Horizontal
6	17370.5247	42.57	10.99	-43.60	53.53	63.49	68.20	4.71	Pass	Horizontal

Final Data List

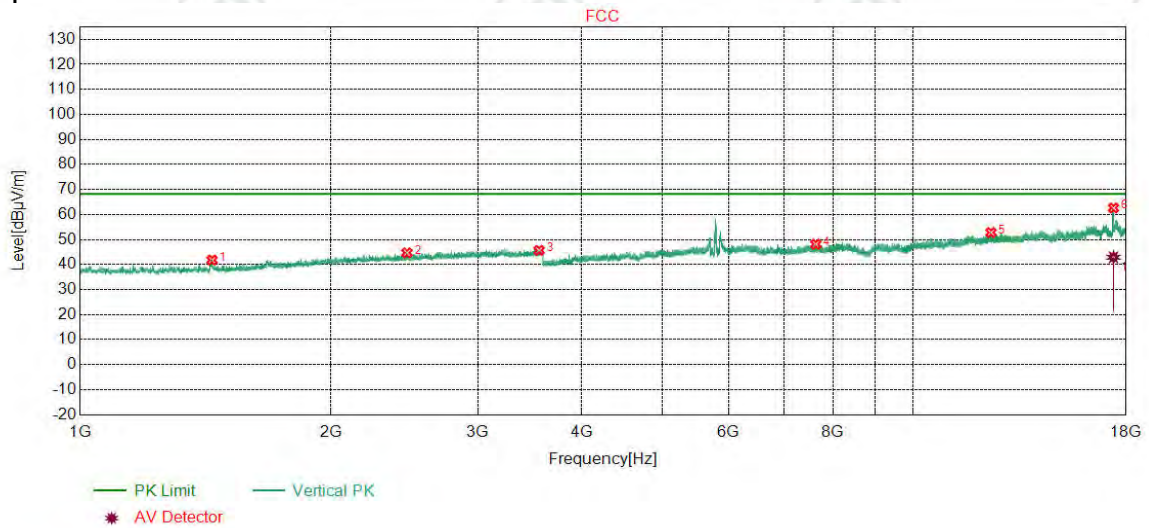
NO	Freq. [MHz]	Ant Factor [dB]	Cable loss [dB]	Pream gain [dB]	Result	Polarity
1	17387.5478	42.59	10.95	-43.61	Pass	Horizontal

Final Data List

NO	Freq. [MHz]	Ant Factor [dB]	Cable Loss [dB]	AV Reading [dBµV]	AV Value [dBµV/m]	AV Limit [dBµV/m]	AV Margin [dB]	Result	Polarity
1	17387.5478	42.59	10.95	40.46	50.39	0.00	-50.39	Pass	Horizontal

Mode:	802.11 n(HT40Mbps) Transmitting	Channel:	5795
Remark:			

Test Graph



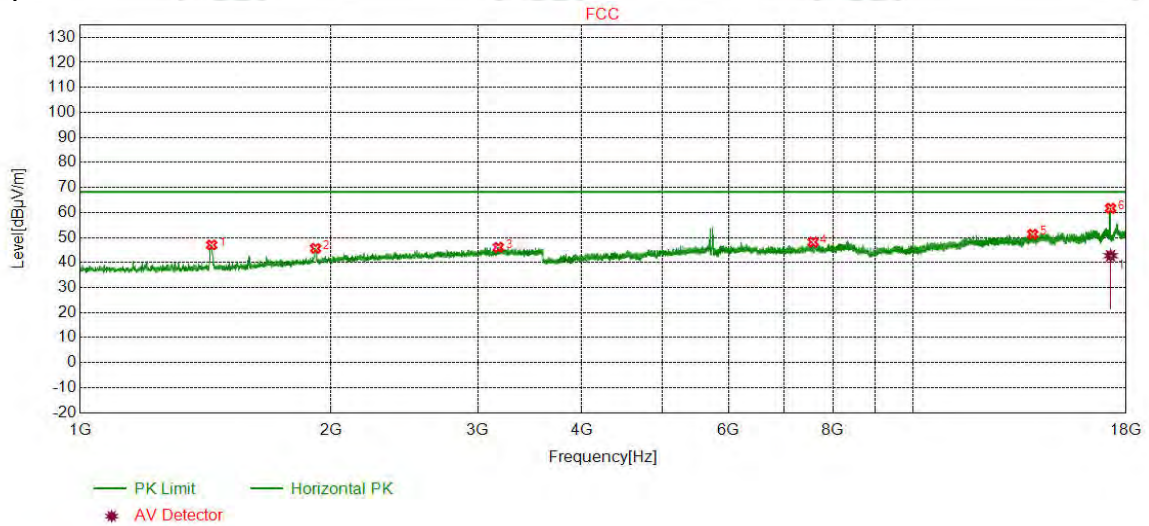
Suspected List										
NO	Freq. [MHz]	Ant Factor [dB]	Cable loss [dB]	Pream gain [dB]	Reading [dBµV]	Level [dBµV/m]	Limit [dBµV/m]	Magin [dB]	Result	Polarity
1	1440.0440	28.34	2.97	-42.67	53.16	41.80	68.20	26.40	Pass	Vertical
2	2467.5468	32.35	4.07	-42.40	50.66	44.68	68.20	23.52	Pass	Vertical
3	3554.4554	33.44	5.10	-41.70	48.82	45.66	68.20	22.54	Pass	Vertical
4	7637.0425	36.55	6.38	-40.83	46.01	48.11	68.20	20.09	Pass	Vertical
5	12389.9260	39.53	7.93	-41.12	46.45	52.79	68.20	15.41	Pass	Vertical
6	17379.7253	42.58	10.97	-43.61	52.66	62.60	68.20	5.60	Pass	Vertical

Final Data List						
NO	Freq. [MHz]	Ant Factor [dB]	Cable loss [dB]	Pream gain [dB]	Result	Polarity
1	17379.7253	42.58	10.97	-43.61	Pass	Vertical

Final Data List									
NO	Freq. [MHz]	Ant Factor [dB]	Cable Loss [dB]	AV Reading [dBµV]	AV Value [dBµV/m]	AV Limit [dBµV/m]	AV Margin [dB]	Result	Polarity
1	17379.7253	42.58	10.97	32.95	42.89	0.00	-42.89	Pass	Vertical

Mode:	802.11 ac(VHT20Mbps) Transmitting	Channel:	5745
Remark:			

Test Graph



Suspected List

NO	Freq. [MHz]	Ant Factor [dB]	Cable loss [dB]	Pream gain [dB]	Reading [dBµV]	Level [dBµV/m]	Limit [dBµV/m]	Margin [dB]	Result	Polarity
1	1438.3938	28.34	2.97	-42.67	58.36	47.00	68.20	21.20	Pass	Horizontal
2	1916.9417	31.15	3.55	-42.65	53.61	45.66	68.20	22.54	Pass	Horizontal
3	3175.4675	33.27	4.67	-42.01	50.15	46.08	68.20	22.12	Pass	Horizontal
4	7578.7719	36.57	6.60	-40.81	45.82	48.18	68.20	20.02	Pass	Horizontal
5	13900.3600	39.64	9.07	-41.26	43.87	51.32	68.20	16.88	Pass	Horizontal
6	17237.8825	42.44	11.22	-43.48	51.52	61.70	68.20	6.50	Pass	Horizontal

Final Data List

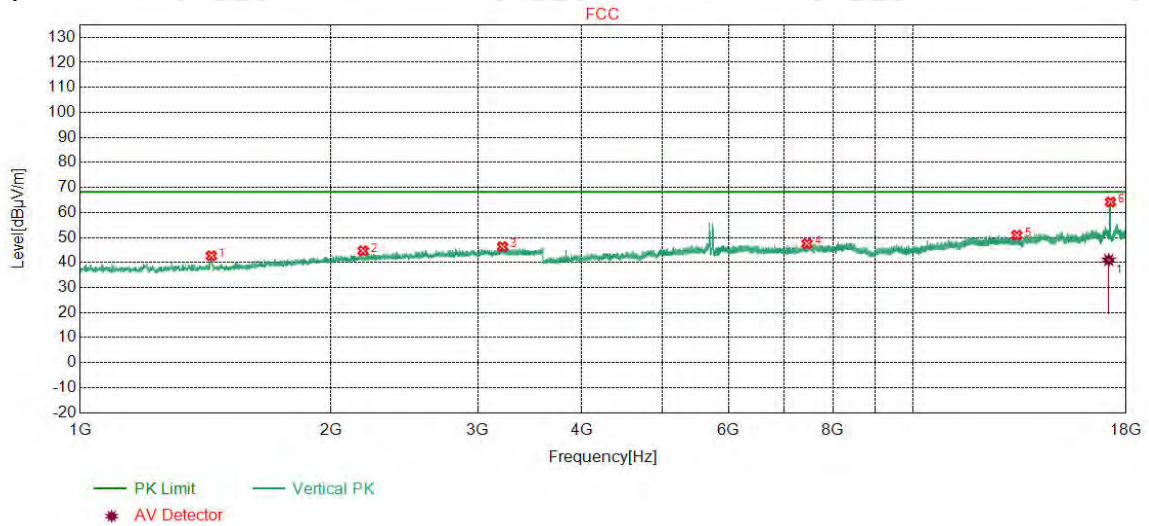
NO	Freq. [MHz]	Ant Factor [dB]	Cable loss [dB]	Pream gain [dB]	Result	Polarity
1	17237.8825	42.44	11.22	-43.48	Pass	Horizontal

Final Data List

NO	Freq. [MHz]	Ant Factor [dB]	Cable Loss [dB]	AV Reading [dBµV]	AV Value [dBµV/m]	AV Limit [dBµV/m]	AV Margin [dB]	Result	Polarity
1	17237.8825	42.44	11.22	32.55	42.73	0.00	-42.73	Pass	Horizontal

Mode:	802.11 ac(VHT20Mbps) Transmitting	Channel:	5745
Remark:			

Test Graph



Suspected List

NO	Freq. [MHz]	Ant Factor [dB]	Cable loss [dB]	Pream gain [dB]	Reading [dBµV]	Level [dBµV/m]	Limit [dBµV/m]	Margin [dB]	Result	Polarity
1	1437.2937	28.34	2.97	-42.68	54.07	42.70	68.20	25.50	Pass	Vertical
2	2185.3685	31.96	3.82	-42.53	51.41	44.66	68.20	23.54	Pass	Vertical
3	3212.8713	33.29	4.80	-41.99	50.23	46.33	68.20	21.87	Pass	Vertical
4	7453.0302	36.55	6.49	-40.80	45.31	47.55	68.20	20.65	Pass	Vertical
5	13306.1537	39.48	8.55	-41.38	44.26	50.91	68.20	17.29	Pass	Vertical
6	17234.0489	42.43	11.23	-43.47	54.01	64.20	68.20	4.00	Pass	Vertical

Final Data List

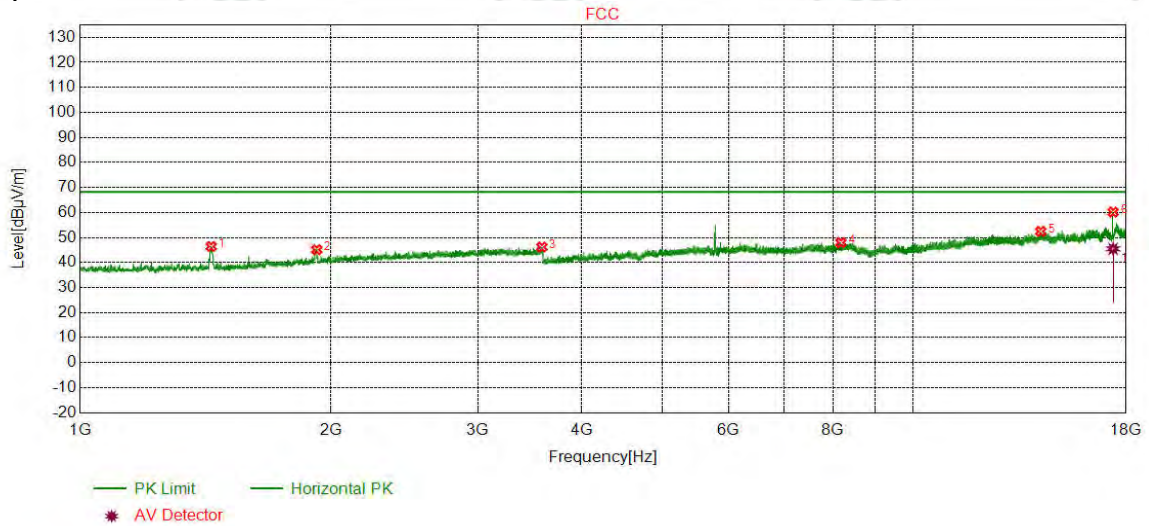
NO	Freq. [MHz]	Ant Factor [dB]	Cable loss [dB]	Pream gain [dB]	Result	Polarity
1	17147.8787	42.35	11.00	-43.39	Pass	Vertical

Final Data List

NO	Freq. [MHz]	Ant Factor [dB]	Cable Loss [dB]	AV Reading [dBµV]	AV Value [dBµV/m]	AV Limit [dBµV/m]	AV Margin [dB]	Result	Polarity
1	17147.8787	42.35	11.00	31.00	40.96	0.00	-40.96	Pass	Vertical

Mode:	802.11 ac(VHT20Mbps) Transmitting	Channel:	5785
Remark:			

Test Graph



Suspected List

NO	Freq. [MHz]	Ant Factor [dB]	Cable loss [dB]	Pream gain [dB]	Reading [dBµV]	Level [dBµV/m]	Limit [dBµV/m]	Margin [dB]	Result	Polarity
1	1436.7437	28.34	2.97	-42.68	57.80	46.43	68.20	21.77	Pass	Horizontal
2	1922.9923	31.19	3.57	-42.65	53.03	45.14	68.20	23.06	Pass	Horizontal
3	3581.9582	33.47	5.13	-41.65	49.25	46.20	68.20	22.00	Pass	Horizontal
4	8183.7122	36.47	6.51	-40.83	45.81	47.96	68.20	20.24	Pass	Horizontal
5	14214.7143	39.91	9.10	-41.70	45.15	52.46	68.20	15.74	Pass	Horizontal
6	17359.0239	42.56	11.02	-43.59	50.17	60.16	68.20	8.04	Pass	Horizontal

Final Data List

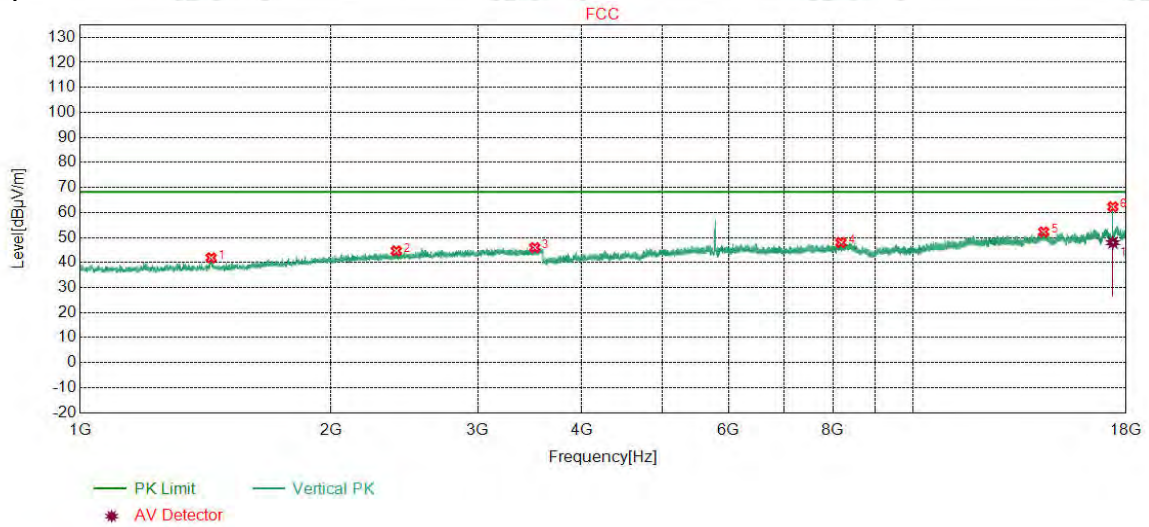
NO	Freq. [MHz]	Ant Factor [dB]	Cable loss [dB]	Pream gain [dB]	Result	Polarity
1	17359.0239	42.56	11.02	-43.59	Pass	Horizontal

Final Data List

NO	Freq. [MHz]	Ant Factor [dB]	Cable Loss [dB]	AV Reading [dBµV]	AV Value [dBµV/m]	AV Limit [dBµV/m]	AV Margin [dB]	Result	Polarity
1	17359.0239	42.56	11.02	35.48	45.47	0.00	-45.47	Pass	Horizontal

Mode:	802.11 ac(VHT20Mbps) Transmitting	Channel:	5785
Remark:			

Test Graph



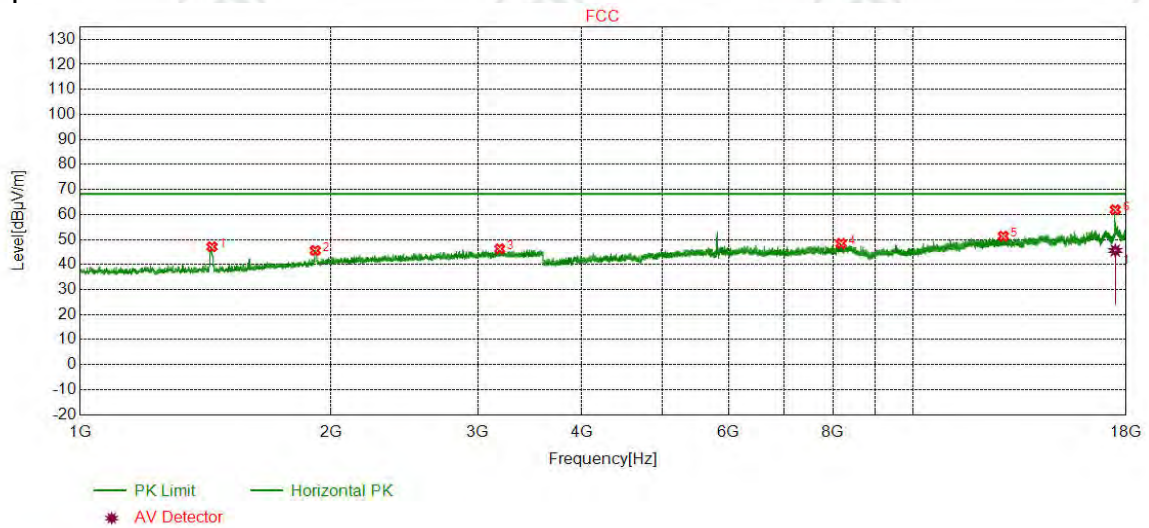
Suspected List										
NO	Freq. [MHz]	Ant Factor [dB]	Cable loss [dB]	Pream gain [dB]	Reading [dBµV]	Level [dBµV/m]	Limit [dBµV/m]	Magin [dB]	Result	Polarity
1	1436.7437	28.34	2.97	-42.68	53.26	41.89	68.20	26.31	Pass	Vertical
2	2395.4895	32.25	4.00	-42.43	50.85	44.67	68.20	23.53	Pass	Vertical
3	3512.1012	33.41	4.93	-41.79	49.42	45.97	68.20	22.23	Pass	Vertical
4	8182.9455	36.47	6.51	-40.84	45.87	48.01	68.20	20.19	Pass	Vertical
5	14328.9553	40.03	8.89	-41.92	45.25	52.25	68.20	15.95	Pass	Vertical
6	17347.5232	42.55	11.06	-43.58	52.25	62.28	68.20	5.92	Pass	Vertical

Final Data List						
NO	Freq. [MHz]	Ant Factor [dB]	Cable loss [dB]	Pream gain [dB]	Result	Polarity
1	17347.1762	42.55	11.06	-43.58	Pass	Vertical

Final Data List									
NO	Freq. [MHz]	Ant Factor [dB]	Cable Loss [dB]	AV Reading [dBµV]	AV Value [dBµV/m]	AV Limit [dBµV/m]	AV Margin [dB]	Result	Polarity
1	17347.1762	42.55	11.06	37.91	47.94	0.00	-47.94	Pass	Vertical

Mode:	802.11 ac(VHT20Mbps) Transmitting	Channel:	5825
Remark:			

Test Graph



Suspected List

NO	Freq. [MHz]	Ant Factor [dB]	Cable loss [dB]	Pream gain [dB]	Reading [dBµV]	Level [dBµV/m]	Limit [dBµV/m]	Margin [dB]	Result	Polarity
1	1439.4939	28.34	2.97	-42.67	58.45	47.09	68.20	21.11	Pass	Horizontal
2	1915.2915	31.14	3.55	-42.65	53.57	45.61	68.20	22.59	Pass	Horizontal
3	3187.5688	33.28	4.69	-42.01	50.31	46.27	68.20	21.93	Pass	Horizontal
4	8186.7791	36.47	6.52	-40.83	46.26	48.42	68.20	19.78	Pass	Horizontal
5	12816.9878	39.60	8.03	-41.51	45.21	51.33	68.20	16.87	Pass	Horizontal
6	17466.3644	42.67	11.78	-43.70	51.15	61.90	68.20	6.30	Pass	Horizontal

Final Data List

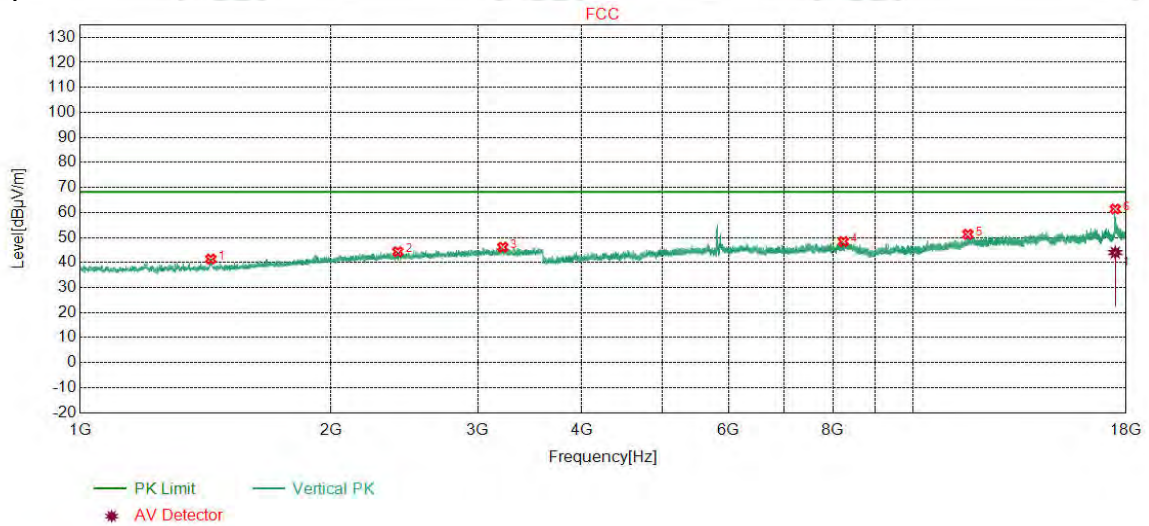
NO	Freq. [MHz]	Ant Factor [dB]	Cable loss [dB]	Pream gain [dB]	Result	Polarity
1	17465.8404	42.67	11.77	-43.69	Pass	Horizontal

Final Data List

NO	Freq. [MHz]	Ant Factor [dB]	Cable Loss [dB]	AV Reading [dBµV]	AV Value [dBµV/m]	AV Limit [dBµV/m]	AV Margin [dB]	Result	Polarity
1	17465.8404	42.67	11.77	34.86	45.61	0.00	-45.61	Pass	Horizontal

Mode:	802.11 ac(VHT20Mbps) Transmitting	Channel:	5825
Remark:			

Test Graph



Suspected List

NO	Freq. [MHz]	Ant Factor [dB]	Cable loss [dB]	Pream gain [dB]	Reading [dBµV]	Level [dBµV/m]	Limit [dBµV/m]	Margin [dB]	Result	Polarity
1	1435.0935	28.34	2.97	-42.68	52.75	41.38	68.20	26.82	Pass	Vertical
2	2405.9406	32.27	4.00	-42.43	50.49	44.33	68.20	23.87	Pass	Vertical
3	3215.0715	33.29	4.82	-42.00	50.02	46.13	68.20	22.07	Pass	Vertical
4	8239.6826	36.50	6.45	-40.79	46.22	48.38	68.20	19.82	Pass	Vertical
5	11621.6748	39.00	7.65	-41.34	45.98	51.29	68.20	16.91	Pass	Vertical
6	17464.0643	42.66	11.75	-43.69	50.66	61.38	68.20	6.82	Pass	Vertical

Final Data List

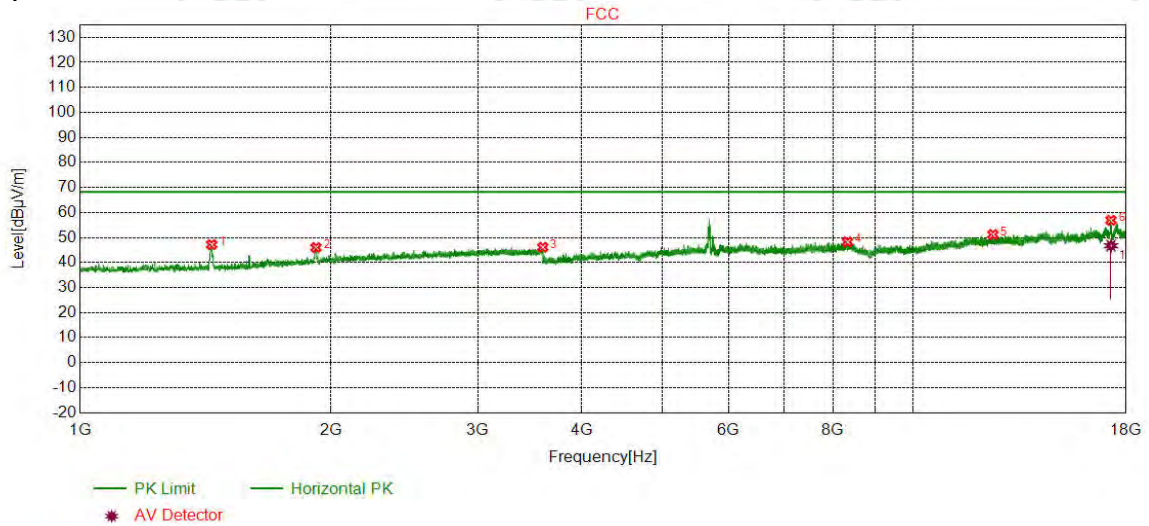
NO	Freq. [MHz]	Ant Factor [dB]	Cable loss [dB]	Pream gain [dB]	Result	Polarity
1	17464.0643	42.66	11.75	-43.69	Pass	Vertical

Final Data List

NO	Freq. [MHz]	Ant Factor [dB]	Cable Loss [dB]	AV Reading [dBµV]	AV Value [dBµV/m]	AV Limit [dBµV/m]	AV Margin [dB]	Result	Polarity
1	17464.0643	42.66	11.75	33.25	43.97	0.00	-43.97	Pass	Vertical

Mode:	802.11 ac(VHT40Mbps) Transmitting	Channel:	5755
Remark:			

Test Graph



Suspected List

NO	Freq. [MHz]	Ant Factor [dB]	Cable loss [dB]	Pream gain [dB]	Reading [dBµV]	Level [dBµV/m]	Limit [dBµV/m]	Margin [dB]	Result	Polarity
1	1438.3938	28.34	2.97	-42.67	58.54	47.18	68.20	21.02	Pass	Horizontal
2	1919.1419	31.17	3.56	-42.65	53.89	45.97	68.20	22.23	Pass	Horizontal
3	3590.7591	33.47	5.14	-41.63	49.12	46.10	68.20	22.10	Pass	Horizontal
4	8332.4555	36.53	6.55	-40.71	45.85	48.22	68.20	19.98	Pass	Horizontal
5	12456.6304	39.57	7.92	-41.11	44.81	51.19	68.20	17.01	Pass	Horizontal
6	17257.8172	42.46	11.23	-43.50	46.70	56.89	68.20	11.31	Pass	Horizontal

Final Data List

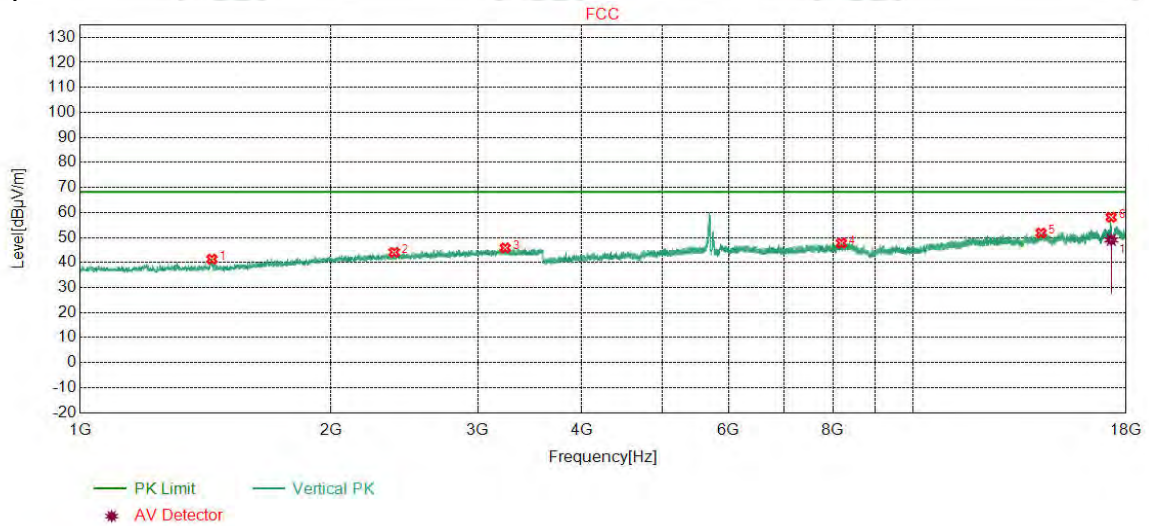
NO	Freq. [MHz]	Ant Factor [dB]	Cable loss [dB]	Pream gain [dB]	Result	Polarity
1	17257.8172	42.46	11.23	-43.50	Pass	Horizontal

Final Data List

NO	Freq. [MHz]	Ant Factor [dB]	Cable Loss [dB]	AV Reading [dBµV]	AV Value [dBµV/m]	AV Limit [dBµV/m]	AV Margin [dB]	Result	Polarity
1	17257.8172	42.46	11.23	36.52	46.71	0.00	-46.71	Pass	Horizontal

Mode:	802.11 ac(VHT40Mbps) Transmitting	Channel:	5755
Remark:			

Test Graph



Suspected List

NO	Freq. [MHz]	Ant Factor [dB]	Cable loss [dB]	Pream gain [dB]	Reading [dBµV]	Level [dBµV/m]	Limit [dBµV/m]	Magin [dB]	Result	Polarity
1	1439.4939	28.34	2.97	-42.67	52.69	41.33	68.20	26.87	Pass	Vertical
2	2381.7382	32.23	4.00	-42.44	50.29	44.08	68.20	24.12	Pass	Vertical
3	3237.0737	33.29	4.98	-41.98	49.56	45.85	68.20	22.35	Pass	Vertical
4	8195.2130	36.48	6.55	-40.83	45.55	47.75	68.20	20.45	Pass	Vertical
5	14228.5152	39.93	9.17	-41.73	44.44	51.81	68.20	16.39	Pass	Vertical
6	17267.7845	42.47	11.28	-43.51	47.87	58.11	68.20	10.09	Pass	Vertical

Final Data List

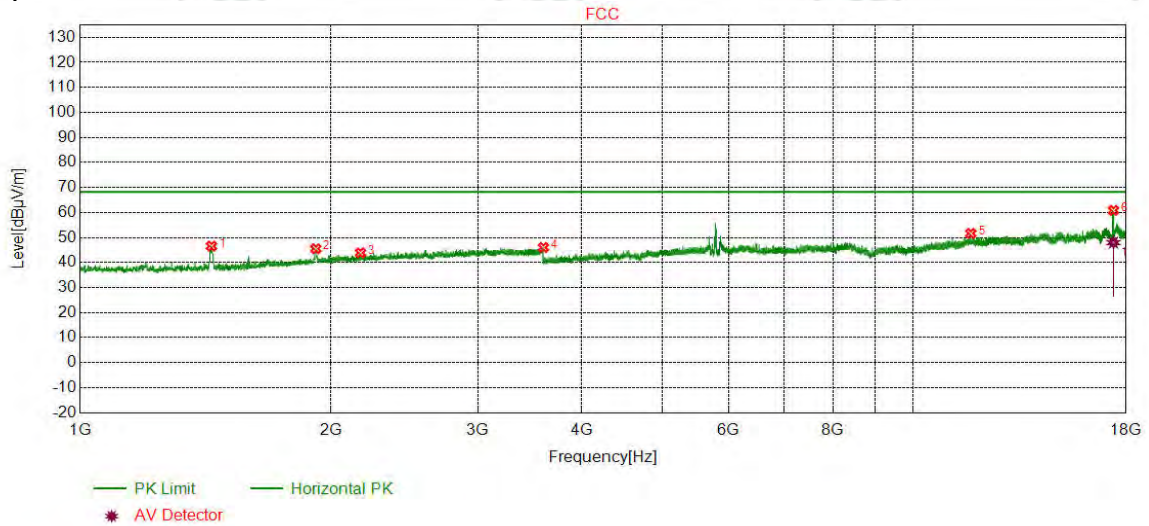
NO	Freq. [MHz]	Ant Factor [dB]	Cable loss [dB]	Pream gain [dB]	Result	Polarity
1	17270.3747	42.47	11.29	-43.50	Pass	Vertical

Final Data List

NO	Freq. [MHz]	Ant Factor [dB]	Cable Loss [dB]	AV Reading [dBµV]	AV Value [dBµV/m]	AV Limit [dBµV/m]	AV Margin [dB]	Result	Polarity
1	17270.3747	42.47	11.29	38.77	49.03	0.00	-49.03	Pass	Vertical

Mode:	802.11 ac(VHT40Mbps) Transmitting	Channel:	5795
Remark:			

Test Graph



Suspected List

NO	Freq. [MHz]	Ant Factor [dB]	Cable loss [dB]	Pream gain [dB]	Reading [dBµV]	Level [dBµV/m]	Limit [dBµV/m]	Margin [dB]	Result	Polarity
1	1437.8438	28.34	2.97	-42.68	57.94	46.57	68.20	21.63	Pass	Horizontal
2	1918.0418	31.16	3.56	-42.65	53.43	45.50	68.20	22.70	Pass	Horizontal
3	2169.9670	31.94	3.78	-42.54	50.68	43.86	68.20	24.34	Pass	Horizontal
4	3596.8097	33.48	5.15	-41.62	48.99	46.00	68.20	22.20	Pass	Horizontal
5	11716.7478	39.07	7.45	-41.31	46.41	51.62	68.20	16.58	Pass	Horizontal
6	17377.4252	42.58	10.97	-43.60	50.90	60.85	68.20	7.35	Pass	Horizontal

Final Data List

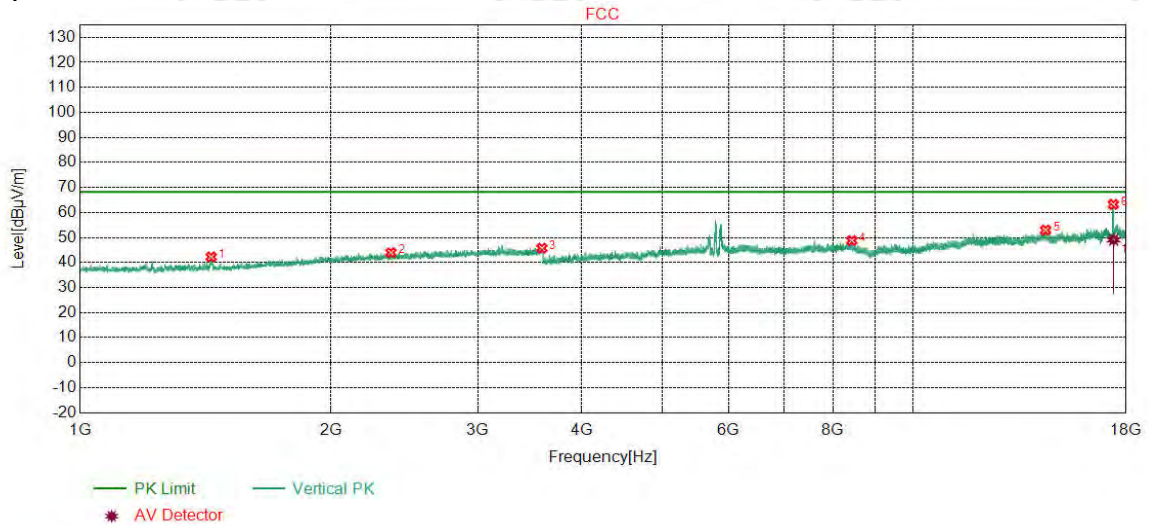
NO	Freq. [MHz]	Ant Factor [dB]	Cable loss [dB]	Pream gain [dB]	Result	Polarity
1	17377.4252	42.58	10.97	-43.60	Pass	Horizontal

Final Data List

NO	Freq. [MHz]	Ant Factor [dB]	Cable Loss [dB]	AV Reading [dBµV]	AV Value [dBµV/m]	AV Limit [dBµV/m]	AV Margin [dB]	Result	Polarity
1	17377.4252	42.58	10.97	38.01	47.96	0.00	-47.96	Pass	Horizontal

Mode:	802.11 ac(VHT40Mbps) Transmitting	Channel:	5795
Remark:			

Test Graph



Suspected List

NO	Freq. [MHz]	Ant Factor [dB]	Cable loss [dB]	Pream gain [dB]	Reading [dBµV]	Level [dBµV/m]	Limit [dBµV/m]	Margin [dB]	Result	Polarity
1	1436.7437	28.34	2.97	-42.68	53.62	42.25	68.20	25.95	Pass	Vertical
2	2360.2860	32.20	4.00	-42.45	50.18	43.93	68.20	24.27	Pass	Vertical
3	3582.5083	33.47	5.13	-41.65	48.77	45.72	68.20	22.48	Pass	Vertical
4	8435.9624	36.57	6.70	-40.61	46.12	48.78	68.20	19.42	Pass	Vertical
5	14404.8603	40.10	9.24	-42.06	45.68	52.96	68.20	15.24	Pass	Vertical
6	17372.8249	42.57	10.99	-43.60	53.28	63.24	68.20	4.96	Pass	Vertical

Final Data List

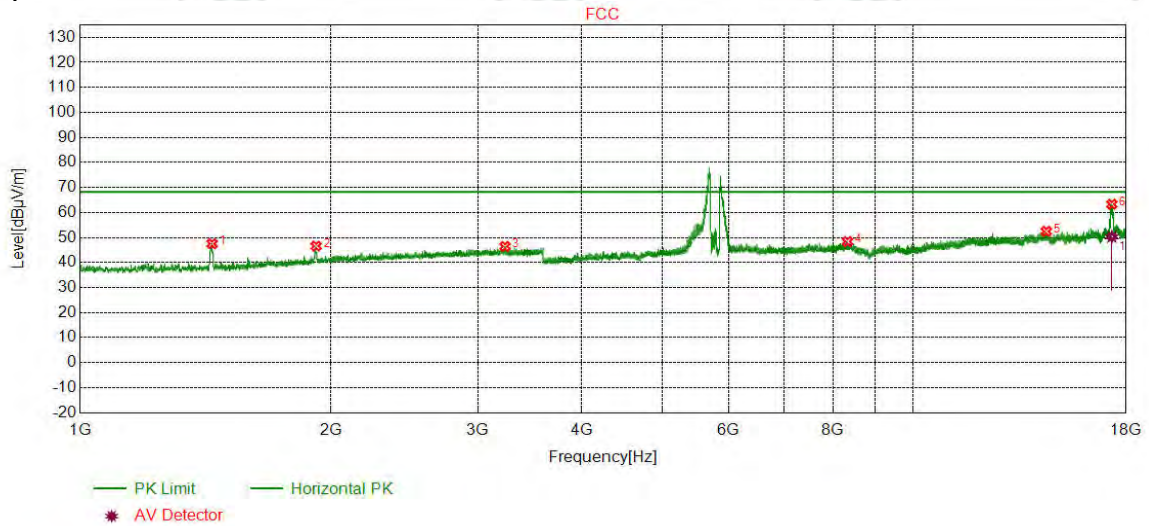
NO	Freq. [MHz]	Ant Factor [dB]	Cable loss [dB]	Pream gain [dB]	Result	Polarity
1	17387.5918	42.59	10.95	-43.61	Pass	Vertical

Final Data List

NO	Freq. [MHz]	Ant Factor [dB]	Cable Loss [dB]	AV Reading [dBµV]	AV Value [dBµV/m]	AV Limit [dBµV/m]	AV Margin [dB]	Result	Polarity
1	17387.5918	42.59	10.95	39.12	49.05	0.00	-49.05	Pass	Vertical

Mode:	802.11 ac(VHT80Mbps) Transmitting	Channel:	5775
Remark:			

Test Graph



Suspected List

NO	Freq. [MHz]	Ant Factor [dB]	Cable loss [dB]	Pream gain [dB]	Reading [dBµV]	Level [dBµV/m]	Limit [dBµV/m]	Magin [dB]	Result	Polarity
1	1440.0440	28.34	2.97	-42.67	58.87	47.51	68.20	20.69	Pass	Horizontal
2	1919.6920	31.17	3.56	-42.65	54.50	46.58	68.20	21.62	Pass	Horizontal
3	3235.4235	33.29	4.97	-41.98	50.15	46.43	68.20	21.77	Pass	Horizontal
4	8334.7557	36.53	6.55	-40.70	46.02	48.40	68.20	19.80	Pass	Horizontal
5	14435.5290	40.14	9.46	-42.14	45.01	52.47	68.20	15.73	Pass	Horizontal
6	17300.7534	42.50	11.43	-43.53	52.90	63.30	68.20	4.90	Pass	Horizontal

Final Data List

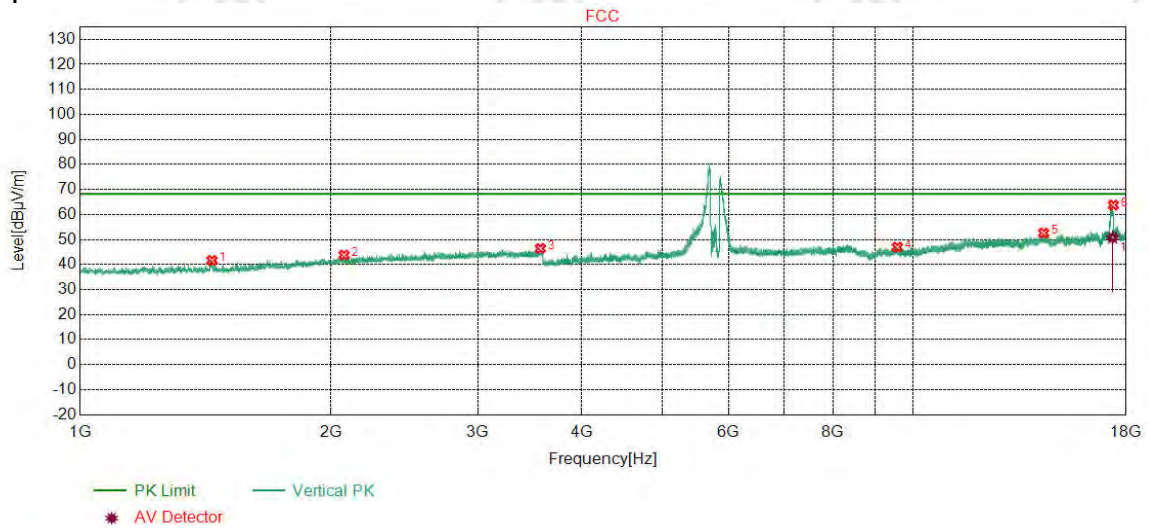
NO	Freq. [MHz]	Ant Factor [dB]	Cable loss [dB]	Pream gain [dB]	Result	Polarity
1	17300.7534	42.50	11.43	-43.53	Pass	Horizontal

Final Data List

NO	Freq. [MHz]	Ant Factor [dB]	Cable Loss [dB]	AV Reading [dBµV]	AV Value [dBµV/m]	AV Limit [dBµV/m]	AV Margin [dB]	Result	Polarity
1	17300.7534	42.50	11.43	39.89	50.29	0.00	-50.29	Pass	Horizontal

Mode:	802.11 ac(VHT80Mbps) Transmitting	Channel:	5775
Remark:			

Test Graph



Suspected List

NO	Freq. [MHz]	Ant Factor [dB]	Cable loss [dB]	Pream gain [dB]	Reading [dBµV]	Level [dBµV/m]	Limit [dBµV/m]	Magin [dB]	Result	Polarity
1	1439.4939	28.34	2.97	-42.67	53.00	41.64	68.20	26.56	Pass	Vertical
2	2073.7074	31.80	3.65	-42.57	50.91	43.79	68.20	24.41	Pass	Vertical
3	3567.1067	33.45	5.12	-41.68	49.54	46.43	68.20	21.77	Pass	Vertical
4	9564.5710	37.63	6.80	-40.81	43.32	46.94	68.20	21.26	Pass	Vertical
5	14328.9553	40.03	8.89	-41.92	45.59	52.59	68.20	15.61	Pass	Vertical
6	17372.8249	42.57	10.99	-43.60	53.79	63.75	68.20	4.45	Pass	Vertical

Final Data List

NO	Freq. [MHz]	Ant Factor [dB]	Cable loss [dB]	Pream gain [dB]	Result	Polarity
1	17337.2649	42.54	11.14	-43.57	Pass	Vertical

Final Data List

NO	Freq. [MHz]	Ant Factor [dB]	Cable Loss [dB]	AV Reading [dBµV]	AV Value [dBµV/m]	AV Limit [dBµV/m]	AV Margin [dB]	Result	Polarity
1	17337.2649	42.54	11.14	40.61	50.72	0.00	-50.72	Pass	Vertical

Test Data:

For the all emission,out-of-band emission that complies with both the peak and average limits of § 15.209 is not required to satisfy the -27 dBm/MHz or -17 dBm/MHz maximum emission limit. Refer to test item“Unwanted Emissions in the Restricted Bands (Radiated Emission)” test result.

Note:

1) The field strength is calculated by adding the Antenna Factor, Cable Factor & Preamplifier. The basic equation with a sample calculation is as follows:

Final Test Level =Receiver Reading - Correct Factor

Final Test Level =Receiver Reading - Correct Factor

Correct Factor = Preamplifier Factor– Antenna Factor–Cable Factor

2) Scan from 1GHz to 25GHz, the disturbance above 13GHz was very low, and the above harmonics were the highest point could be found when testing, so only the above harmonics had been displayed. The amplitude of spurious emissions from the radiator which are attenuated more than 20dB below the limit need not be reported.

Appendix L) Dynamic Frequency Selection

Test Limit

FCC according to §15.407 (h), KDB 905462 D02 "compliance measurement procedures for unlicensed-national information infrastructure devices operating in the 5250-5350 MHz and 5470-5725 MHz bands incorporating dynamic frequency selection". and KDB 905462 D03 " U-NII client devices without radar detection capability.

IC according RSS-247 section 6.3, and it harmonized with FCC Part 15 DFS rules.

The EIRP refer section 4.3 output power measurement in this report.

Table 1: Applicability of DFS requirements prior to use of a channel

Requirement	Operational Mode		
	Master	Client (without radar detection)	Client(with radar detection)
Non-Occupancy Period	Yes	Not required	Yes
DFS Detection Threshold	Yes	Not required	Yes
Channel Availability Check Time	Yes	Not required	Not required
U-NII Detection Bandwidth	Yes	Not required	Yes

Table 2: Applicability of DFS requirements during normal operation

Requirement	Operational Mode	
	Master Device or Client with Radar Detection	Client Without Radar Detection
DFS Detection Threshold	Yes	Not required
Channel Closing Transmission Time	Yes	Yes
Channel Move Time	Yes	Yes
U-NII Detection Bandwidth	Yes	Not required

Additional requirements for devices with multiple bandwidth mods	Master Device or Client with Radar Detection	Client Without Radar Detection
U-NII Detection Bandwidth and Statistical Performance Check	All BW modes must be tested	Not required
Channel Move Time and Channel Closing Transmission Time	Test using widest BW mode available	Test using the widest BW mode available for the link
All other tests	Any single BW mode	Not required
Note: Frequencies selected for statistical performance check (Section 7.8.4) should include several frequencies within the radar detection bandwidth and frequencies near the edge of the radar detection bandwidth. For 802.11 devices it is suggested to select frequencies in each of the bonded 20 MHz channels and the channel center frequency.		

Table 3: Interference Threshold values, Master or Client incorporating In-Service

Maximum Transmit Power	Value (See Notes 1, 2, and 3)
EIRP \geq 200 milliwatt	-64 dBm
EIRP < 200 milliwatt and power spectral density < 10 dBm/MHz	-62 dBm
EIRP < 200 milliwatt that do not meet the power spectral density requirement	-64 dBm
Note 1: This is the level at the input of the receiver assuming a 0 dBi receive antenna. Note 2: Throughout these test procedures an additional 1 dB has been added to the amplitude of the test transmission waveforms to account for variations in measurement equipment. This will ensure that the test signal is at or above the detection threshold level to trigger a DFS response. Note 3: EIRP is based on the highest antenna gain. For MIMO devices refer to KDB Publication 662911 D01.	

Table 4: DFS Response requirement values

Parameter	Value
Non-occupancy period	Minimum 30 minutes
Channel Availability Check Time	60 seconds
Channel Move Time	10 seconds See Note 1.
Channel Closing Transmission Time	200 milliseconds + an aggregate of 60 milliseconds over remaining 10 second period. See Notes 1 and 2.
U-NII Detection Bandwidth	Minimum 100% of the U-NII 99% transmission power bandwidth. See Note 3.
Note 1: Channel Move Time and the Channel Closing Transmission Time should be performed with Radar Type 0. The measurement timing begins at the end of the Radar Type 0 burst. Note 2: The Channel Closing Transmission Time is comprised of 200 milliseconds starting at the beginning of the Channel Move Time plus any additional intermittent control signals required to facilitate a Channel move (an aggregate of 60 milliseconds) during the remainder of the 10 second period. The aggregate duration of control signals will not count quiet periods in between transmissions. Note 3: During the U-NII Detection Bandwidth detection test, radar type 0 should be used. For each frequency step the minimum percentage of detection is 90 percent. Measurements are performed with no data traffic.	

Table 5 – Short Pulse Radar Test Waveforms

Radar Type	Pulse Width (µsec)	PRI (µsec)	Number of Pulses	Minimum Percentage of Successful Detection	Minimum Number of Trials
0	1	1428	18	See Note 1	
1	1	Test A: 15 unique PRI values randomly selected from the list of 23 PRI values in Table 5a	$\text{Roundup} \left\{ \begin{array}{l} \left(\frac{1}{360} \right) \cdot \\ \left(\frac{19 \cdot 10^6}{\text{PRI}_{\mu\text{sec}}} \right) \end{array} \right\}$	60%	30
		Test B: 15 unique PRI values randomly selected within the range of 518-3066 µsec, with a minimum increment of 1 µsec, excluding PRI values selected in Test A			
2	1-5	150-230	23-29	60%	30
3	6-10	200-500	16-18	60%	30
4	11-20	200-500	12-16	60%	30
Aggregate (Radar Types 1-4)				80%	120
Note 1: Short Pulse Radar Type 0 should be used for the detection bandwidth test, channel move time, and channel closing time tests.					

Table 6 – Long Pulse Radar Test Signal

Radar Type	Pulse Width (µsec)	Chirp Width (MHz)	PRI (µsec)	Number of Pulses per Burst	Number of Bursts	Minimum Percentage of Successful Detection	Minimum Number of Trials
5	50-100	5-20	1000-2000	1-3	8-20	80%	30

Table 7 – Frequency Hopping Radar Test Signal

Radar Type	Pulse Width (µsec)	PRI (µsec)	Pulses per Hop	Hopping Rate (kHz)	Hopping Sequence Length (msec)	Minimum Percentage of Successful Detection	Minimum Number of Trials
6	1	333	9	0.333	300	70%	30

Test Procedure

Overview Of EUT With Respect To §15.407 (H) Requirements

The firmware installed in the EUT during testing was:

Firmware Rev: 1030.27.425.2018

The EUT operates over the 5250-5350 MHz range as a Client Device that does not have radar detection capability.

The EUT uses one transmitter connected to two 50-ohm coaxial antenna ports via a diversity switch. Only one antenna port is connected to the test system since the EUT has one antenna only.

The Slave device associated with the EUT during these tests does not have radar detection capability.

WLAN traffic is generated by streaming the video file TestFile.mp2 “6 ½ Magic Hours” from the Master to the Slave in full motion video mode using the media player with the V2.61 Codec package.

The EUT utilizes the 802.11a architecture, with a nominal channel bandwidth of 20 MHz.

The rated output power of the Master unit is < 23dBm (EIRP). Therefore the required interference threshold level is -62 dBm. After correction for antenna gain and procedural adjustments, the required conducted threshold at the antenna port is $-62 + 5 = -57$ dBm.

The calibrated conducted DFS Detection Threshold level is set to -57 dBm. The tested level is lower than the required level hence it provides margin to the limit.

Manufacturer’s Statement Regarding Uniform Channel Spreading

The end product implements an automatic channel selection feature at startup such that operation commences on channels distributed across the entire set of allowed 5GHz channels. This feature will ensure uniform spreading is achieved while avoiding non-allowed channels due to prior radar events.

TEST AND MEASUREMENT SYSTEM

System Overview

The measurement system is based on a conducted test method.

The short pulse and long pulse signal generating system utilizes the NTIA software. The Vector Signal Generator has been validated by the NTIA. The hopping signal generating system utilizes the CCS simulated hopping method and system, which has been validated by the DoD, FCC and NTIA. The software selects waveform parameters from within the bounds of the signal type on a random basis using uniform distribution.

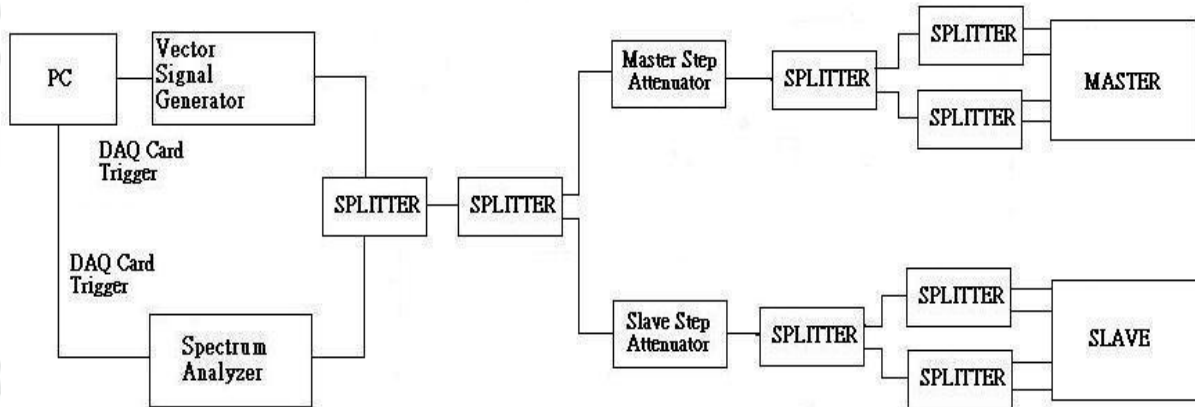
The short pulse types 2, 3 and 4, and the long pulse type 5 parameters are randomized at run-time.

The hopping type 6 pulse parameters are fixed while the hopping sequence is based on the August 2005 NTIA Hopping Frequency List. The initial starting point randomized at run-time and each subsequent starting point is incremented by 475. Each frequency in the 100-length segment is compared to the boundaries of the EUT Detection Bandwidth and the software creates a hopping burst pattern in accordance with Section 7.4.1.3 Method #2 Simulated Frequency Hopping Radar Waveform Generating Subsystem of FCC 06-96 APPENDIX. The frequency of the signal generator is incremented in 1 MHz steps from FL to FH for each successive trial. This incremental sequence is repeated as required to generate a minimum of 30 total trials and to maintain a uniform frequency distribution over the entire Detection Bandwidth.

The signal monitoring equipment consists of a spectrum analyzer set to display 8001 bins on the horizontal axis. The time-domain resolution is 2 msec / bin with a 16 second sweep time, meeting the 10 second short pulse reporting criteria. The aggregate ON time is calculated by multiplying the number of bins above a threshold during a particular observation period by the dwell time per bin, with the analyzer set to peak detection and max hold. The time-domain resolution is 3 msec / bin with a 24 second sweep time, meeting the 22 second long pulse reporting criteria and allowing a minimum of 10 seconds after the end of the long pulse waveform.

Should multiple RF ports be utilized for the Master and/or Slave devices (for example, for diversity or MIMO implementations), 50 ohm termination would be removed from the splitter so that connection can be established between splitter and the Master and/or Slave devices.

Conducted Method System Block Diagram



System Calibration

Connect the spectrum analyzer to the test system in place of the master device. Set the signal generator to CW mode. Adjust the amplitude of the signal generator to yield a measured level of -62 dBm on the spectrum analyzer.

Without changing any of the instrument settings, reconnect the spectrum analyzer to the Common port of the Spectrum Analyzer Combiner/Divider and connect a 50 ohm load to the Master Device port of the test system.

Measure the amplitude and calculate the difference from -62 dBm. Adjust the Reference Level Offset of the spectrum analyzer to this difference. Confirm that the signal is displayed at -62 dBm. Readjust the RBW and VBW to 3 MHz, set the span to 10 MHz, and confirm that the signal is still displayed at -62 dBm.

The spectrum analyzer displays the level of the signal generator as received at the antenna ports of the Master Device. The interference detection threshold may be varied from the calibrated value of -62 dBm and the spectrum analyzer will still indicate the level as received by the Master Device.

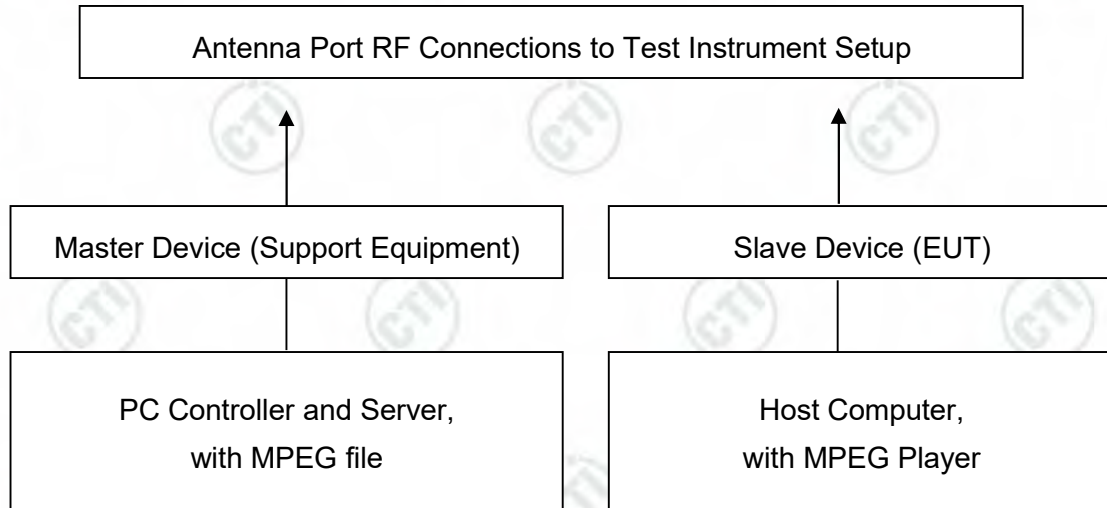
Set the signal generator to produce a radar waveform, trigger a burst manually and measure the level on the spectrum analyzer. Readjust the amplitude of the signal generator as required so that the peak level of the waveform is at a displayed level equal to the required or desired interference detection threshold. Separate signal generator amplitude settings are determined as required for each radar type.

Adjustment Of Displayed Traffic Level

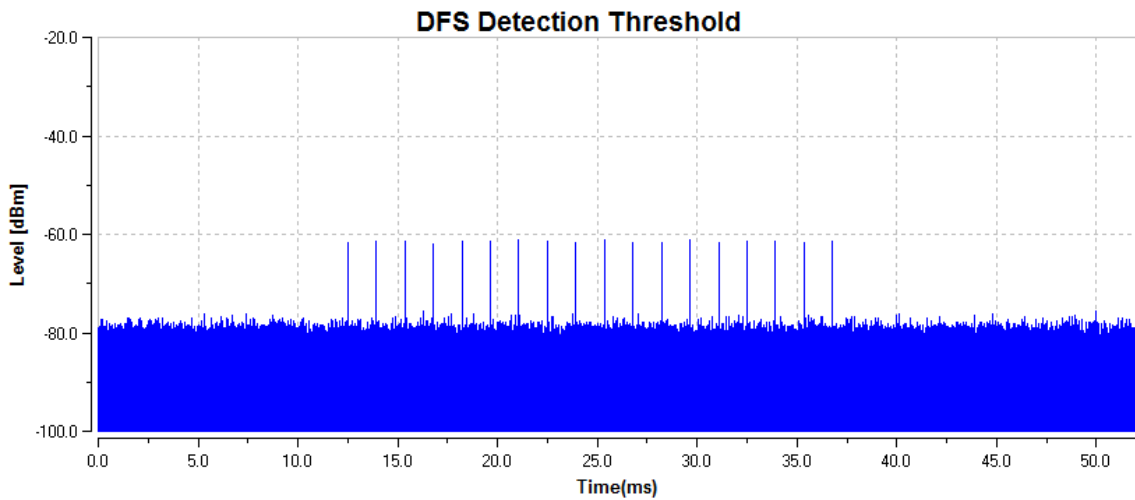
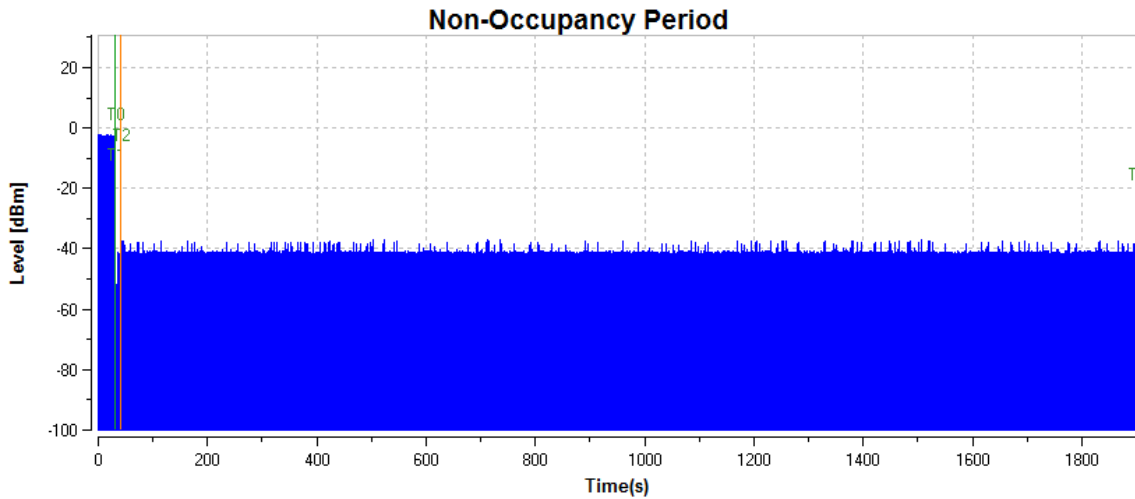
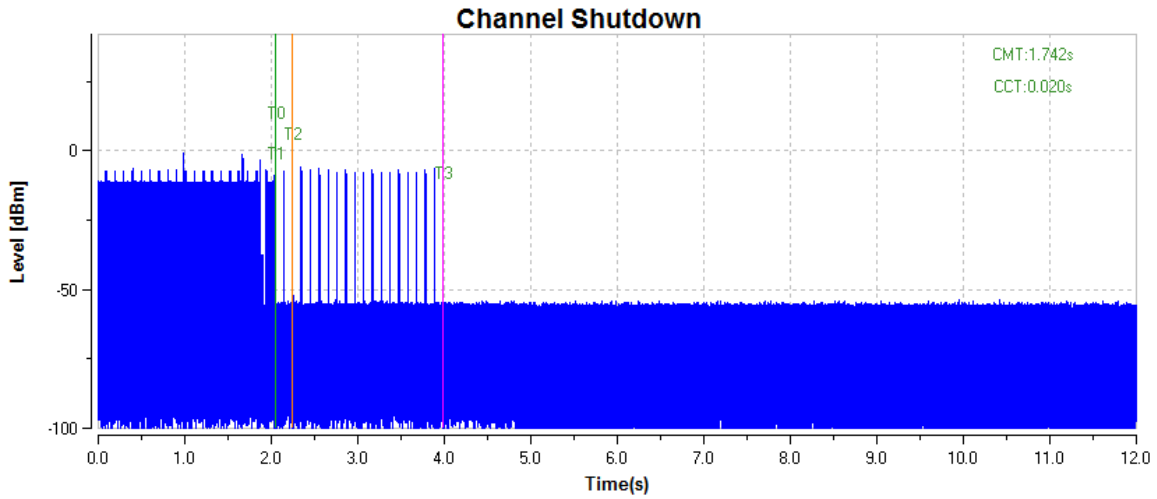
Establish a link between the Master and Slave, adjusting the Link Step Attenuator as needed to provide a suitable received level at the Master and Slave devices. Stream the video test file to generate WLAN traffic. Confirm that the WLAN traffic level, as displayed on the spectrum analyzer, is at lower amplitude than the radar detection threshold. Confirm that the displayed traffic is from the Master Device. For Master Device testing confirm that the displayed traffic does not include Slave Device traffic. For Slave Device testing confirm that the displayed traffic does not include Master Device traffic.

If a different setting of the Master Step Attenuator is required to meet the above conditions, perform a new System Calibration for the new Master Step Attenuator setting.

Test Setup

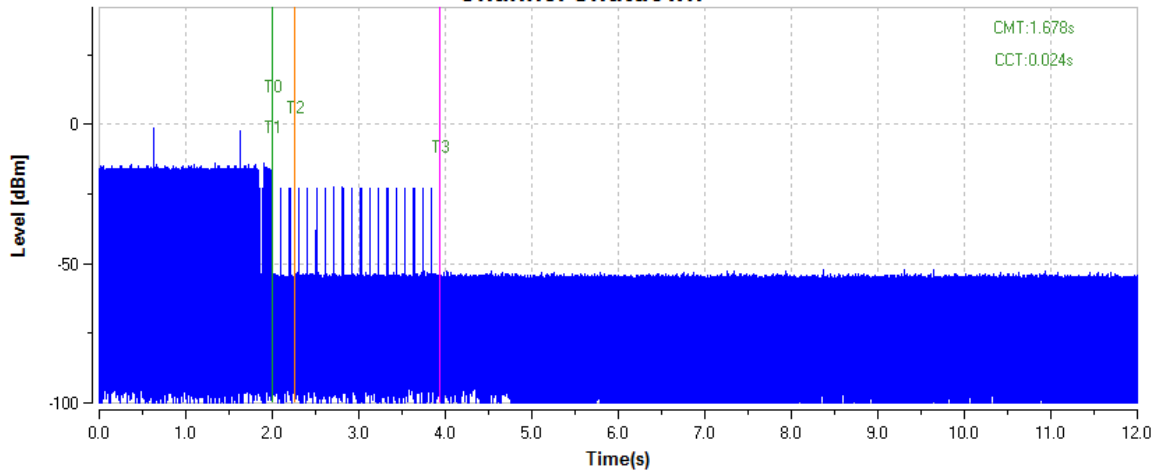


Test Result
802.11ac VHT80 at 5290MHz

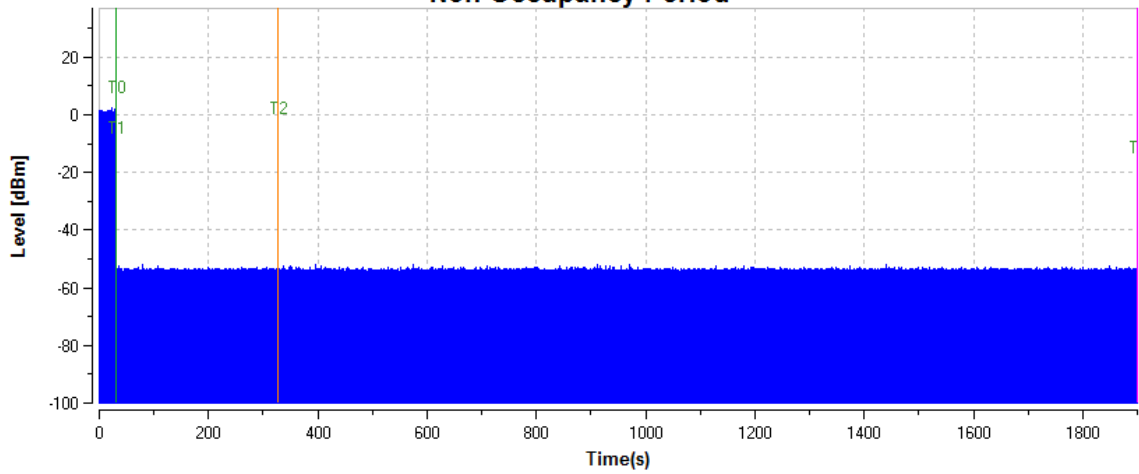


802.11ac VHT80 at 5530MHz

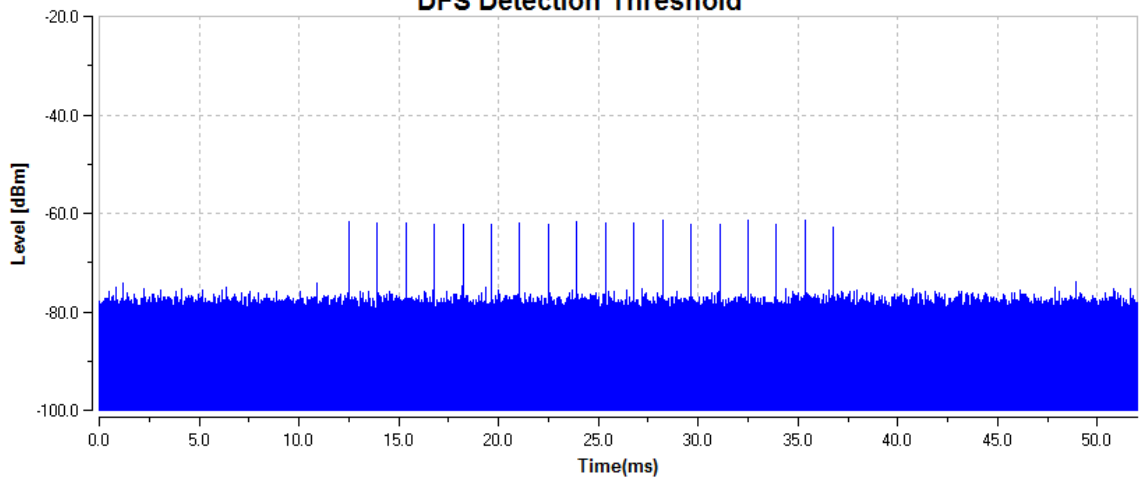
Channel Shutdown



Non-Occupancy Period




DFS Detection Threshold




PHOTOGRAPHS OF TEST SETUP

Test model No.: A98



Radiated spurious emission Test Setup-1(Below 1GHz)



Radiated spurious emission Test Setup-2(Above 1GHz)



Conducted Emissions Test Setup

PHOTOGRAPHS OF EUT Constructional Details

Refer to Report No.EED32L00167701 for EUT external and internal photos.

*** End of Report ***

The test report is effective only with both signature and specialized stamp, The result(s) shown in this report refer only to the sample(s) tested. Without written approval of CTI, this report can't be reproduced except in full.