

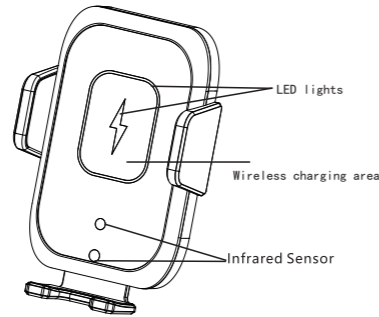
X11

Wireless Car Charger & Automatic Induction Car Holder  
User Manual

**Product Introduction**

This smart car wireless charging stand is an intelligent product with a Simple design.Safe, support Qi standard, Compatible with all wireless charging mobile phones that support qi standard protocol . No need to plug in the data cable when charging the phone, which provides you with a convenient and safe charging environment.

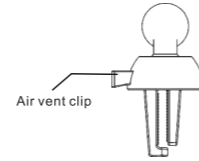
**Product Overview**



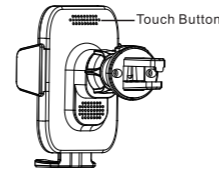
Remark:All data of this product came from laboratory tests,may have a little bit errors in actual using.

**Operation Guide**

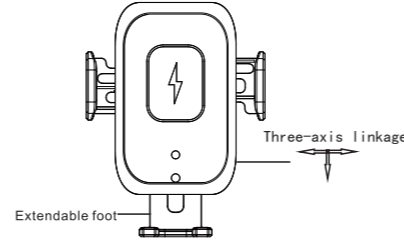
1.Get the air vent clip from the package



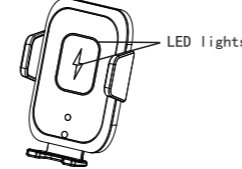
2. After get the air vent clip from the package, align the position of the mounting nut and rotate the nut to clamp the air vent clip



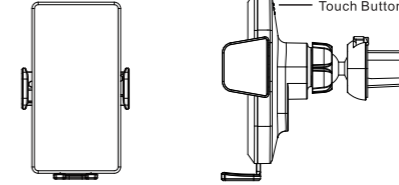
3. The product will automatically adjust the extendable foot according to the size of the mobile phone, and automatically calibrate the position of the wireless charging coil.



4.After installed wireless charger with air vent,place it on related position in the car,connecting USB cable At this time, the LED light status is colorful cycle breathing (standby)



5.Two clips will automatically open a grip your mobile phone when you place mobile phone close to wireless charger holder with 100MM. At this time, the LED light status is blue (charging).



Notice:When you need to take the phone out,just touch the sensor button on the back then the clips will open automatically,and take it out.

6.When wireless charger is in abnormal working state, (detects other objects or dysfunction)the status of the LED light is flashing red.

**Parameters**

15W

Input: 5V/2A; 9V/1.67A

Output power: 15W/10W /7.5W /5W

Charging distance: ≤8mm

Charging efficiency: ≥76%

Operation Frequency: 110kHz-205KHz

**Wireless Charge Compatible Devices**

HUAWEI:P30 Pro, Mate 20Pro,  
iPHONE:iPhone 8, iPhone 8 Plus, iPhone X, iPhone XR, iPhon  
iPhone XS MAX,  
SAMSUNG: Note9, S9, S9+, Note8, S8, S8+, S7Edge, S7, Note5,  
S6, Note6, Note7, S6Edge, S6Edge+, S6G9209, SM-W2019,  
SM-W2017, SM-W2018,  
NOKIA Lumia:930, 830, 1520, 1020, 820, 720, 920, 925,  
GOOGLE Nexus:4/5/6/7  
XIAOMI: MIX2S

Note:Compatible with all models that support the Qi standard(the above is a common part).

**Package Includes**

- 1 X Smart Wireless Car Charger Holder
- 1 X Air Vent Mount
- 1 X USB Cable
- 1 X Instruction Manual

**⚠Precautions**

- 1. Support all devices enable Qi standard;
- 2.If need fast charging,please use QC2.0 or above adaptor;
- 3.All phone cases of magnetic, metal or ring holder are not supported;
- 4.Please keep the product away from water or other liquid;
- 5.Ifneed to clean it,please power off it before doing.

**FCC Statement**

This device complies with Part 15 of the FCC rules. Operation is subject to the following two conditions: 1) this device may not cause harmful interference, and 2) this device must accept any interference received, including interference that may cause undesired operation.

Note: This equipment has been tested and found to comply with the limits for a Class B digital device, pursuant to part 15 of the FCC Rules. These limits are designed to provide reasonable protection against harmful interference in a residential installation. This equipment generates uses and can radiate radio frequency energy and, if not installed and used in accordance with the instructions, may cause harmful interference to radio communications. However, there is no guarantee that interference will not occur in particular installation. If this equipment does cause harmful interference to radio or television reception, which can be determined by turning the equipment off and on, the user is encouraged to try to correct the interference by one or more of the following measures:

- Reorient or relocate the receiving antenna.
  - Increase the separation between the equipment and receiver.
  - Connect the equipment into an outlet on a circuit different from that to which the receiver is connected.
  - Consult the dealer or an experienced radio/TV technician for help.
- Changes or modifications not expressly approved by the party responsible for compliance could void the user's authority to operate the equipment.

**Radiation Exposure Statement**

This device complies with FCC RF radiation exposure limits set forth for an uncontrolled environment. This transmitter must not be co-located or operating in conjunction with any other antenna or transmitter. During the operation of device a distance of 15 cm surrounding the device and 20 cm above the top surface of the device must be respected.