

1. Effective (Isotropic) Radiated Power Output Data

1.1 B41_5MHz_EIRP

1.1.1 Test Result

Band: 41 / Bandwidth: 5MHz / NTNV										
Modulation	Frequency (MHz)	RB Allocation		Conducted Power (dBm)	Gain (dBi)	EIRP (dBm)		Verdict		
		Size	Offset			Result	Limit			
QPSK	2498.5	1	0	22.75	0.23	22.98	<=33.01	Pass		
			13	23.01	0.23	23.24	<=33.01	Pass		
			24	22.75	0.23	22.98	<=33.01	Pass		
		12	0	21.66	0.23	21.89	<=33.01	Pass		
			6	21.72	0.23	21.95	<=33.01	Pass		
			13	21.52	0.23	21.75	<=33.01	Pass		
		25	0	21.36	0.23	21.59	<=33.01	Pass		
		2593	1	0	21.47	0.23	21.70	<=33.01	Pass	
				13	21.61	0.23	21.84	<=33.01	Pass	
	24			21.52	0.23	21.75	<=33.01	Pass		
	12		0	20.50	0.23	20.73	<=33.01	Pass		
			6	20.51	0.23	20.74	<=33.01	Pass		
			13	20.57	0.23	20.80	<=33.01	Pass		
	25		0	20.55	0.23	20.78	<=33.01	Pass		
	2687.5		1	0	22.52	0.23	22.75	<=33.01	Pass	
				13	22.88	0.23	23.11	<=33.01	Pass	
		24		22.85	0.23	23.08	<=33.01	Pass		
		12	0	21.55	0.23	21.78	<=33.01	Pass		
			6	21.60	0.23	21.83	<=33.01	Pass		
			13	21.61	0.23	21.84	<=33.01	Pass		
		25	0	21.66	0.23	21.89	<=33.01	Pass		
		16QAM	2498.5	1	0	21.13	0.23	21.36	<=33.01	Pass
					13	21.32	0.23	21.55	<=33.01	Pass
	24				21.33	0.23	21.56	<=33.01	Pass	
12	0			20.25	0.23	20.48	<=33.01	Pass		
	6			20.36	0.23	20.59	<=33.01	Pass		
	13			20.36	0.23	20.59	<=33.01	Pass		
25	0			20.27	0.23	20.50	<=33.01	Pass		
2593	1			0	20.61	0.23	20.84	<=33.01	Pass	
				13	20.72	0.23	20.95	<=33.01	Pass	
			24	20.24	0.23	20.47	<=33.01	Pass		
	12		0	19.50	0.23	19.73	<=33.01	Pass		
			6	19.56	0.23	19.79	<=33.01	Pass		
			13	19.55	0.23	19.78	<=33.01	Pass		
	25		0	19.56	0.23	19.79	<=33.01	Pass		
	2687.5		1	0	21.37	0.23	21.60	<=33.01	Pass	
				13	21.60	0.23	21.83	<=33.01	Pass	
24				21.82	0.23	22.05	<=33.01	Pass		
12			0	20.52	0.23	20.75	<=33.01	Pass		
			6	20.59	0.23	20.82	<=33.01	Pass		
			13	21.04	0.23	21.27	<=33.01	Pass		
25			0	20.95	0.23	21.18	<=33.01	Pass		

Note1: EIRP=Conducted Power+Antenna Gain

1.2 B41_10MHz_EIRP

1.2.1 Test Result

Band: 41 / Bandwidth: 10MHz / NTVN										
Modulation	Frequency (MHz)	RB Allocation		Conducted Power (dBm)	Gain (dBi)	EIRP (dBm)		Verdict		
		Size	Offset			Result	Limit			
QPSK	2501	1	0	22.83	0.23	23.06	<=33.01	Pass		
			25	23.17	0.23	23.40	<=33.01	Pass		
			49	22.93	0.23	23.16	<=33.01	Pass		
		25	0	21.84	0.23	22.07	<=33.01	Pass		
			13	21.91	0.23	22.14	<=33.01	Pass		
			25	21.90	0.23	22.13	<=33.01	Pass		
		50	0	21.90	0.23	22.13	<=33.01	Pass		
		2593	1	0	21.98	0.23	22.21	<=33.01	Pass	
				25	22.09	0.23	22.32	<=33.01	Pass	
	49			21.61	0.23	21.84	<=33.01	Pass		
	25		0	20.63	0.23	20.86	<=33.01	Pass		
			13	20.65	0.23	20.88	<=33.01	Pass		
			25	20.67	0.23	20.90	<=33.01	Pass		
	50		0	20.63	0.23	20.86	<=33.01	Pass		
	2685		1	0	22.30	0.23	22.53	<=33.01	Pass	
				25	22.83	0.23	23.06	<=33.01	Pass	
		49		22.79	0.23	23.02	<=33.01	Pass		
		25	0	21.56	0.23	21.79	<=33.01	Pass		
			13	21.64	0.23	21.87	<=33.01	Pass		
			25	21.65	0.23	21.88	<=33.01	Pass		
		50	0	21.56	0.23	21.79	<=33.01	Pass		
		16QAM	2501	1	0	21.53	0.23	21.76	<=33.01	Pass
					25	21.86	0.23	22.09	<=33.01	Pass
	49				21.59	0.23	21.82	<=33.01	Pass	
25	0			20.72	0.23	20.95	<=33.01	Pass		
	13			20.82	0.23	21.05	<=33.01	Pass		
	25			20.80	0.23	21.03	<=33.01	Pass		
50	0			20.41	0.23	20.64	<=33.01	Pass		
2593	1			0	20.25	0.23	20.48	<=33.01	Pass	
				25	20.66	0.23	20.89	<=33.01	Pass	
			49	20.26	0.23	20.49	<=33.01	Pass		
	25		0	19.57	0.23	19.80	<=33.01	Pass		
			13	19.64	0.23	19.87	<=33.01	Pass		
			25	19.60	0.23	19.83	<=33.01	Pass		
	50		0	19.61	0.23	19.84	<=33.01	Pass		
	2685		1	0	21.27	0.23	21.50	<=33.01	Pass	
				25	21.73	0.23	21.96	<=33.01	Pass	
49				21.60	0.23	21.83	<=33.01	Pass		
25			0	20.55	0.23	20.78	<=33.01	Pass		
			13	20.55	0.23	20.78	<=33.01	Pass		
			25	20.57	0.23	20.80	<=33.01	Pass		
50			0	20.55	0.23	20.78	<=33.01	Pass		

Note1: EIRP=Conducted Power+Antenna Gain

1.3 B41_15MHz_EIRP

1.3.1 Test Result

Band: 41 / Bandwidth: 15MHz / NTVN

Modulation	Frequency (MHz)	RB Allocation		Conducted Power (dBm)	Gain (dBi)	EIRP (dBm)		Verdict		
		Size	Offset			Result	Limit			
QPSK	2503.5	1	0	22.64	0.23	22.87	<=33.01	Pass		
			38	22.85	0.23	23.08	<=33.01	Pass		
			74	22.61	0.23	22.84	<=33.01	Pass		
		36	0	21.40	0.23	21.63	<=33.01	Pass		
			18	21.46	0.23	21.69	<=33.01	Pass		
			39	21.46	0.23	21.69	<=33.01	Pass		
		75	0	21.46	0.23	21.69	<=33.01	Pass		
		2593	1	0	21.43	0.23	21.66	<=33.01	Pass	
				38	21.70	0.23	21.93	<=33.01	Pass	
	74			21.36	0.23	21.59	<=33.01	Pass		
	36		0	20.60	0.23	20.83	<=33.01	Pass		
			18	20.60	0.23	20.83	<=33.01	Pass		
			39	20.58	0.23	20.81	<=33.01	Pass		
	75		0	20.62	0.23	20.85	<=33.01	Pass		
	2682.5		1	0	22.01	0.23	22.24	<=33.01	Pass	
				38	22.48	0.23	22.71	<=33.01	Pass	
		74		22.61	0.23	22.84	<=33.01	Pass		
		36	0	21.33	0.23	21.56	<=33.01	Pass		
			18	21.50	0.23	21.73	<=33.01	Pass		
			39	21.69	0.23	21.92	<=33.01	Pass		
		75	0	21.47	0.23	21.70	<=33.01	Pass		
		16QAM	2503.5	1	0	21.03	0.23	21.26	<=33.01	Pass
					38	21.73	0.23	21.96	<=33.01	Pass
	74				20.94	0.23	21.17	<=33.01	Pass	
36	0			20.30	0.23	20.53	<=33.01	Pass		
	18			20.36	0.23	20.59	<=33.01	Pass		
	39			20.40	0.23	20.63	<=33.01	Pass		
75	0			20.42	0.23	20.65	<=33.01	Pass		
2593	1			0	20.26	0.23	20.49	<=33.01	Pass	
				38	20.30	0.23	20.53	<=33.01	Pass	
			74	20.17	0.23	20.40	<=33.01	Pass		
	36		0	19.52	0.23	19.75	<=33.01	Pass		
			18	19.57	0.23	19.80	<=33.01	Pass		
			39	19.57	0.23	19.80	<=33.01	Pass		
	75		0	19.58	0.23	19.81	<=33.01	Pass		
	2682.5		1	0	20.99	0.23	21.22	<=33.01	Pass	
				38	21.43	0.23	21.66	<=33.01	Pass	
74				21.43	0.23	21.66	<=33.01	Pass		
36			0	20.26	0.23	20.49	<=33.01	Pass		
			18	20.42	0.23	20.65	<=33.01	Pass		
			39	20.52	0.23	20.75	<=33.01	Pass		
75			0	20.41	0.23	20.64	<=33.01	Pass		

Note1: EIRP=Conducted Power+Antenna Gain

1.4 B41_20MHz_EIRP

1.4.1 Test Result

Band: 41 / Bandwidth: 20MHz / NTNV								
Modulation	Frequency (MHz)	RB Allocation		Conducted Power (dBm)	Gain (dBi)	EIRP (dBm)		Verdict
		Size	Offset			Result	Limit	
QPSK	2506	1	0	22.46	0.23	22.69	<=33.01	Pass
			50	22.53	0.23	22.76	<=33.01	Pass

		50	99	22.06	0.23	22.29	<=33.01	Pass		
			0	21.22	0.23	21.45	<=33.01	Pass		
			25	21.35	0.23	21.58	<=33.01	Pass		
			50	21.38	0.23	21.61	<=33.01	Pass		
		100	0	21.37	0.23	21.60	<=33.01	Pass		
		2593	1	0	21.27	0.23	21.50	<=33.01	Pass	
				50	21.77	0.23	22.00	<=33.01	Pass	
				99	21.31	0.23	21.54	<=33.01	Pass	
			50	0	20.54	0.23	20.77	<=33.01	Pass	
	25			20.58	0.23	20.81	<=33.01	Pass		
	50			20.56	0.23	20.79	<=33.01	Pass		
	100		0	20.55	0.23	20.78	<=33.01	Pass		
	2680		1	0	21.70	0.23	21.93	<=33.01	Pass	
				50	22.38	0.23	22.61	<=33.01	Pass	
		99		22.44	0.23	22.67	<=33.01	Pass		
		50	0	21.14	0.23	21.37	<=33.01	Pass		
			25	21.33	0.23	21.56	<=33.01	Pass		
			50	21.44	0.23	21.67	<=33.01	Pass		
		100	0	21.26	0.23	21.49	<=33.01	Pass		
		16QAM	2506	1	0	20.53	0.23	20.76	<=33.01	Pass
					50	21.06	0.23	21.29	<=33.01	Pass
	99				21.13	0.23	21.36	<=33.01	Pass	
	50			0	20.21	0.23	20.44	<=33.01	Pass	
				25	20.22	0.23	20.45	<=33.01	Pass	
50				20.39	0.23	20.62	<=33.01	Pass		
100	0			20.25	0.23	20.48	<=33.01	Pass		
2593	1			0	19.89	0.23	20.12	<=33.01	Pass	
				50	20.34	0.23	20.57	<=33.01	Pass	
			99	19.95	0.23	20.18	<=33.01	Pass		
	50		0	19.53	0.23	19.76	<=33.01	Pass		
			25	19.55	0.23	19.78	<=33.01	Pass		
			50	19.51	0.23	19.74	<=33.01	Pass		
	100		0	19.52	0.23	19.75	<=33.01	Pass		
	2680		1	0	20.55	0.23	20.78	<=33.01	Pass	
				50	21.46	0.23	21.69	<=33.01	Pass	
99				21.24	0.23	21.47	<=33.01	Pass		
50			0	20.17	0.23	20.40	<=33.01	Pass		
			25	20.30	0.23	20.53	<=33.01	Pass		
			50	20.41	0.23	20.64	<=33.01	Pass		
100			0	20.21	0.23	20.44	<=33.01	Pass		
Note1: EIRP=Conducted Power+Antenna Gain										

2. Frequency Stability

2.1 B41_5MHz

2.1.1 Test Result

Band: 41 / Bandwidth: 5MHz									
Modulation	Frequency (MHz)	RB Allocation		Temp. (°C)	Voltage (VDC)	Freq. Error (Hz)	Freq. vs. Rated (ppm)		Verdict
		Size	Offset				Result	Limit	
QPSK	2498.5	25	0	20	3.27	-14.834	-0.0059	-2.5 to 2.5	Pass
							-0.0045	-2.5 to 2.5	Pass
							-0.0079	-2.5 to 2.5	Pass

				-30	3.85	-14.477	-0.0058	-2.5 to 2.5	Pass			
				-20	3.85	-21.043	-0.0084	-2.5 to 2.5	Pass			
				-10	3.85	-48.366	-0.0194	-2.5 to 2.5	Pass			
				0	3.85	-39.768	-0.0159	-2.5 to 2.5	Pass			
				10	3.85	-49.109	-0.0197	-2.5 to 2.5	Pass			
				30	3.85	-44.746	-0.0179	-2.5 to 2.5	Pass			
				40	3.85	-48.409	-0.0194	-2.5 to 2.5	Pass			
	50	3.85	-46.721	-0.0187	-2.5 to 2.5	Pass						
	2593	25	0	20	3.27	-7.796	-0.0030	-2.5 to 2.5	Pass			
					3.85	-20.456	-0.0079	-2.5 to 2.5	Pass			
					4.43	-4.091	-0.0016	-2.5 to 2.5	Pass			
				-30	3.85	-25.949	-0.0100	-2.5 to 2.5	Pass			
				-20	3.85	-1.359	-0.0005	-2.5 to 2.5	Pass			
				-10	3.85	-19.226	-0.0074	-2.5 to 2.5	Pass			
				0	3.85	-8.140	-0.0031	-2.5 to 2.5	Pass			
				10	3.85	-3.705	-0.0014	-2.5 to 2.5	Pass			
				30	3.85	-1.988	-0.0008	-2.5 to 2.5	Pass			
				40	3.85	-10.228	-0.0039	-2.5 to 2.5	Pass			
				50	3.85	5.937	0.0023	-2.5 to 2.5	Pass			
				2687.5	25	0	20	3.27	-4.621	-0.0017	-2.5 to 2.5	Pass
								3.85	-10.514	-0.0039	-2.5 to 2.5	Pass
								4.43	1.860	0.0007	-2.5 to 2.5	Pass
	-30	3.85	0.887				0.0003	-2.5 to 2.5	Pass			
	-20	3.85	-18.296				-0.0068	-2.5 to 2.5	Pass			
	-10	3.85	-0.916				-0.0003	-2.5 to 2.5	Pass			
	0	3.85	-6.351				-0.0024	-2.5 to 2.5	Pass			
	10	3.85	-17.309				-0.0064	-2.5 to 2.5	Pass			
30	3.85	-16.022	-0.0060				-2.5 to 2.5	Pass				
40	3.85	-11.802	-0.0044				-2.5 to 2.5	Pass				
50	3.85	-16.079	-0.0060				-2.5 to 2.5	Pass				
16QAM	2498.5	25	0	20	3.27	-44.618	-0.0179	-2.5 to 2.5	Pass			
					3.85	-39.597	-0.0158	-2.5 to 2.5	Pass			
					4.43	-41.013	-0.0164	-2.5 to 2.5	Pass			
				-30	3.85	-50.282	-0.0201	-2.5 to 2.5	Pass			
				-20	3.85	-38.610	-0.0155	-2.5 to 2.5	Pass			
				-10	3.85	-47.536	-0.0190	-2.5 to 2.5	Pass			
				0	3.85	-43.201	-0.0173	-2.5 to 2.5	Pass			
				10	3.85	-42.558	-0.0170	-2.5 to 2.5	Pass			
				30	3.85	-45.104	-0.0181	-2.5 to 2.5	Pass			
				40	3.85	-37.150	-0.0149	-2.5 to 2.5	Pass			
				50	3.85	-46.234	-0.0185	-2.5 to 2.5	Pass			
				2593	25	0	20	3.27	-5.150	-0.0020	-2.5 to 2.5	Pass
								3.85	-7.210	-0.0028	-2.5 to 2.5	Pass
								4.43	1.974	0.0008	-2.5 to 2.5	Pass
	-30	3.85	-6.652				-0.0026	-2.5 to 2.5	Pass			
	-20	3.85	6.480				0.0025	-2.5 to 2.5	Pass			
	-10	3.85	7.296				0.0028	-2.5 to 2.5	Pass			
	0	3.85	-1.445				-0.0006	-2.5 to 2.5	Pass			
	10	3.85	-1.731				-0.0007	-2.5 to 2.5	Pass			
	30	3.85	-10.271				-0.0040	-2.5 to 2.5	Pass			
	40	3.85	-11.973				-0.0046	-2.5 to 2.5	Pass			
	50	3.85	-8.483				-0.0033	-2.5 to 2.5	Pass			
	2687.5	25	0	20	3.27	-14.763	-0.0055	-2.5 to 2.5	Pass			
					3.85	-23.289	-0.0087	-2.5 to 2.5	Pass			
					4.43	-20.671	-0.0077	-2.5 to 2.5	Pass			
				-30	3.85	-28.625	-0.0107	-2.5 to 2.5	Pass			
	-20	3.85	-33.360	-0.0124	-2.5 to 2.5	Pass						

				-10	3.85	-33.960	-0.0126	-2.5 to 2.5	Pass
				0	3.85	-18.511	-0.0069	-2.5 to 2.5	Pass
				10	3.85	-34.661	-0.0129	-2.5 to 2.5	Pass
				30	3.85	-43.430	-0.0162	-2.5 to 2.5	Pass
				40	3.85	-27.051	-0.0101	-2.5 to 2.5	Pass
				50	3.85	-44.088	-0.0164	-2.5 to 2.5	Pass

2.2 B41_10MHz

2.2.1 Test Result

Band: 41 / Bandwidth: 10MHz									
Modulation	Frequency (MHz)	RB Allocation		Temp. (°C)	Voltage (VDC)	Freq. Error (Hz)	Freq. vs. Rated (ppm)		Verdict
		Size	Offset				Result	Limit	
QPSK	2501	50	0	20	3.27	-9.770	-0.0039	-2.5 to 2.5	Pass
					3.85	-11.058	-0.0044	-2.5 to 2.5	Pass
					4.43	-9.885	-0.0040	-2.5 to 2.5	Pass
				-30	3.85	-8.154	-0.0033	-2.5 to 2.5	Pass
				-20	3.85	-2.232	-0.0009	-2.5 to 2.5	Pass
				-10	3.85	-10.958	-0.0044	-2.5 to 2.5	Pass
				0	3.85	-11.373	-0.0045	-2.5 to 2.5	Pass
				10	3.85	-9.570	-0.0038	-2.5 to 2.5	Pass
				30	3.85	-15.078	-0.0060	-2.5 to 2.5	Pass
				40	3.85	-9.942	-0.0040	-2.5 to 2.5	Pass
	50	3.85	-5.021	-0.0020	-2.5 to 2.5	Pass			
	2593	50	0	20	3.27	1.645	0.0006	-2.5 to 2.5	Pass
					3.85	-17.266	-0.0067	-2.5 to 2.5	Pass
					4.43	-18.797	-0.0072	-2.5 to 2.5	Pass
				-30	3.85	-16.451	-0.0063	-2.5 to 2.5	Pass
				-20	3.85	2.918	0.0011	-2.5 to 2.5	Pass
				-10	3.85	-13.776	-0.0053	-2.5 to 2.5	Pass
				0	3.85	-10.972	-0.0042	-2.5 to 2.5	Pass
				10	3.85	1.431	0.0006	-2.5 to 2.5	Pass
				30	3.85	-9.899	-0.0038	-2.5 to 2.5	Pass
				40	3.85	-12.274	-0.0047	-2.5 to 2.5	Pass
	50	3.85	0.601	0.0002	-2.5 to 2.5	Pass			
	2685	50	0	20	3.27	-14.062	-0.0052	-2.5 to 2.5	Pass
					3.85	-16.637	-0.0062	-2.5 to 2.5	Pass
					4.43	-19.426	-0.0072	-2.5 to 2.5	Pass
				-30	3.85	-11.859	-0.0044	-2.5 to 2.5	Pass
				-20	3.85	-7.181	-0.0027	-2.5 to 2.5	Pass
				-10	3.85	-12.717	-0.0047	-2.5 to 2.5	Pass
				0	3.85	-15.607	-0.0058	-2.5 to 2.5	Pass
				10	3.85	-5.078	-0.0019	-2.5 to 2.5	Pass
30				3.85	-16.294	-0.0061	-2.5 to 2.5	Pass	
40				3.85	-20.986	-0.0078	-2.5 to 2.5	Pass	
50	3.85	-11.830	-0.0044	-2.5 to 2.5	Pass				
16QAM	2501	50	0	20	3.27	-13.590	-0.0054	-2.5 to 2.5	Pass
					3.85	-6.409	-0.0026	-2.5 to 2.5	Pass
					4.43	-8.111	-0.0032	-2.5 to 2.5	Pass
				-30	3.85	-11.044	-0.0044	-2.5 to 2.5	Pass
				-20	3.85	-9.871	-0.0039	-2.5 to 2.5	Pass
				-10	3.85	-11.358	-0.0045	-2.5 to 2.5	Pass
				0	3.85	-11.387	-0.0046	-2.5 to 2.5	Pass
10	3.85	-9.727	-0.0039	-2.5 to 2.5	Pass				

	2593	50	0	30	3.85	-6.008	-0.0024	-2.5 to 2.5	Pass
				40	3.85	-21.343	-0.0085	-2.5 to 2.5	Pass
				50	3.85	-4.005	-0.0016	-2.5 to 2.5	Pass
				20	3.27	-13.404	-0.0052	-2.5 to 2.5	Pass
					3.85	-2.575	-0.0010	-2.5 to 2.5	Pass
					4.43	-6.981	-0.0027	-2.5 to 2.5	Pass
				-30	3.85	-20.599	-0.0079	-2.5 to 2.5	Pass
				-20	3.85	-7.453	-0.0029	-2.5 to 2.5	Pass
				-10	3.85	-23.575	-0.0091	-2.5 to 2.5	Pass
				0	3.85	-20.342	-0.0078	-2.5 to 2.5	Pass
	10	3.85	-9.384	-0.0036	-2.5 to 2.5	Pass			
	30	3.85	-7.653	-0.0030	-2.5 to 2.5	Pass			
	40	3.85	-6.552	-0.0025	-2.5 to 2.5	Pass			
	50	3.85	-5.364	-0.0021	-2.5 to 2.5	Pass			
	2685	50	0	20	3.27	-14.706	-0.0055	-2.5 to 2.5	Pass
					3.85	-7.467	-0.0028	-2.5 to 2.5	Pass
					4.43	-11.072	-0.0041	-2.5 to 2.5	Pass
				-30	3.85	-19.712	-0.0073	-2.5 to 2.5	Pass
				-20	3.85	-2.589	-0.0010	-2.5 to 2.5	Pass
				-10	3.85	-8.512	-0.0032	-2.5 to 2.5	Pass
0				3.85	-6.194	-0.0023	-2.5 to 2.5	Pass	
10				3.85	-2.732	-0.0010	-2.5 to 2.5	Pass	
30				3.85	-21.772	-0.0081	-2.5 to 2.5	Pass	
40				3.85	-4.578	-0.0017	-2.5 to 2.5	Pass	
50	3.85	-6.065	-0.0023	-2.5 to 2.5	Pass				

2.3 B41_15MHz

2.3.1 Test Result

Band: 41 / Bandwidth: 15MHz									
Modulation	Frequency (MHz)	RB Allocation		Temp. (°C)	Voltage (VDC)	Freq. Error (Hz)	Freq. vs. Rated (ppm)		Verdict
		Size	Offset				Result	Limit	
QPSK	2503.5	75	0	20	3.27	-10.042	-0.0040	-2.5 to 2.5	Pass
					3.85	-10.629	-0.0042	-2.5 to 2.5	Pass
					4.43	-14.806	-0.0059	-2.5 to 2.5	Pass
				-30	3.85	-11.029	-0.0044	-2.5 to 2.5	Pass
				-20	3.85	-3.891	-0.0016	-2.5 to 2.5	Pass
				-10	3.85	-6.967	-0.0028	-2.5 to 2.5	Pass
				0	3.85	-6.952	-0.0028	-2.5 to 2.5	Pass
				10	3.85	-12.259	-0.0049	-2.5 to 2.5	Pass
				30	3.85	-10.643	-0.0043	-2.5 to 2.5	Pass
				40	3.85	-17.366	-0.0069	-2.5 to 2.5	Pass
	50	3.85	-13.103	-0.0052	-2.5 to 2.5	Pass			
	2593	75	0	20	3.27	-7.811	-0.0030	-2.5 to 2.5	Pass
					3.85	-8.211	-0.0032	-2.5 to 2.5	Pass
					4.43	-7.668	-0.0030	-2.5 to 2.5	Pass
				-30	3.85	2.260	0.0009	-2.5 to 2.5	Pass
				-20	3.85	-13.075	-0.0050	-2.5 to 2.5	Pass
				-10	3.85	-3.390	-0.0013	-2.5 to 2.5	Pass
				0	3.85	-7.539	-0.0029	-2.5 to 2.5	Pass
				10	3.85	-10.185	-0.0039	-2.5 to 2.5	Pass
				30	3.85	-18.682	-0.0072	-2.5 to 2.5	Pass
40				3.85	-9.470	-0.0037	-2.5 to 2.5	Pass	
50	3.85	-7.997	-0.0031	-2.5 to 2.5	Pass				

	2682.5	75	0	20	3.27	-16.809	-0.0063	-2.5 to 2.5	Pass
					3.85	-17.195	-0.0064	-2.5 to 2.5	Pass
					4.43	-5.894	-0.0022	-2.5 to 2.5	Pass
				-30	3.85	-11.129	-0.0041	-2.5 to 2.5	Pass
					-20	3.85	-16.079	-0.0060	-2.5 to 2.5
				-10	3.85	-5.121	-0.0019	-2.5 to 2.5	Pass
					0	3.85	-15.278	-0.0057	-2.5 to 2.5
				10	3.85	-16.150	-0.0060	-2.5 to 2.5	Pass
					30	3.85	-15.364	-0.0057	-2.5 to 2.5
				40	3.85	-9.756	-0.0036	-2.5 to 2.5	Pass
50	3.85	-8.841	-0.0033		-2.5 to 2.5	Pass			
16QAM	2503.5	75	0	20	3.27	-5.579	-0.0022	-2.5 to 2.5	Pass
					3.85	-11.444	-0.0046	-2.5 to 2.5	Pass
					4.43	-7.267	-0.0029	-2.5 to 2.5	Pass
				-30	3.85	-9.313	-0.0037	-2.5 to 2.5	Pass
					-20	3.85	-10.242	-0.0041	-2.5 to 2.5
				-10	3.85	-7.939	-0.0032	-2.5 to 2.5	Pass
					0	3.85	-15.078	-0.0060	-2.5 to 2.5
				10	3.85	-18.182	-0.0073	-2.5 to 2.5	Pass
					30	3.85	-7.482	-0.0030	-2.5 to 2.5
				40	3.85	-0.043	0.0000	-2.5 to 2.5	Pass
	50	3.85	-6.695		-0.0027	-2.5 to 2.5	Pass		
	2593	75	0	20	3.27	-15.907	-0.0061	-2.5 to 2.5	Pass
					3.85	-4.292	-0.0017	-2.5 to 2.5	Pass
					4.43	-10.242	-0.0039	-2.5 to 2.5	Pass
				-30	3.85	-4.964	-0.0019	-2.5 to 2.5	Pass
					-20	3.85	-8.068	-0.0031	-2.5 to 2.5
				-10	3.85	-10.128	-0.0039	-2.5 to 2.5	Pass
					0	3.85	-11.544	-0.0045	-2.5 to 2.5
				10	3.85	-14.949	-0.0058	-2.5 to 2.5	Pass
					30	3.85	-12.860	-0.0050	-2.5 to 2.5
				40	3.85	-4.950	-0.0019	-2.5 to 2.5	Pass
	50	3.85	-13.046		-0.0050	-2.5 to 2.5	Pass		
	2682.5	75	0	20	3.27	-21.601	-0.0081	-2.5 to 2.5	Pass
					3.85	-19.140	-0.0071	-2.5 to 2.5	Pass
					4.43	-17.624	-0.0066	-2.5 to 2.5	Pass
				-30	3.85	-19.741	-0.0074	-2.5 to 2.5	Pass
					-20	3.85	-13.018	-0.0049	-2.5 to 2.5
				-10	3.85	-15.035	-0.0056	-2.5 to 2.5	Pass
0					3.85	-14.019	-0.0052	-2.5 to 2.5	Pass
10				3.85	-8.283	-0.0031	-2.5 to 2.5	Pass	
				30	3.85	-10.128	-0.0038	-2.5 to 2.5	Pass
40				3.85	-18.225	-0.0068	-2.5 to 2.5	Pass	
	50	3.85	-8.426	-0.0031	-2.5 to 2.5	Pass			

2.4 B41_20MHz

2.4.1 Test Result

Band: 41 / Bandwidth: 20MHz									
Modulation	Frequency (MHz)	RB Allocation		Temp. (°C)	Voltage (VDC)	Freq. Error (Hz)	Freq. vs. Rated (ppm)		Verdict
		Size	Offset				Result	Limit	
QPSK	2506	100	0	20	3.27	-17.123	-0.0068	-2.5 to 2.5	Pass
					3.85	-15.063	-0.0060	-2.5 to 2.5	Pass
					4.43	-10.843	-0.0043	-2.5 to 2.5	Pass

				-30	3.85	-6.752	-0.0027	-2.5 to 2.5	Pass			
				-20	3.85	-10.614	-0.0042	-2.5 to 2.5	Pass			
				-10	3.85	-9.856	-0.0039	-2.5 to 2.5	Pass			
				0	3.85	-11.930	-0.0048	-2.5 to 2.5	Pass			
				10	3.85	-12.946	-0.0052	-2.5 to 2.5	Pass			
				30	3.85	-7.668	-0.0031	-2.5 to 2.5	Pass			
				40	3.85	-2.990	-0.0012	-2.5 to 2.5	Pass			
	50	3.85	-3.190	-0.0013	-2.5 to 2.5	Pass						
	2593	100	0	20	3.27	-5.679	-0.0022	-2.5 to 2.5	Pass			
					3.85	-3.777	-0.0015	-2.5 to 2.5	Pass			
					4.43	-7.267	-0.0028	-2.5 to 2.5	Pass			
				-30	3.85	-5.808	-0.0022	-2.5 to 2.5	Pass			
				-20	3.85	-5.794	-0.0022	-2.5 to 2.5	Pass			
				-10	3.85	-12.560	-0.0048	-2.5 to 2.5	Pass			
				0	3.85	-13.247	-0.0051	-2.5 to 2.5	Pass			
				10	3.85	-11.330	-0.0044	-2.5 to 2.5	Pass			
				30	3.85	-9.856	-0.0038	-2.5 to 2.5	Pass			
				40	3.85	-14.262	-0.0055	-2.5 to 2.5	Pass			
				50	3.85	-7.811	-0.0030	-2.5 to 2.5	Pass			
				2680	100	0	20	3.27	-17.996	-0.0067	-2.5 to 2.5	Pass
								3.85	-8.826	-0.0033	-2.5 to 2.5	Pass
	4.43	-9.570	-0.0036					-2.5 to 2.5	Pass			
	-30	3.85	-12.574				-0.0047	-2.5 to 2.5	Pass			
	-20	3.85	-2.117				-0.0008	-2.5 to 2.5	Pass			
	-10	3.85	-20.013				-0.0075	-2.5 to 2.5	Pass			
	0	3.85	-18.339				-0.0068	-2.5 to 2.5	Pass			
	10	3.85	-2.117				-0.0008	-2.5 to 2.5	Pass			
30	3.85	-3.548	-0.0013				-2.5 to 2.5	Pass				
40	3.85	-4.406	-0.0016				-2.5 to 2.5	Pass				
50	3.85	-7.668	-0.0029	-2.5 to 2.5	Pass							
16QAM	2506	100	0	20	3.27	-8.969	-0.0036	-2.5 to 2.5	Pass			
					3.85	-7.010	-0.0028	-2.5 to 2.5	Pass			
					4.43	-8.841	-0.0035	-2.5 to 2.5	Pass			
				-30	3.85	-2.532	-0.0010	-2.5 to 2.5	Pass			
				-20	3.85	-15.535	-0.0062	-2.5 to 2.5	Pass			
				-10	3.85	-7.925	-0.0032	-2.5 to 2.5	Pass			
				0	3.85	-11.716	-0.0047	-2.5 to 2.5	Pass			
				10	3.85	-11.415	-0.0046	-2.5 to 2.5	Pass			
				30	3.85	-13.504	-0.0054	-2.5 to 2.5	Pass			
				40	3.85	-13.919	-0.0056	-2.5 to 2.5	Pass			
				50	3.85	-15.078	-0.0060	-2.5 to 2.5	Pass			
				2593	100	0	20	3.27	-11.315	-0.0044	-2.5 to 2.5	Pass
								3.85	-8.354	-0.0032	-2.5 to 2.5	Pass
	4.43	-3.963	-0.0015					-2.5 to 2.5	Pass			
	-30	3.85	-5.336				-0.0021	-2.5 to 2.5	Pass			
	-20	3.85	-6.952				-0.0027	-2.5 to 2.5	Pass			
	-10	3.85	-6.366				-0.0025	-2.5 to 2.5	Pass			
	0	3.85	-18.511				-0.0071	-2.5 to 2.5	Pass			
	10	3.85	-15.435				-0.0060	-2.5 to 2.5	Pass			
	30	3.85	-5.851				-0.0023	-2.5 to 2.5	Pass			
	40	3.85	-3.433				-0.0013	-2.5 to 2.5	Pass			
	50	3.85	-4.463	-0.0017	-2.5 to 2.5	Pass						
	2680	100	0	20	3.27	-13.919	-0.0052	-2.5 to 2.5	Pass			
					3.85	-11.430	-0.0043	-2.5 to 2.5	Pass			
					4.43	-7.911	-0.0030	-2.5 to 2.5	Pass			
				-30	3.85	-2.904	-0.0011	-2.5 to 2.5	Pass			
	-20	3.85	-8.426	-0.0031	-2.5 to 2.5	Pass						

				-10	3.85	-8.311	-0.0031	-2.5 to 2.5	Pass
				0	3.85	-4.406	-0.0016	-2.5 to 2.5	Pass
				10	3.85	-11.716	-0.0044	-2.5 to 2.5	Pass
				30	3.85	-15.192	-0.0057	-2.5 to 2.5	Pass
				40	3.85	-10.629	-0.0040	-2.5 to 2.5	Pass
				50	3.85	-9.198	-0.0034	-2.5 to 2.5	Pass

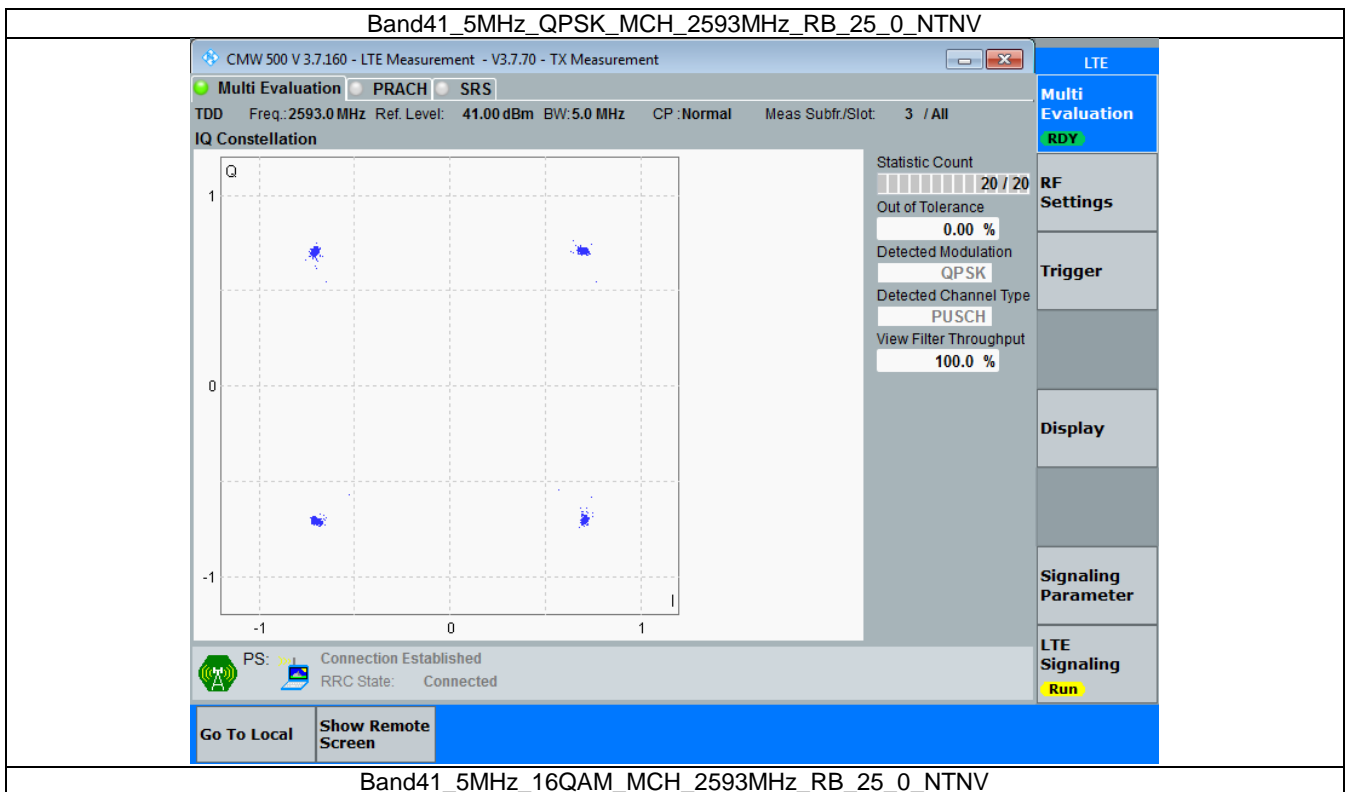
3. Modulation Characteristics

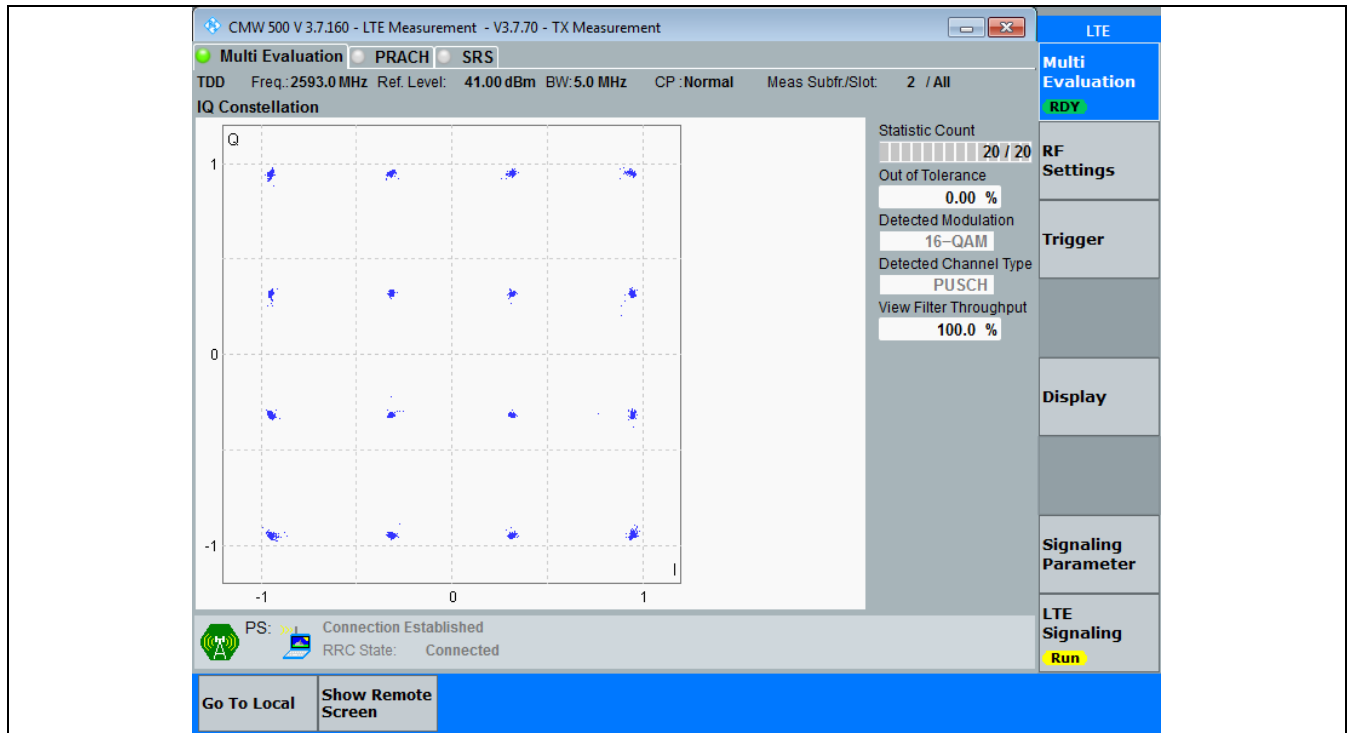
3.1 B41_5MHz

3.1.1 Test Result

Band: 41 / Bandwidth: 5MHz / NTV						
Modulation	Frequency (MHz)	RB Allocation		Modulation Characteristics		Verdict
		Size	Offset	Result	Limit	
QPSK	2593	25	0	Refer To Test Graph		Pass
16QAM	2593	25	0	Refer To Test Graph		Pass

3.1.2 Test Graph





3.2 B41_10MHz

3.2.1 Test Result

Band: 41 / Bandwidth: 10MHz / NTV						
Modulation	Frequency (MHz)	RB Allocation		Modulation Characteristics		Verdict
		Size	Offset	Result	Limit	
QPSK	2593	50	0	Refer To Test Graph		Pass
16QAM	2593	50	0	Refer To Test Graph		Pass

3.2.2 Test Graph

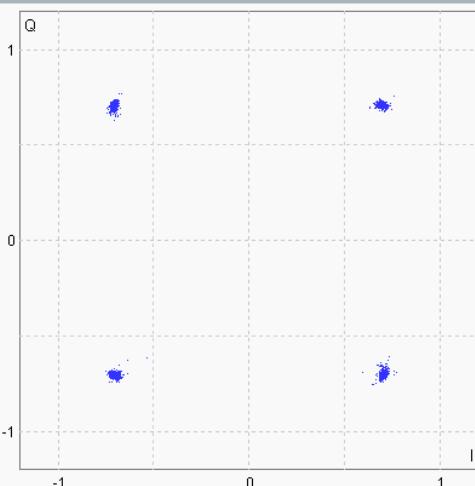
Band41_10MHz_QPSK_MCH_2593MHz_RB_50_0_NTV

CMW 500 V 3.7.160 - LTE Measurement - V3.7.70 - TX Measurement

Multi Evaluation PRACH SRS

TDD Freq.: 2593.0 MHz Ref. Level: 40.30 dBm BW: 10.0 MHz CP: Normal Meas Subfr./Slot: 7 / All

IQ Constellation



Statistic Count: 20 / 20
 Out of Tolerance: 0.00 %
 Detected Modulation: QPSK
 Detected Channel Type: PUSCH
 View Filter Throughput: 100.0 %

PS: Connection Established
 RRC State: Connected

Go To Local Show Remote Screen

LTE Multi Evaluation RDY RF Settings Trigger Display Signaling Parameter LTE Signaling Run

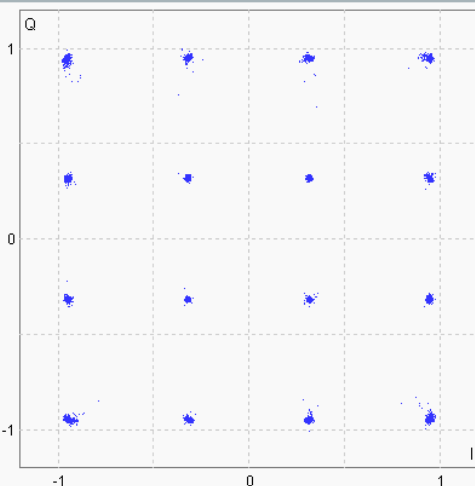
Band41_10MHz_16QAM_MCH_2593MHz_RB_50_0_NTNV

CMW 500 V 3.7.160 - LTE Measurement - V3.7.70 - TX Measurement

Multi Evaluation PRACH SRS

TDD Freq.: 2593.0 MHz Ref. Level: 40.30 dBm BW: 10.0 MHz CP: Normal Meas Subfr./Slot: 7 / All

IQ Constellation



Statistic Count: 20 / 20
 Out of Tolerance: 0.00 %
 Detected Modulation: 16-QAM
 Detected Channel Type: PUSCH
 View Filter Throughput: 100.0 %

PS: Connection Established
 RRC State: Connected

Go To Local Show Remote Screen

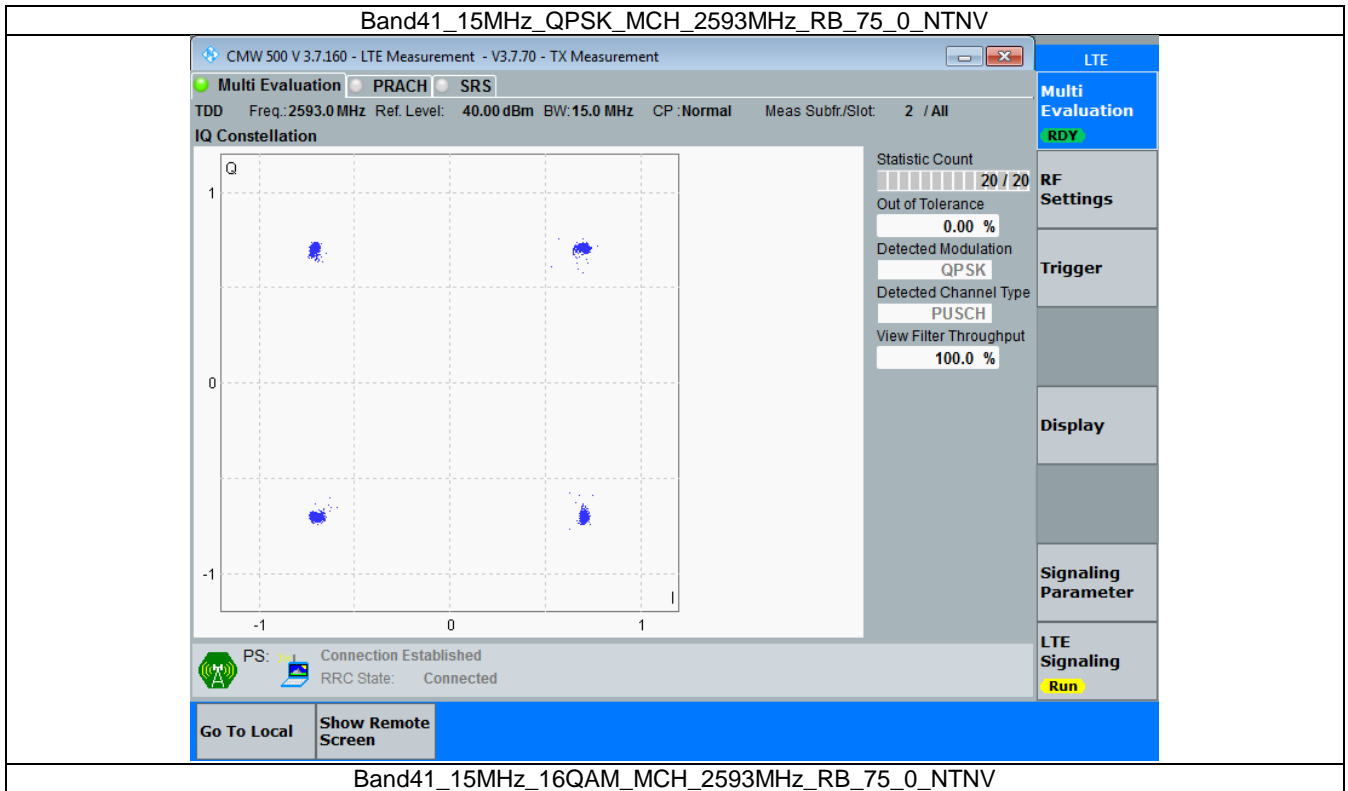
LTE Multi Evaluation RDY RF Settings Trigger Display Signaling Parameter LTE Signaling Run

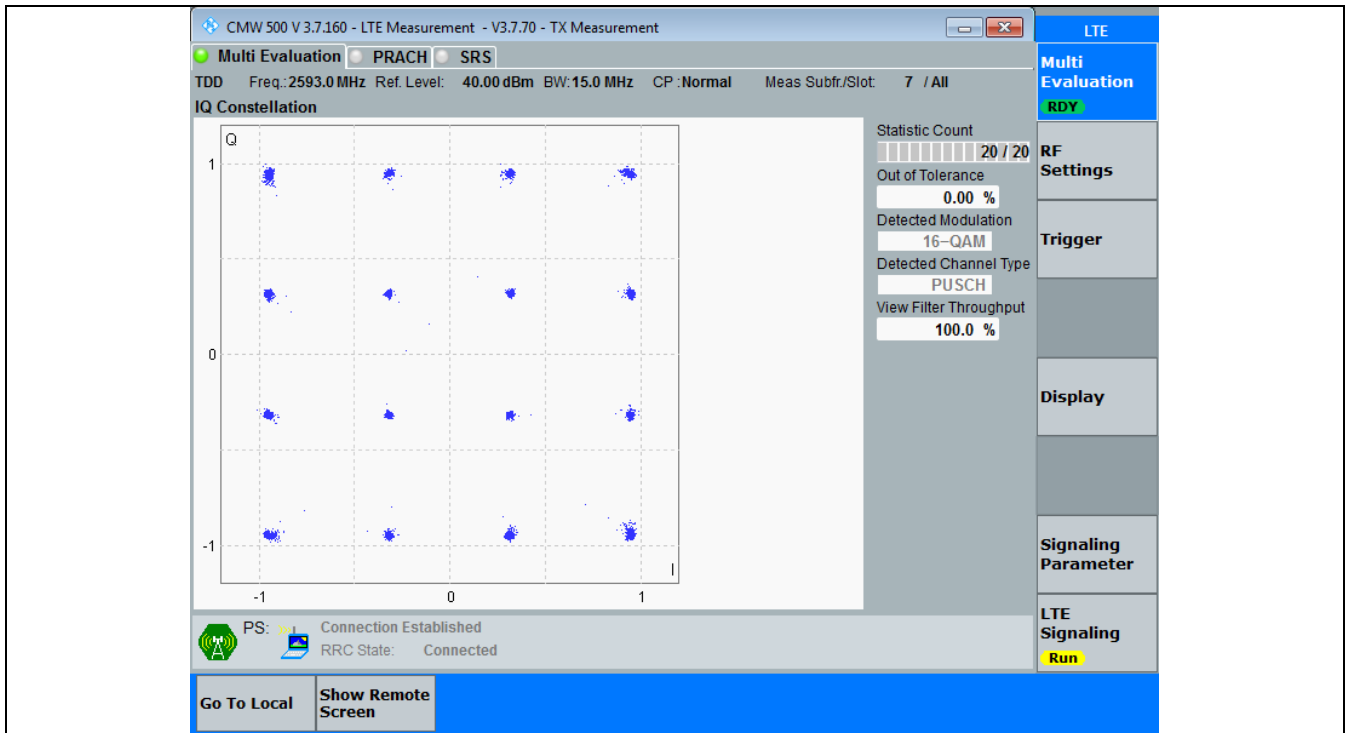
3.3 B41_15MHz

3.3.1 Test Result

Band: 41 / Bandwidth: 15MHz / NTV						
Modulation	Frequency (MHz)	RB Allocation		Modulation Characteristics		Verdict
		Size	Offset	Result	Limit	
QPSK	2593	75	0	Refer To Test Graph		Pass
16QAM	2593	75	0	Refer To Test Graph		Pass

3.3.2 Test Graph





3.4 B41_20MHz

3.4.1 Test Result

Band: 41 / Bandwidth: 20MHz / NTV						
Modulation	Frequency (MHz)	RB Allocation		Modulation Characteristics		Verdict
		Size	Offset	Result	Limit	
QPSK	2593	100	0	Refer To Test Graph		Pass
16QAM	2593	100	0	Refer To Test Graph		Pass

3.4.2 Test Graph

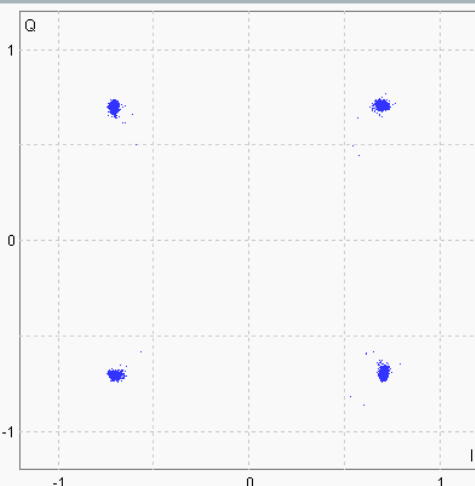
Band41_20MHz_QPSK_MCH_2593MHz_RB_100_0_NTV

CMW 500 V 3.7.160 - LTE Measurement - V3.7.70 - TX Measurement

Multi Evaluation PRACH SRS

TDD Freq.: 2593.0 MHz Ref. Level: 40.10 dBm BW: 20.0 MHz CP: Normal Meas Subfr./Slot: 8 / All

IQ Constellation



Statistic Count: 20 / 20
 Out of Tolerance: 0.00 %
 Detected Modulation: QPSK
 Detected Channel Type: PUSCH
 View Filter Throughput: 100.0 %

PS: Connection Established
 RRC State: Connected

Go To Local Show Remote Screen

LTE Multi Evaluation RDY RF Settings Trigger Display Signaling Parameter LTE Signaling Run

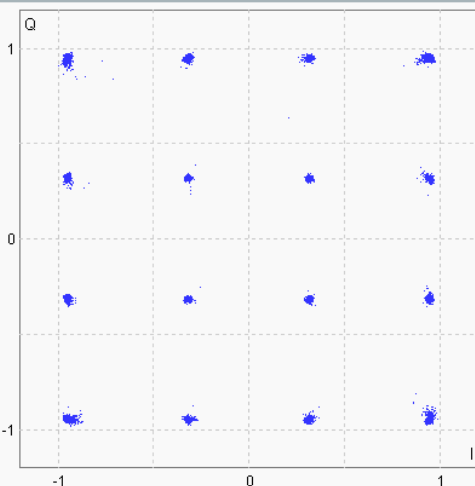
Band41_20MHz_16QAM_MCH_2593MHz_RB_100_0_NTNV

CMW 500 V 3.7.160 - LTE Measurement - V3.7.70 - TX Measurement

Multi Evaluation PRACH SRS

TDD Freq.: 2593.0 MHz Ref. Level: 40.10 dBm BW: 20.0 MHz CP: Normal Meas Subfr./Slot: 2 / All

IQ Constellation



Statistic Count: 20 / 20
 Out of Tolerance: 0.00 %
 Detected Modulation: 16-QAM
 Detected Channel Type: PUSCH
 View Filter Throughput: 100.0 %

PS: Connection Established
 RRC State: Connected

Go To Local Show Remote Screen

LTE Multi Evaluation RDY RF Settings Trigger Display Signaling Parameter LTE Signaling Run

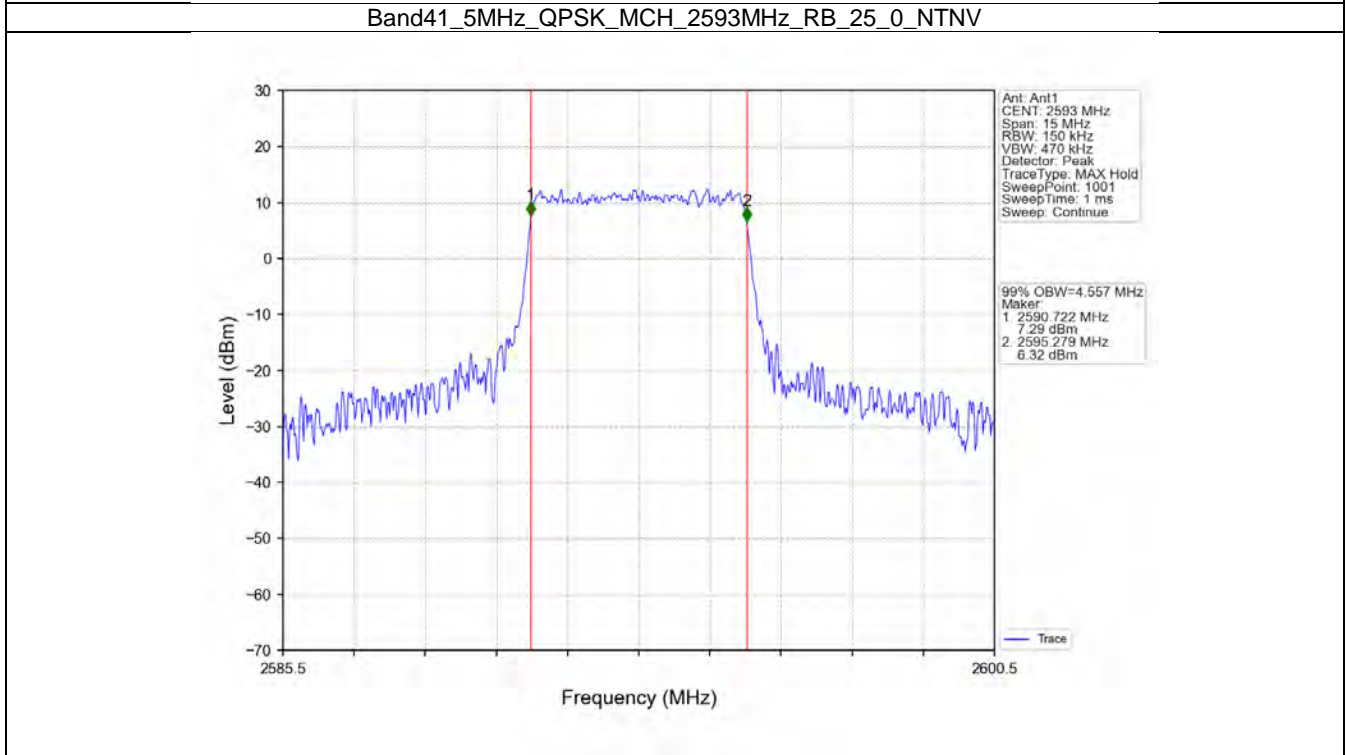
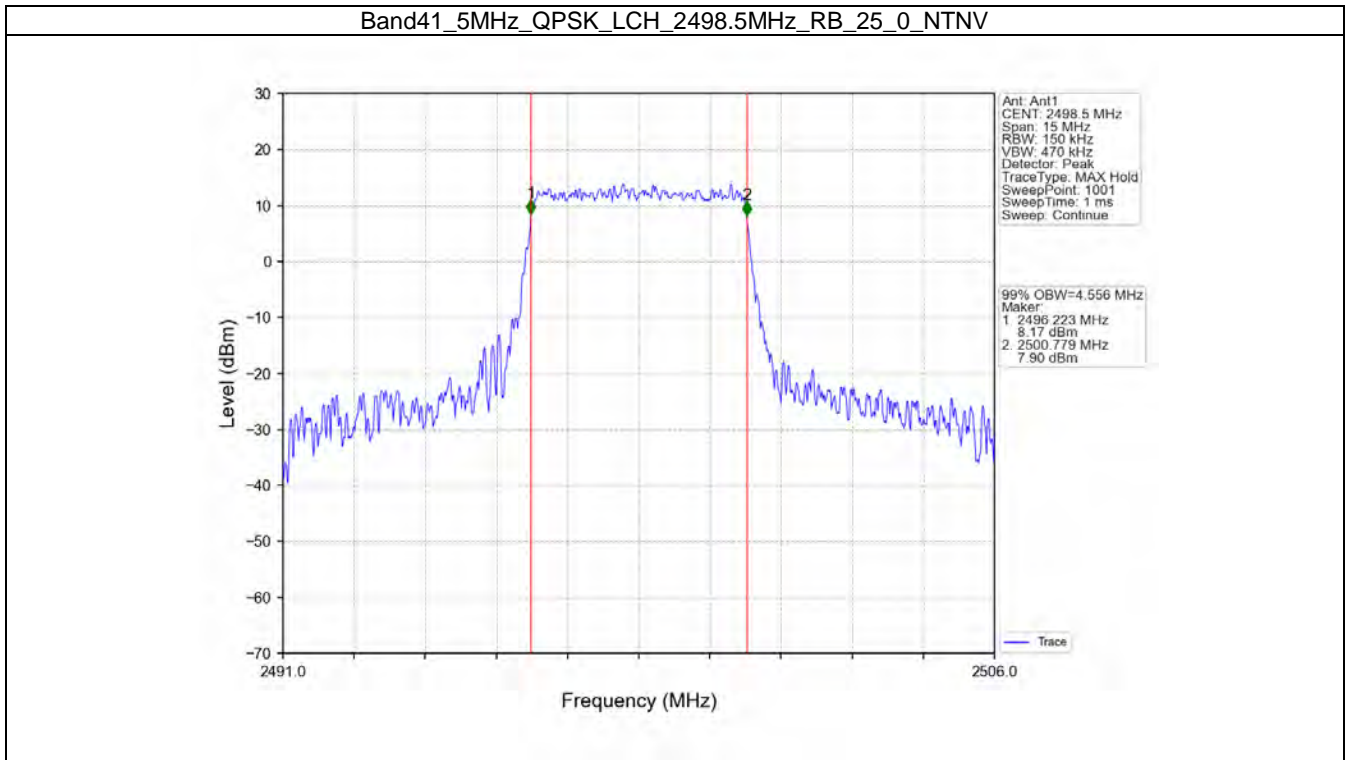
4. 99% & 26dB Bandwidth

4.1 Band41_OBW

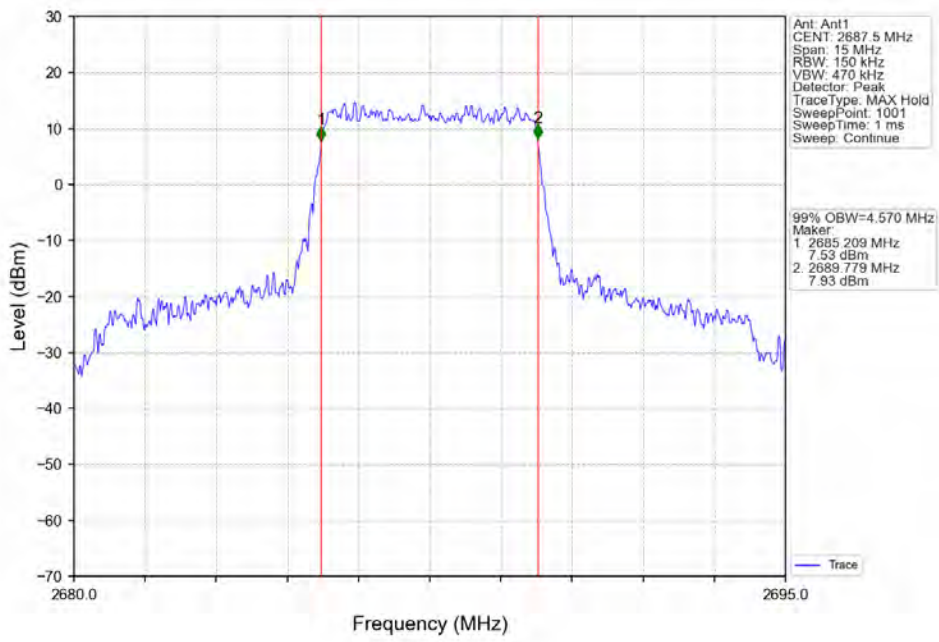
4.1.1 Test Result

Band: 41 / NTNV							
Bandwidth (MHz)	Modulation	Frequency (MHz)	RB Allocation		99% Occupied Bandwidth (MHz)		Verdict
			Size	Offset	Result	Limit	
5	QPSK	2498.5	25	0	4.556	/	Pass
		2593	25	0	4.557	/	Pass
		2687.5	25	0	4.570	/	Pass
	16QAM	2498.5	25	0	4.556	/	Pass
		2593	25	0	4.605	/	Pass
		2687.5	25	0	4.605	/	Pass
10	QPSK	2501	50	0	9.107	/	Pass
		2593	50	0	9.067	/	Pass
		2685	50	0	9.104	/	Pass
	16QAM	2501	50	0	9.088	/	Pass
		2593	50	0	9.059	/	Pass
		2685	50	0	9.085	/	Pass
15	QPSK	2503.5	75	0	13.588	/	Pass
		2593	75	0	13.605	/	Pass
		2682.5	75	0	13.677	/	Pass
	16QAM	2503.5	75	0	13.672	/	Pass
		2593	75	0	13.672	/	Pass
		2682.5	75	0	13.643	/	Pass
20	QPSK	2506	100	0	18.213	/	Pass
		2593	100	0	18.143	/	Pass
		2680	100	0	18.179	/	Pass
	16QAM	2506	100	0	18.195	/	Pass
		2593	100	0	18.191	/	Pass
		2680	100	0	18.170	/	Pass

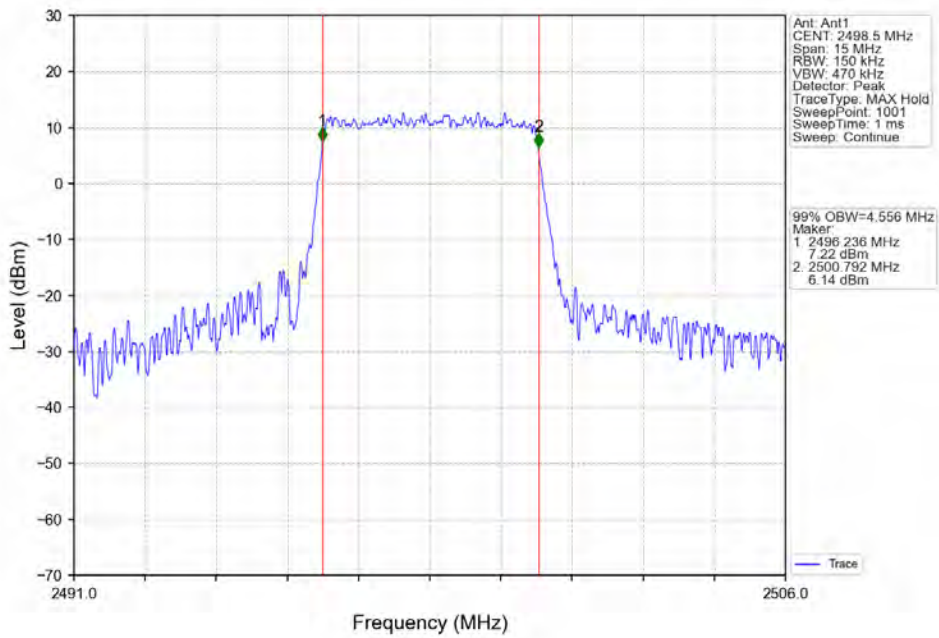
4.1.2 Test Graph



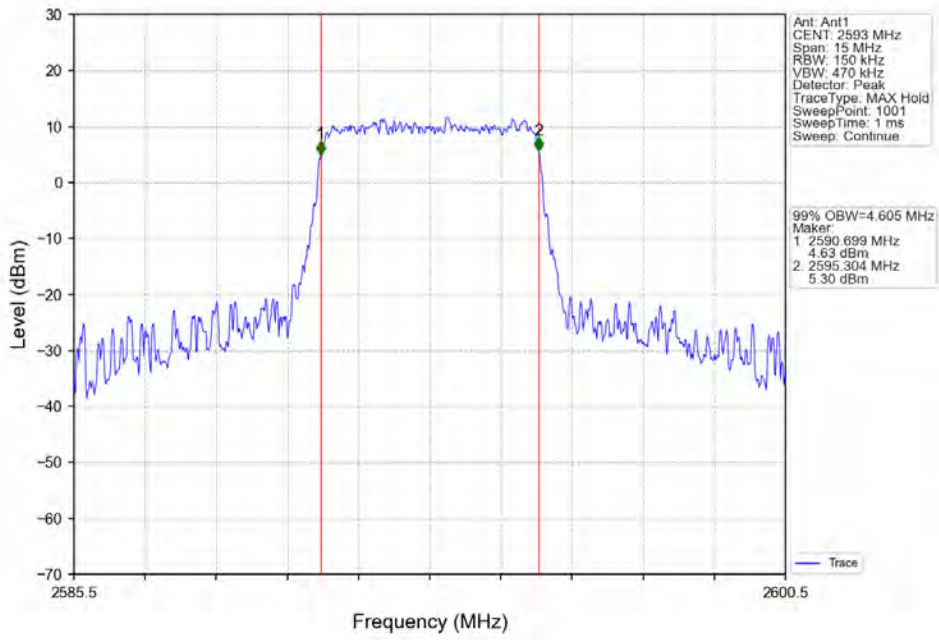
Band41_5MHz_QPSK_HCH_2687.5MHz_RB_25_0_NTNV



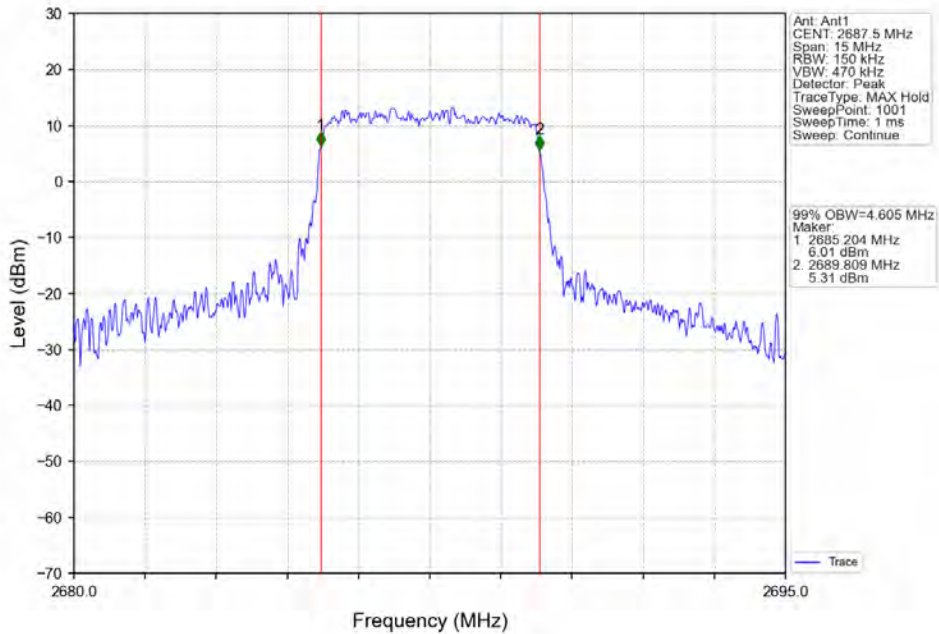
Band41_5MHz_16QAM_LCH_2498.5MHz_RB_25_0_NTNV



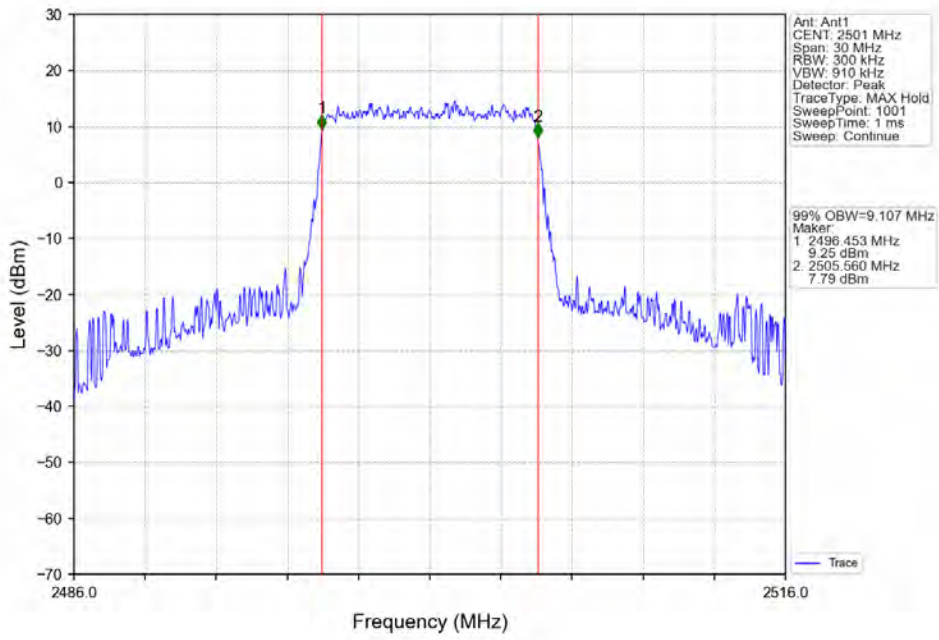
Band41_5MHz_16QAM_MCH_2593MHz_RB_25_0_NTNV



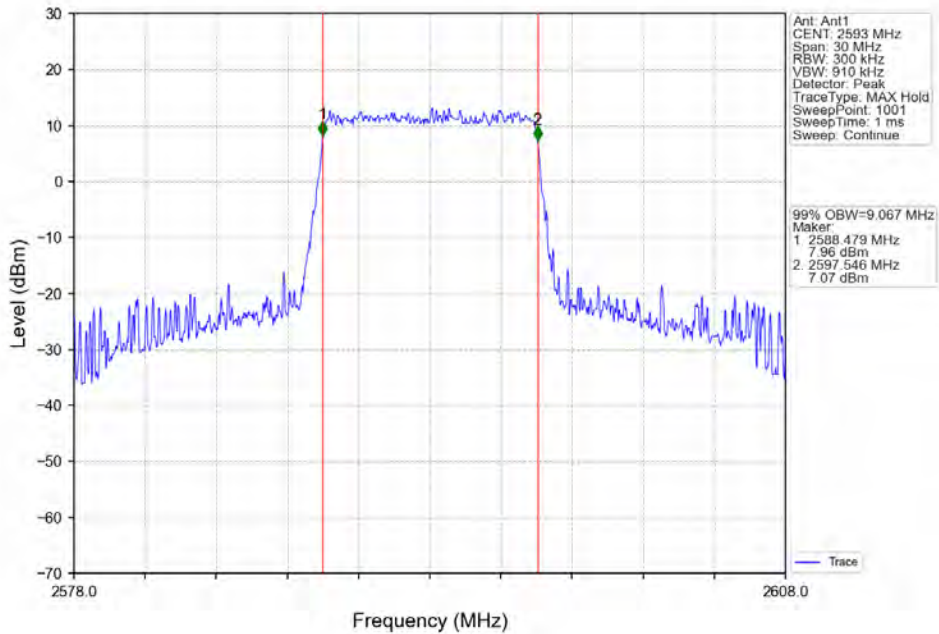
Band41_5MHz_16QAM_HCH_2687.5MHz_RB_25_0_NTNV



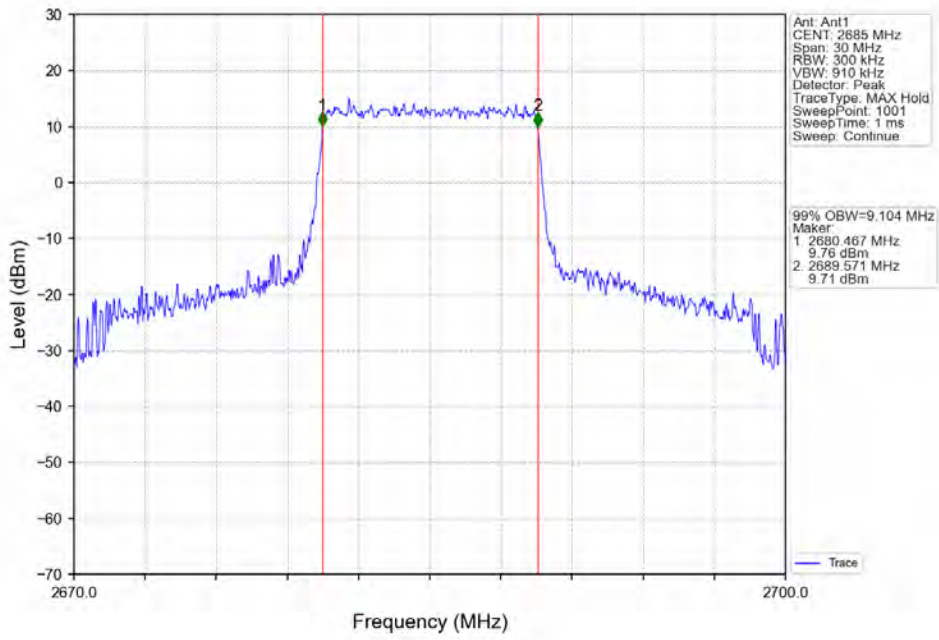
Band41_10MHz_QPSK_LCH_2501MHz_RB_50_0_NTNV



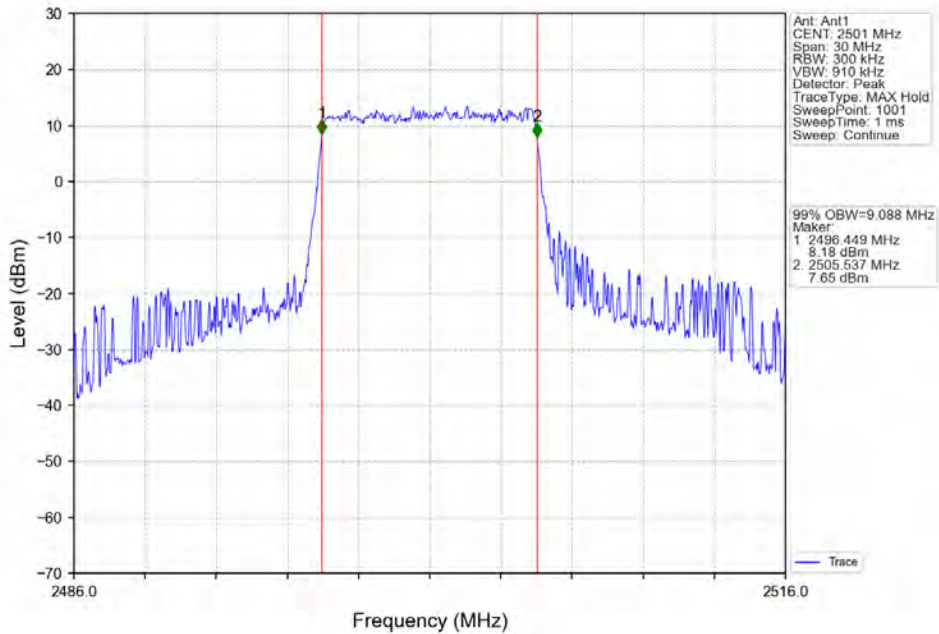
Band41_10MHz_QPSK_MCH_2593MHz_RB_50_0_NTNV



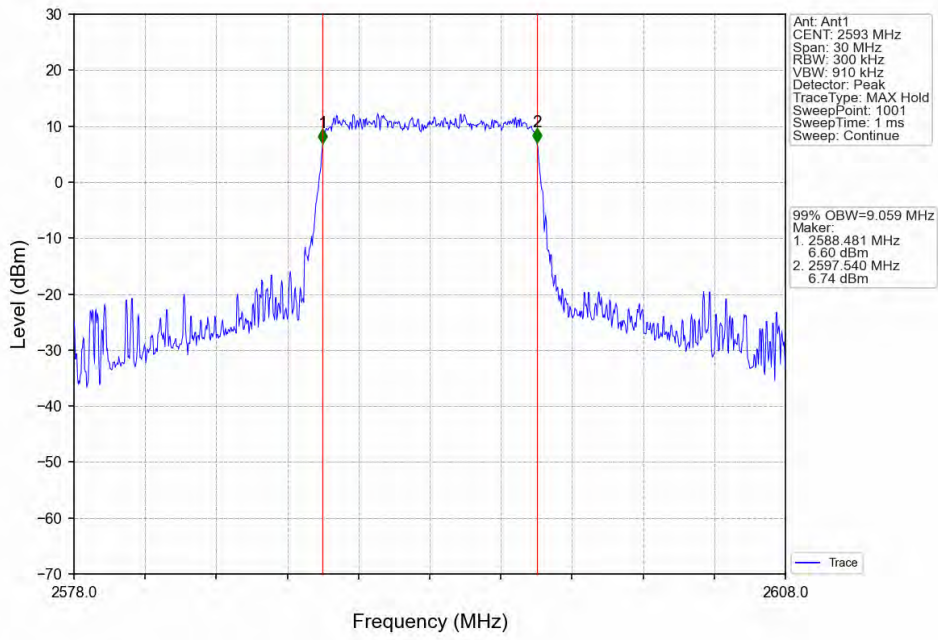
Band41_10MHz_QPSK_HCH_2685MHz_RB_50_0_NTNV



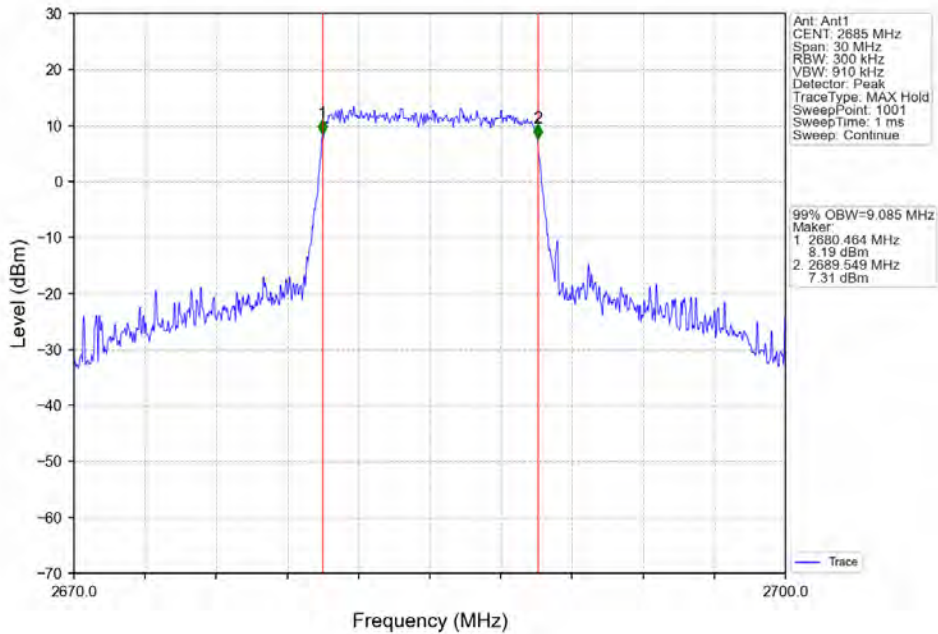
Band41_10MHz_16QAM_LCH_2501MHz_RB_50_0_NTNV



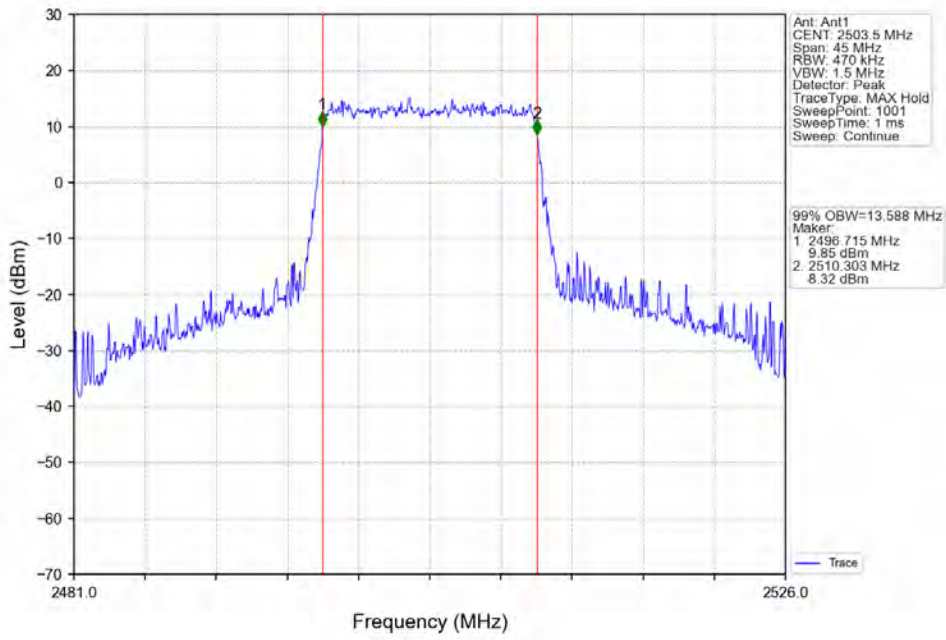
Band41_10MHz_16QAM_MCH_2593MHz_RB_50_0_NTNV



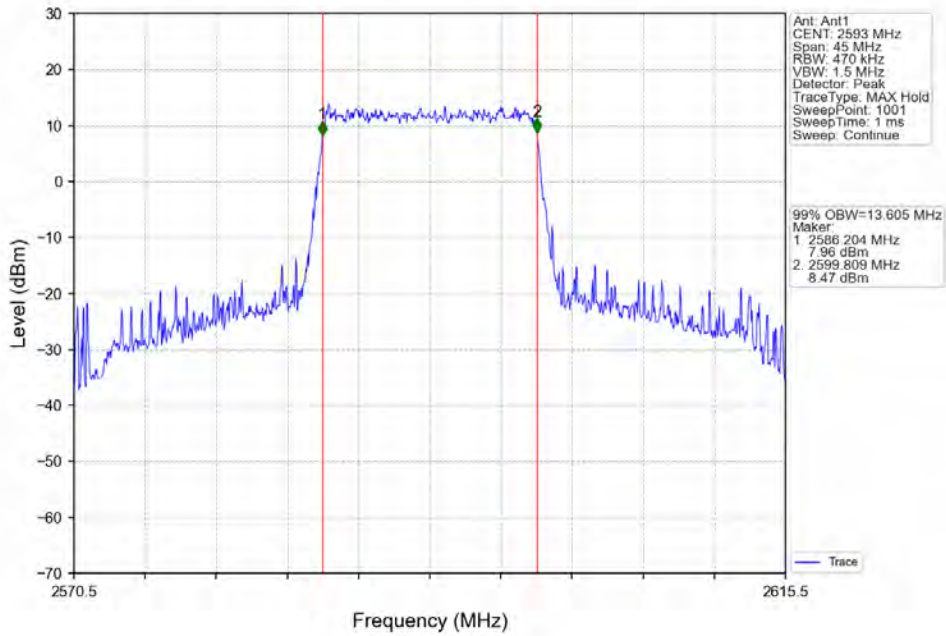
Band41_10MHz_16QAM_HCH_2685MHz_RB_50_0_NTNV



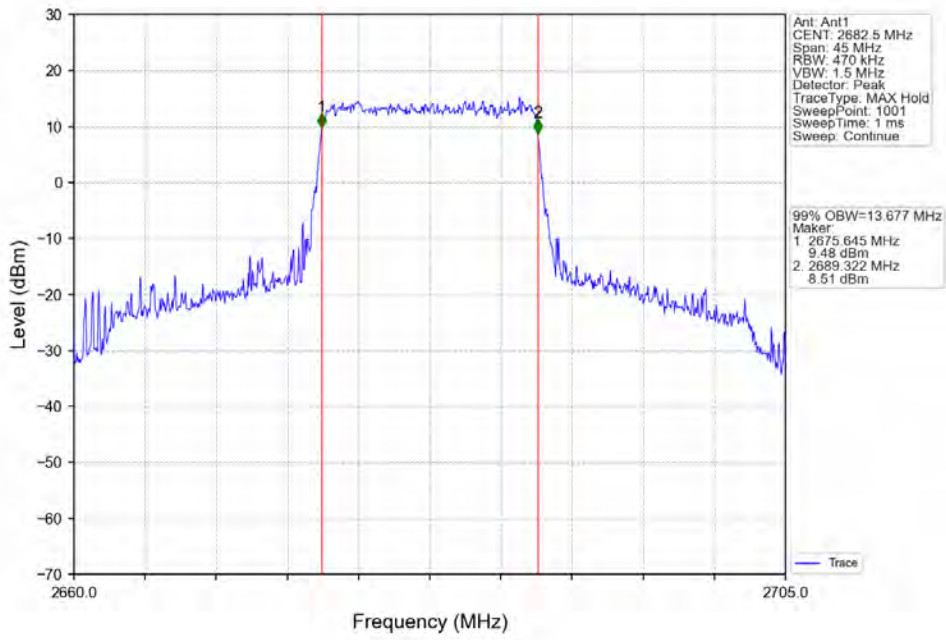
Band41_15MHz_QPSK_LCH_2503.5MHz_RB_75_0_NTNV



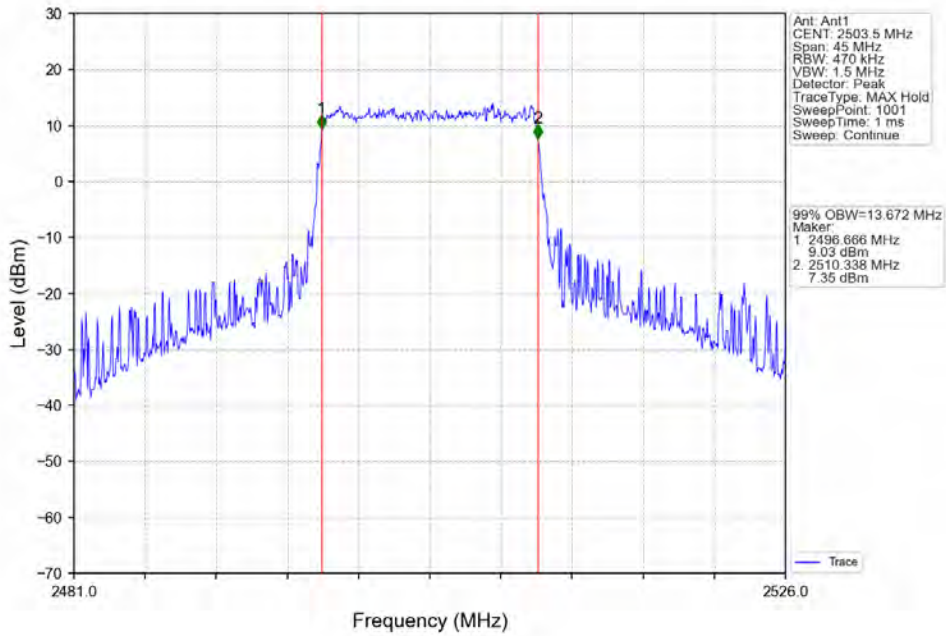
Band41_15MHz_QPSK_MCH_2593MHz_RB_75_0_NTNV



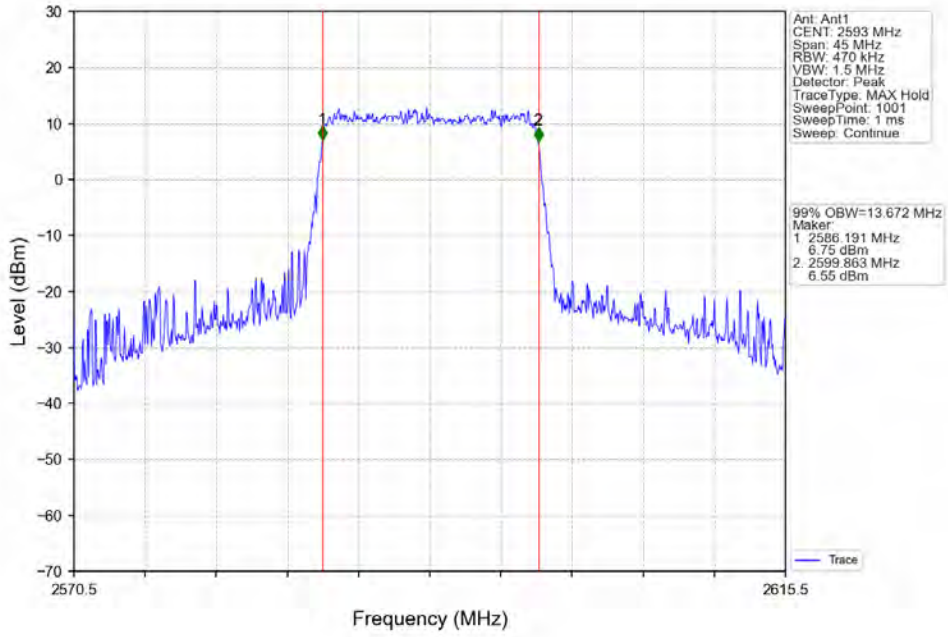
Band41_15MHz_QPSK_HCH_2682.5MHz_RB_75_0_NTNV



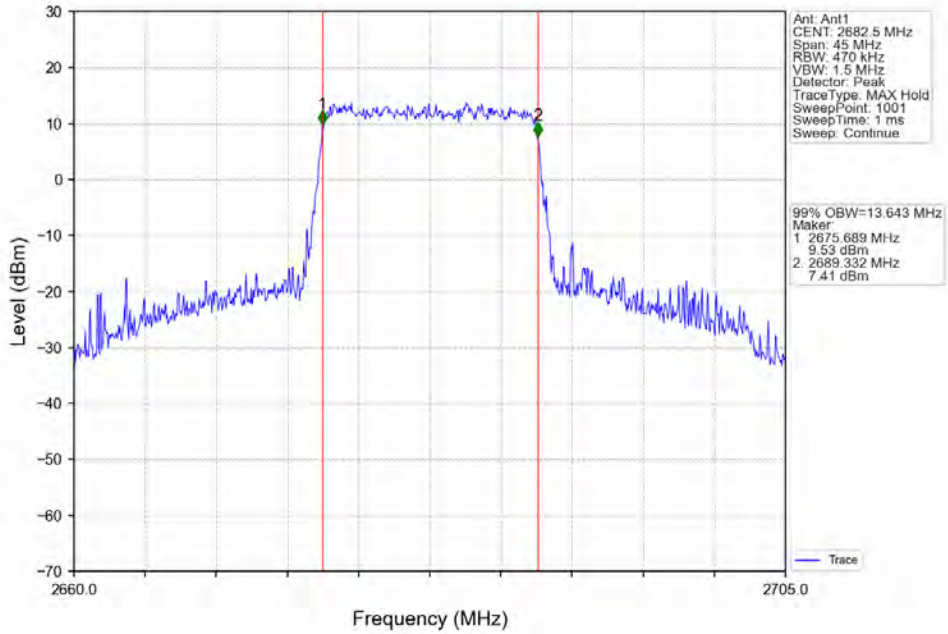
Band41_15MHz_16QAM_LCH_2503.5MHz_RB_75_0_NTNV



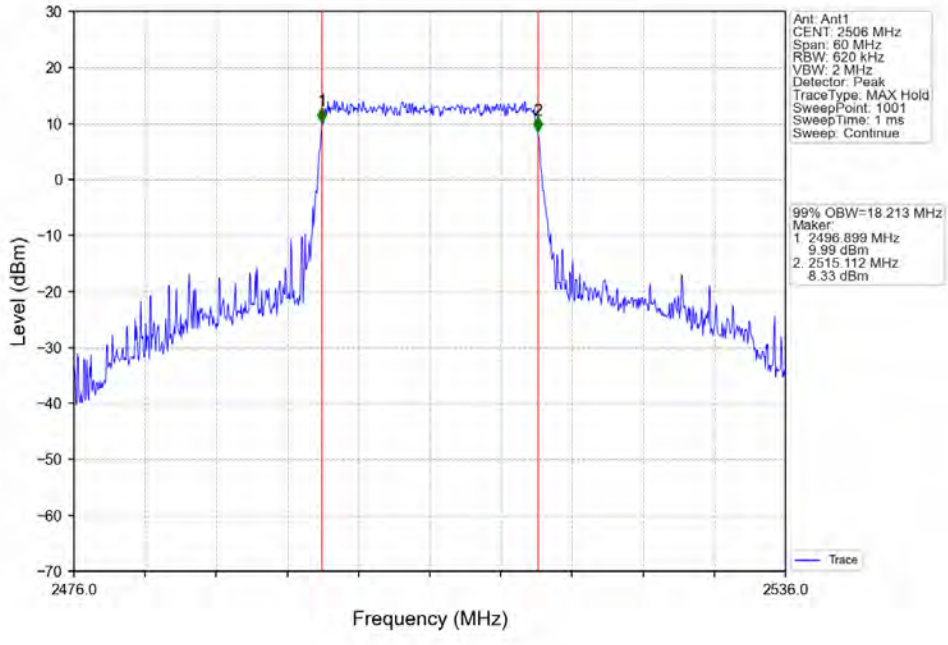
Band41_15MHz_16QAM_MCH_2593MHz_RB_75_0_NTNV



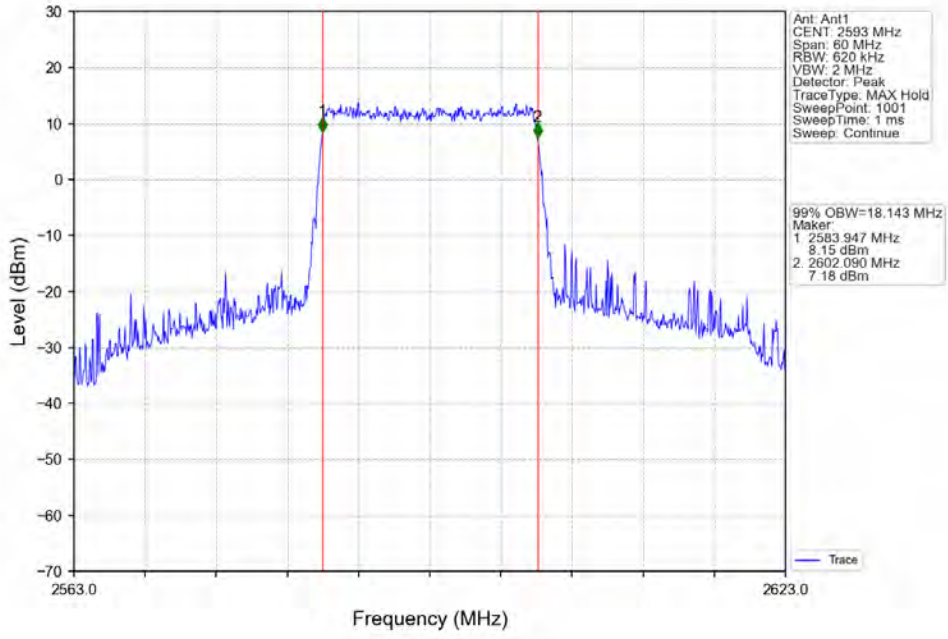
Band41_15MHz_16QAM_HCH_2682.5MHz_RB_75_0_NTNV



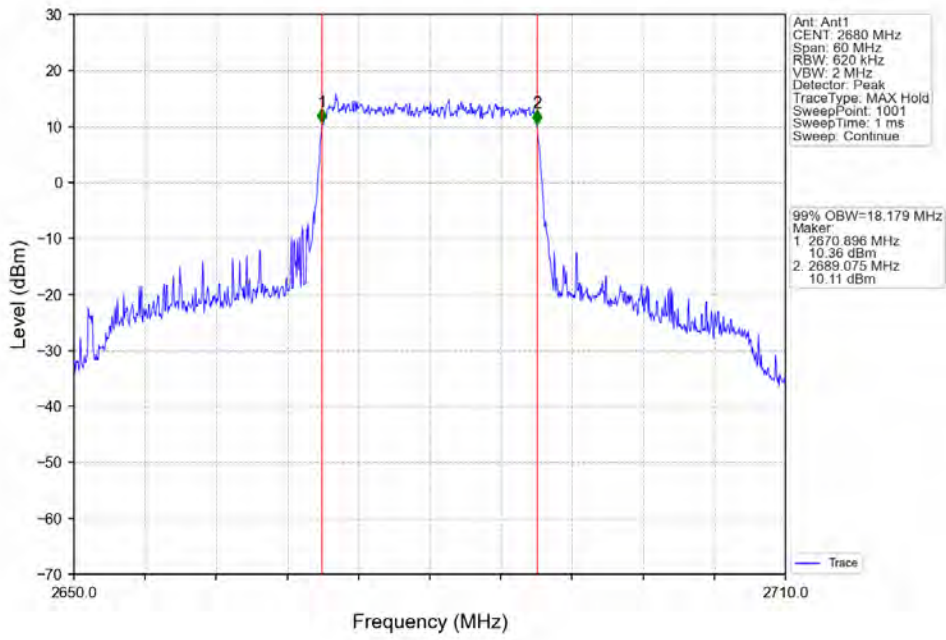
Band41_20MHz_QPSK_LCH_2506MHz_RB_100_0_NTNV



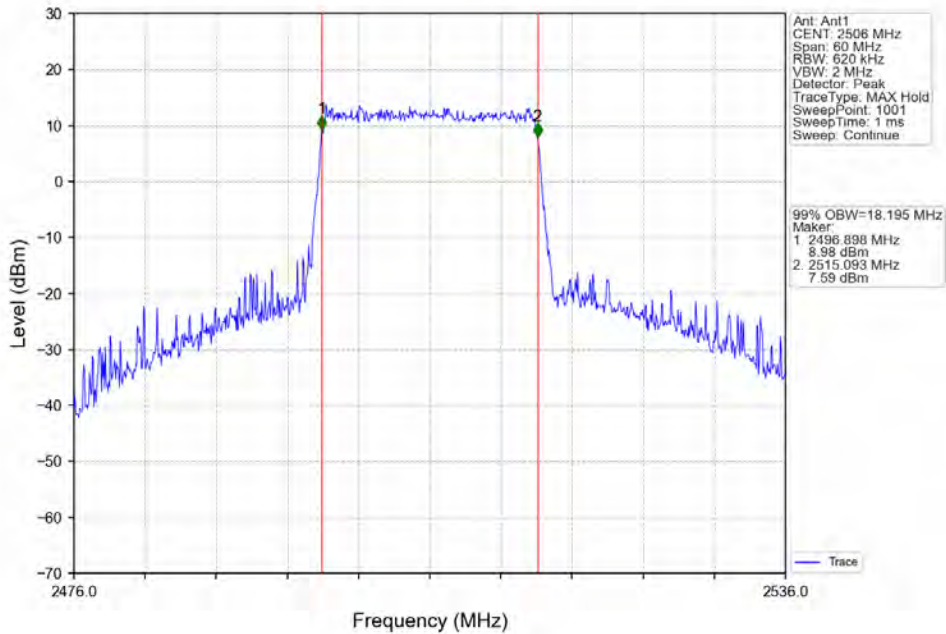
Band41_20MHz_QPSK_MCH_2593MHz_RB_100_0_NTNV



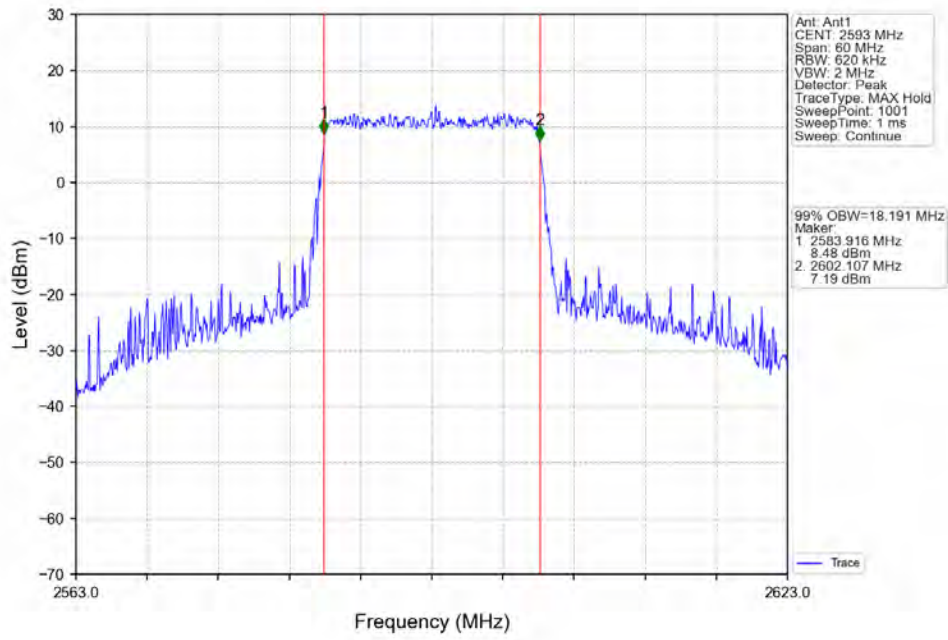
Band41_20MHz_QPSK_HCH_2680MHz_RB_100_0_NTNV



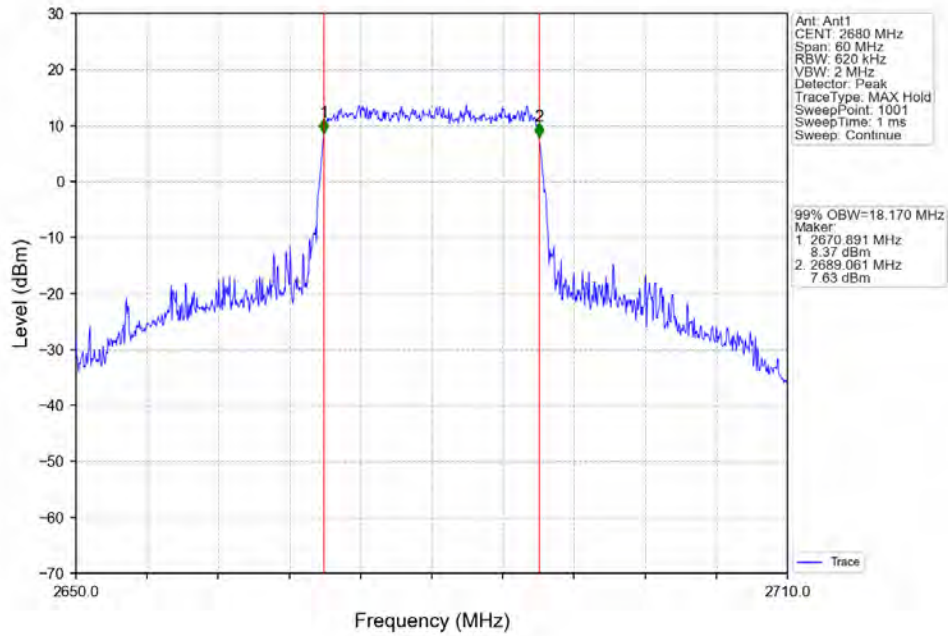
Band41_20MHz_16QAM_LCH_2506MHz_RB_100_0_NTNV



Band41_20MHz_16QAM_MCH_2593MHz_RB_100_0_NTNV



Band41_20MHz_16QAM_HCH_2680MHz_RB_100_0_NTNV

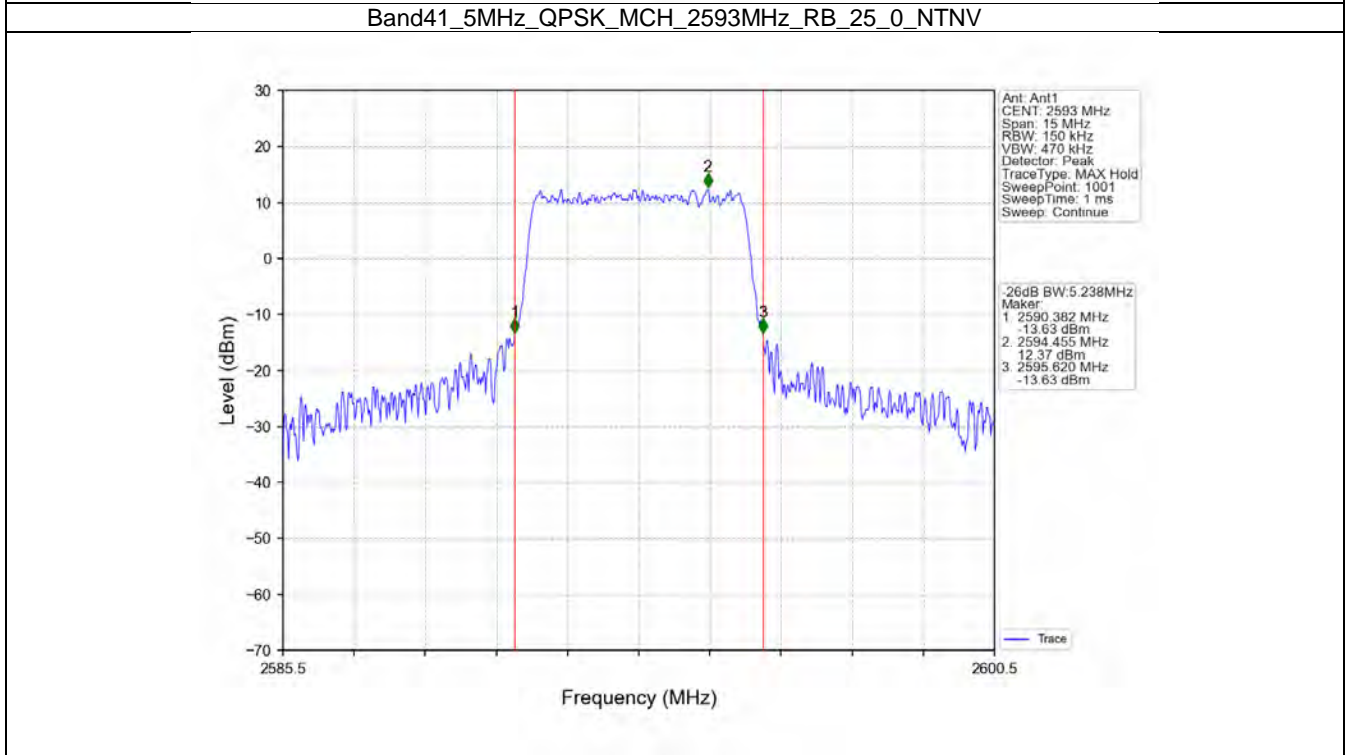
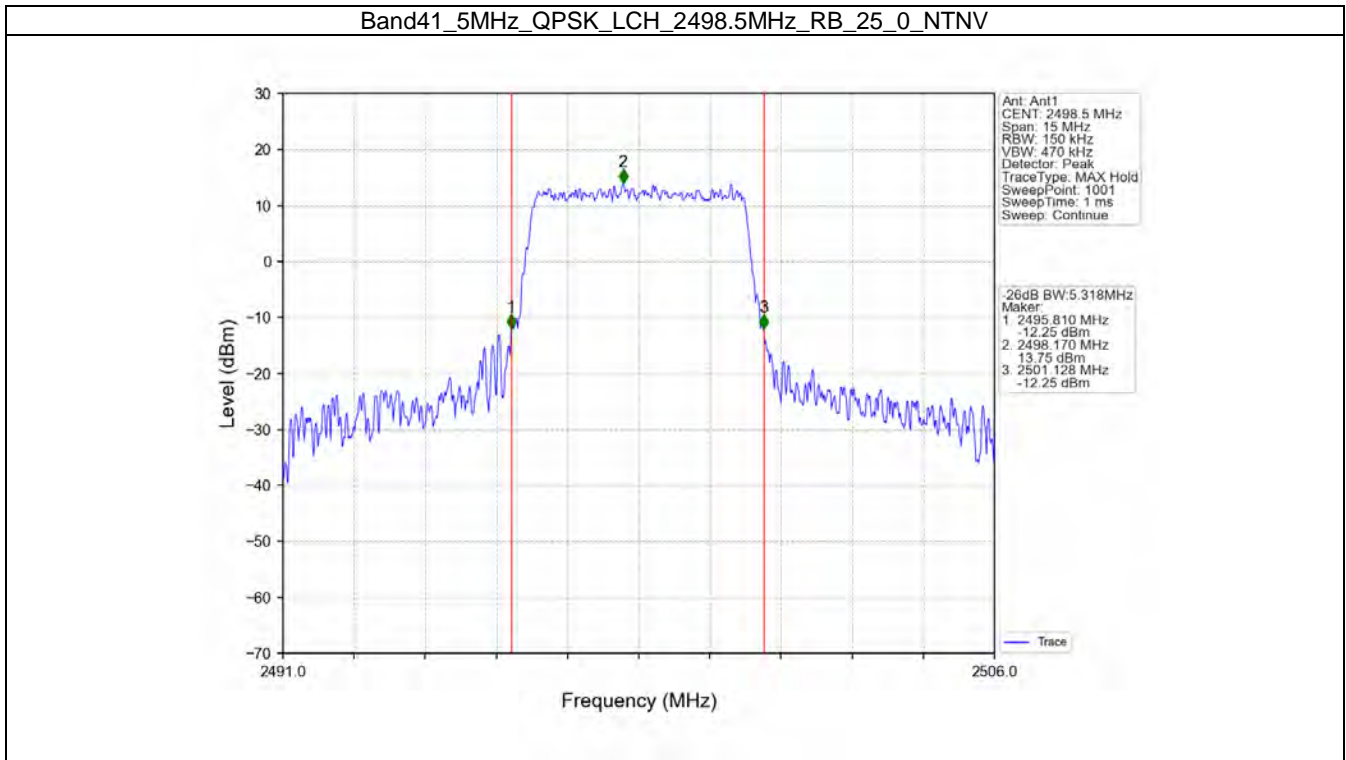


4.2 Band41_XDB

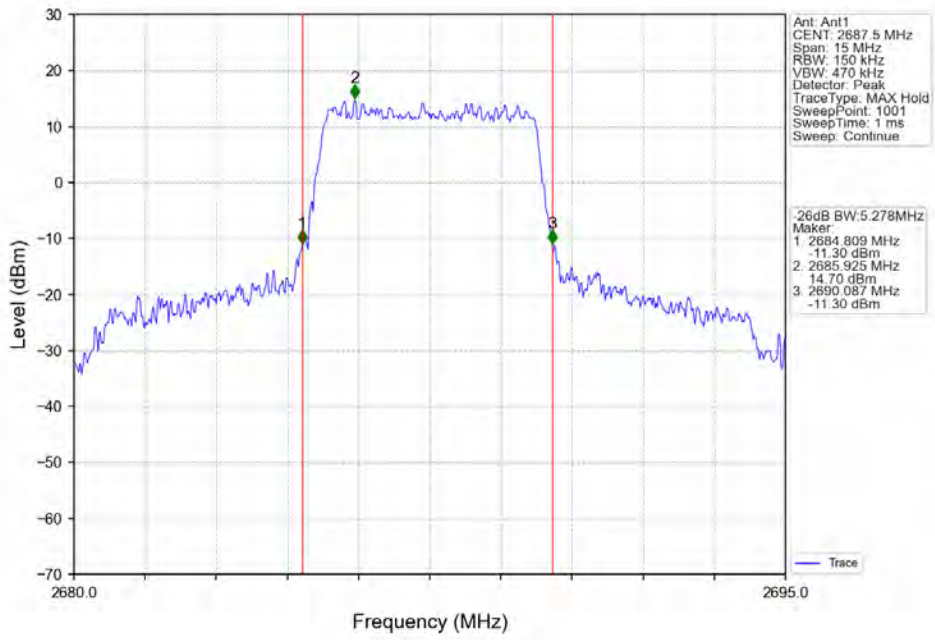
4.2.1 Test Result

Band: 41 / NTNV							
Bandwidth (MHz)	Modulation	Frequency (MHz)	RB Allocation		26dB Bandwidth (MHz)		Verdict
			Size	Offset	Result	Limit	
5	QPSK	2498.5	25	0	5.318	/	Pass
		2593	25	0	5.238	/	Pass
		2687.5	25	0	5.278	/	Pass
	16QAM	2498.5	25	0	5.209	/	Pass
		2593	25	0	5.274	/	Pass
		2687.5	25	0	5.436	/	Pass
10	QPSK	2501	50	0	10.224	/	Pass
		2593	50	0	10.364	/	Pass
		2685	50	0	10.439	/	Pass
	16QAM	2501	50	0	11.267	/	Pass
		2593	50	0	10.425	/	Pass
		2685	50	0	10.503	/	Pass
15	QPSK	2503.5	75	0	15.343	/	Pass
		2593	75	0	15.435	/	Pass
		2682.5	75	0	16.242	/	Pass
	16QAM	2503.5	75	0	16.625	/	Pass
		2593	75	0	16.379	/	Pass
		2682.5	75	0	16.873	/	Pass
20	QPSK	2506	100	0	21.955	/	Pass
		2593	100	0	21.402	/	Pass
		2680	100	0	21.645	/	Pass
	16QAM	2506	100	0	20.168	/	Pass
		2593	100	0	20.301	/	Pass
		2680	100	0	22.279	/	Pass

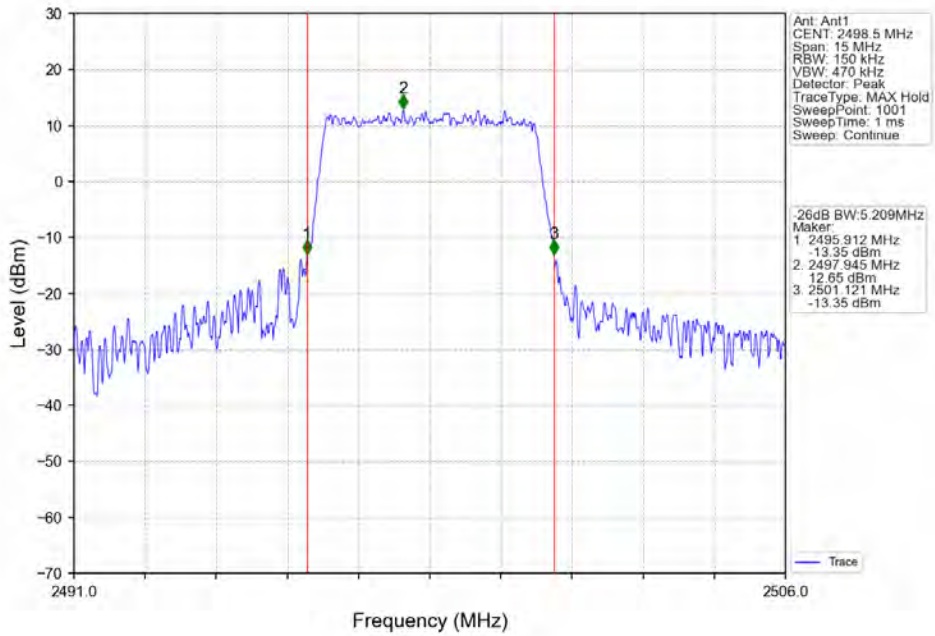
4.2.2 Test Graph



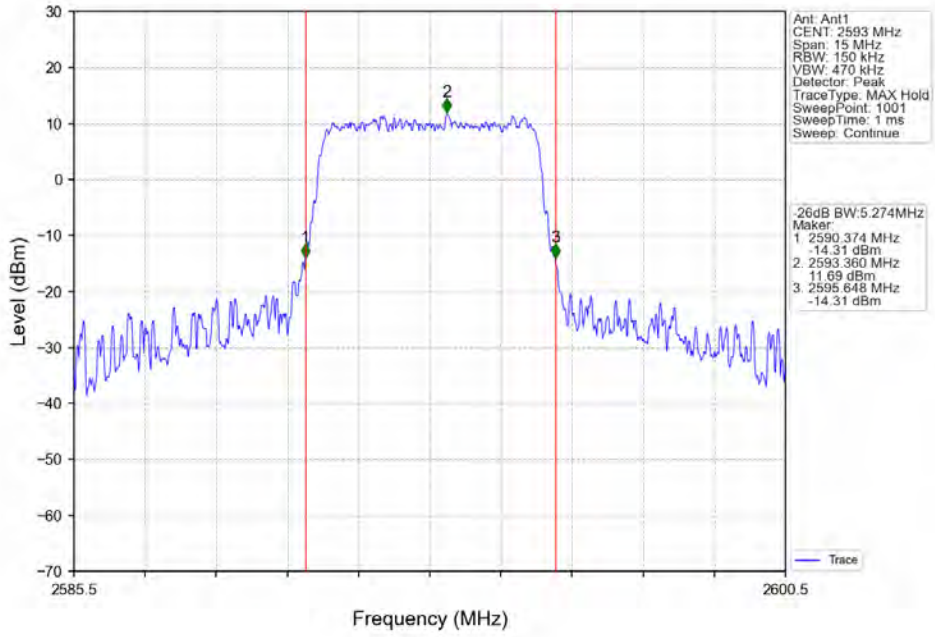
Band41_5MHz_QPSK_HCH_2687.5MHz_RB_25_0_NTNV



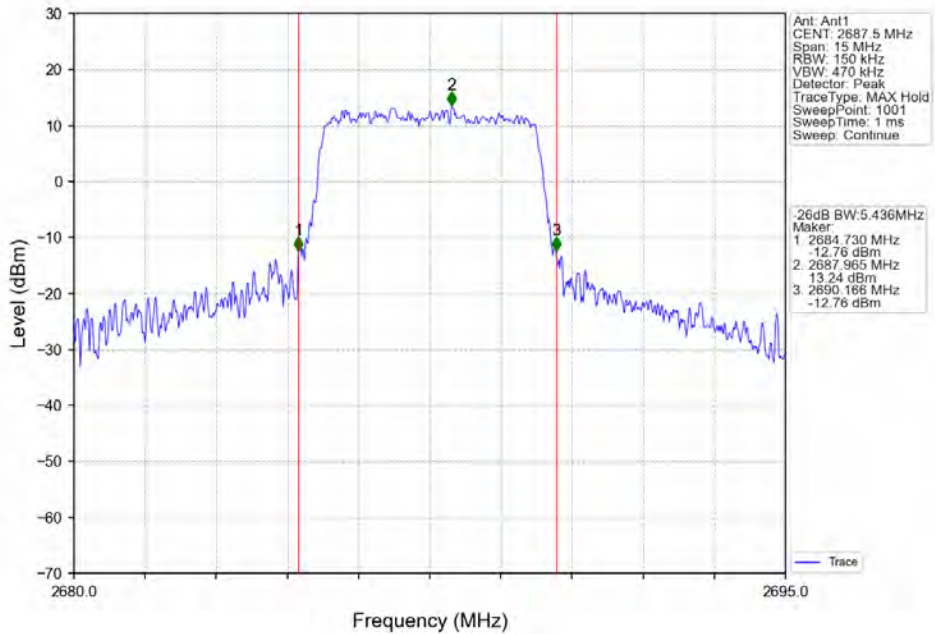
Band41_5MHz_16QAM_LCH_2498.5MHz_RB_25_0_NTNV



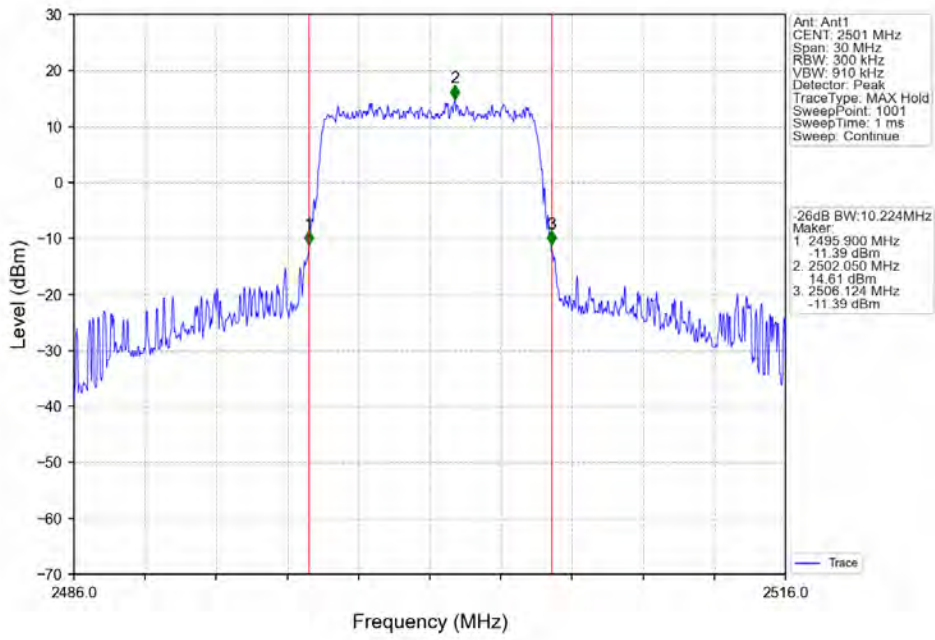
Band41_5MHz_16QAM_MCH_2593MHz_RB_25_0_NTNV



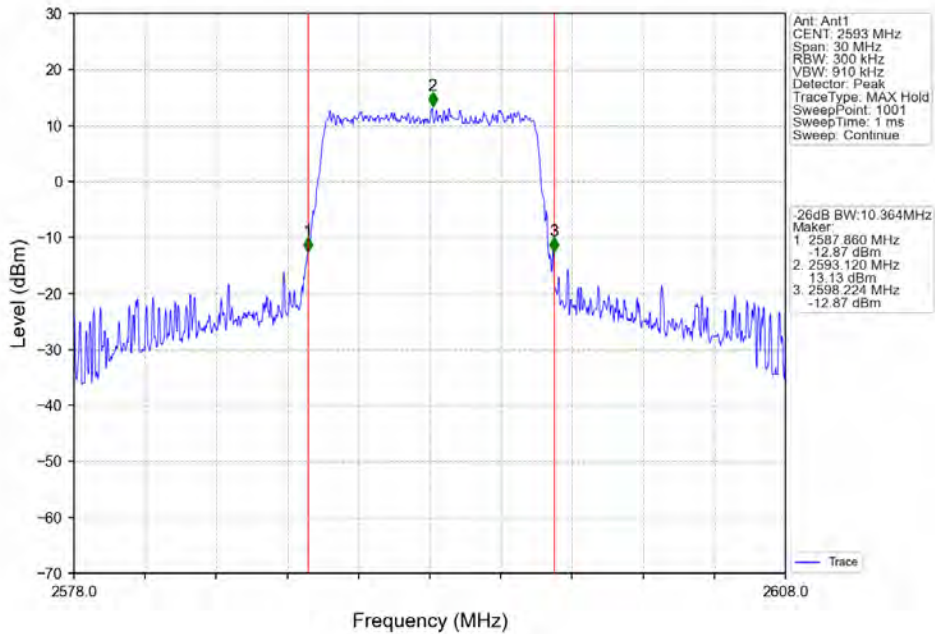
Band41_5MHz_16QAM_HCH_2687.5MHz_RB_25_0_NTNV



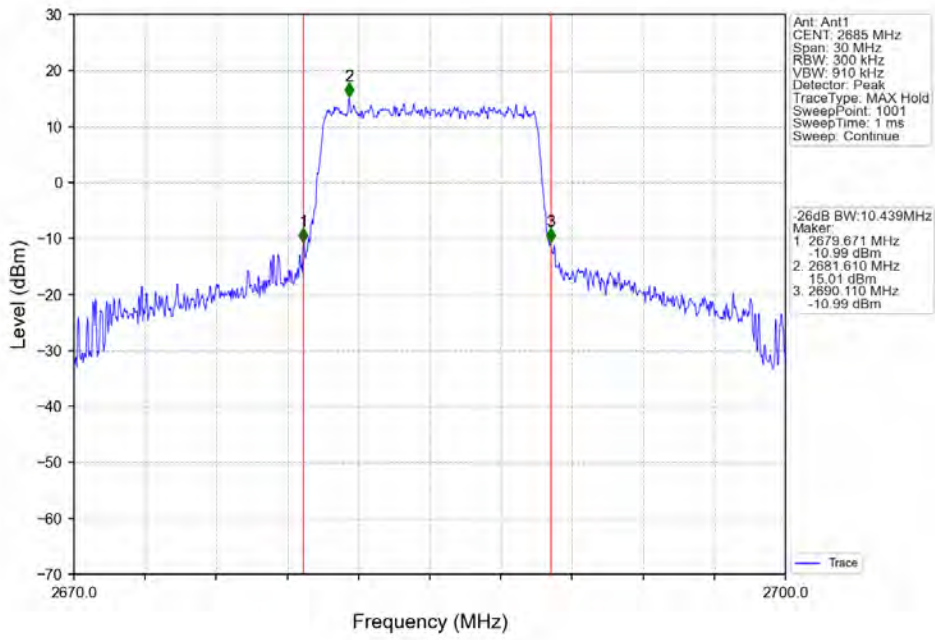
Band41_10MHz_QPSK_LCH_2501MHz_RB_50_0_NTNV



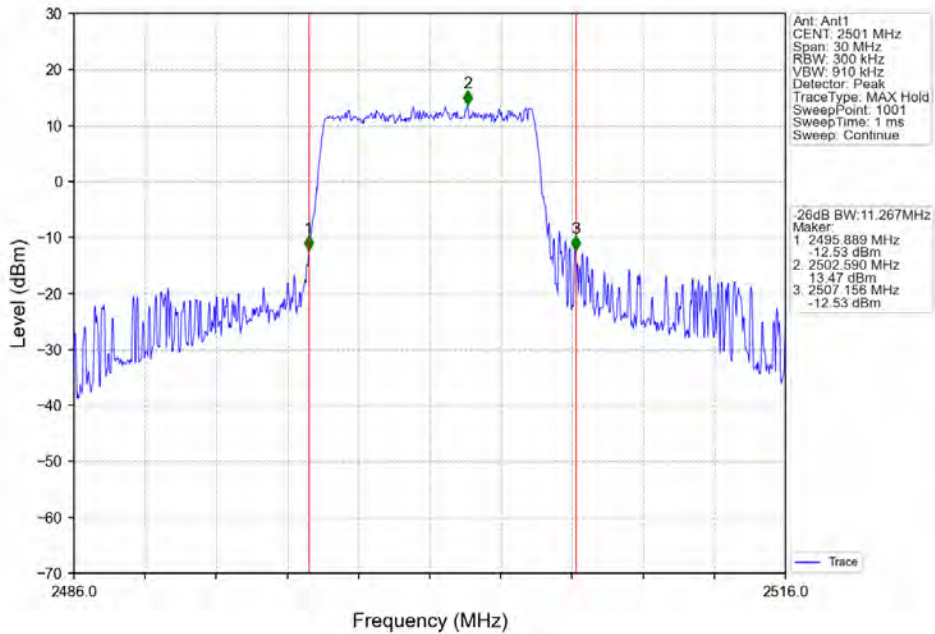
Band41_10MHz_QPSK_MCH_2593MHz_RB_50_0_NTNV



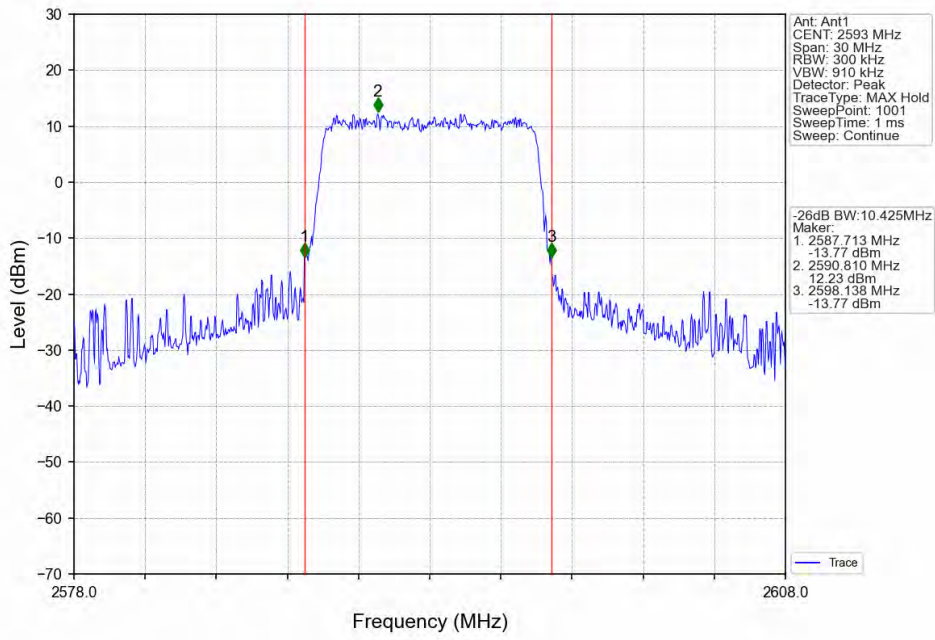
Band41_10MHz_QPSK_HCH_2685MHz_RB_50_0_NTNV



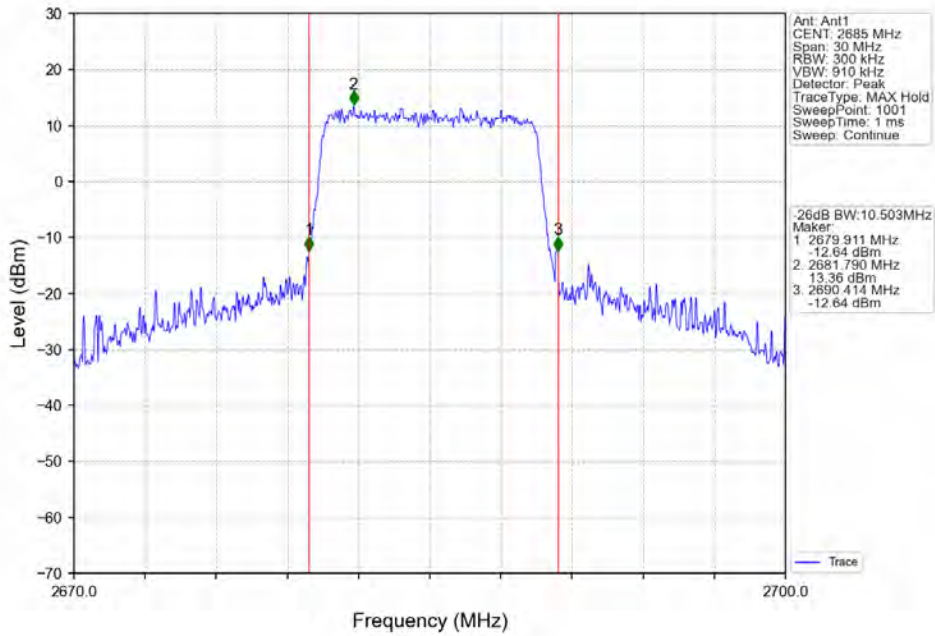
Band41_10MHz_16QAM_LCH_2501MHz_RB_50_0_NTNV



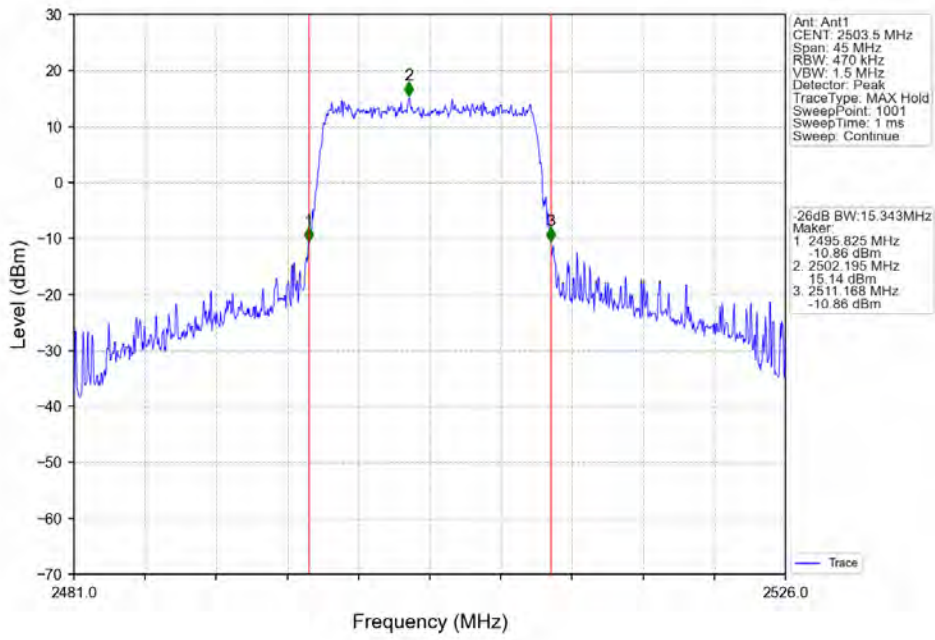
Band41_10MHz_16QAM_MCH_2593MHz_RB_50_0_NTNV



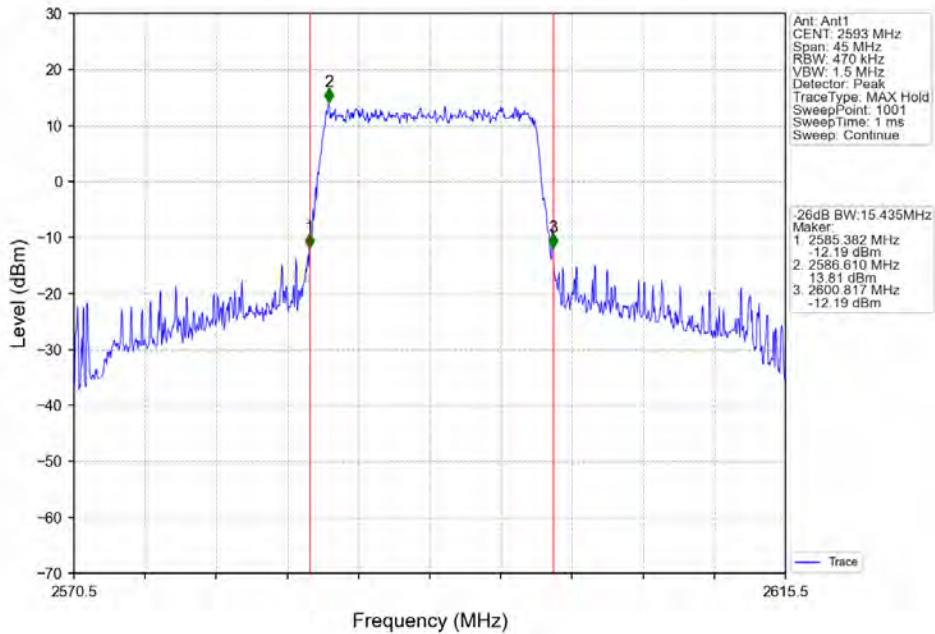
Band41_10MHz_16QAM_HCH_2685MHz_RB_50_0_NTNV



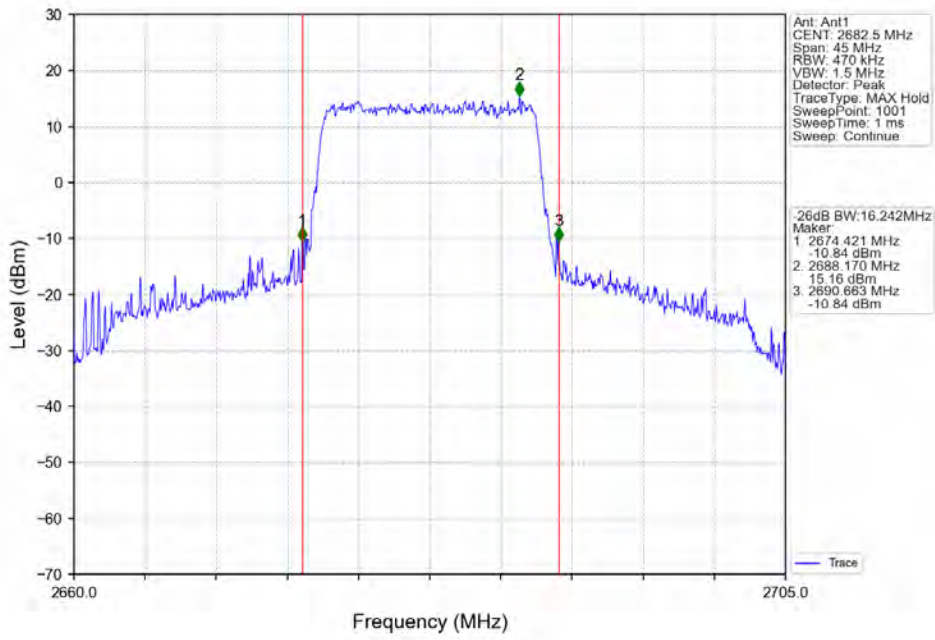
Band41_15MHz_QPSK_LCH_2503.5MHz_RB_75_0_NTNV



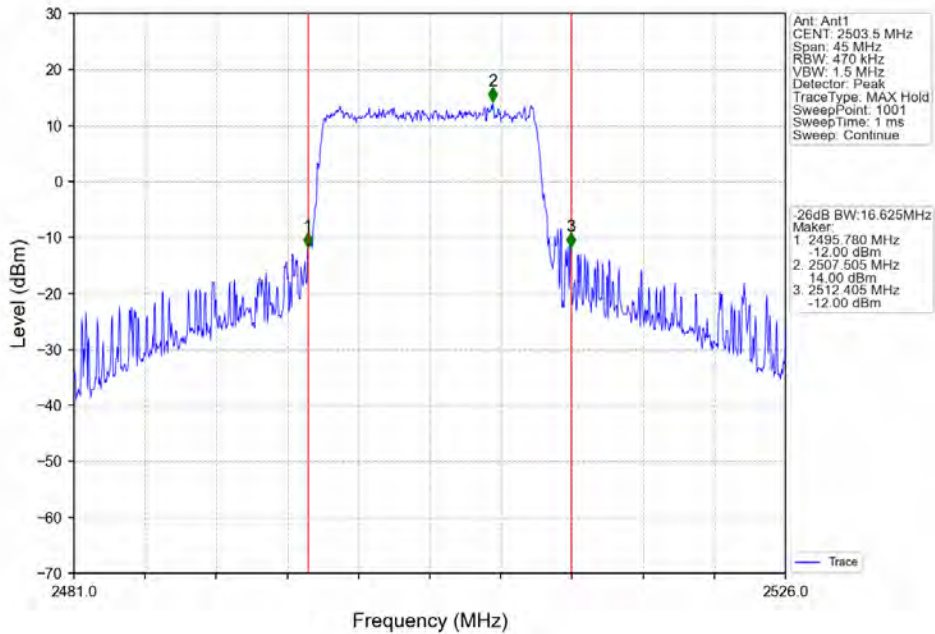
Band41_15MHz_QPSK_MCH_2593MHz_RB_75_0_NTNV



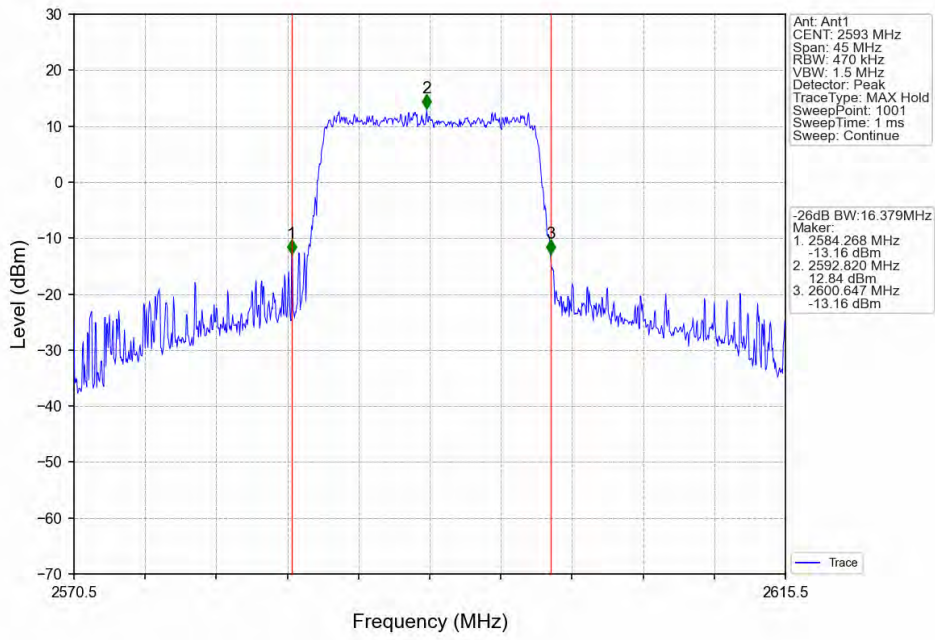
Band41_15MHz_QPSK_HCH_2682.5MHz_RB_75_0_NTNV



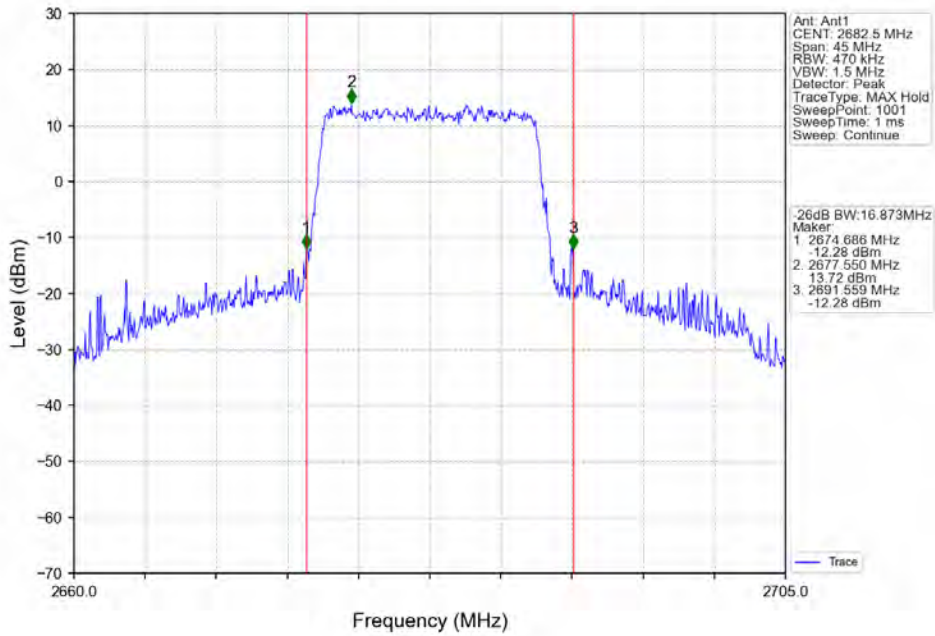
Band41_15MHz_16QAM_LCH_2503.5MHz_RB_75_0_NTNV



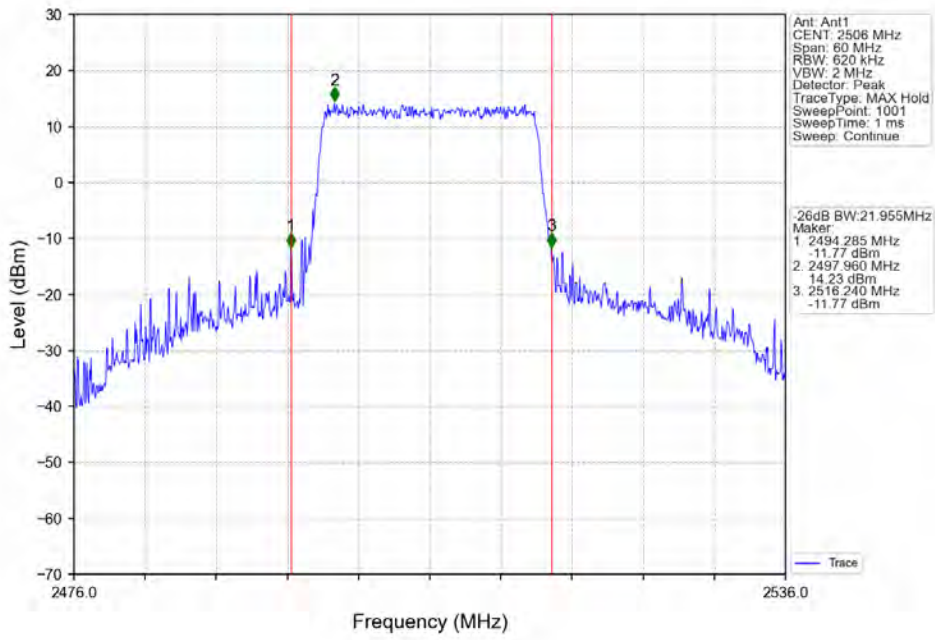
Band41_15MHz_16QAM_MCH_2593MHz_RB_75_0_NTNV



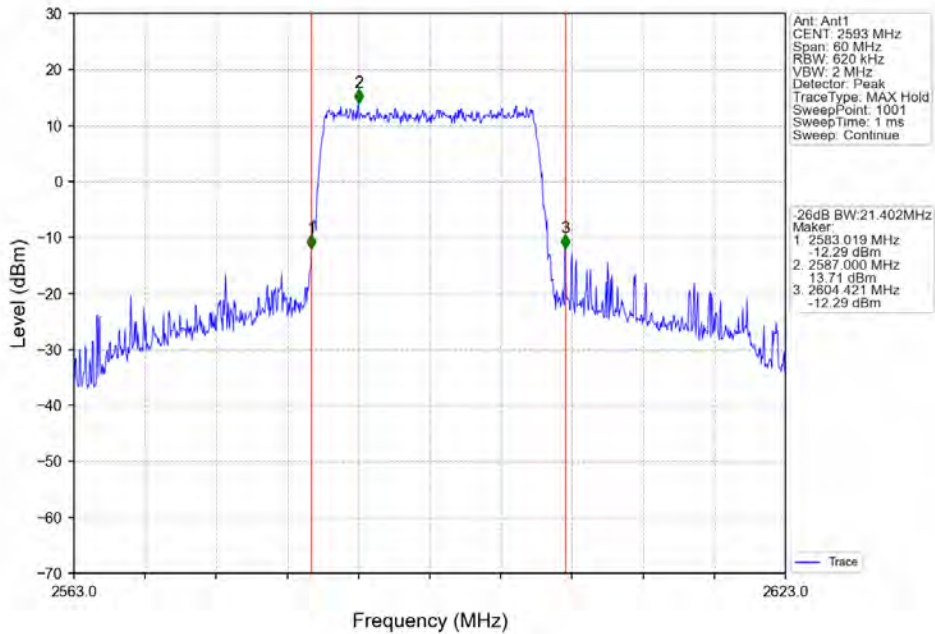
Band41_15MHz_16QAM_HCH_2682.5MHz_RB_75_0_NTNV



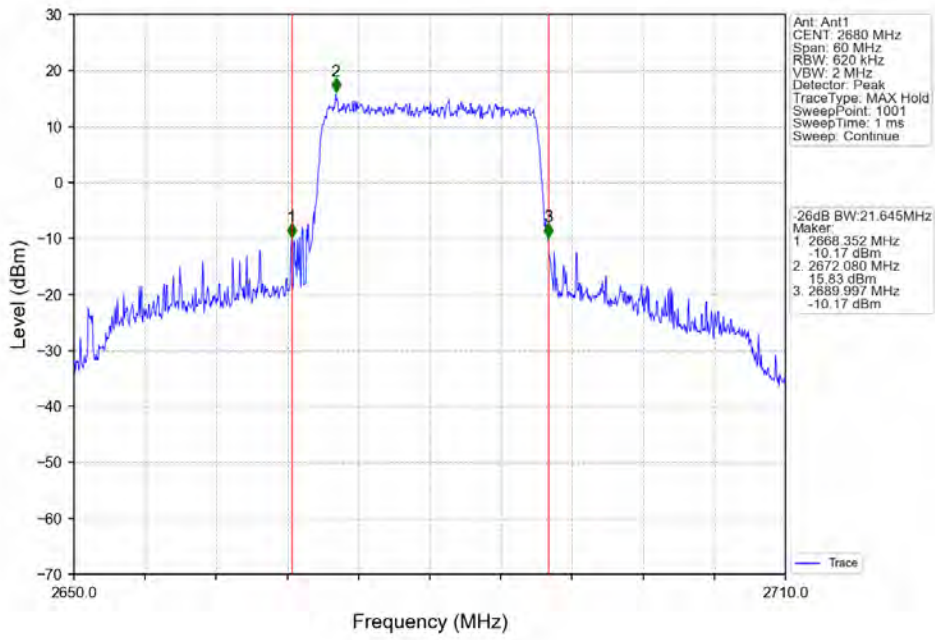
Band41_20MHz_QPSK_LCH_2506MHz_RB_100_0_NTNV



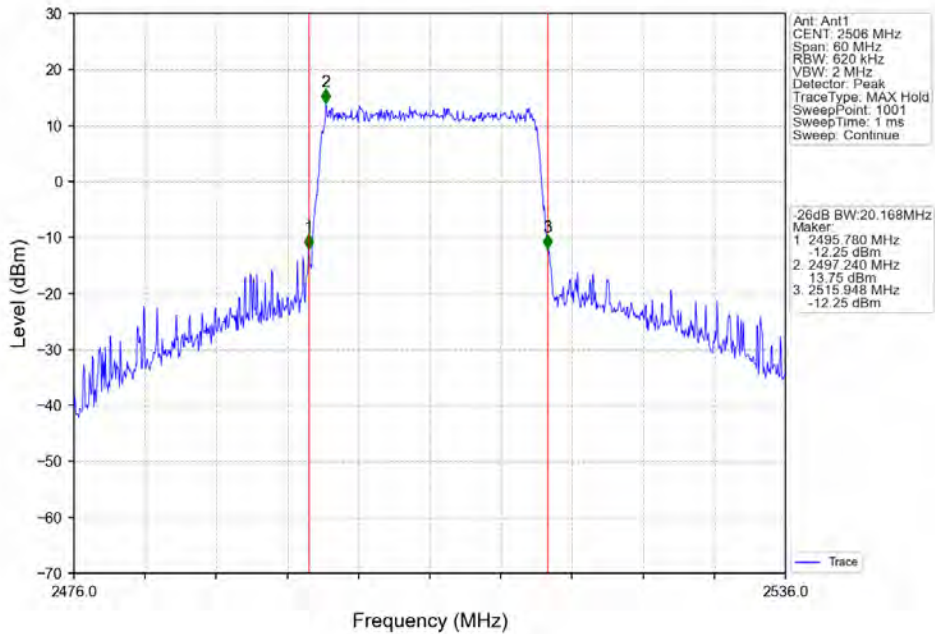
Band41_20MHz_QPSK_MCH_2593MHz_RB_100_0_NTNV



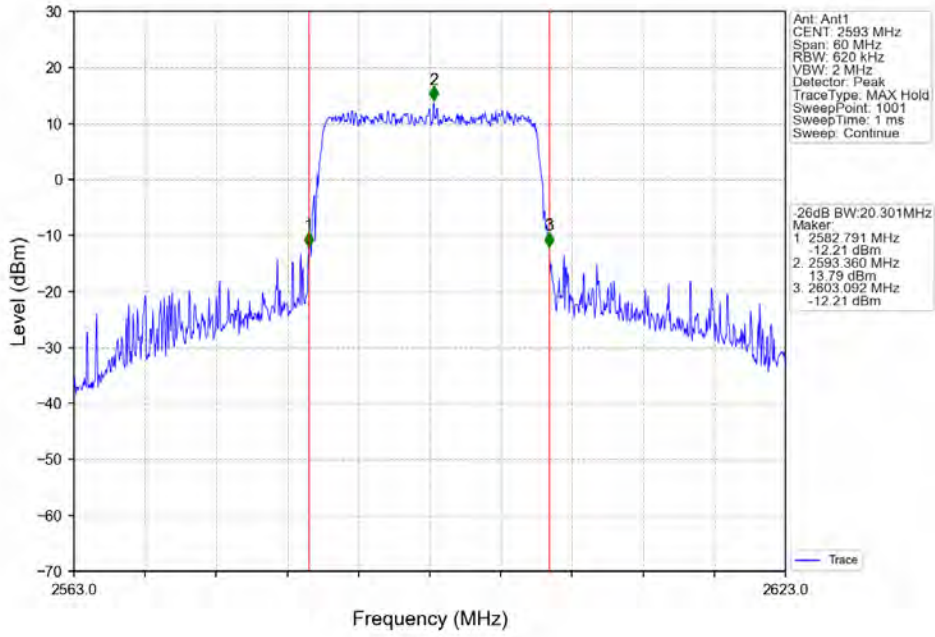
Band41_20MHz_QPSK_HCH_2680MHz_RB_100_0_NTNV



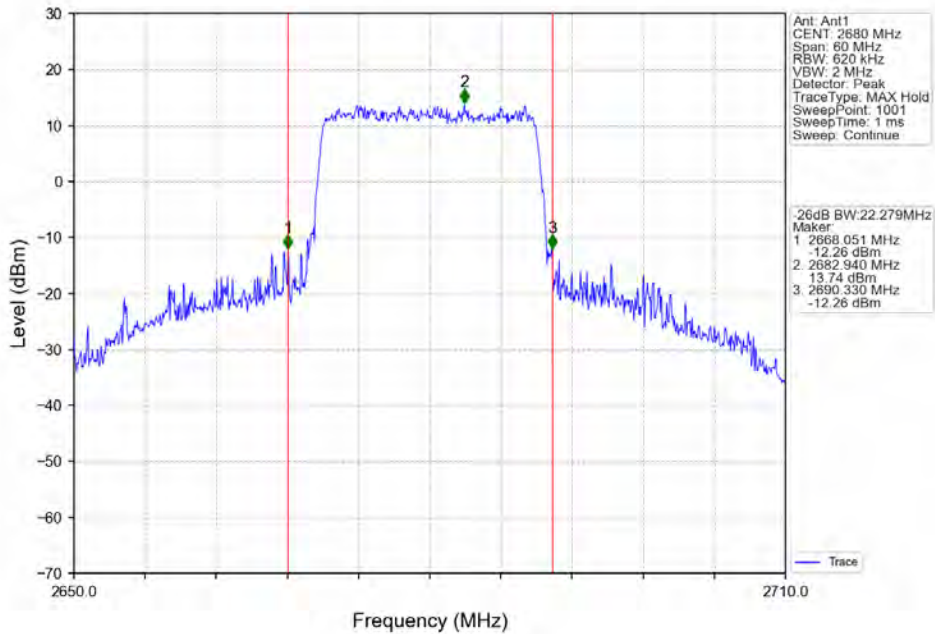
Band41_20MHz_16QAM_LCH_2506MHz_RB_100_0_NTNV



Band41_20MHz_16QAM_MCH_2593MHz_RB_100_0_NTNV



Band41_20MHz_16QAM_HCH_2680MHz_RB_100_0_NTNV



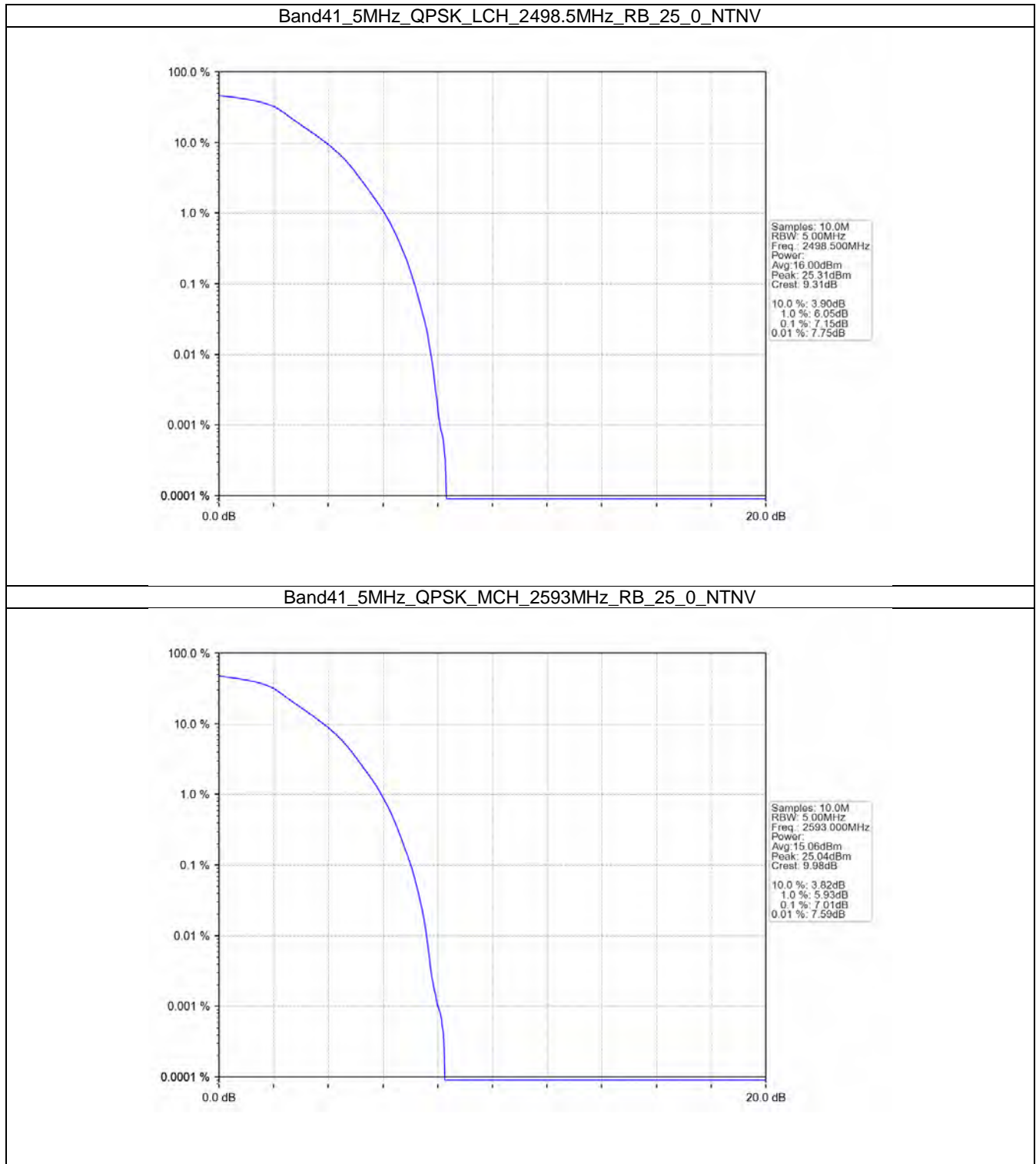
5. Peak-Average Ratio

5.1 B41_5MHz

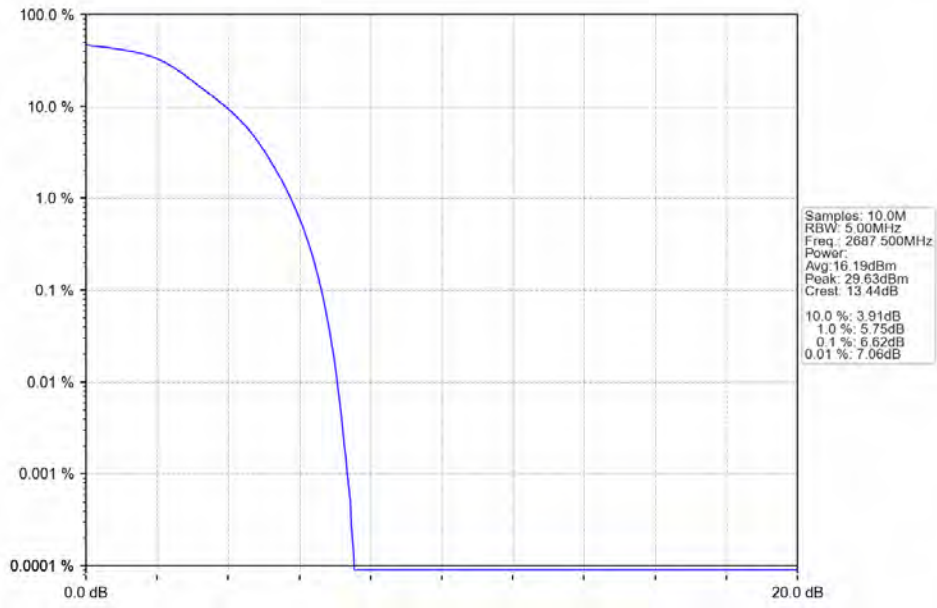
5.1.1 Test Result

Band: 41 / Bandwidth: 5MHz / NTV						
Modulation	Frequency (MHz)	RB Allocation		Peak-Average Ratio (dB)		Verdict
		Size	Offset	Result	Limit	
QPSK	2498.5	25	0	7.15	<=13	Pass
	2593	25	0	7.01	<=13	Pass
	2687.5	25	0	6.62	<=13	Pass
16QAM	2498.5	25	0	7.86	<=13	Pass
	2593	25	0	7.83	<=13	Pass
	2687.5	25	0	7.63	<=13	Pass

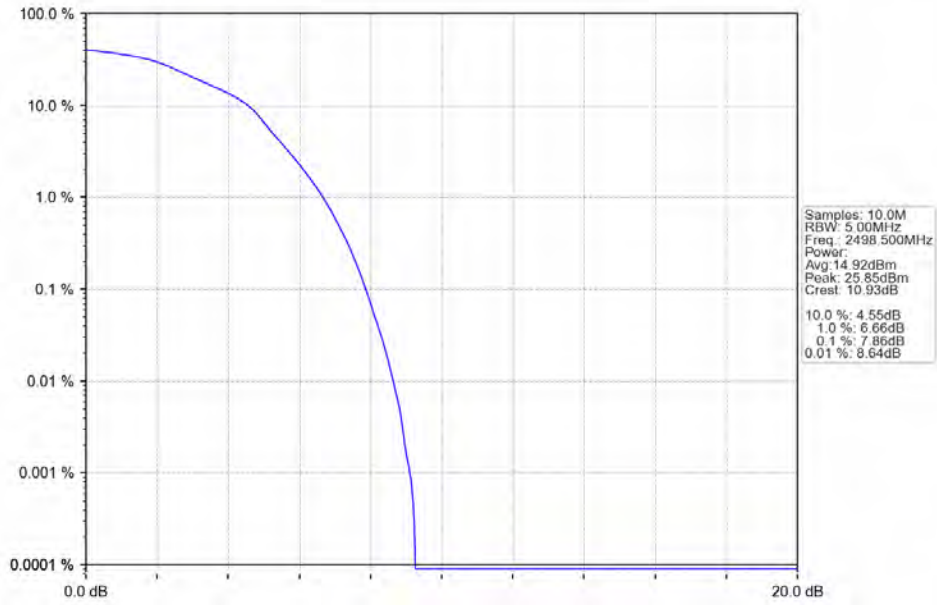
5.1.2 Test Graph



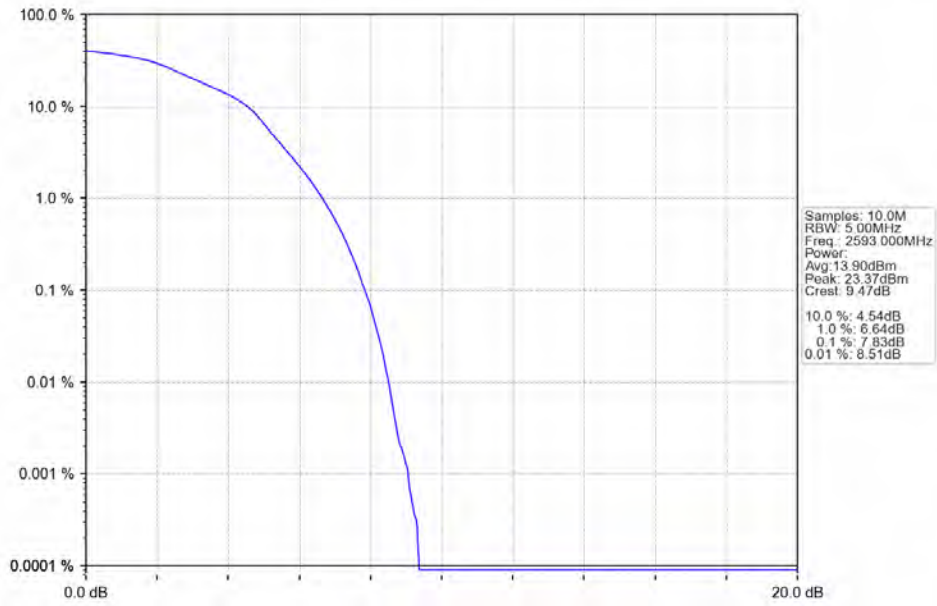
Band41_5MHz_QPSK_HCH_2687.5MHz_RB_25_0_NTNV



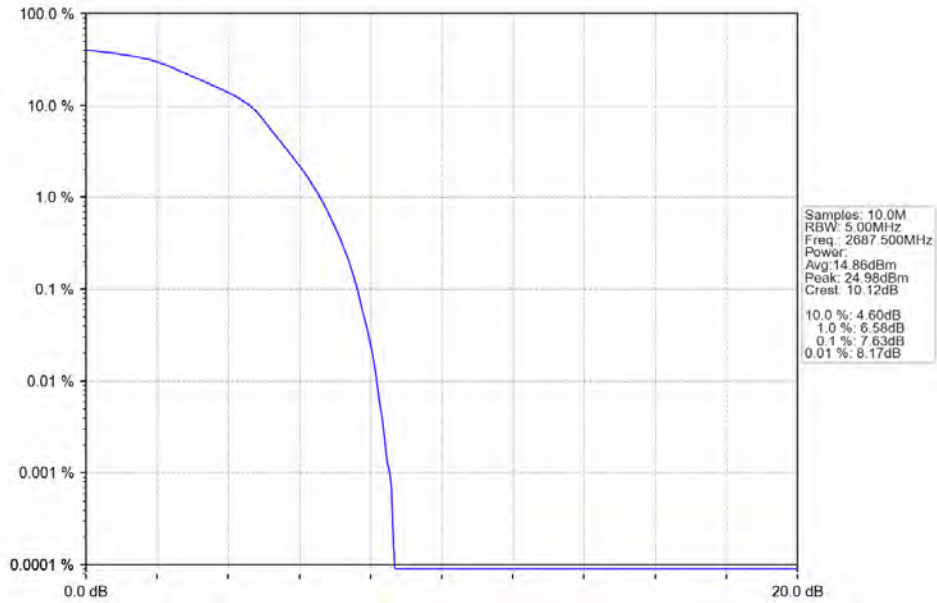
Band41_5MHz_16QAM_LCH_2498.5MHz_RB_25_0_NTNV



Band41_5MHz_16QAM_MCH_2593MHz_RB_25_0_NTNV



Band41_5MHz_16QAM_HCH_2687.5MHz_RB_25_0_NTNV

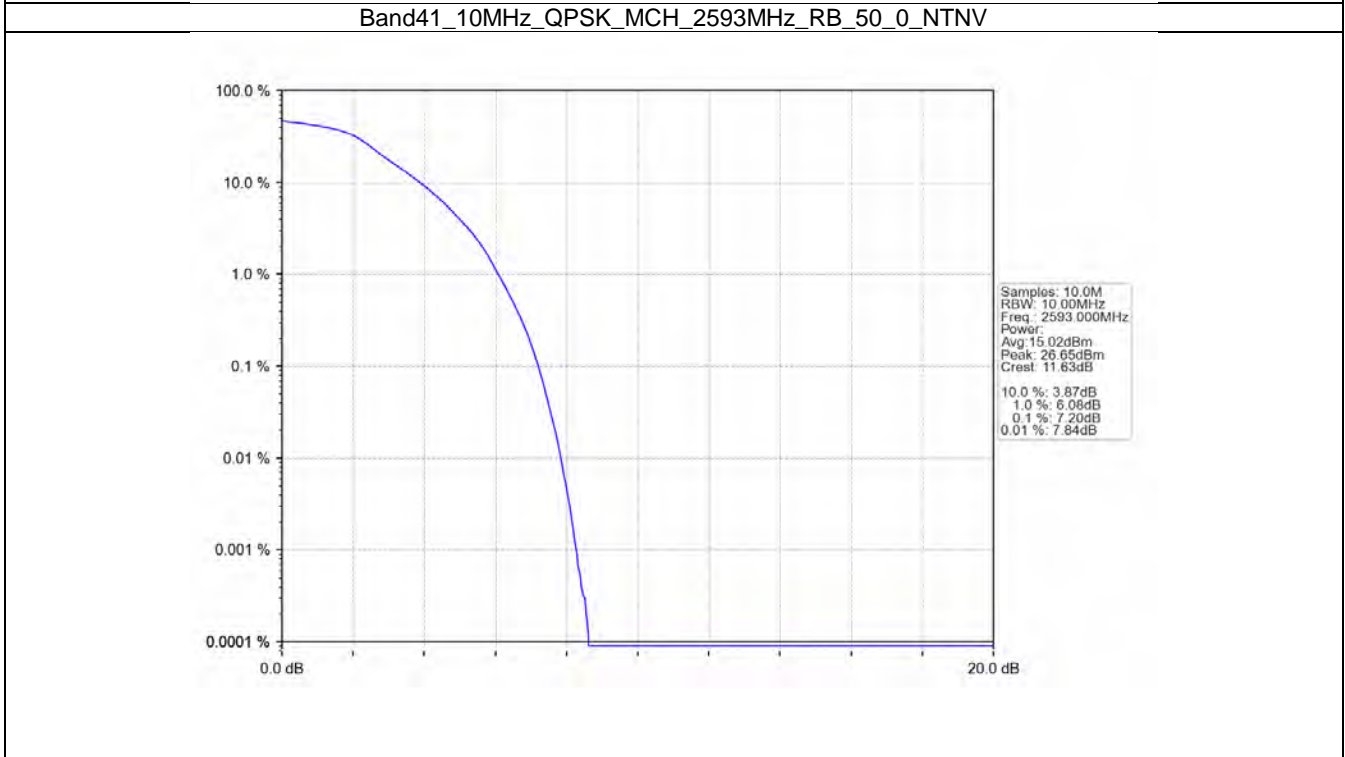
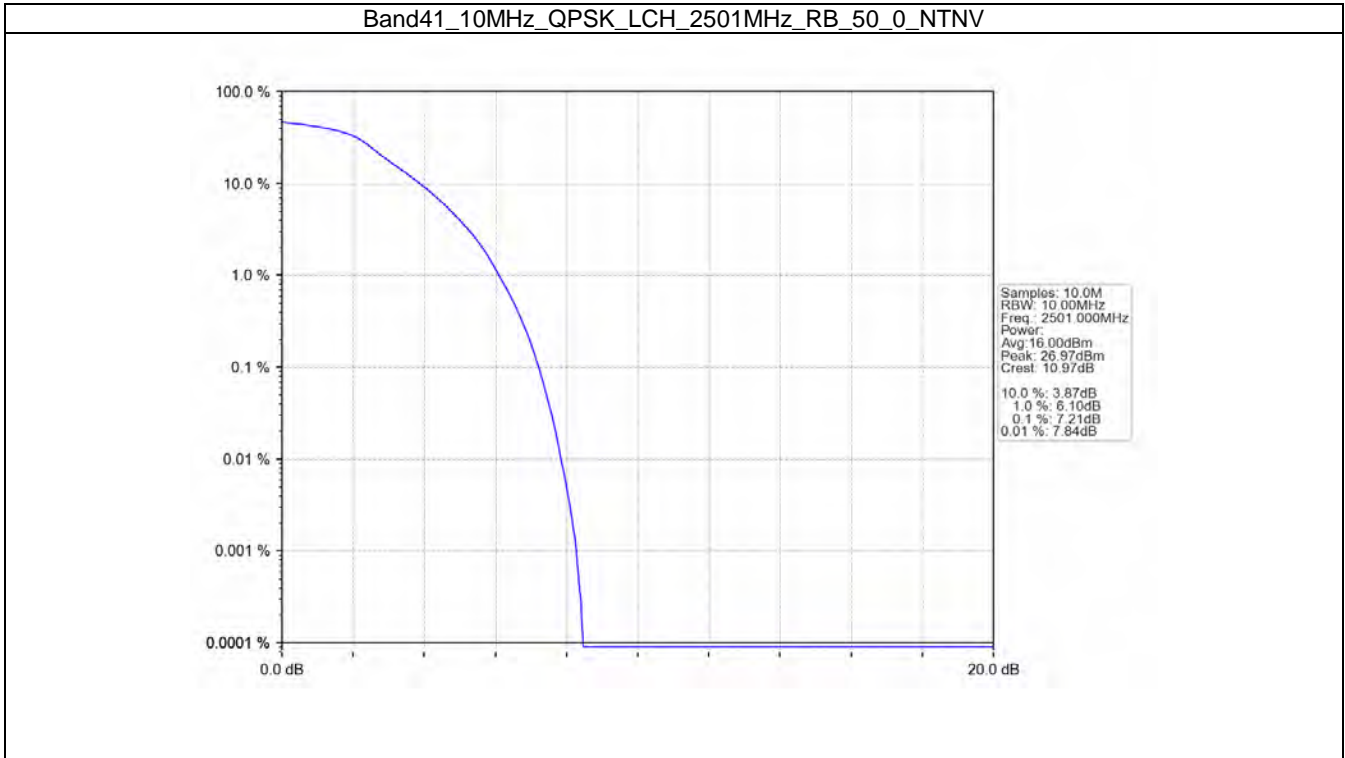


5.2 B41_10MHz

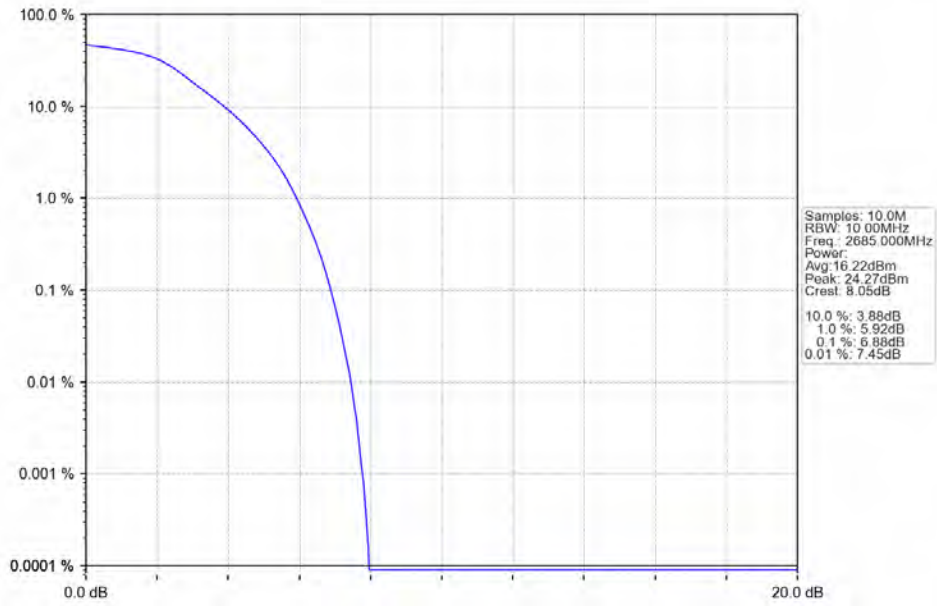
5.2.1 Test Result

Band: 41 / Bandwidth: 10MHz / NTNV						
Modulation	Frequency (MHz)	RB Allocation		Peak-Average Ratio (dB)		Verdict
		Size	Offset	Result	Limit	
QPSK	2501	50	0	7.21	<=13	Pass
	2593	50	0	7.20	<=13	Pass
	2685	50	0	6.88	<=13	Pass
16QAM	2501	50	0	8.08	<=13	Pass
	2593	50	0	7.87	<=13	Pass
	2685	50	0	7.81	<=13	Pass

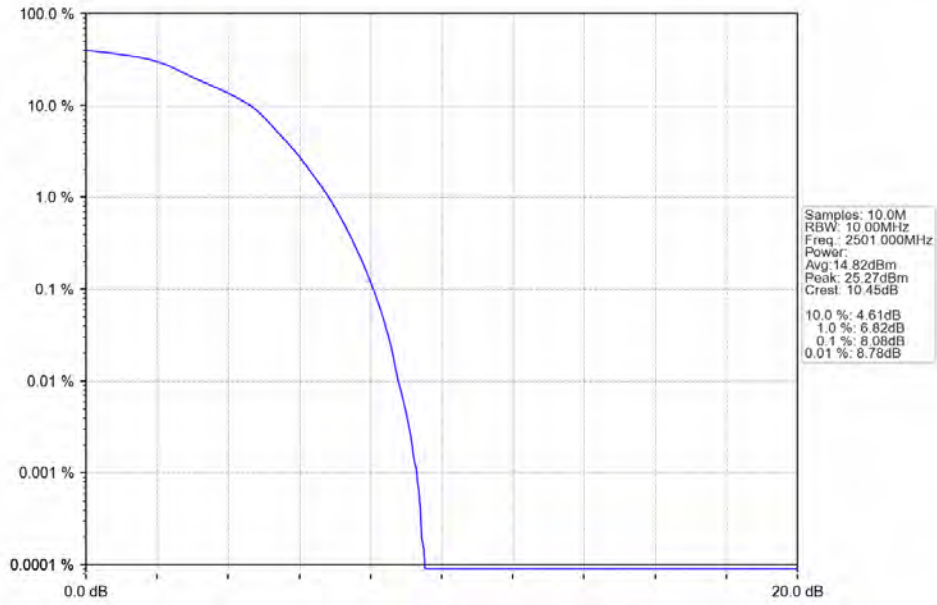
5.2.2 Test Graph



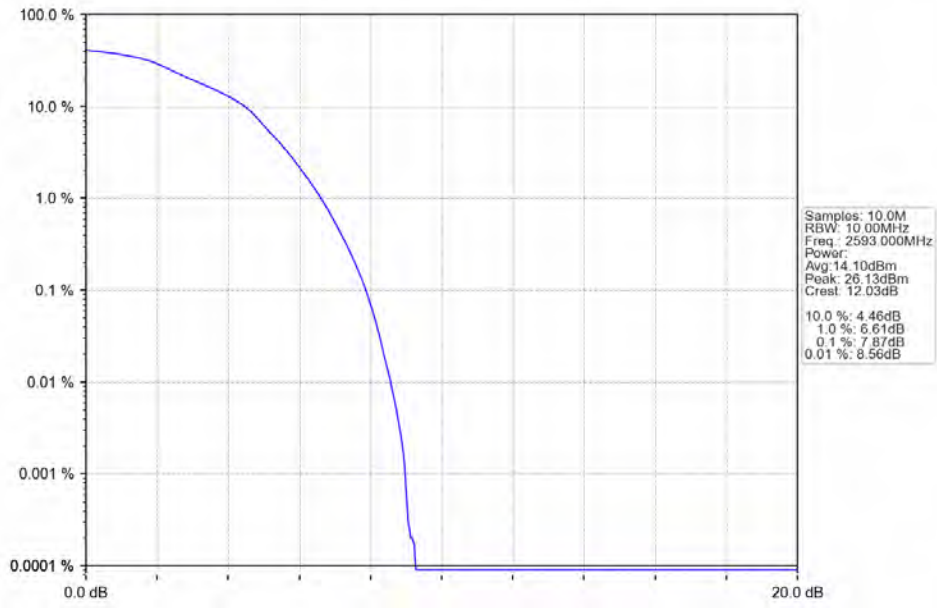
Band41_10MHz_QPSK_HCH_2685MHz_RB_50_0_NTNV



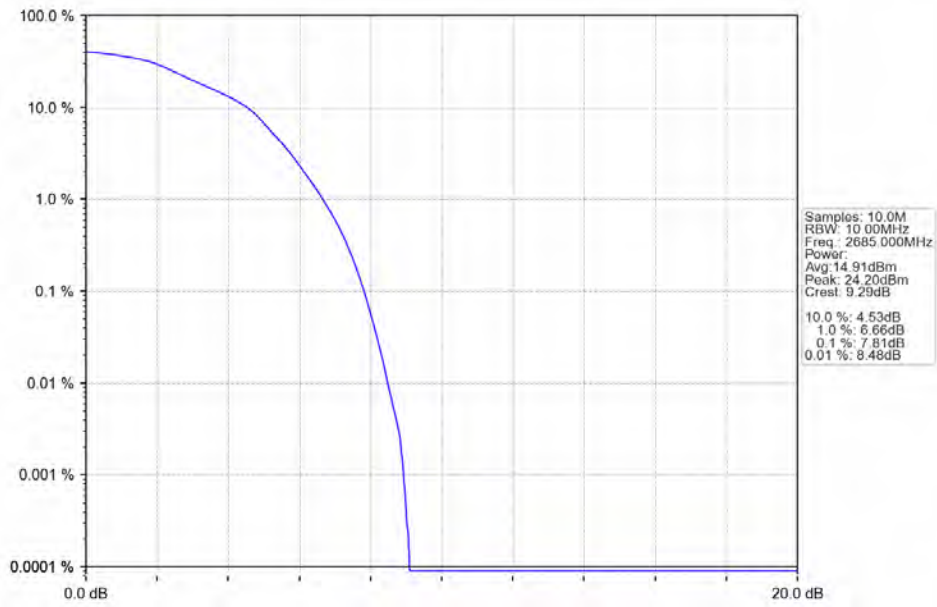
Band41_10MHz_16QAM_LCH_2501MHz_RB_50_0_NTNV



Band41_10MHz_16QAM_MCH_2593MHz_RB_50_0_NTNV



Band41_10MHz_16QAM_HCH_2685MHz_RB_50_0_NTNV

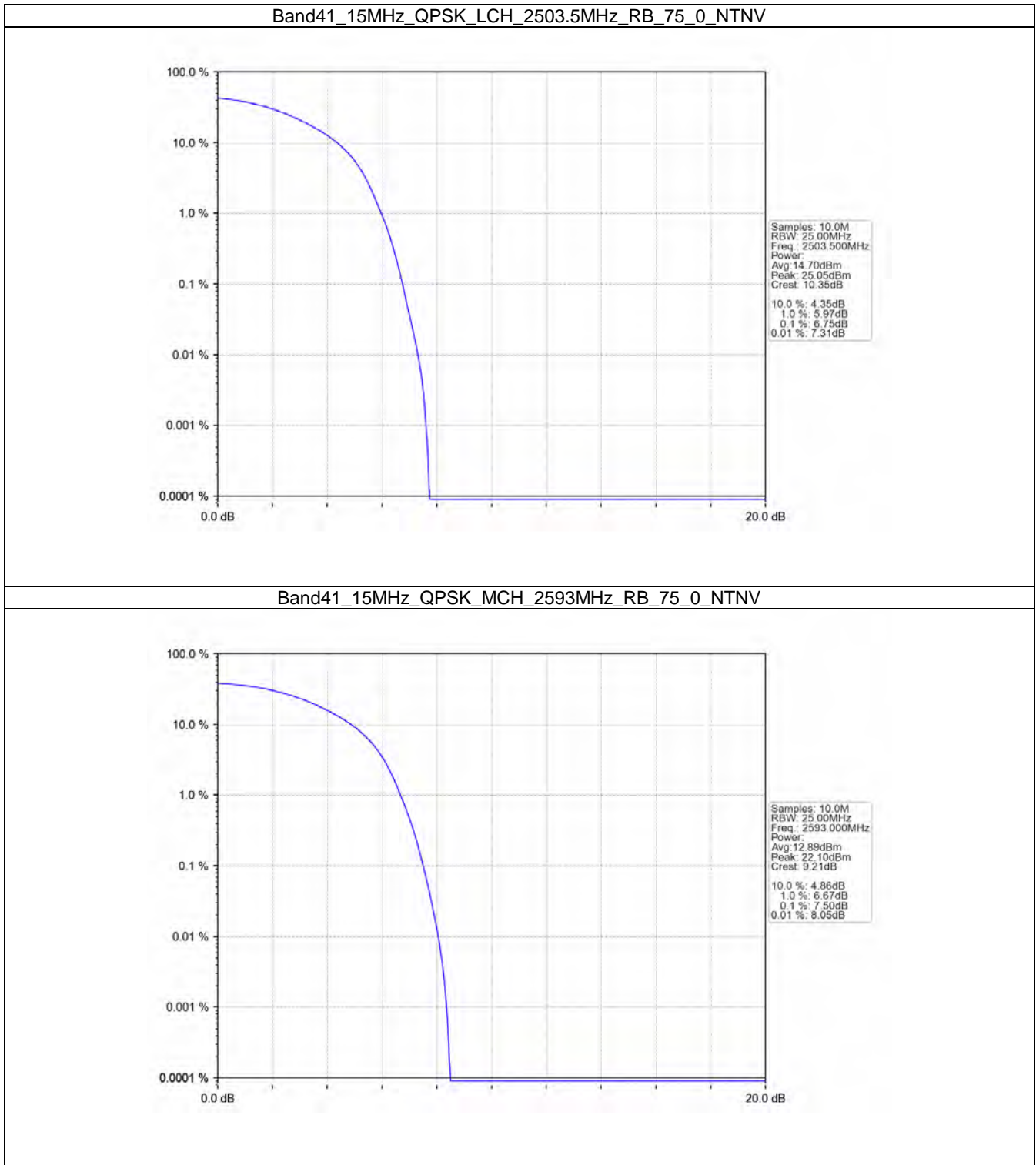


5.3 B41_15MHz

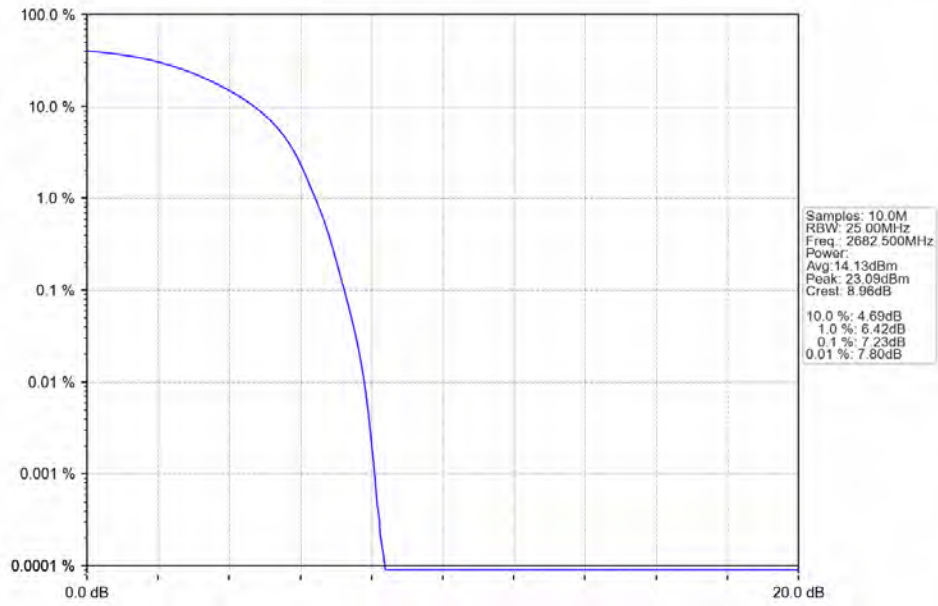
5.3.1 Test Result

Band: 41 / Bandwidth: 15MHz / NTNV						
Modulation	Frequency (MHz)	RB Allocation		Peak-Average Ratio (dB)		Verdict
		Size	Offset	Result	Limit	
QPSK	2503.5	75	0	6.75	<=13	Pass
	2593	75	0	7.50	<=13	Pass
	2682.5	75	0	7.23	<=13	Pass
16QAM	2503.5	75	0	8.01	<=13	Pass
	2593	75	0	7.95	<=13	Pass
	2682.5	75	0	8.14	<=13	Pass

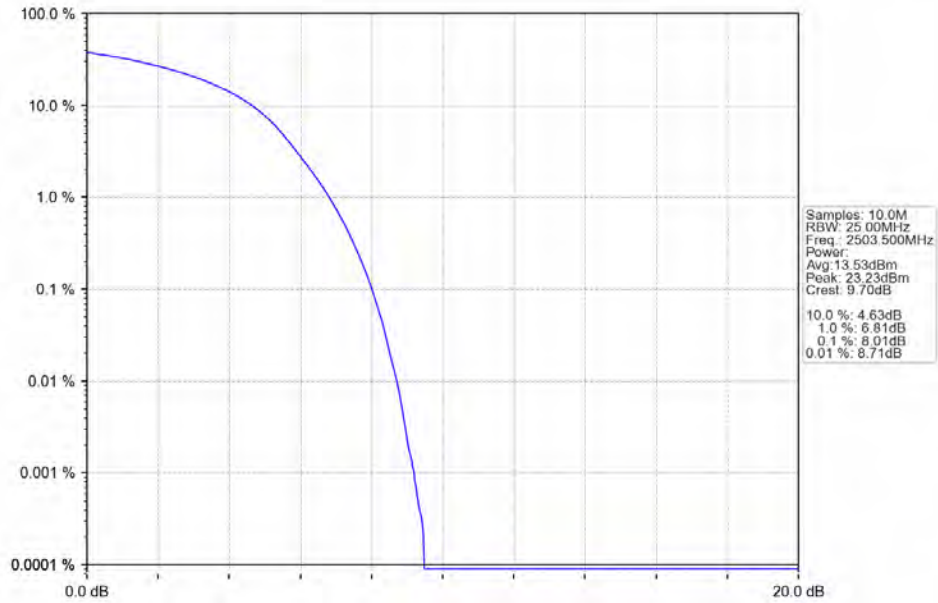
5.3.2 Test Graph



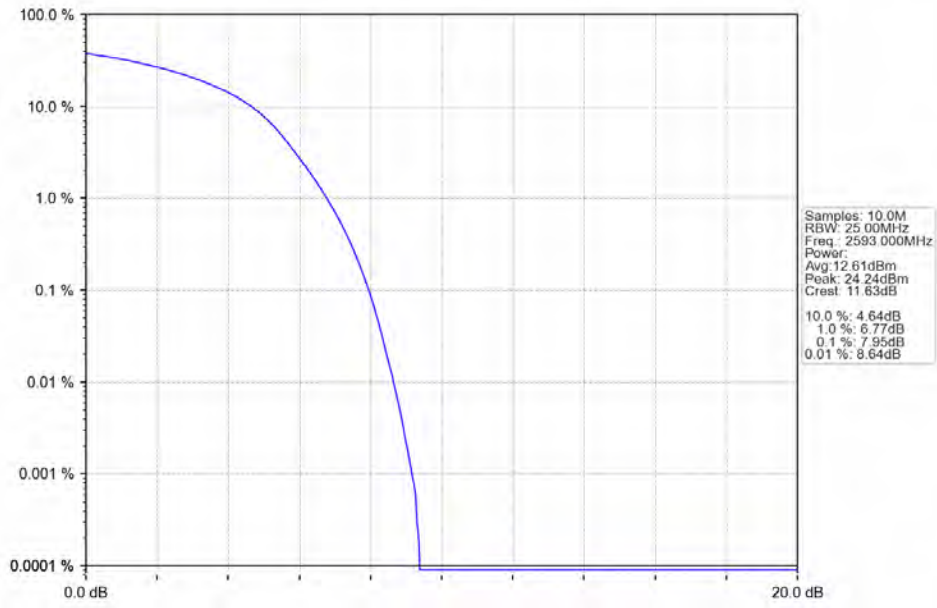
Band41_15MHz_QPSK_HCH_2682.5MHz_RB_75_0_NTNV



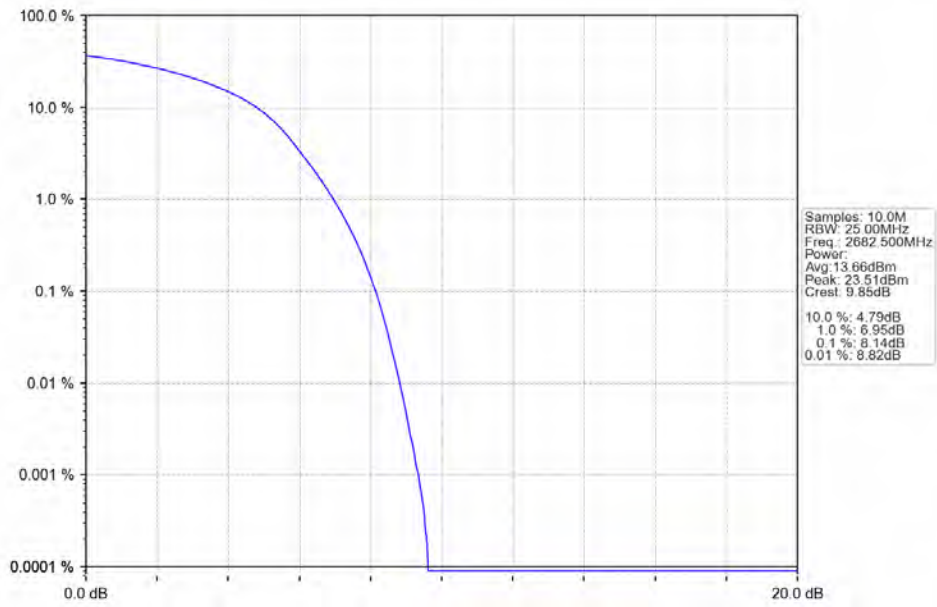
Band41_15MHz_16QAM_LCH_2503.5MHz_RB_75_0_NTNV



Band41_15MHz_16QAM_MCH_2593MHz_RB_75_0_NTNV



Band41_15MHz_16QAM_HCH_2682.5MHz_RB_75_0_NTNV

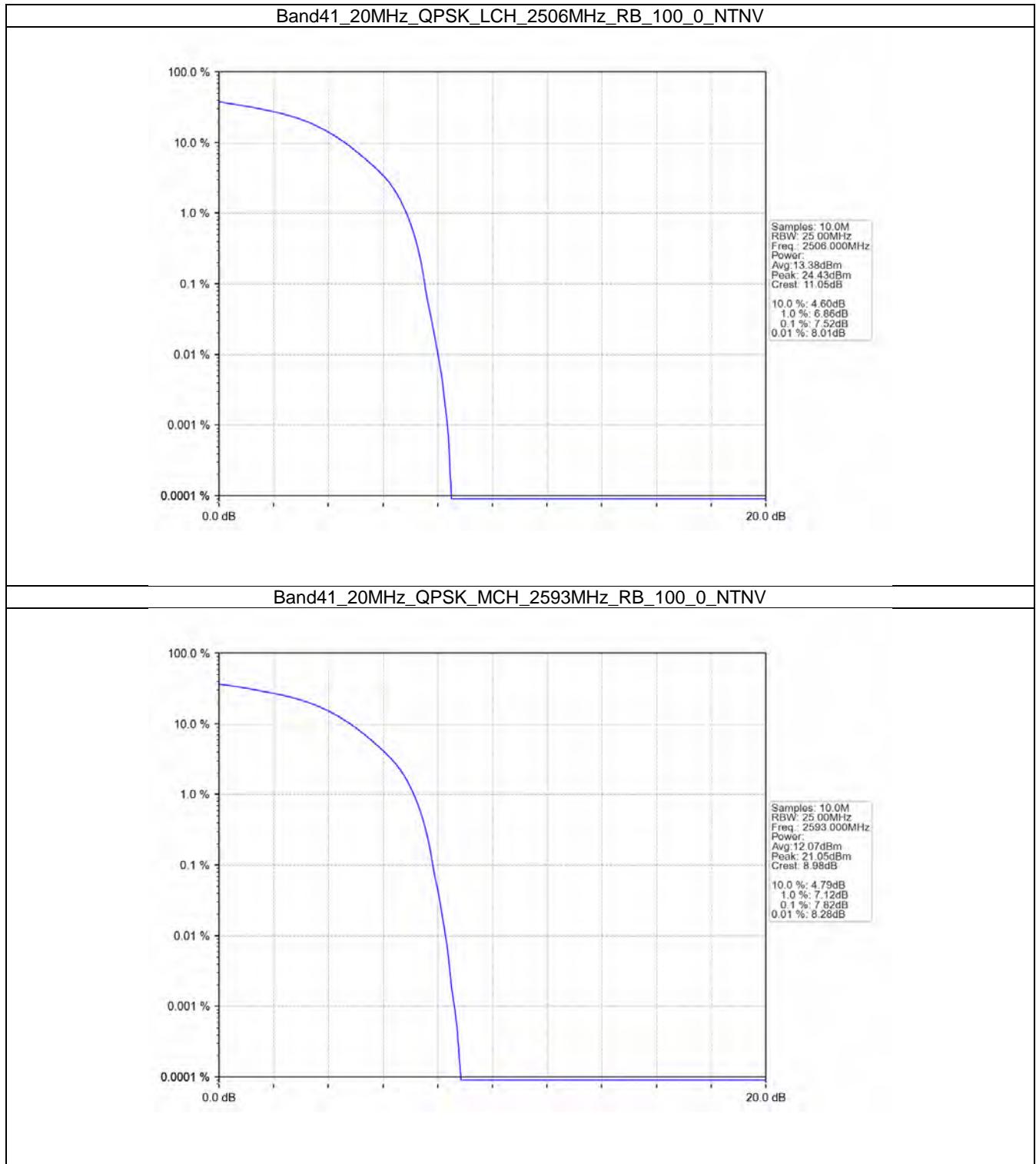


5.4 B41_20MHz

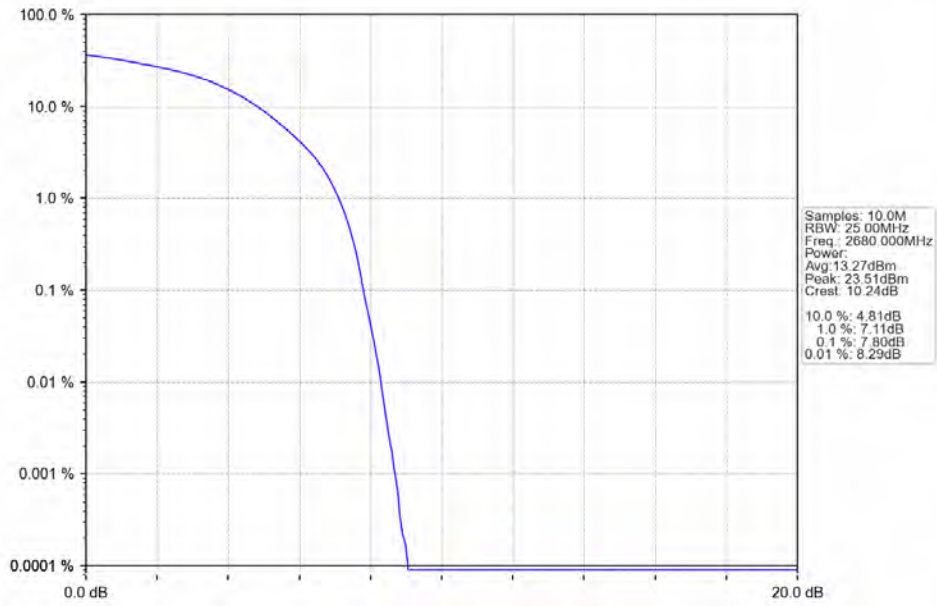
5.4.1 Test Result

Band: 41 / Bandwidth: 20MHz / NTNV						
Modulation	Frequency (MHz)	RB Allocation		Peak-Average Ratio (dB)		Verdict
		Size	Offset	Result	Limit	
QPSK	2506	100	0	7.52	<=13	Pass
	2593	100	0	7.82	<=13	Pass
	2680	100	0	7.80	<=13	Pass
16QAM	2506	100	0	8.59	<=13	Pass
	2593	100	0	8.56	<=13	Pass
	2680	100	0	8.66	<=13	Pass

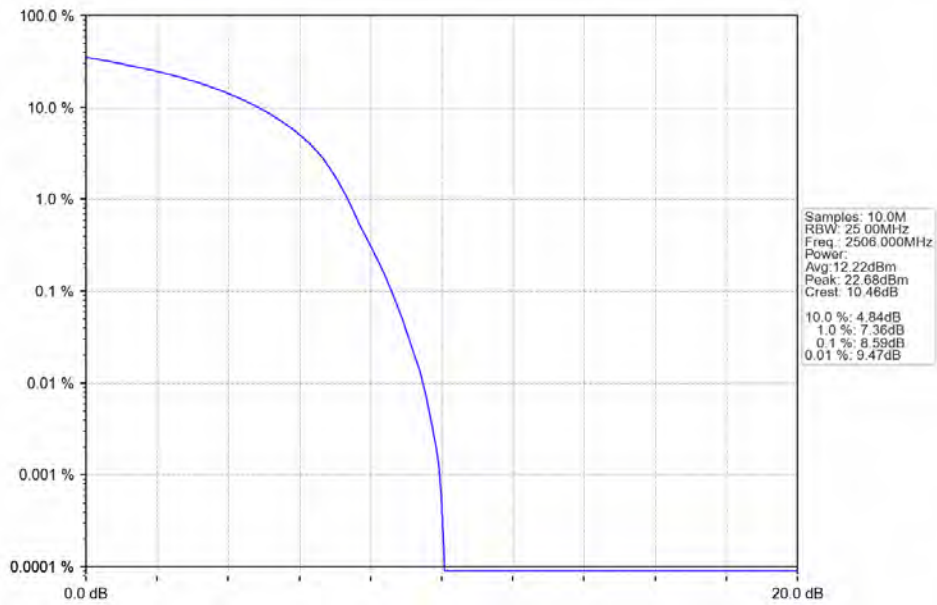
5.4.2 Test Graph



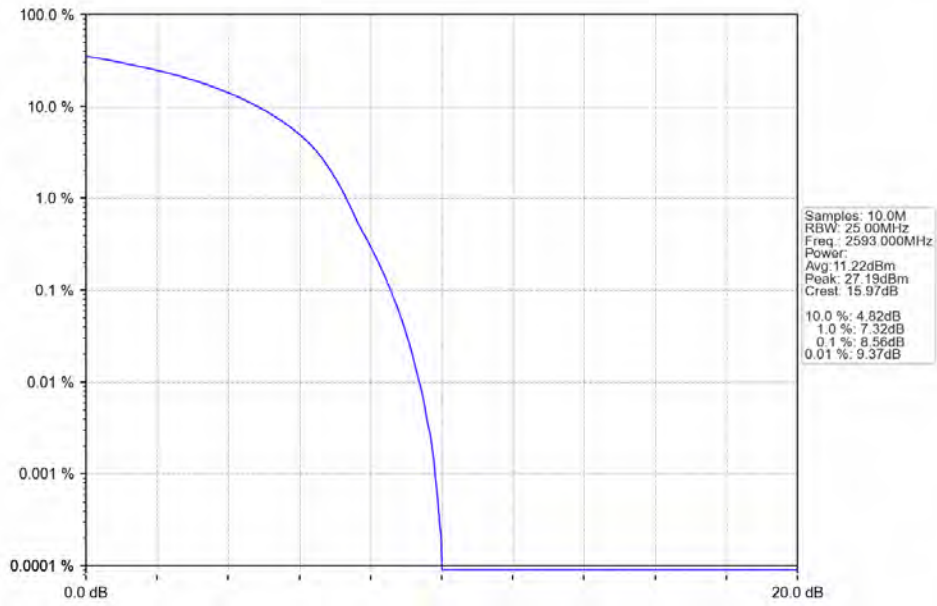
Band41_20MHz_QPSK_HCH_2680MHz_RB_100_0_NTNV



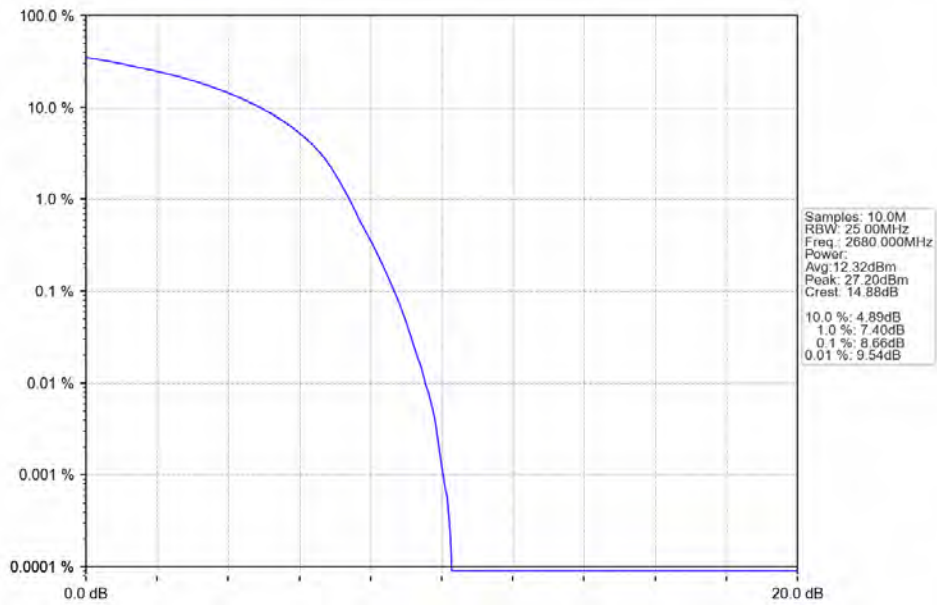
Band41_20MHz_16QAM_LCH_2506MHz_RB_100_0_NTNV



Band41_20MHz_16QAM_MCH_2593MHz_RB_100_0_NTNV



Band41_20MHz_16QAM_HCH_2680MHz_RB_100_0_NTNV



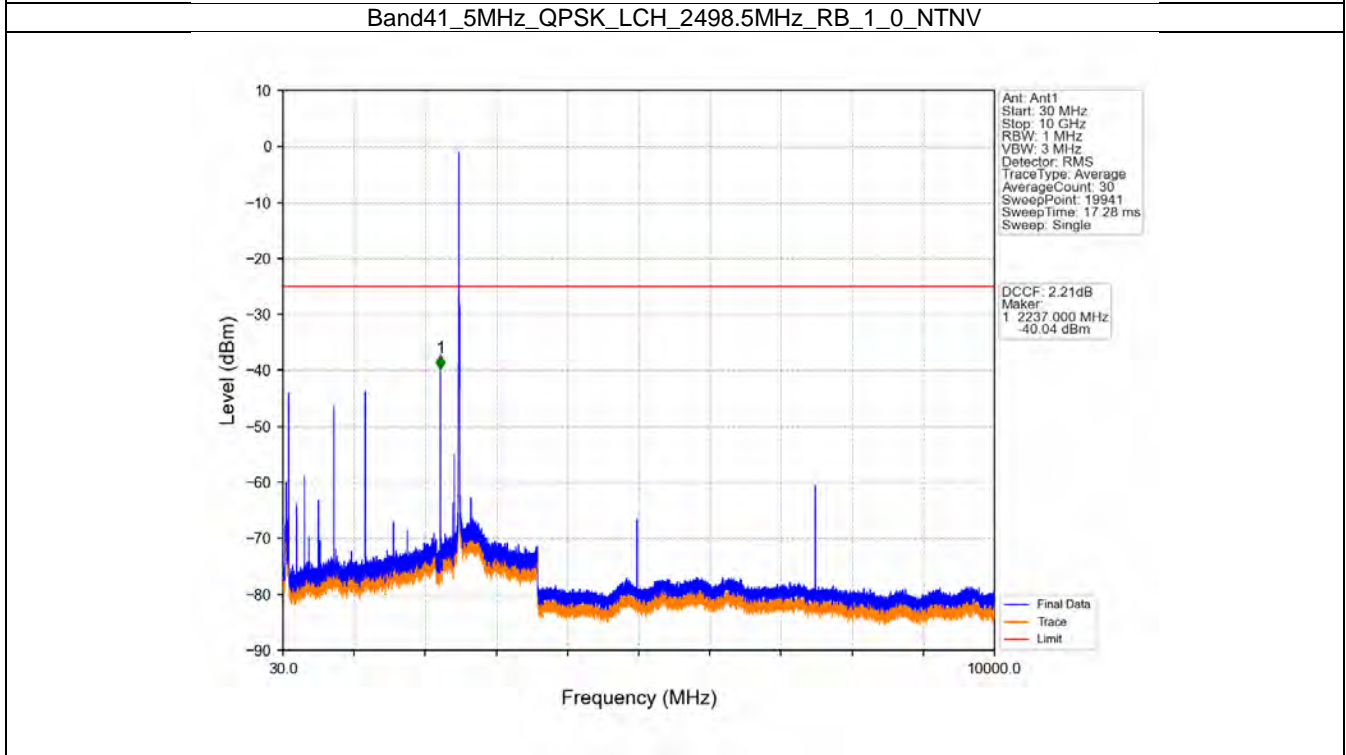
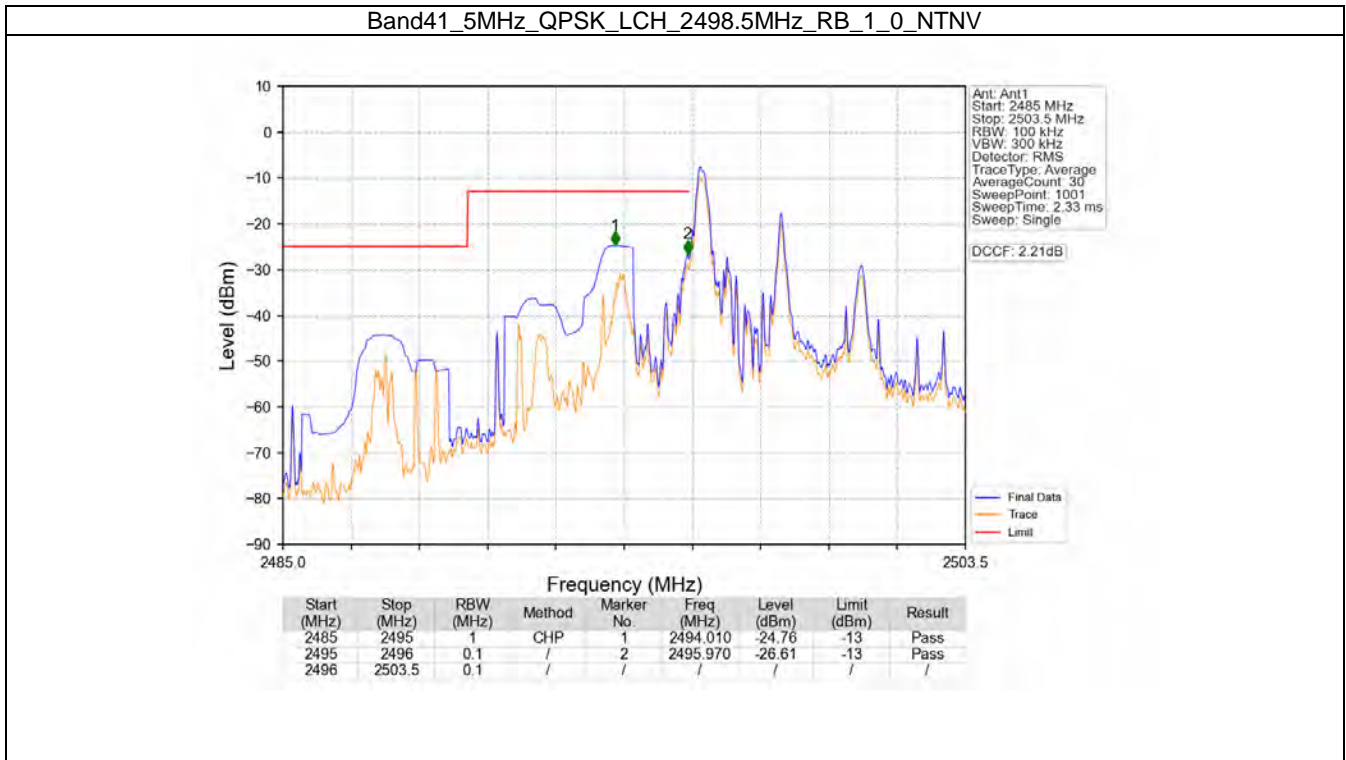
6. Spurious Emission

6.1 B41_5MHz

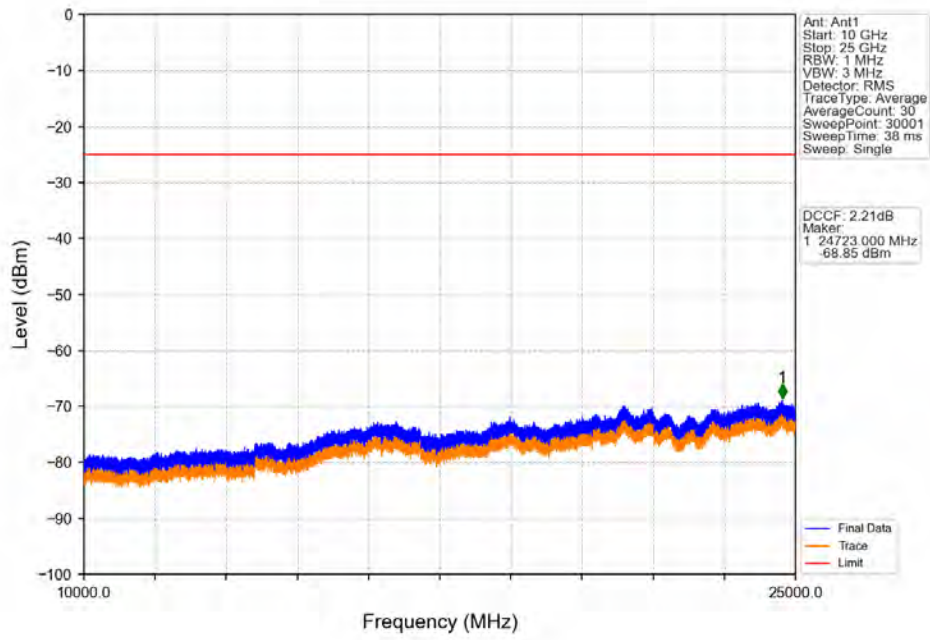
6.1.1 Test Result

Band: 41 / Bandwidth: 5MHz / NTV						
Modulation	Frequency (MHz)	RB Allocation		Spurious Emission		Verdict
		Size	Offset	Result	Limit	
QPSK	2498.5	1	0	Refer To Test Graph		Pass
		25	0	Refer To Test Graph		Pass
	2687.5	1	0	Refer To Test Graph		Pass
		1	24	Refer To Test Graph		Pass
		25	0	Refer To Test Graph		Pass
		25	0	Refer To Test Graph		Pass
16QAM	2498.5	1	0	Refer To Test Graph		Pass
		25	0	Refer To Test Graph		Pass
	2687.5	1	0	Refer To Test Graph		Pass
		1	24	Refer To Test Graph		Pass
		25	0	Refer To Test Graph		Pass
		25	0	Refer To Test Graph		Pass

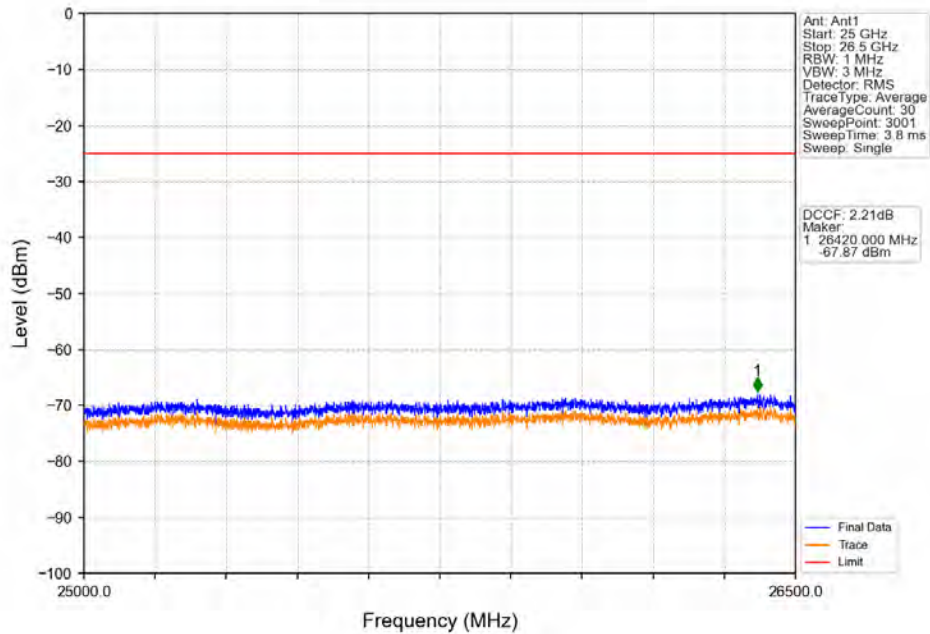
6.1.2 Test Graph



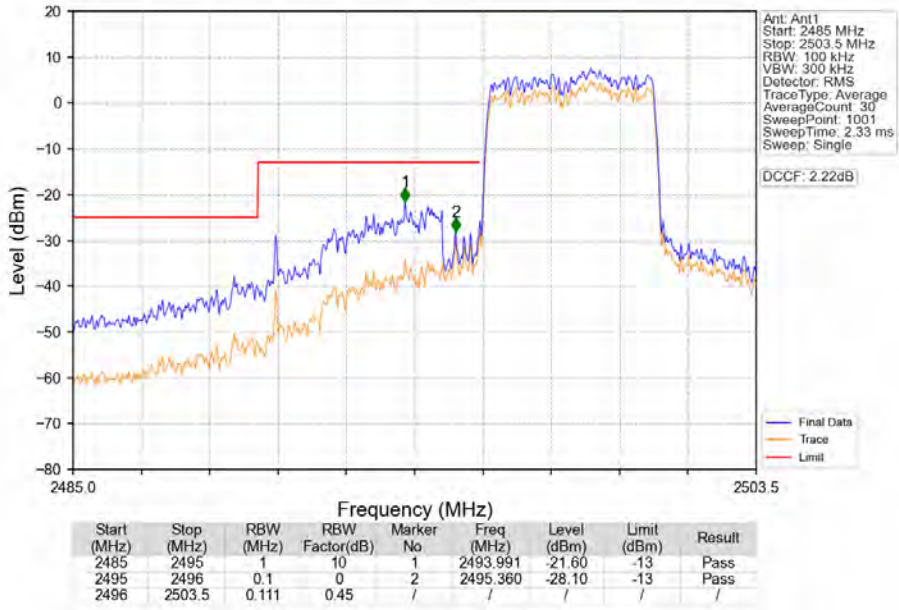
Band41_5MHz_QPSK_LCH_2498.5MHz_RB_1_0_NTNV



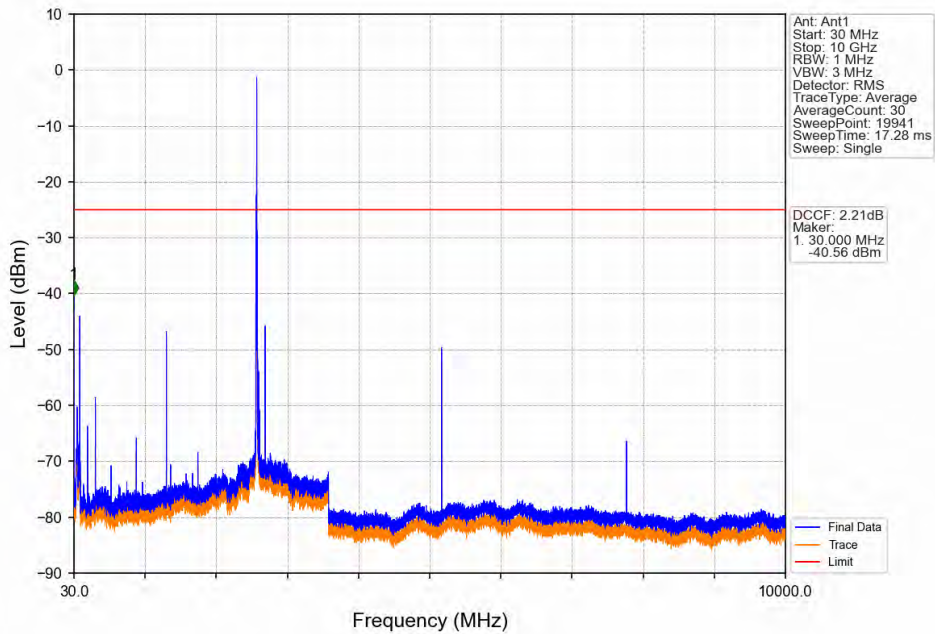
Band41_5MHz_QPSK_LCH_2498.5MHz_RB_1_0_NTNV



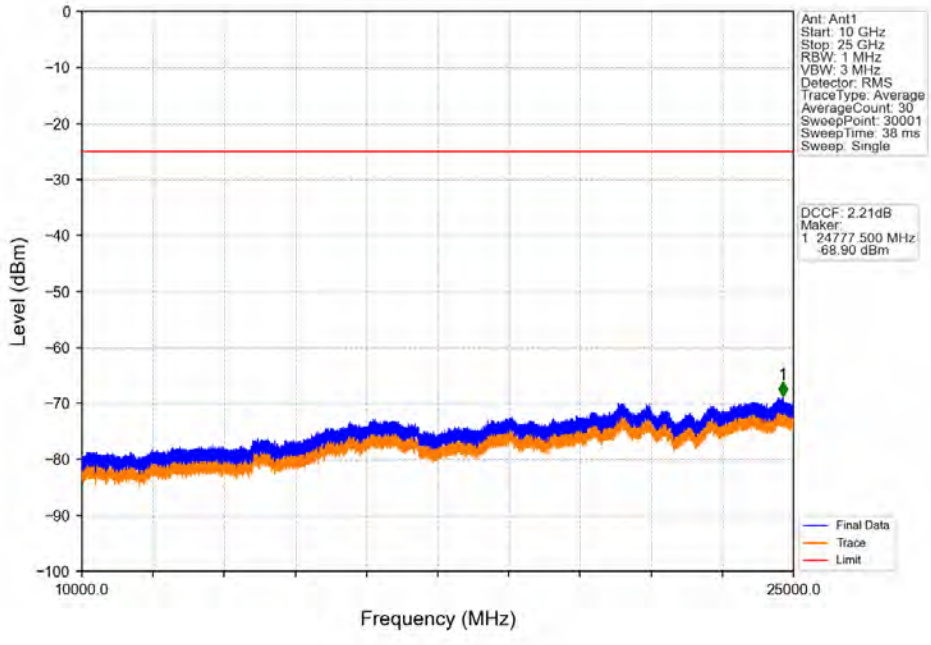
Band41_5MHz_QPSK_LCH_2498.5MHz_RB_25_0_NTNV



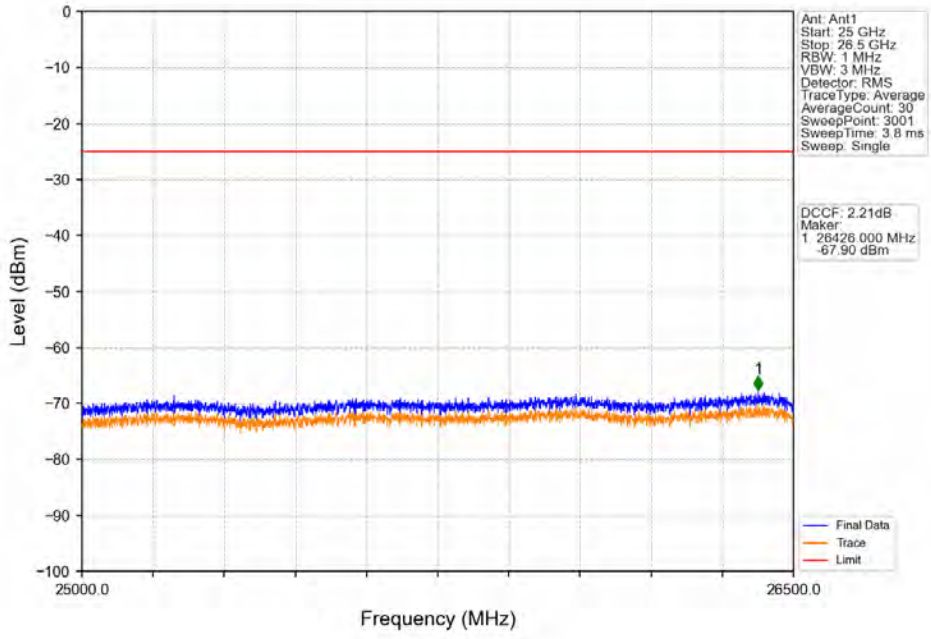
Band41_5MHz_QPSK_MCH_2593MHz_RB_1_0_NTNV



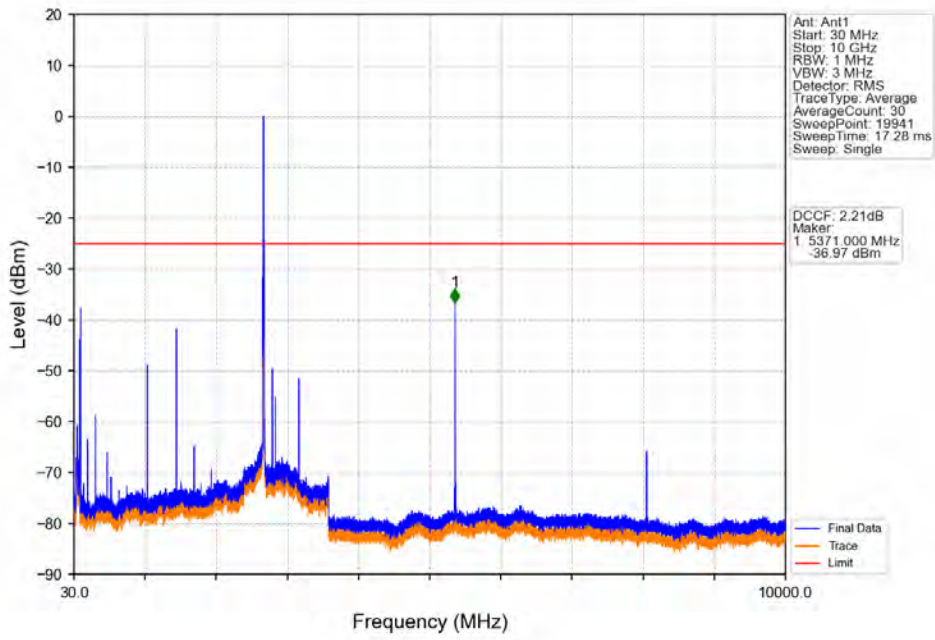
Band41_5MHz_QPSK_MCH_2593MHz_RB_1_0_NTNV



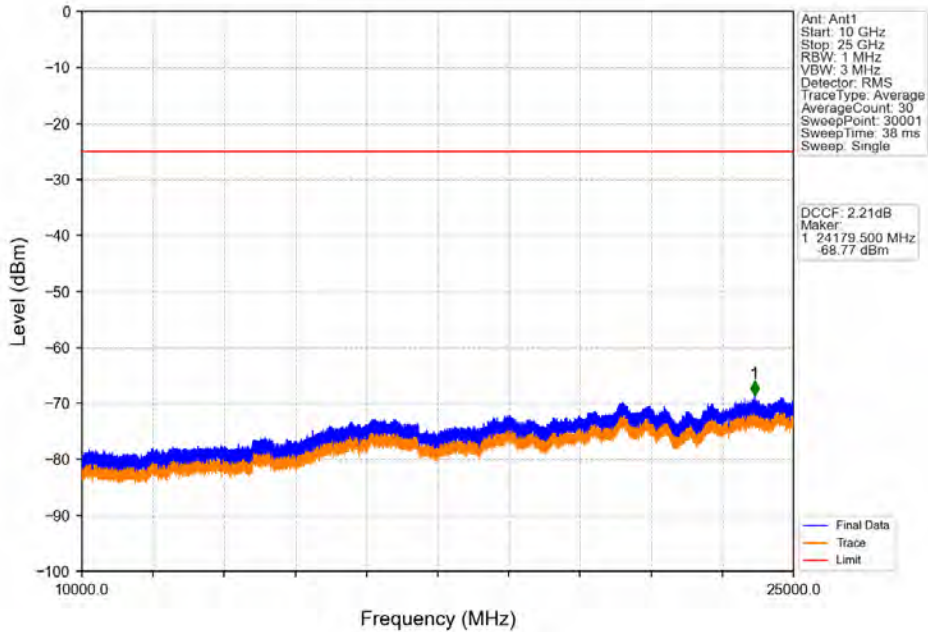
Band41_5MHz_QPSK_MCH_2593MHz_RB_1_0_NTNV



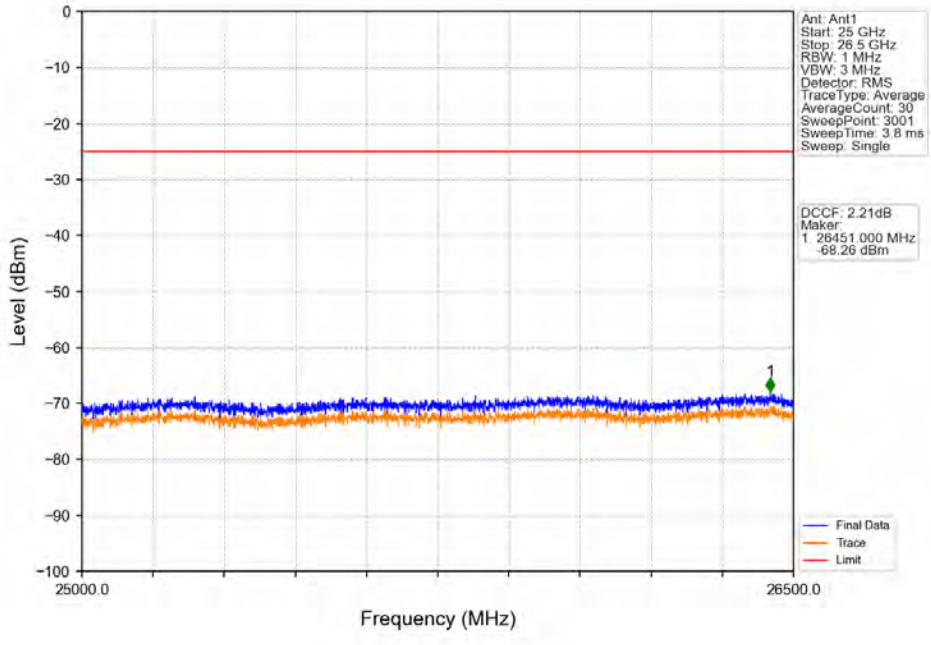
Band41_5MHz_QPSK_HCH_2687.5MHz_RB_1_0_NTNV



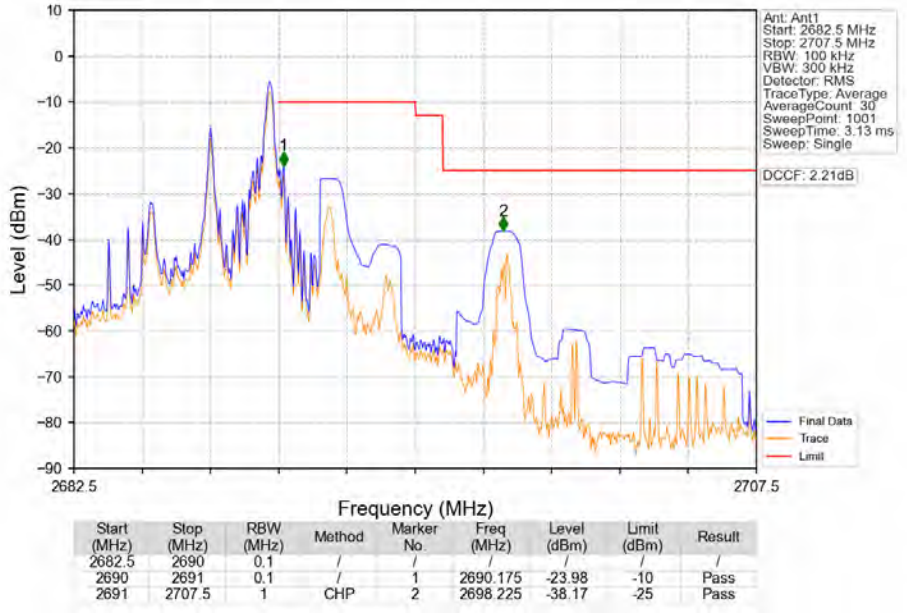
Band41_5MHz_QPSK_HCH_2687.5MHz_RB_1_0_NTNV



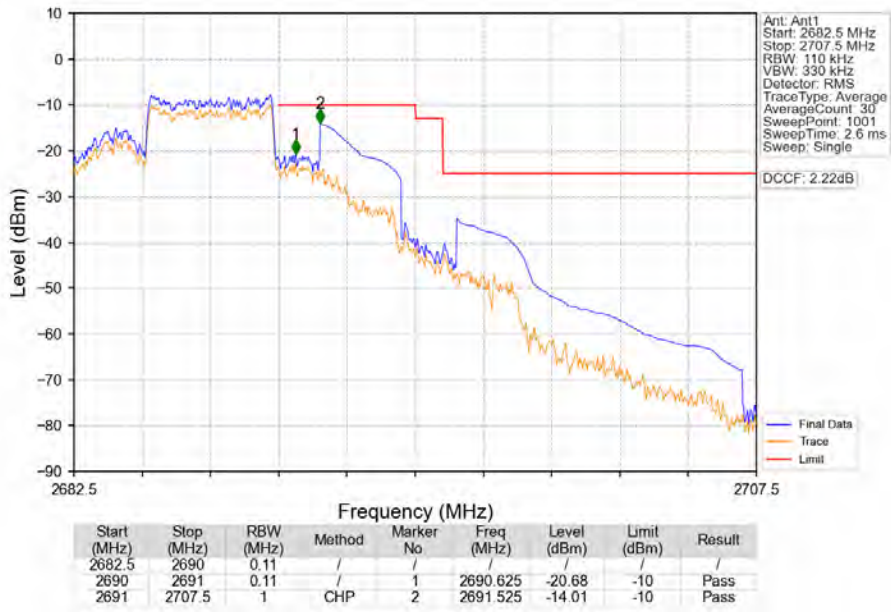
Band41_5MHz_QPSK_HCH_2687.5MHz_RB_1_0_NTNV



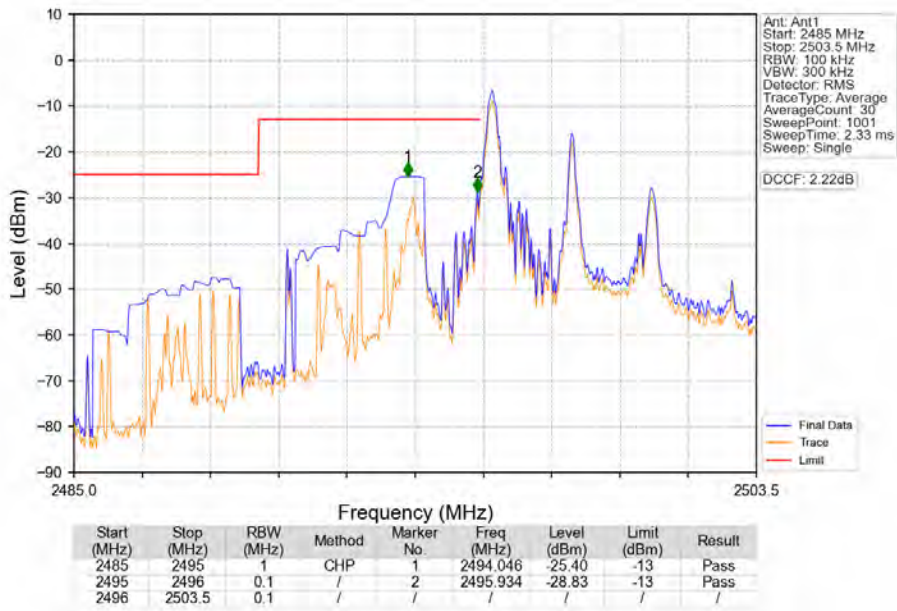
Band41_5MHz_QPSK_HCH_2687.5MHz_RB_1_24_NTNV



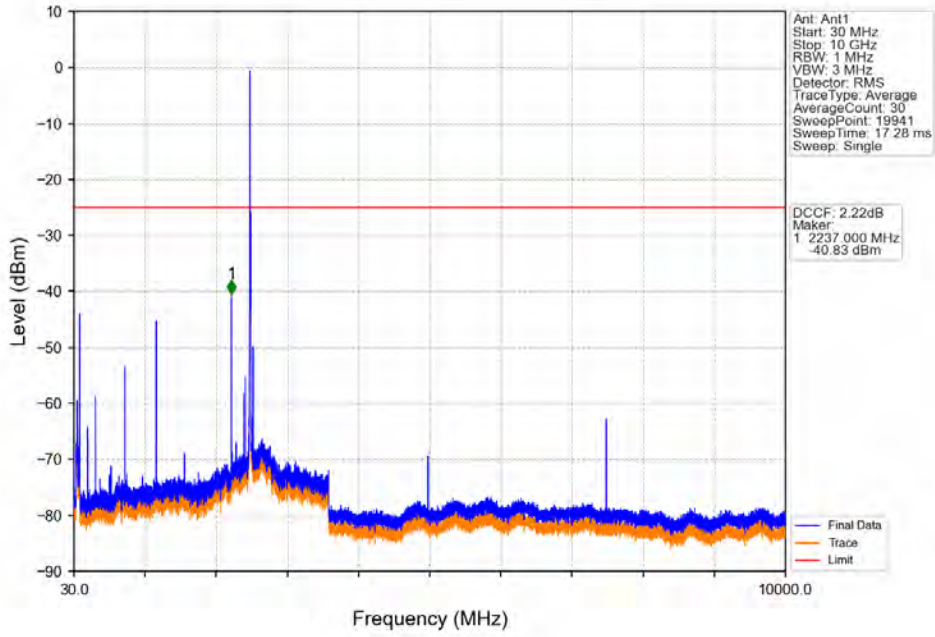
Band41_5MHz_QPSK_HCH_2687.5MHz_RB_25_0_NTNV



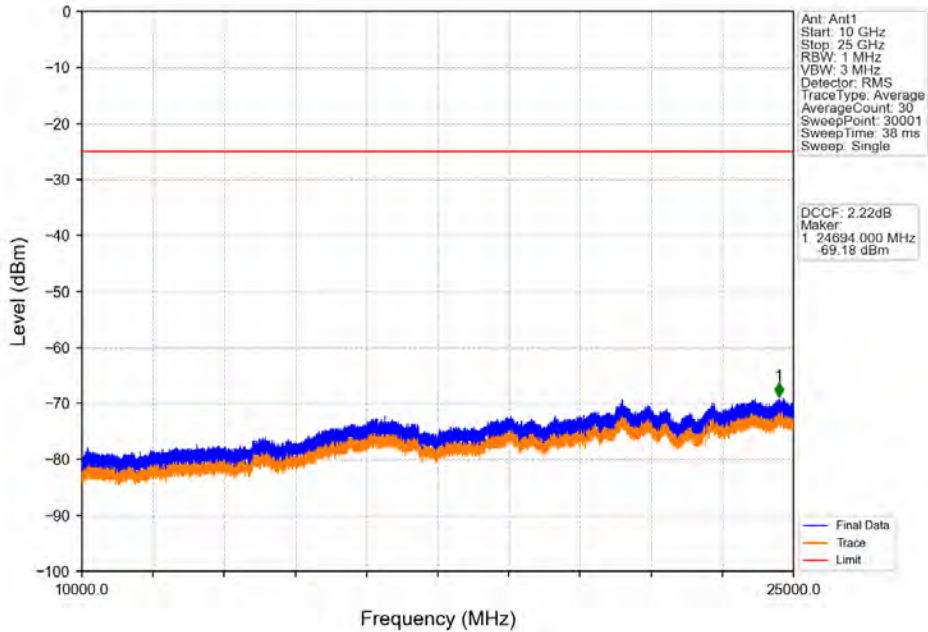
Band41_5MHz_16QAM_LCH_2498.5MHz_RB_1_0_NTNV



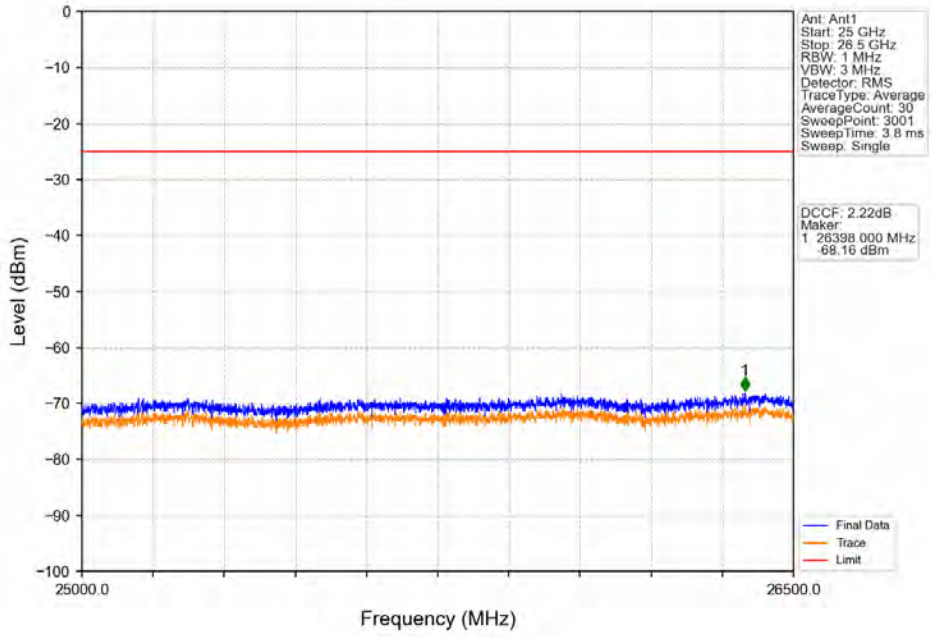
Band41_5MHz_16QAM_LCH_2498.5MHz_RB_1_0_NTNV



Band41_5MHz_16QAM_LCH_2498.5MHz_RB_1_0_NTNV



Band41_5MHz_16QAM_LCH_2498.5MHz_RB_1_0_NTNV

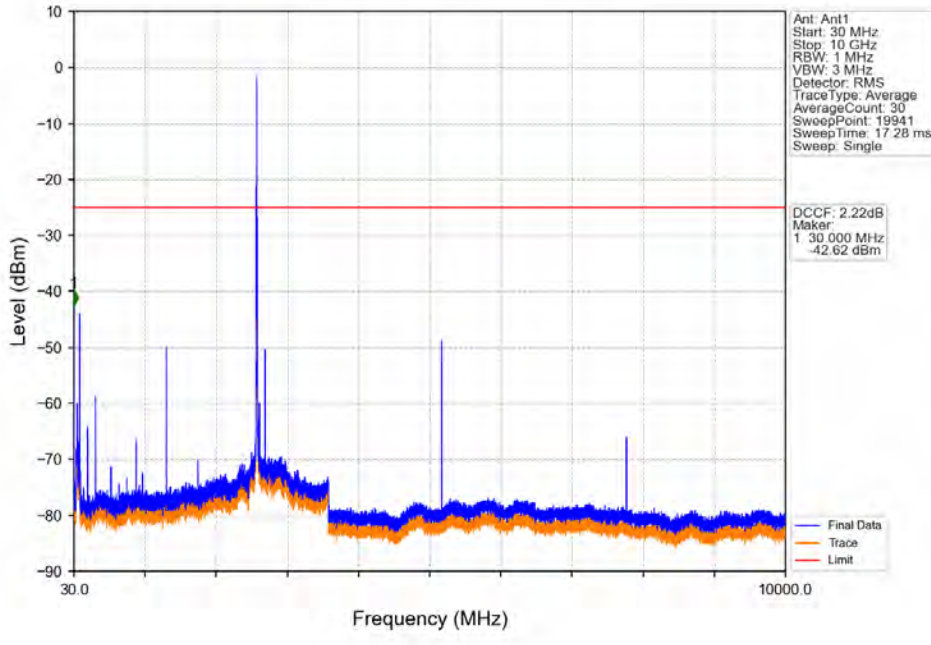


Band41_5MHz_16QAM_LCH_2498.5MHz_RB_25_0_NTNV

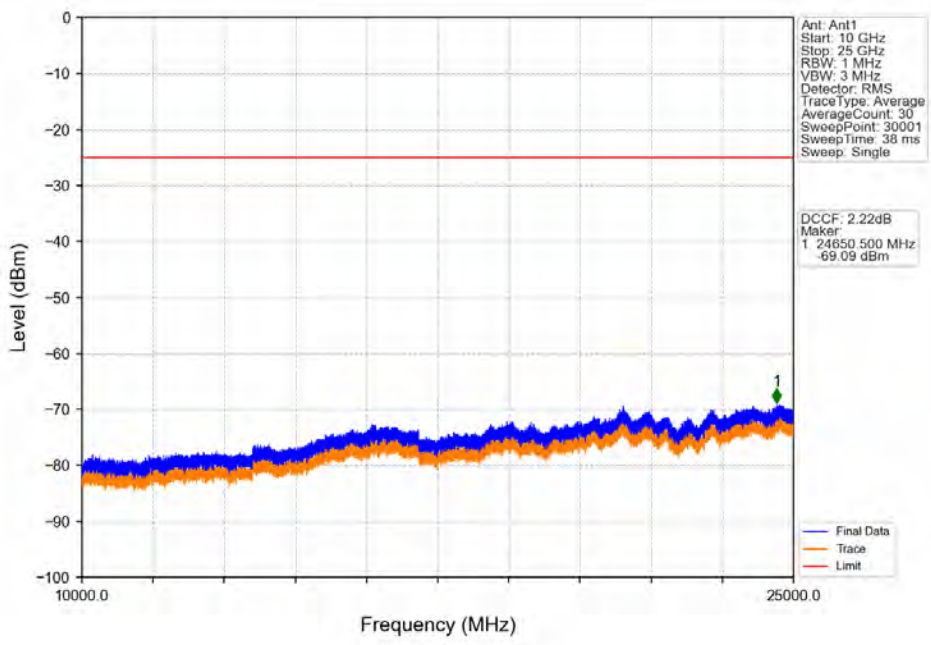


Start (MHz)	Stop (MHz)	RBW (MHz)	Method	Marker No	Freq (MHz)	Level (dBm)	Limit (dBm)	Result
2485	2495	1	CHP	1	2494.490	-15.07	-13	Pass
2495	2496	0.1	/	2	2495.157	-22.29	-13	Pass
2496	2503.5	0.104	/	/	/	/	/	/

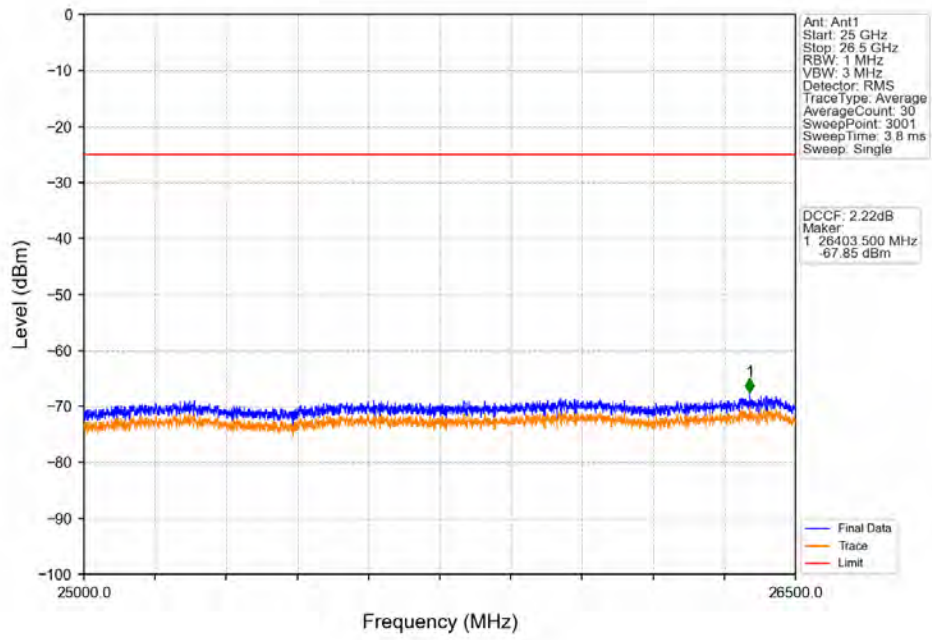
Band41_5MHz_16QAM_MCH_2593MHz_RB_1_0_NTNV



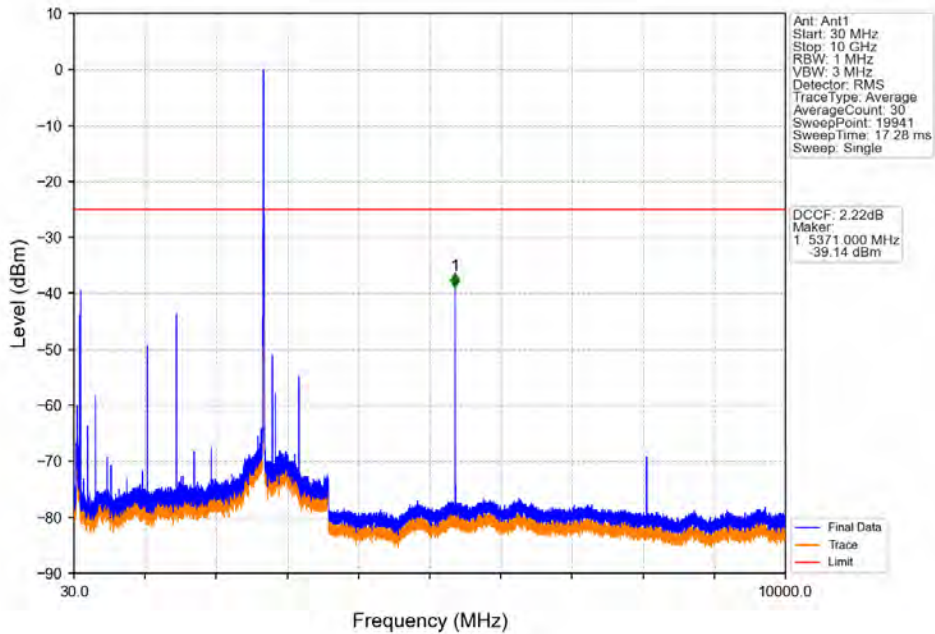
Band41_5MHz_16QAM_MCH_2593MHz_RB_1_0_NTNV



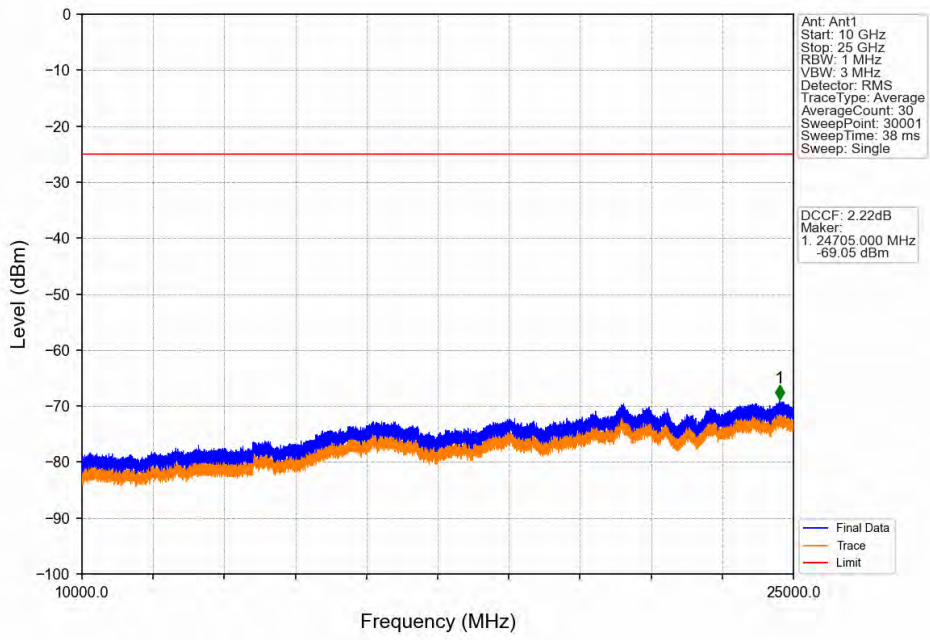
Band41_5MHz_16QAM_MCH_2593MHz_RB_1_0_NTNV



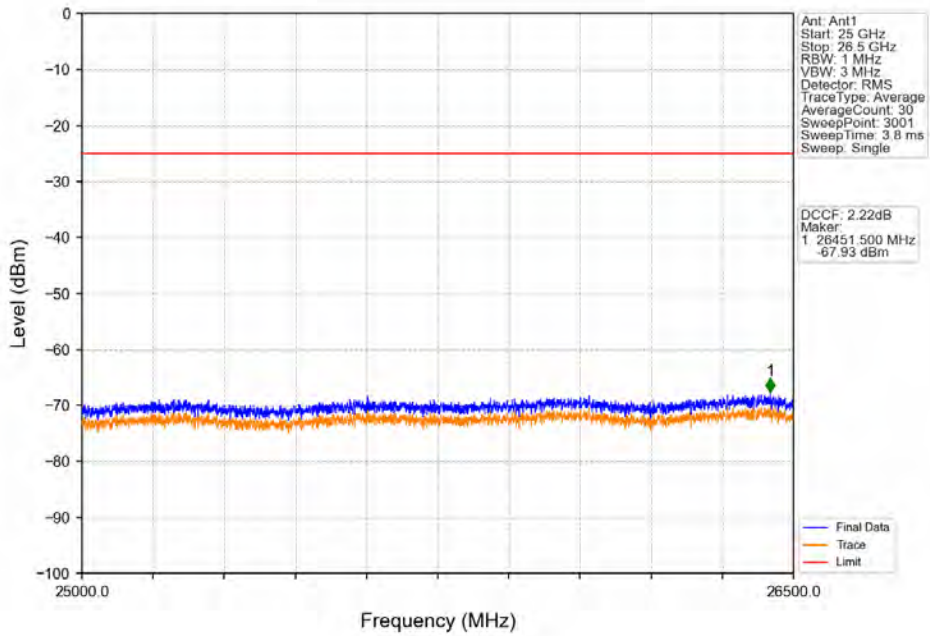
Band41_5MHz_16QAM_HCH_2687.5MHz_RB_1_0_NTNV



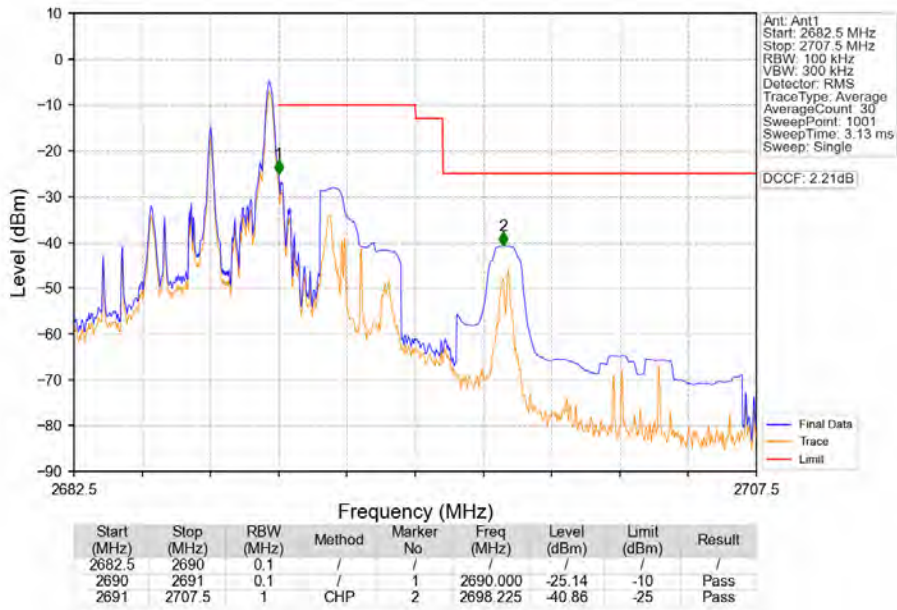
Band41_5MHz_16QAM_HCH_2687.5MHz_RB_1_0_NTNV



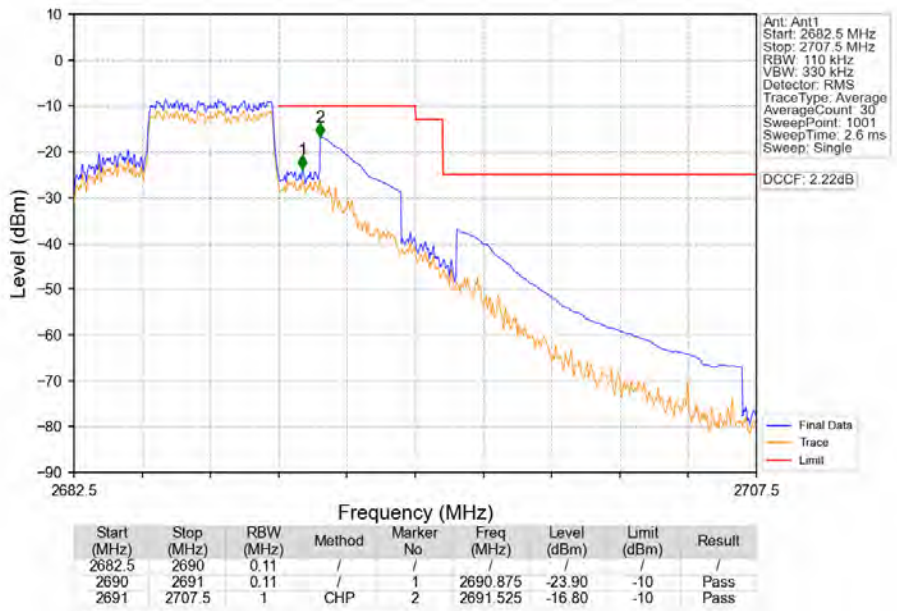
Band41_5MHz_16QAM_HCH_2687.5MHz_RB_1_0_NTNV



Band41_5MHz_16QAM_HCH_2687.5MHz_RB_1_24_NTNV



Band41_5MHz_16QAM_HCH_2687.5MHz_RB_25_0_NTNV

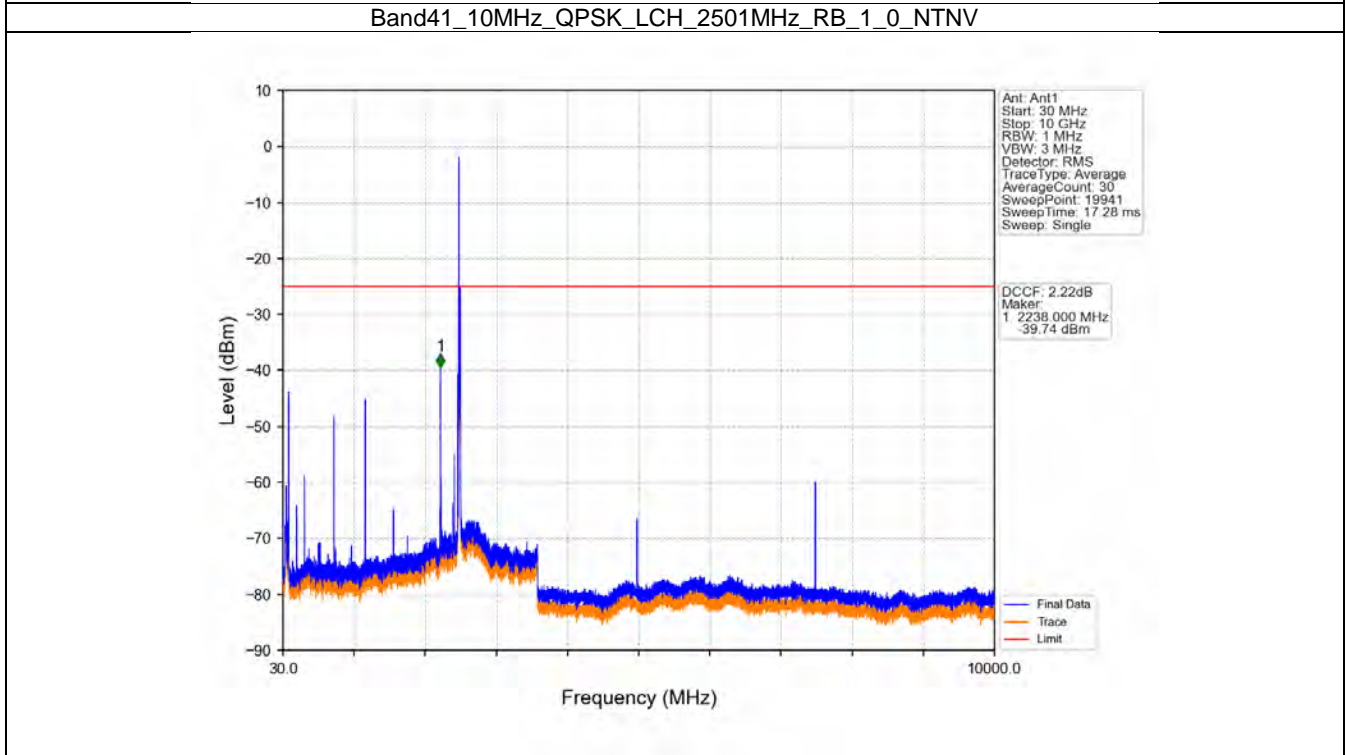
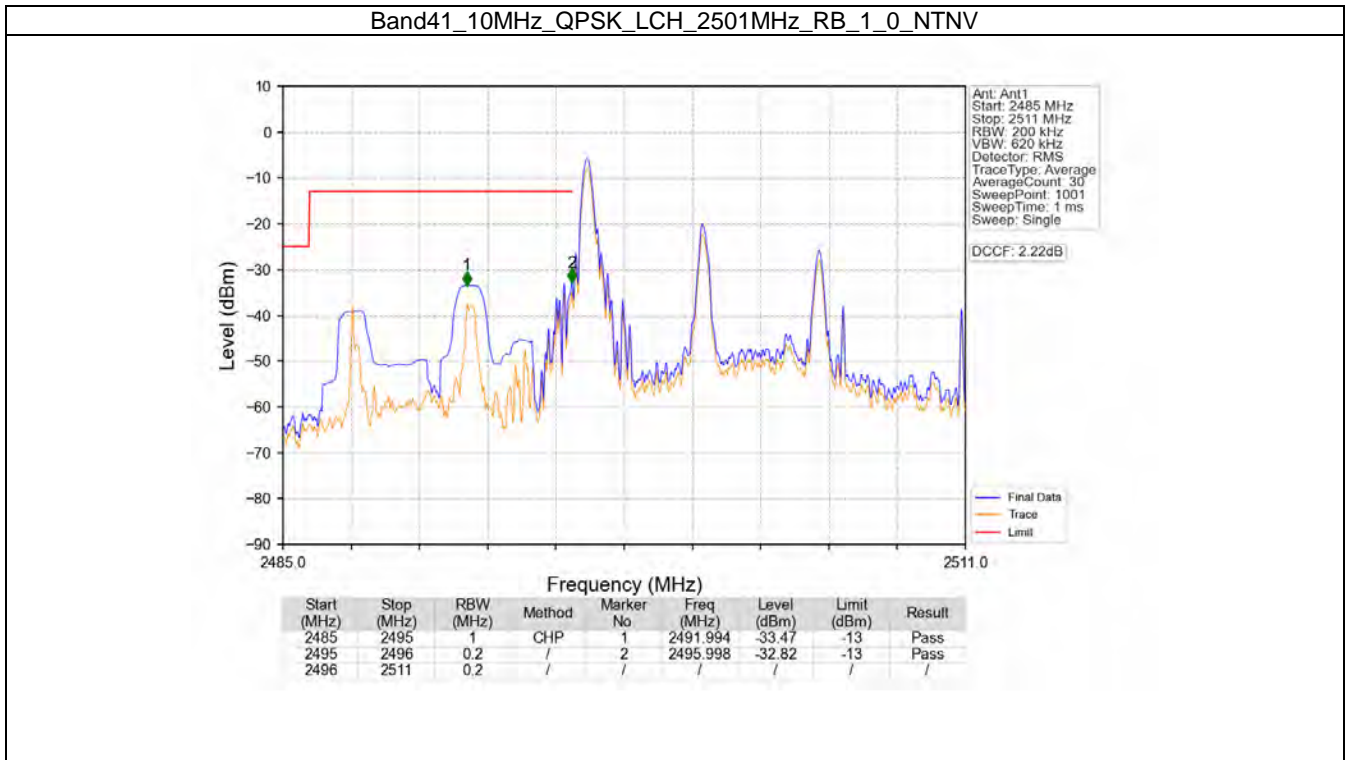


6.2 B41_10MHz

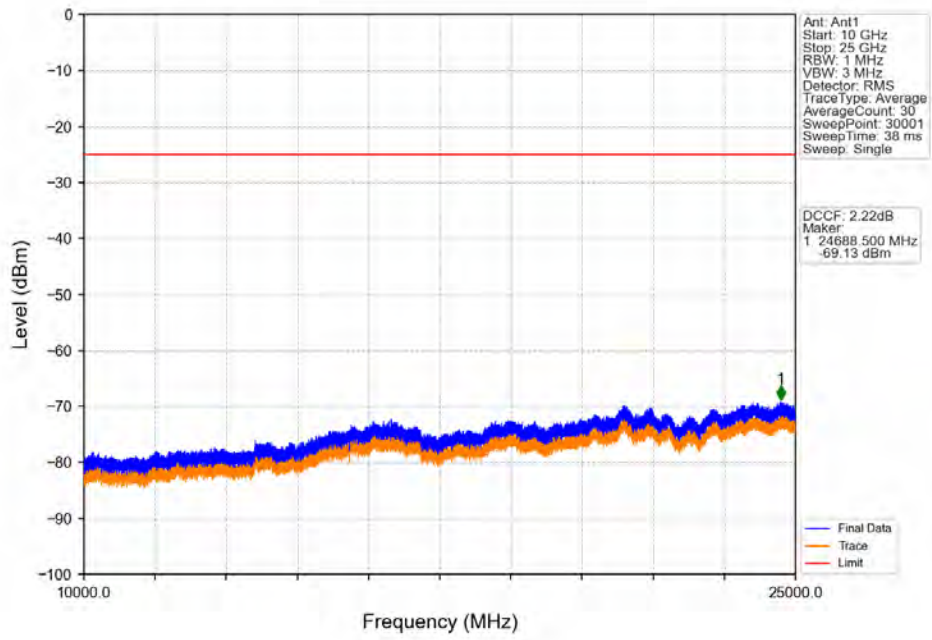
6.2.1 Test Result

Band: 41 / Bandwidth: 10MHz / NTNV						
Modulation	Frequency (MHz)	RB Allocation		Spurious Emission		Verdict
		Size	Offset	Result	Limit	
QPSK	2501	1	0	Refer To Test Graph		Pass
		50	0	Refer To Test Graph		Pass
	2685	1	0	Refer To Test Graph		Pass
		1	0	Refer To Test Graph		Pass
			49	Refer To Test Graph		Pass
		50	0	Refer To Test Graph		Pass
16QAM	2501	1	0	Refer To Test Graph		Pass
		50	0	Refer To Test Graph		Pass
	2685	1	0	Refer To Test Graph		Pass
		1	0	Refer To Test Graph		Pass
			49	Refer To Test Graph		Pass
		50	0	Refer To Test Graph		Pass

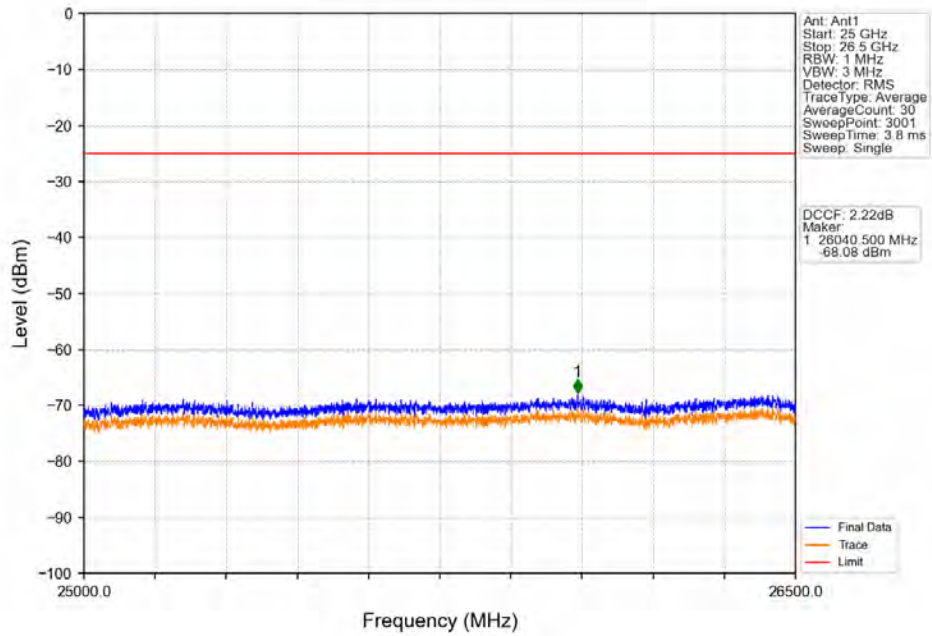
6.2.2 Test Graph



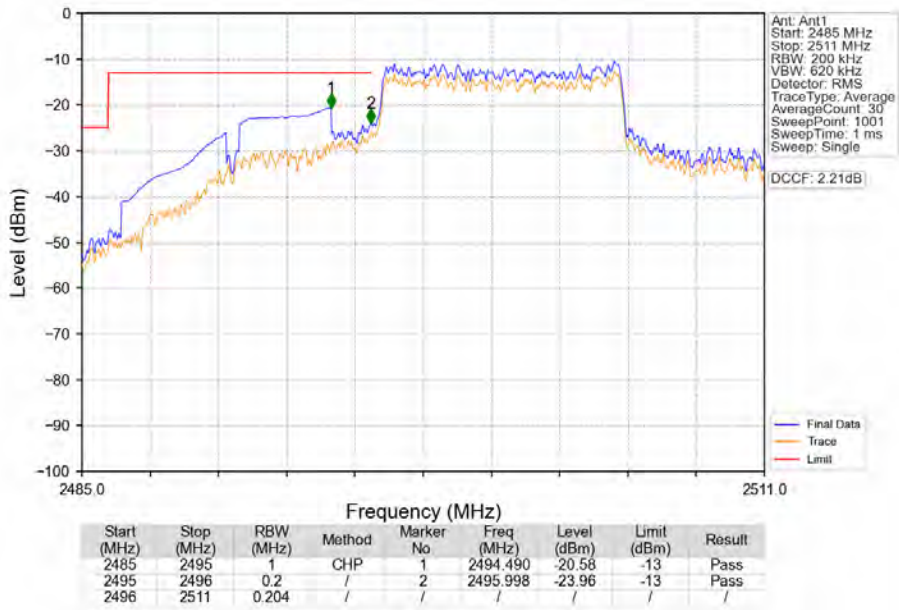
Band41_10MHz_QPSK_LCH_2501MHz_RB_1_0_NTNV



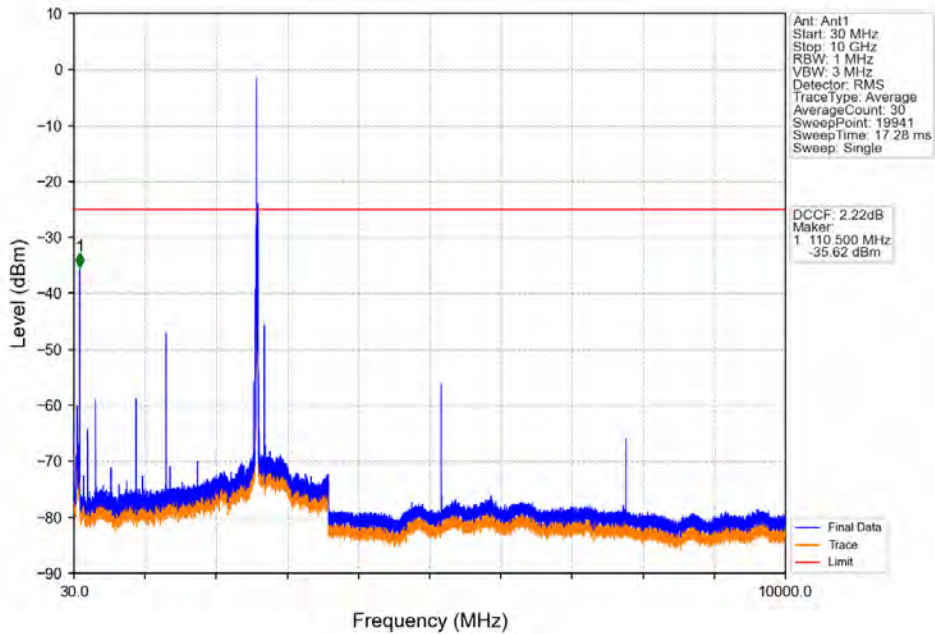
Band41_10MHz_QPSK_LCH_2501MHz_RB_1_0_NTNV



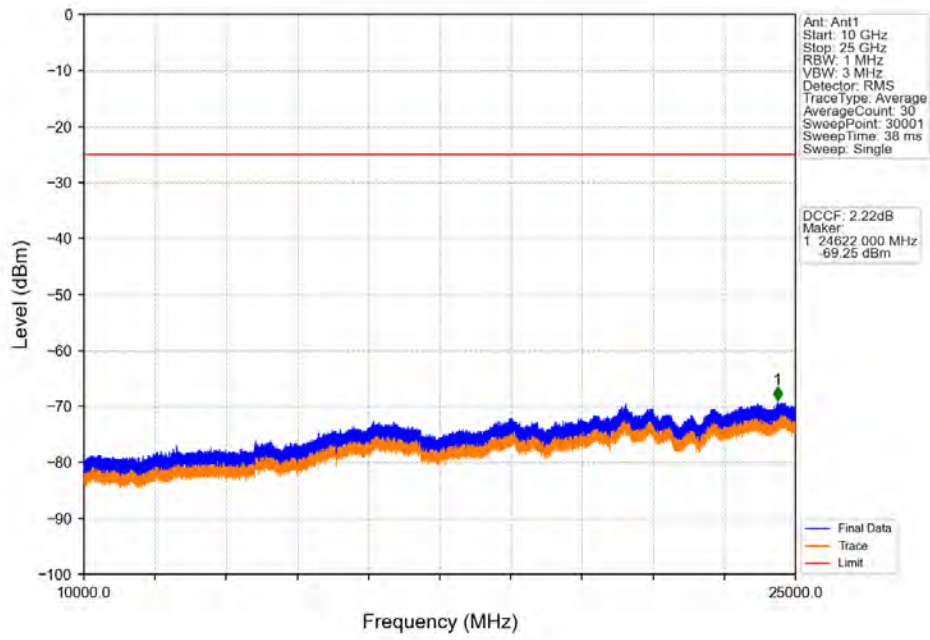
Band41_10MHz_QPSK_LCH_2501MHz_RB_50_0_NTNV



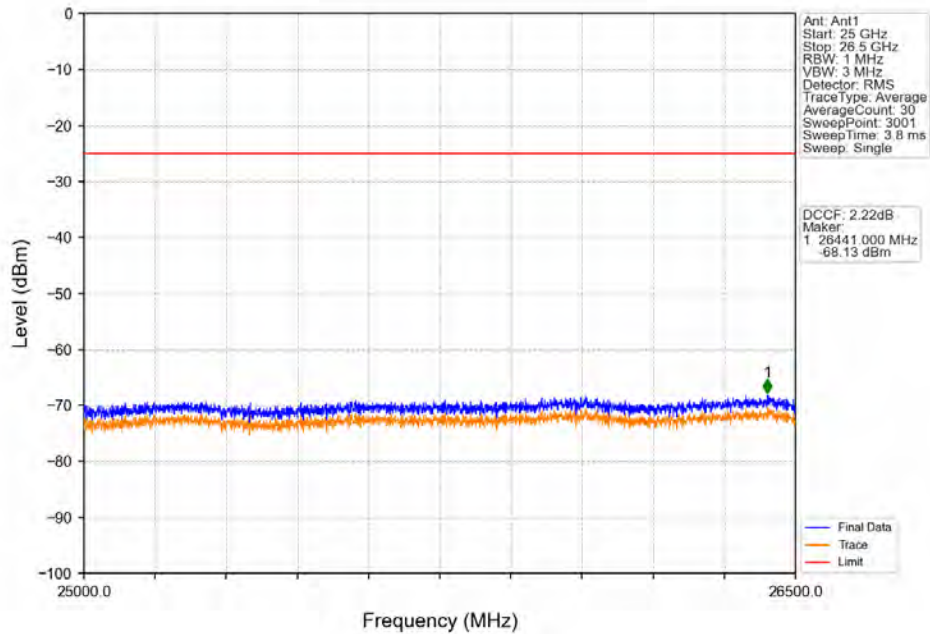
Band41_10MHz_QPSK_MCH_2593MHz_RB_1_0_NTNV



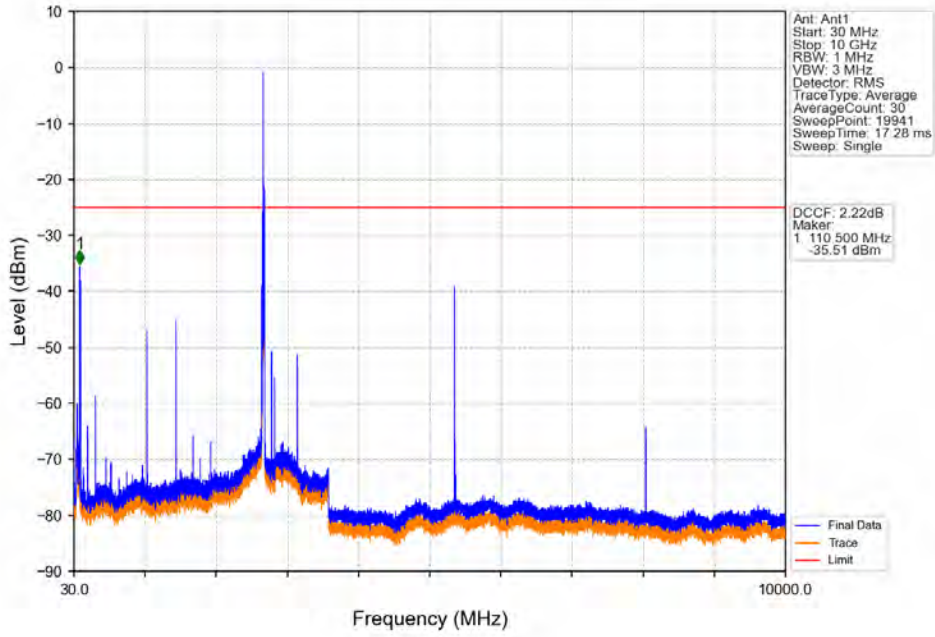
Band41_10MHz_QPSK_MCH_2593MHz_RB_1_0_NTNV



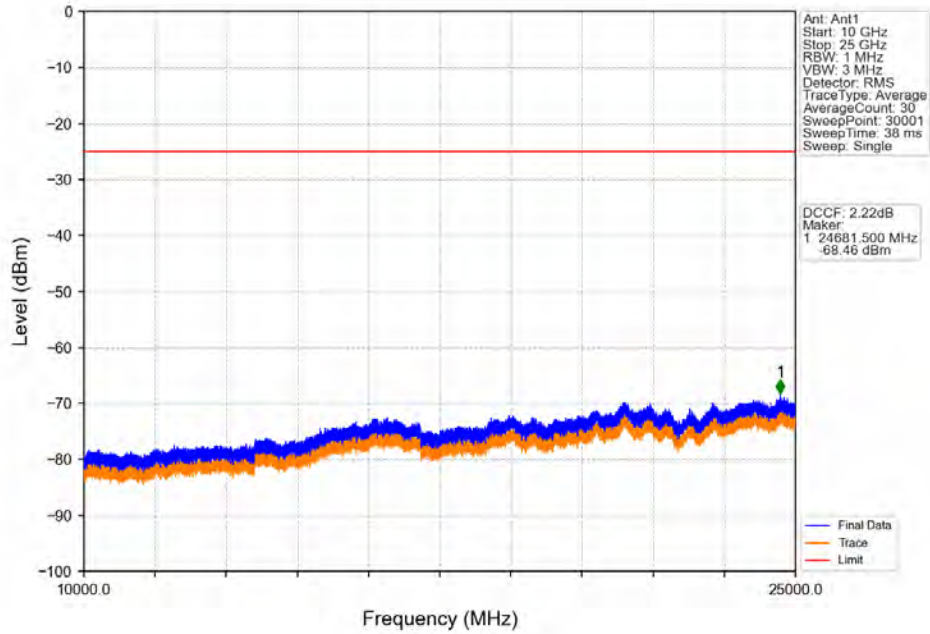
Band41_10MHz_QPSK_MCH_2593MHz_RB_1_0_NTNV



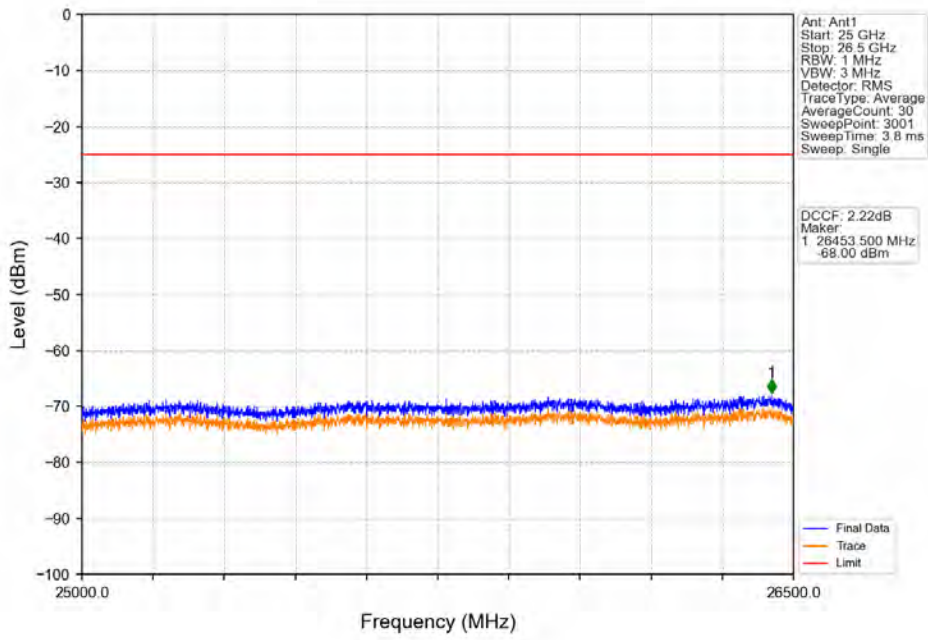
Band41_10MHz_QPSK_HCH_2685MHz_RB_1_0_NTNV



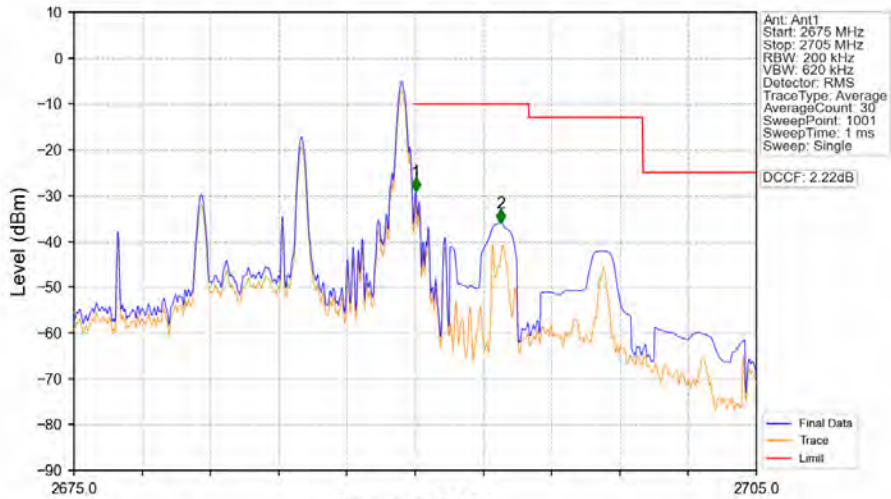
Band41_10MHz_QPSK_HCH_2685MHz_RB_1_0_NTNV



Band41_10MHz_QPSK_HCH_2685MHz_RB_1_0_NTNV

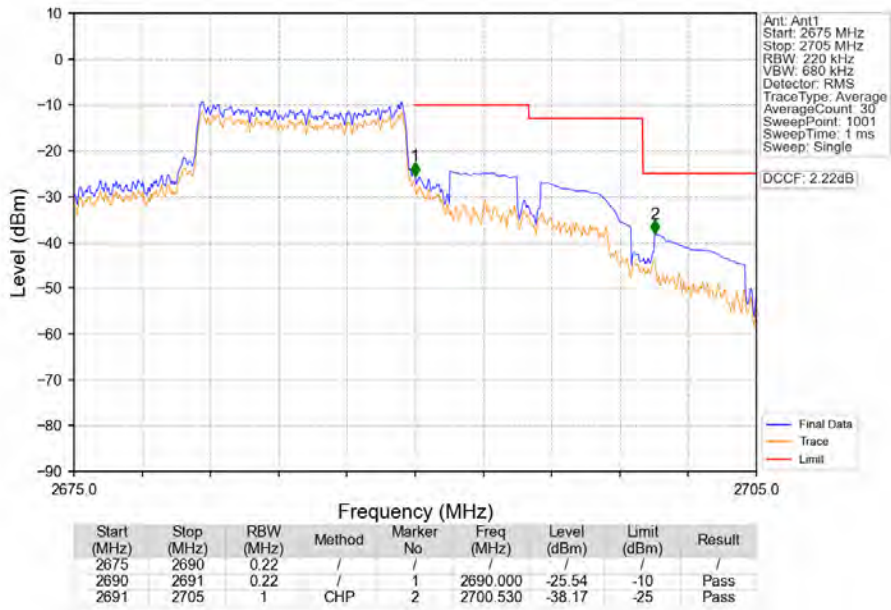


Band41_10MHz_QPSK_HCH_2685MHz_RB_1_49_NTNV

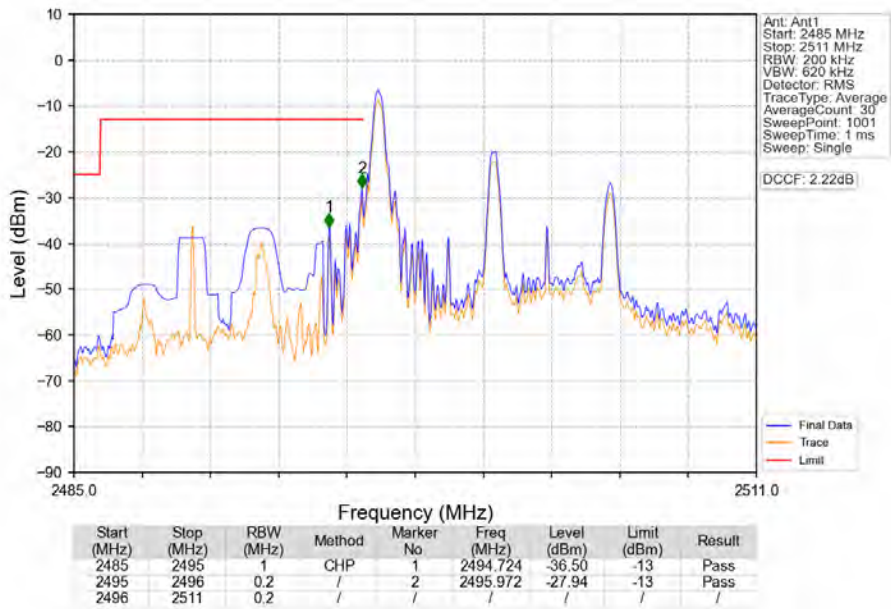


Start (MHz)	Stop (MHz)	RBW (MHz)	Method	Marker No	Freq (MHz)	Level (dBm)	Limit (dBm)	Result
2675	2690	0.2	/	1	2690.030	-29.23	-10	Pass
2691	2705	1	CHP	2	2693.750	-36.11	-10	Pass

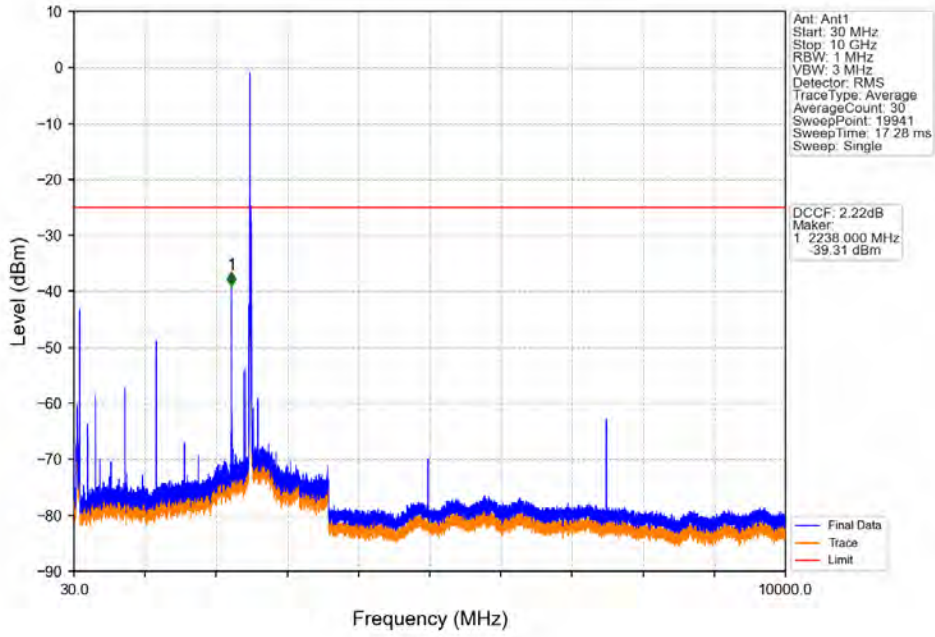
Band41_10MHz_QPSK_HCH_2685MHz_RB_50_0_NTNV



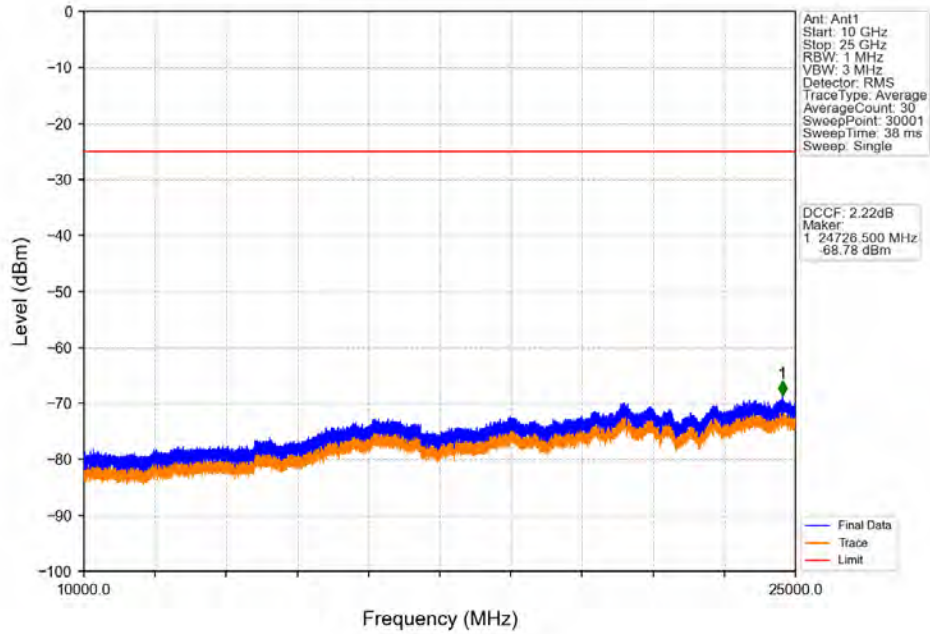
Band41_10MHz_16QAM_LCH_2501MHz_RB_1_0_NTNV



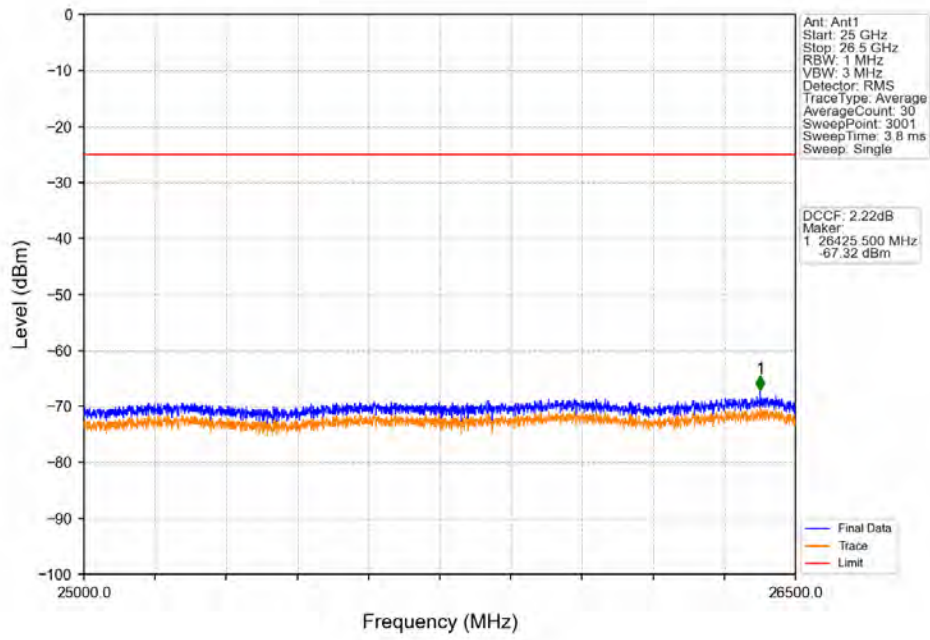
Band41_10MHz_16QAM_LCH_2501MHz_RB_1_0_NTNV



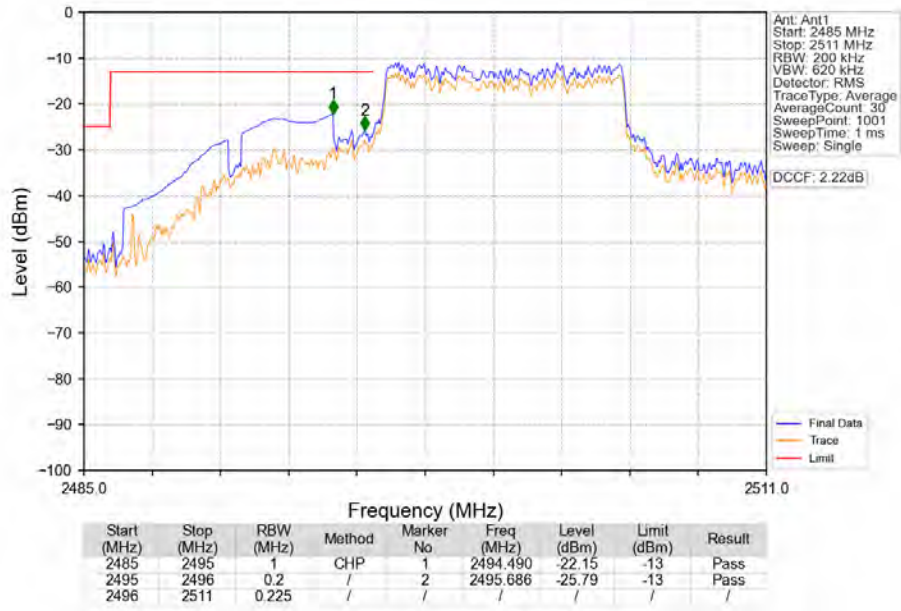
Band41_10MHz_16QAM_LCH_2501MHz_RB_1_0_NTNV



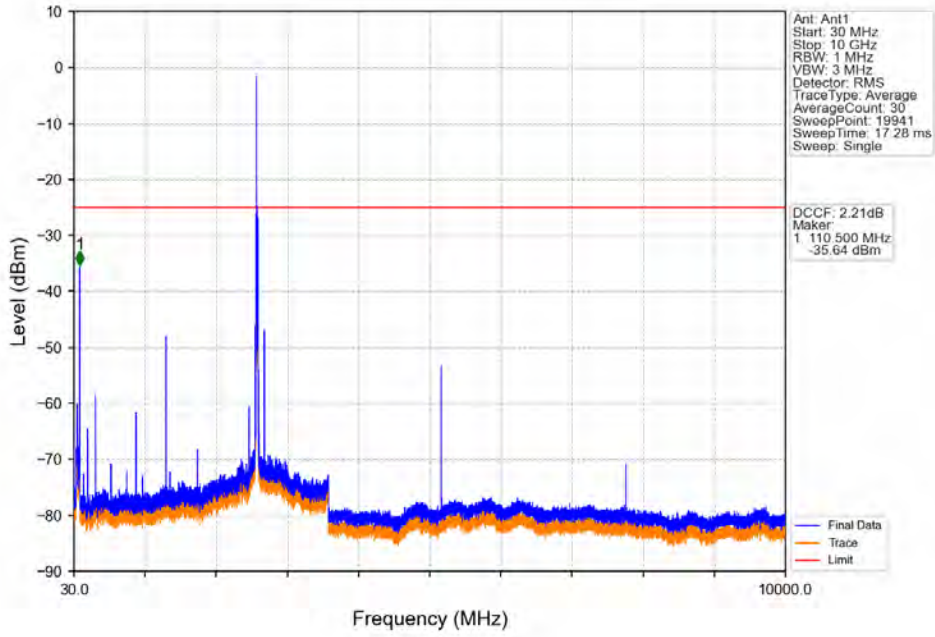
Band41_10MHz_16QAM_LCH_2501MHz_RB_1_0_NTNV



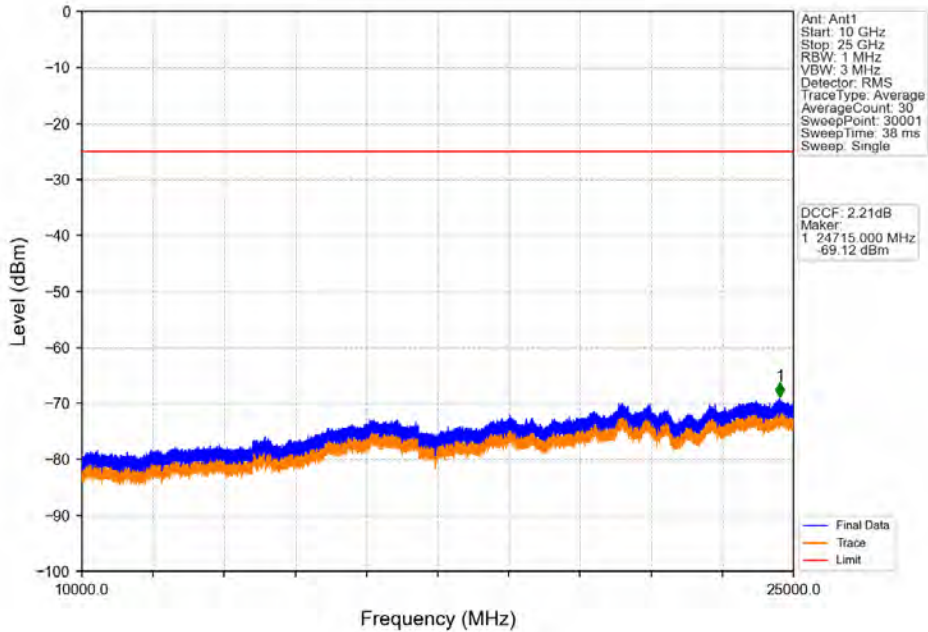
Band41_10MHz_16QAM_LCH_2501MHz_RB_50_0_NTNV



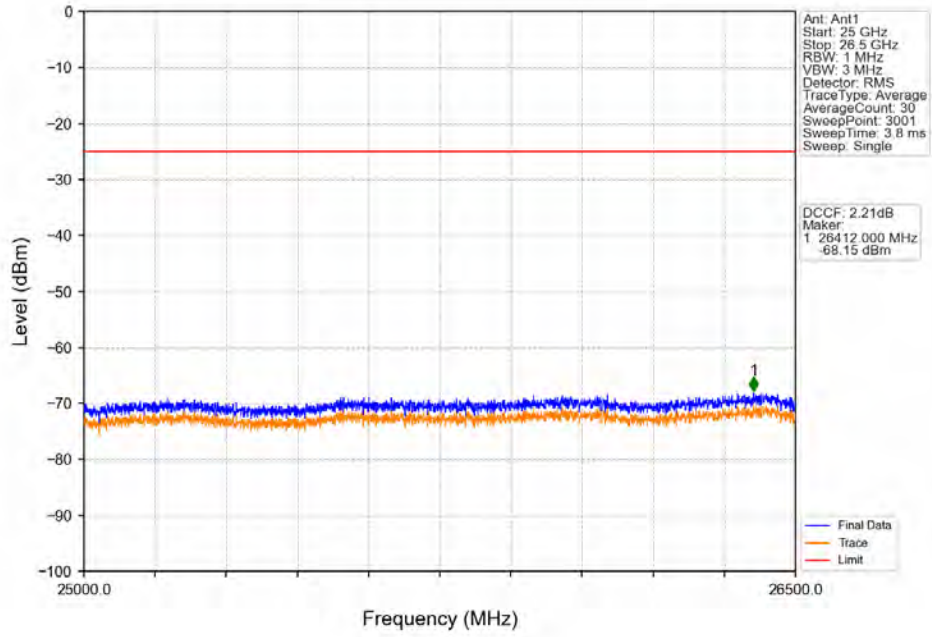
Band41_10MHz_16QAM_MCH_2593MHz_RB_1_0_NTNV



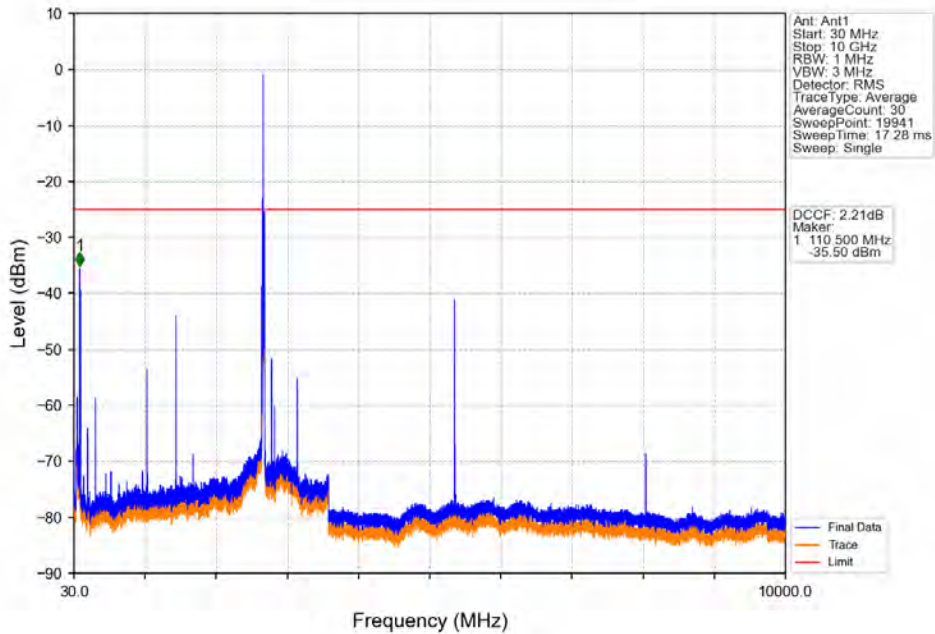
Band41_10MHz_16QAM_MCH_2593MHz_RB_1_0_NTNV



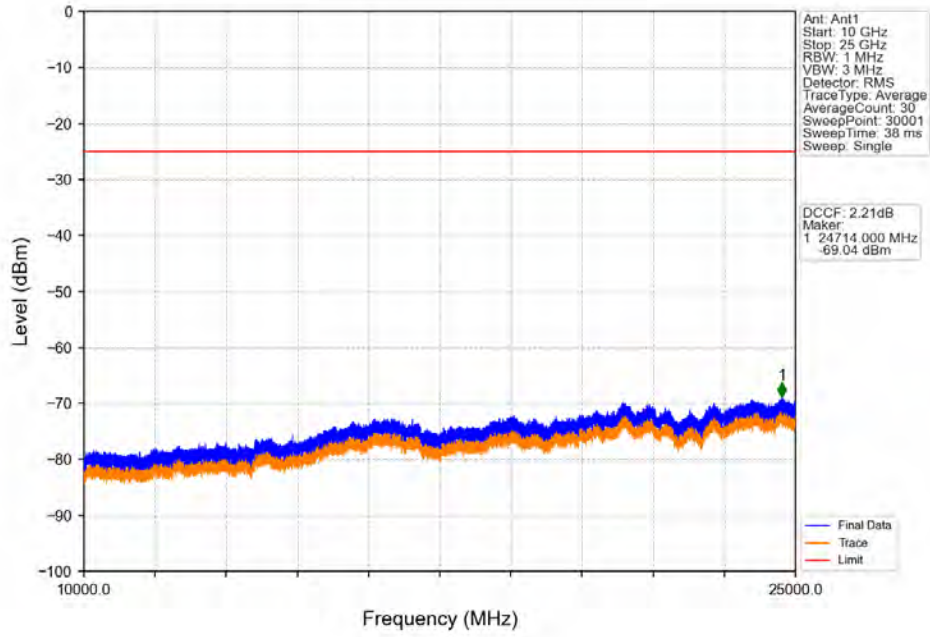
Band41_10MHz_16QAM_MCH_2593MHz_RB_1_0_NTNV



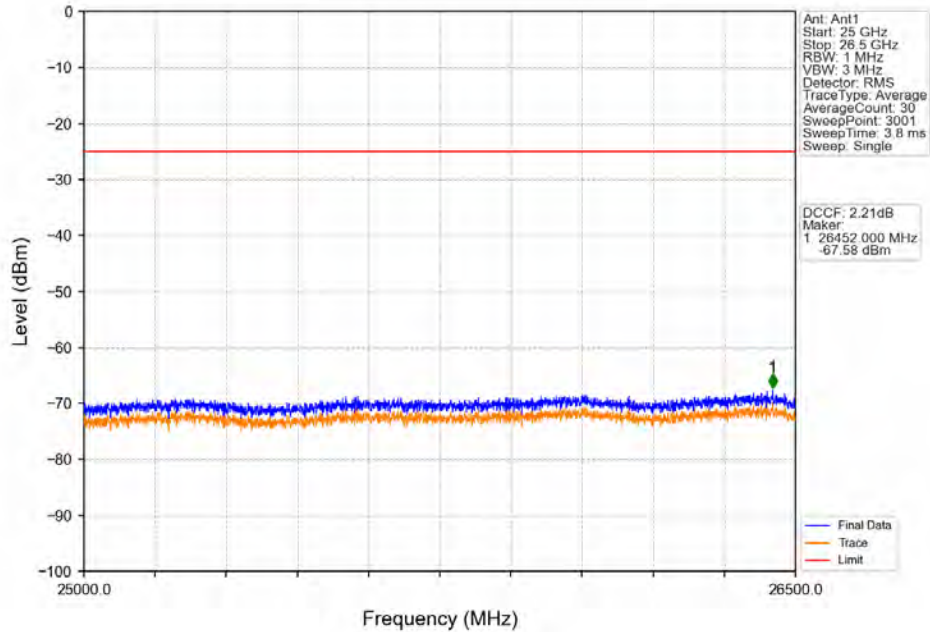
Band41_10MHz_16QAM_HCH_2685MHz_RB_1_0_NTNV



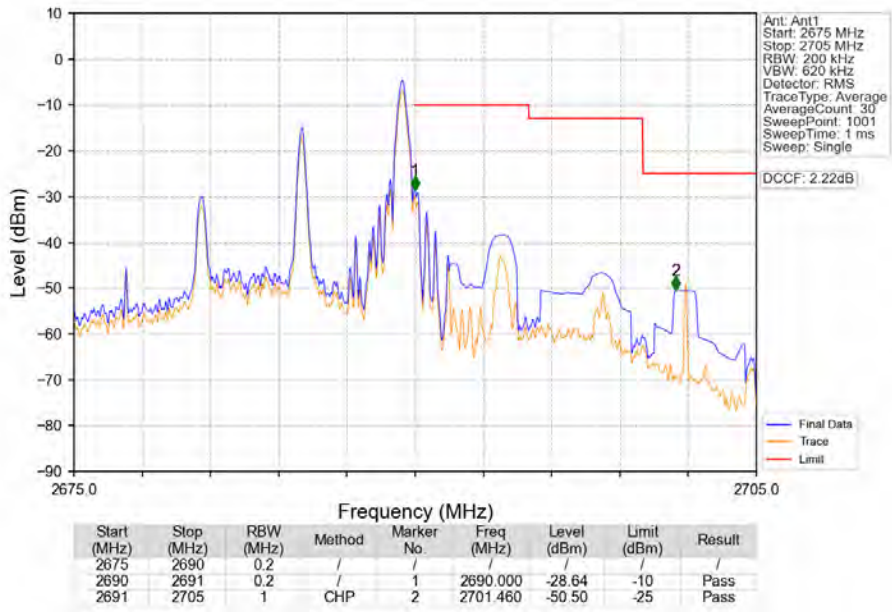
Band41_10MHz_16QAM_HCH_2685MHz_RB_1_0_NTNV



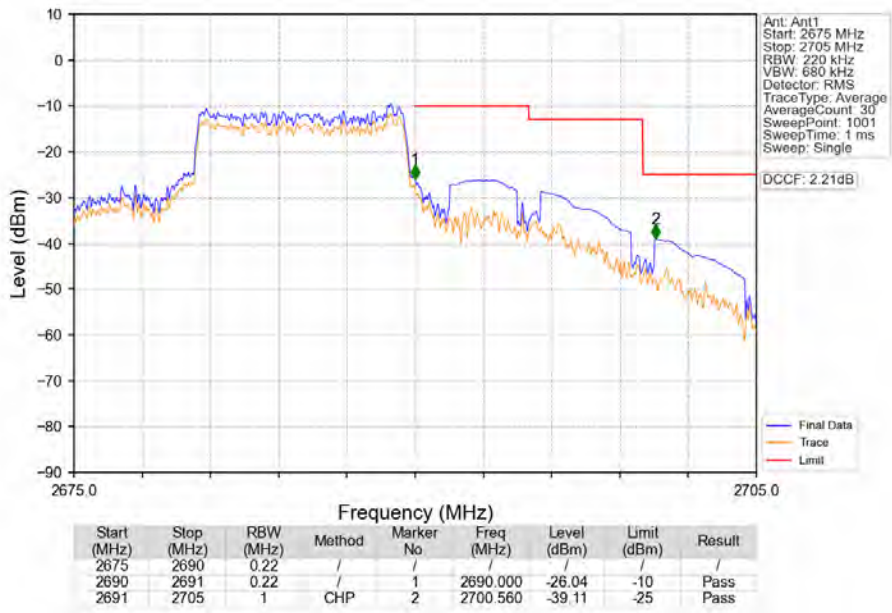
Band41_10MHz_16QAM_HCH_2685MHz_RB_1_0_NTNV



Band41_10MHz_16QAM_HCH_2685MHz_RB_1_49_NTNV



Band41_10MHz_16QAM_HCH_2685MHz_RB_50_0_NTNV

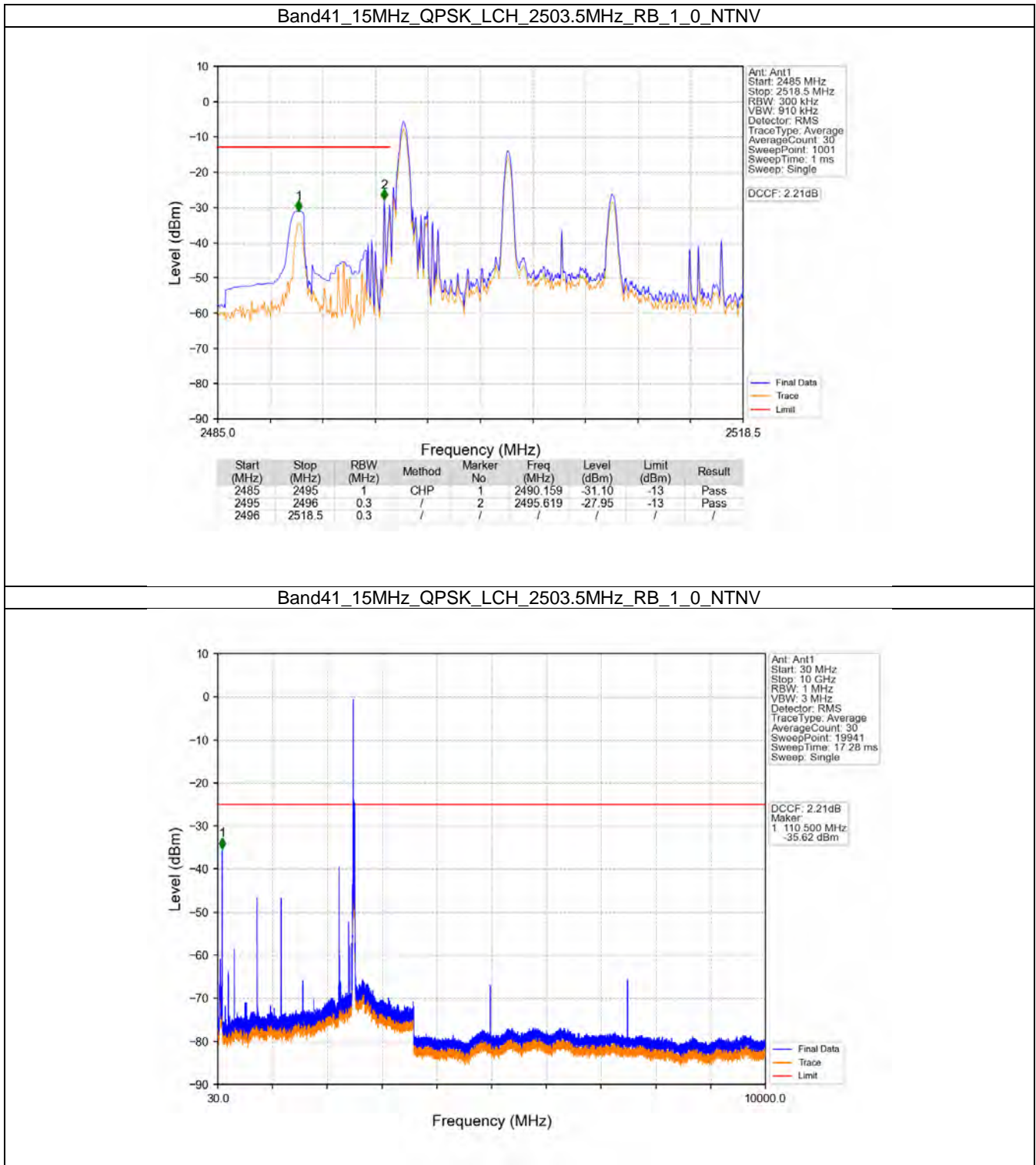


6.3 B41_15MHz

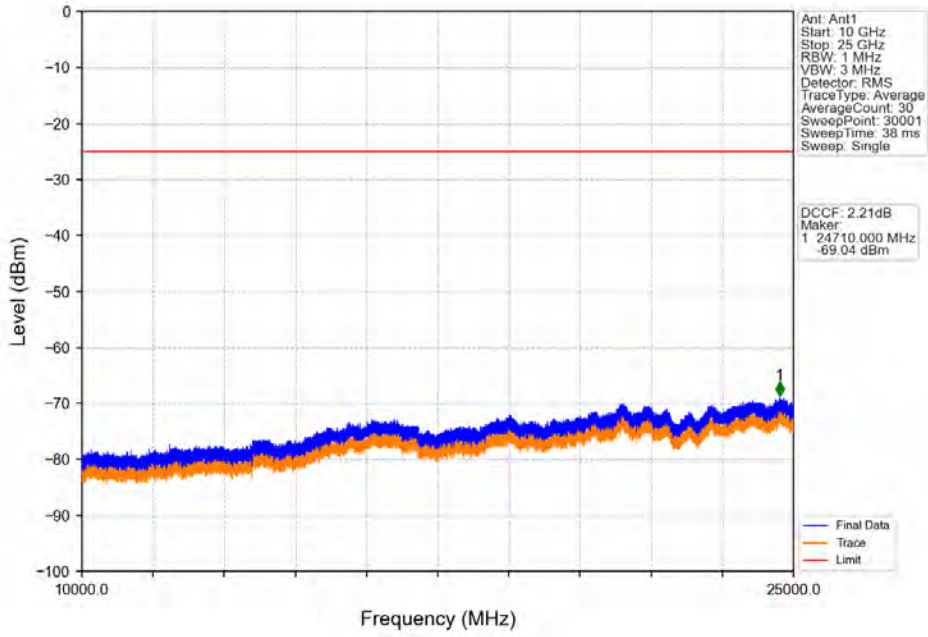
6.3.1 Test Result

Band: 41 / Bandwidth: 15MHz / NTNV						
Modulation	Frequency (MHz)	RB Allocation		Spurious Emission		Verdict
		Size	Offset	Result	Limit	
QPSK	2503.5	1	0	Refer To Test Graph		Pass
		75	0	Refer To Test Graph		Pass
	2593	1	0	Refer To Test Graph		Pass
	2682.5	1	0	Refer To Test Graph		Pass
			74	Refer To Test Graph		Pass
		75	0	Refer To Test Graph		Pass
16QAM	2503.5	1	0	Refer To Test Graph		Pass
		75	0	Refer To Test Graph		Pass
	2593	1	0	Refer To Test Graph		Pass
	2682.5	1	0	Refer To Test Graph		Pass
			74	Refer To Test Graph		Pass
		75	0	Refer To Test Graph		Pass

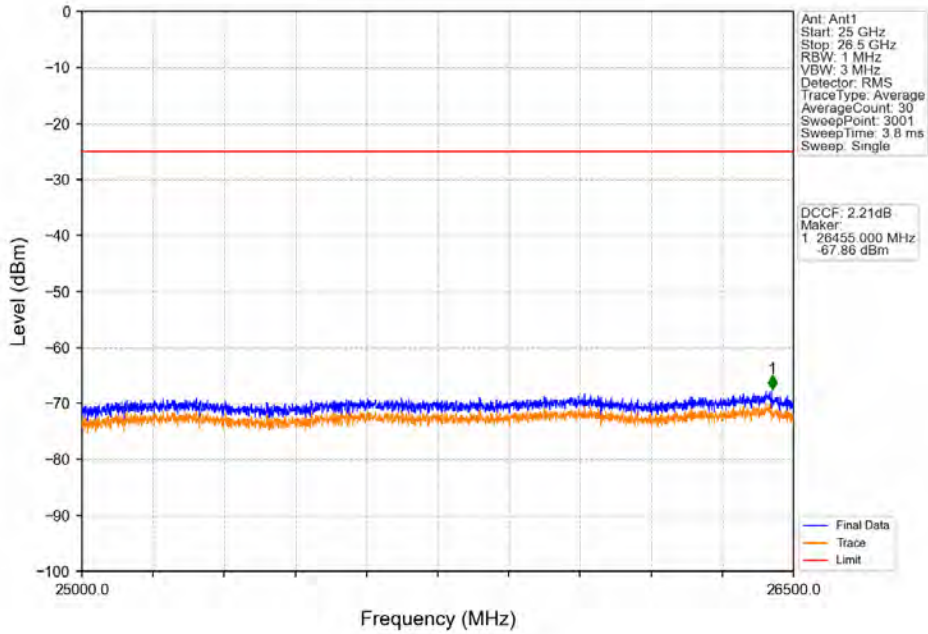
6.3.2 Test Graph



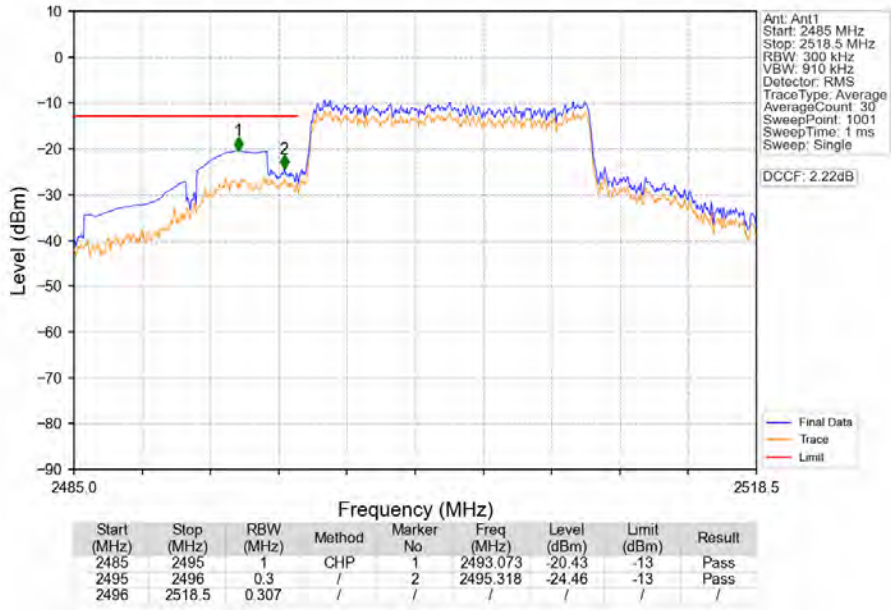
Band41_15MHz_QPSK_LCH_2503.5MHz_RB_1_0_NTNV



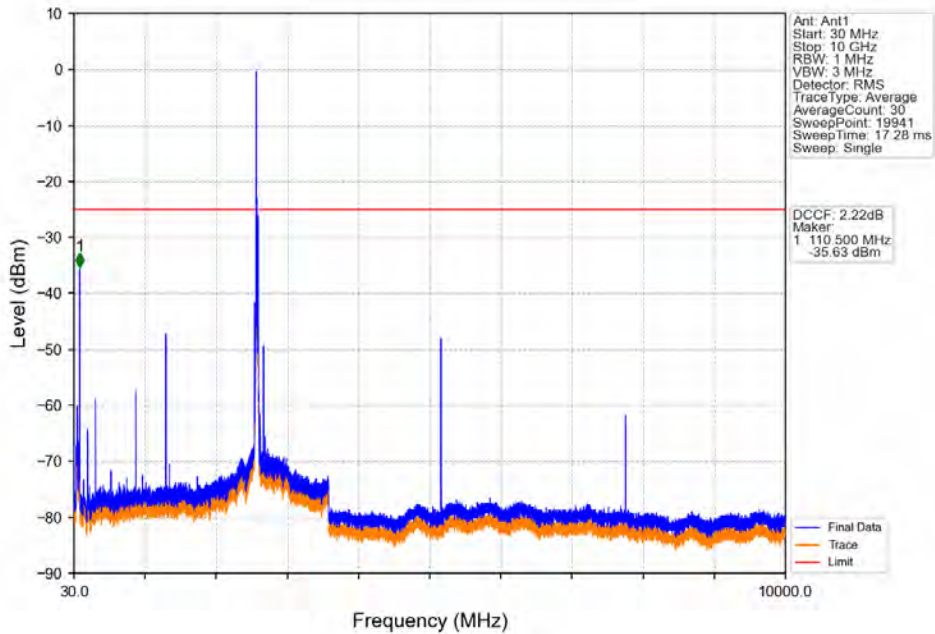
Band41_15MHz_QPSK_LCH_2503.5MHz_RB_1_0_NTNV



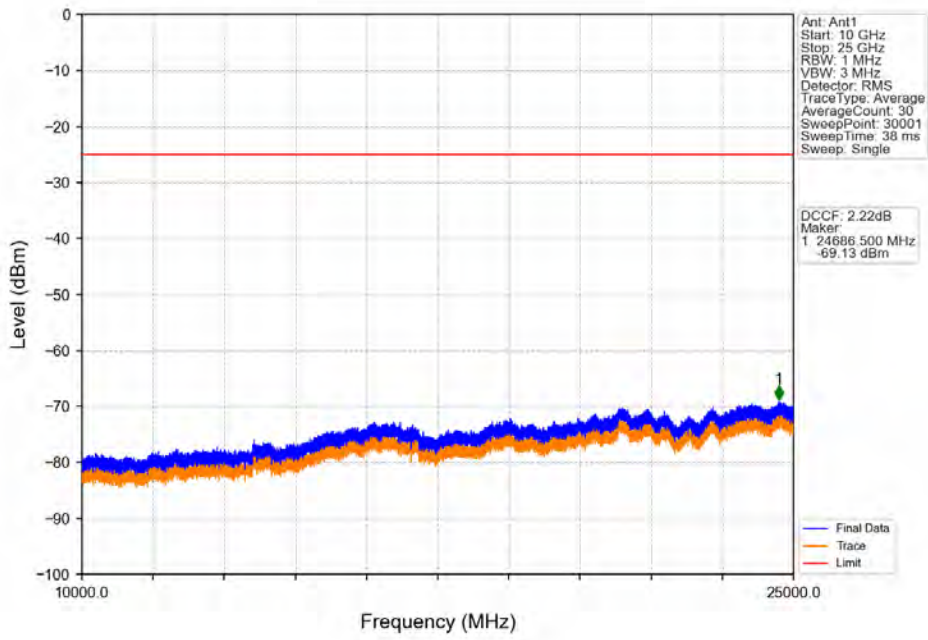
Band41_15MHz_QPSK_LCH_2503.5MHz_RB_75_0_NTNV



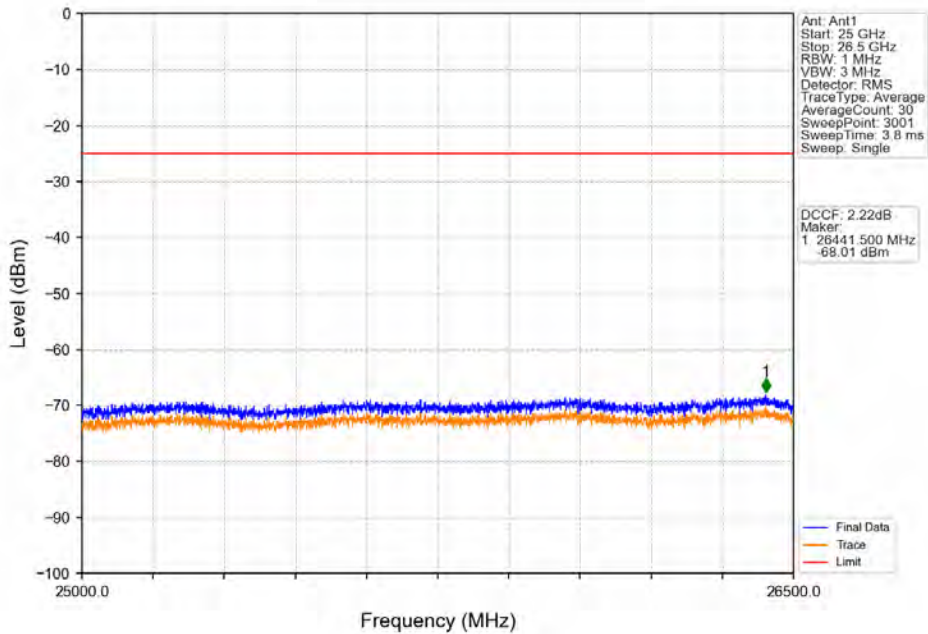
Band41_15MHz_QPSK_MCH_2593MHz_RB_1_0_NTNV



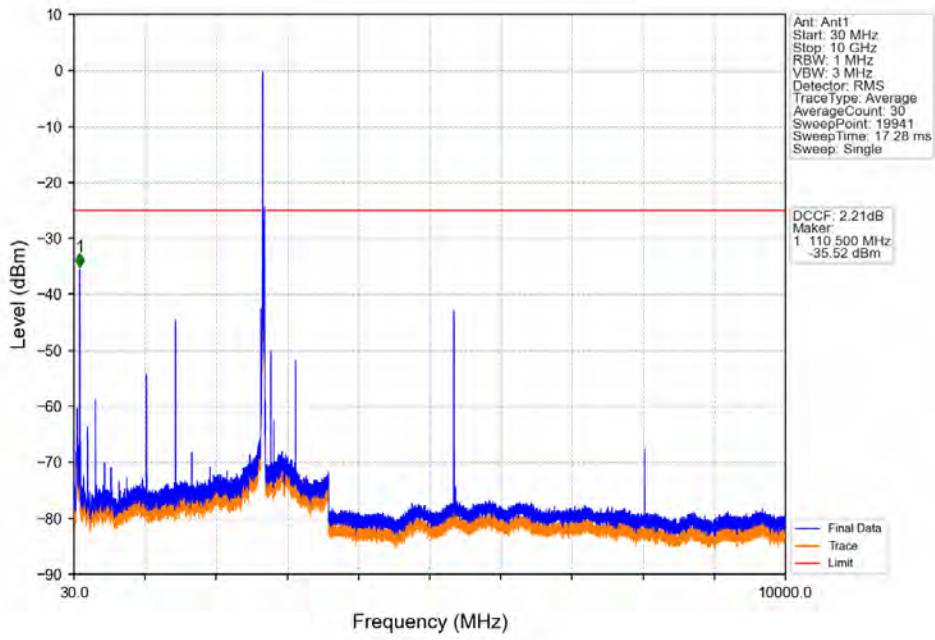
Band41_15MHz_QPSK_MCH_2593MHz_RB_1_0_NTNV



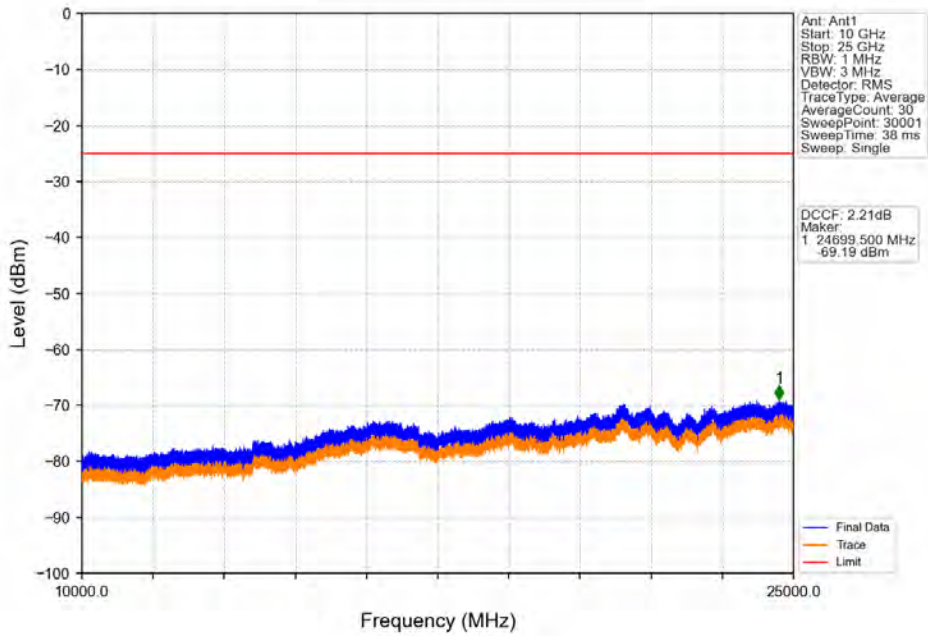
Band41_15MHz_QPSK_MCH_2593MHz_RB_1_0_NTNV



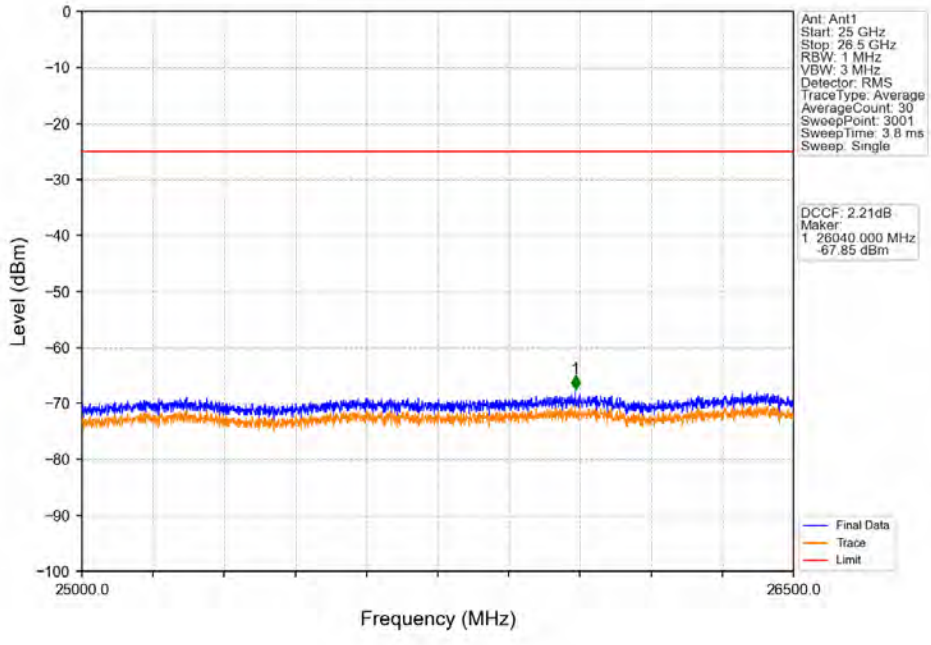
Band41_15MHz_QPSK_HCH_2682.5MHz_RB_1_0_NTNV



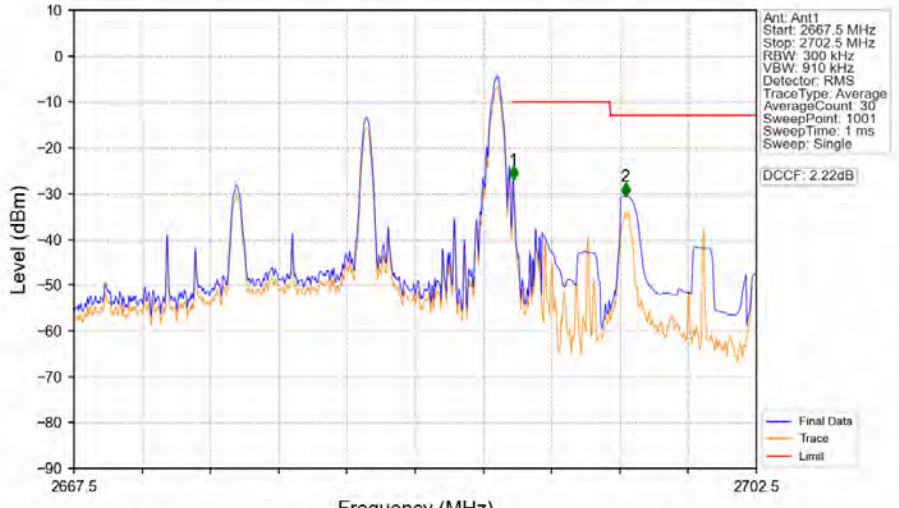
Band41_15MHz_QPSK_HCH_2682.5MHz_RB_1_0_NTNV



Band41_15MHz_QPSK_HCH_2682.5MHz_RB_1_0_NTNV

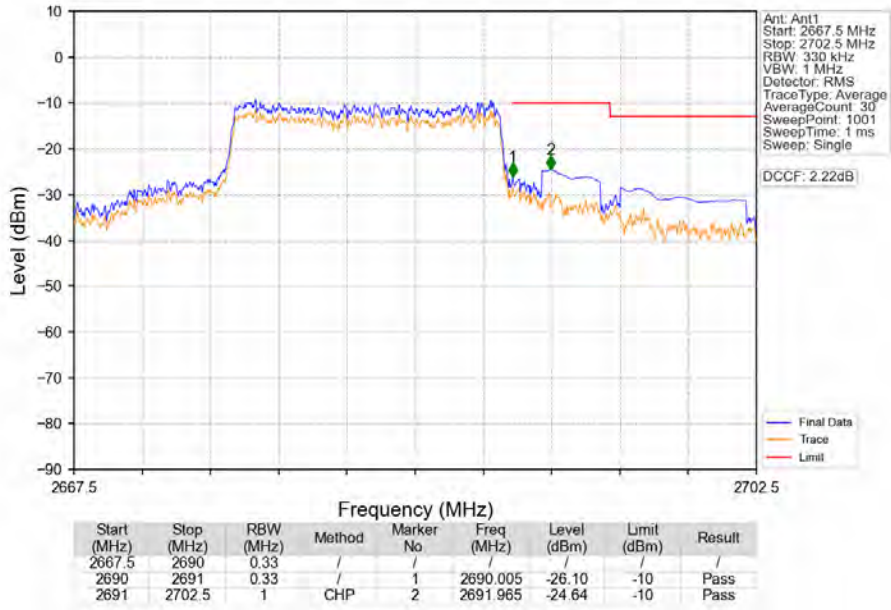


Band41_15MHz_QPSK_HCH_2682.5MHz_RB_1_74_NTNV

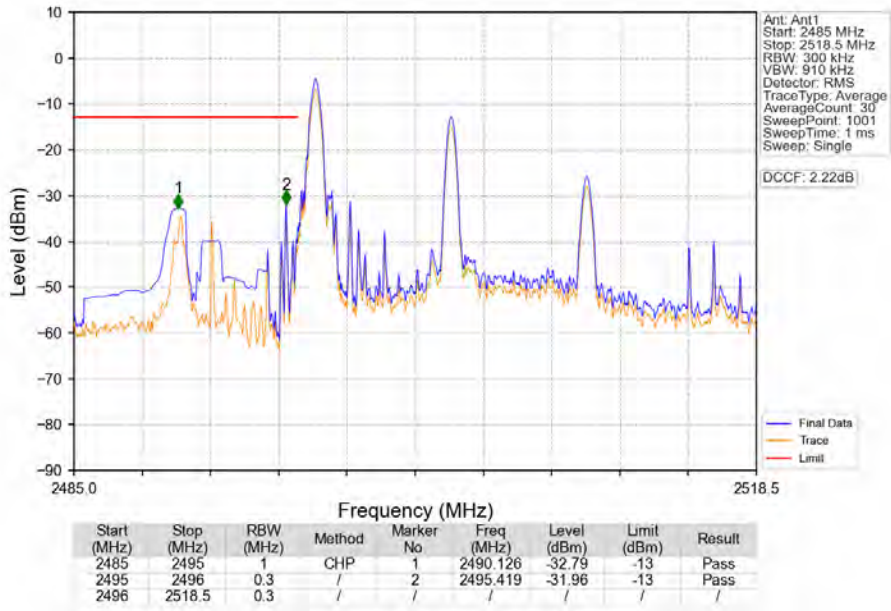


Start (MHz)	Stop (MHz)	RBW (MHz)	Method	Marker No	Freq (MHz)	Level (dBm)	Limit (dBm)	Result
2667.5	2690	0.3	/	1	2690.040	-27.11	-10	Pass
2691	2702.5	1	CHP	2	2695.780	-30.66	-13	Pass

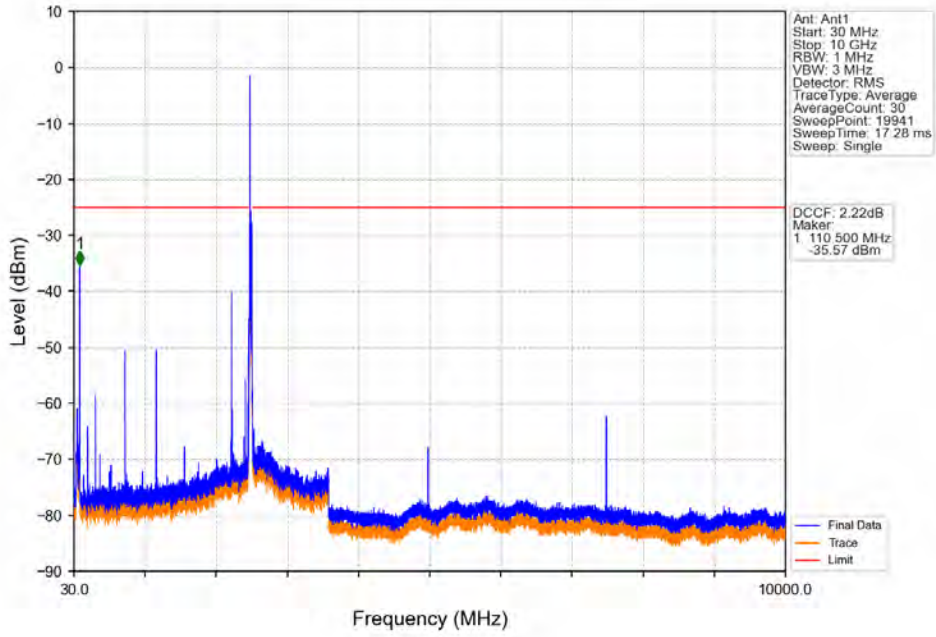
Band41_15MHz_QPSK_HCH_2682.5MHz_RB_75_0_NTNV



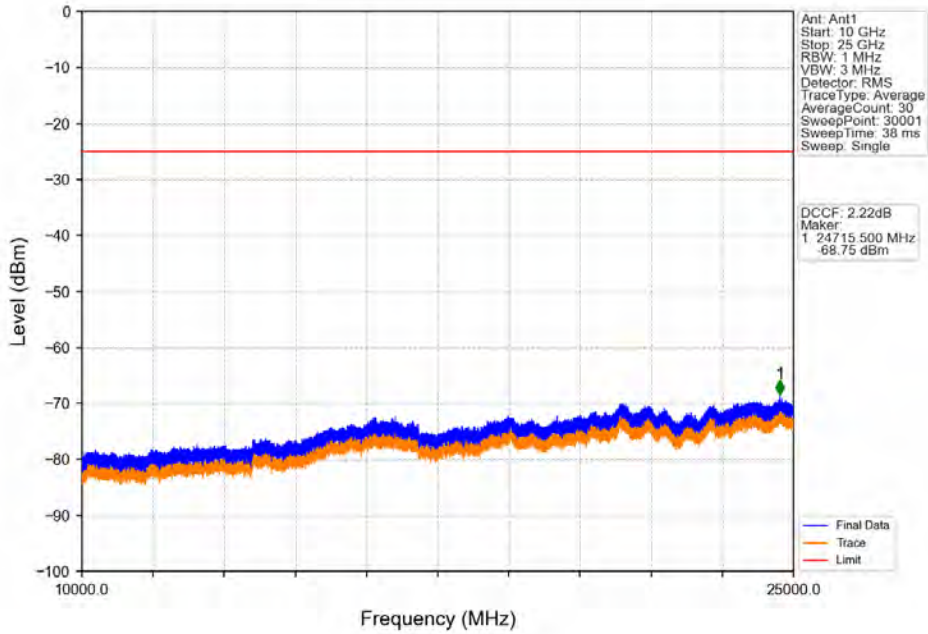
Band41_15MHz_16QAM_LCH_2503.5MHz_RB_1_0_NTNV



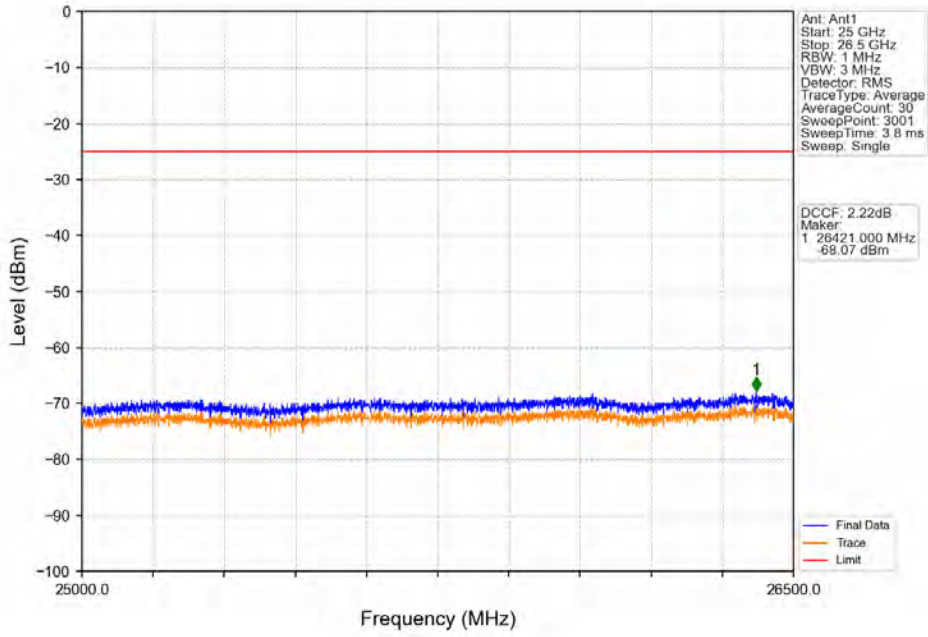
Band41_15MHz_16QAM_LCH_2503.5MHz_RB_1_0_NTNV



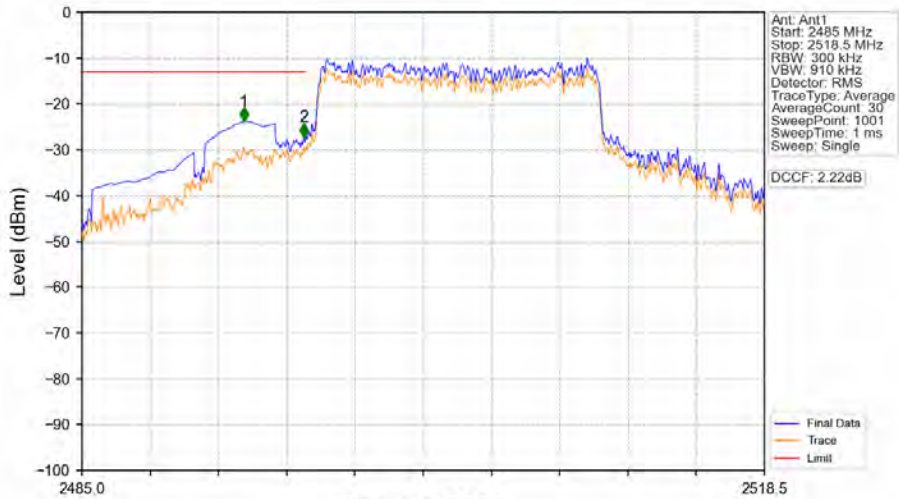
Band41_15MHz_16QAM_LCH_2503.5MHz_RB_1_0_NTNV



Band41_15MHz_16QAM_LCH_2503.5MHz_RB_1_0_NTNV

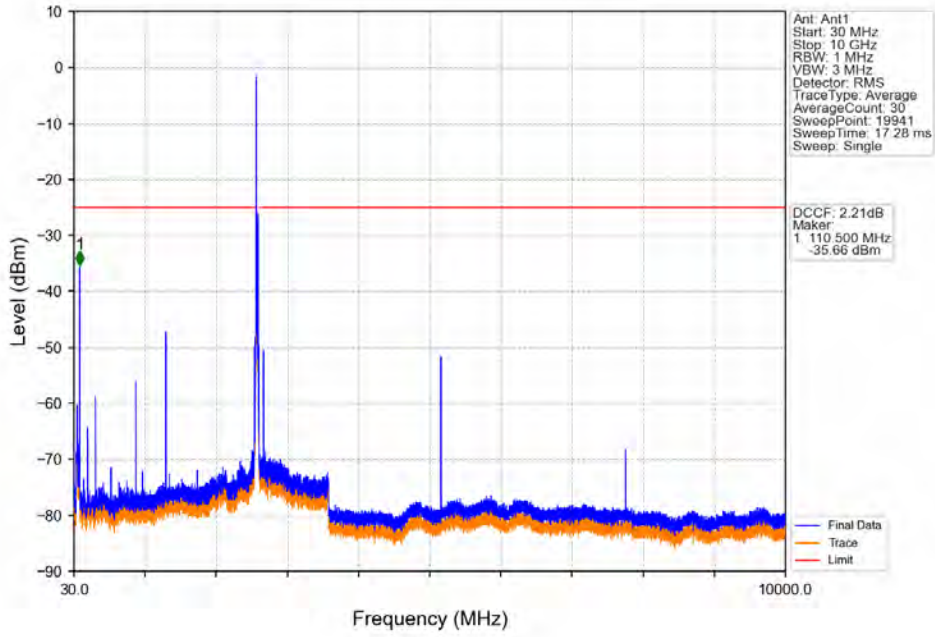


Band41_15MHz_16QAM_LCH_2503.5MHz_RB_75_0_NTNV

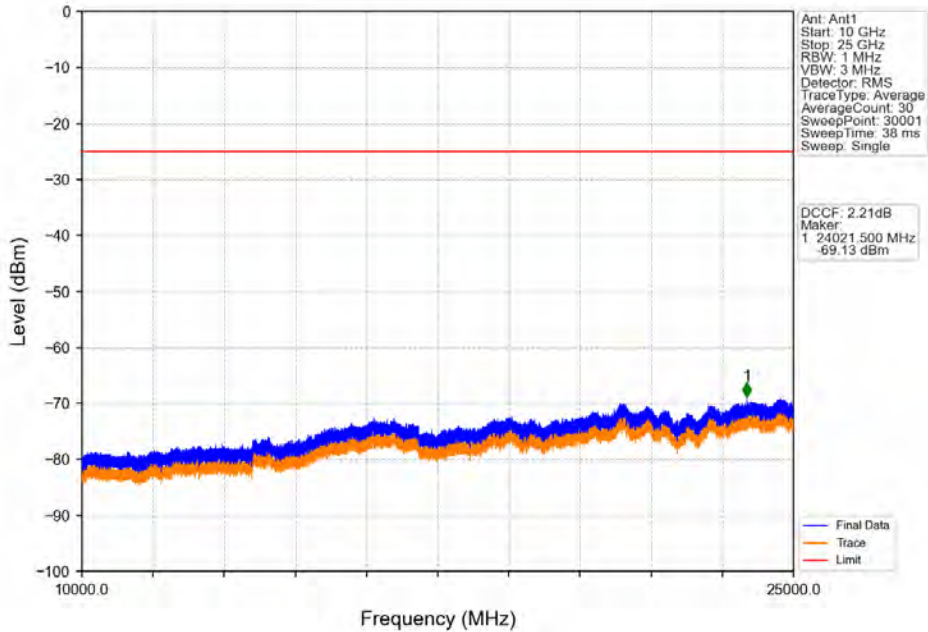


Start (MHz)	Stop (MHz)	RBW (MHz)	Method	Marker No	Freq (MHz)	Level (dBm)	Limit (dBm)	Result
2485	2495	1	CHP	1	2492.939	-23.79	-13	Pass
2495	2496	0.3	/	2	2495.887	-27.28	-13	Pass
2496	2518.5	0.333	/	/	/	/	/	/

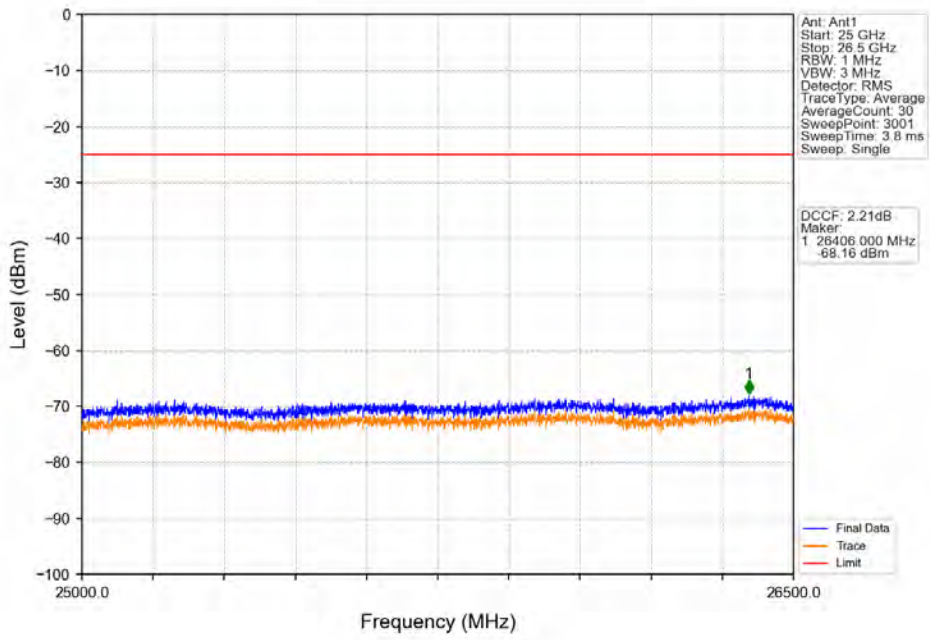
Band41_15MHz_16QAM_MCH_2593MHz_RB_1_0_NTNV



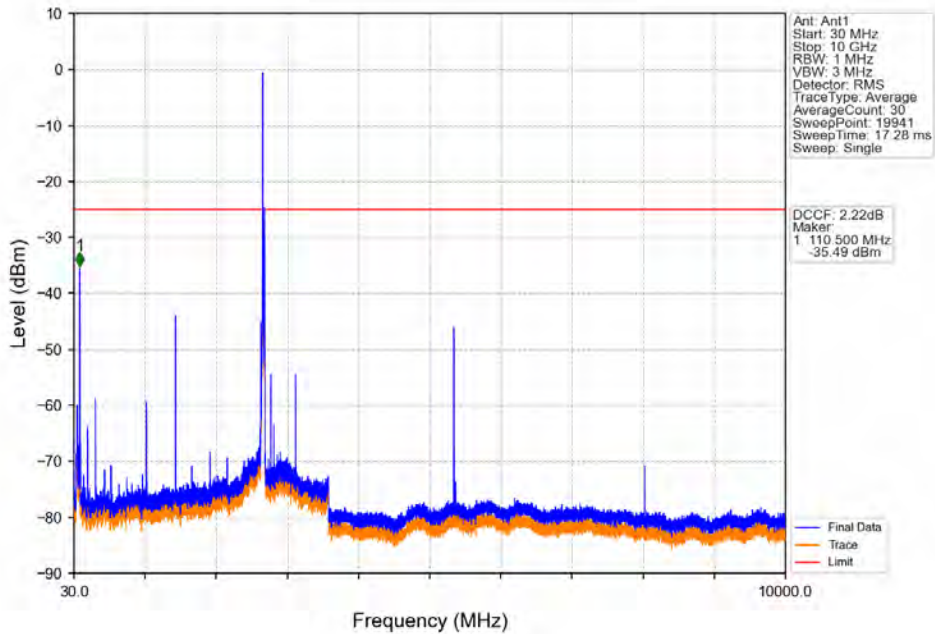
Band41_15MHz_16QAM_MCH_2593MHz_RB_1_0_NTNV



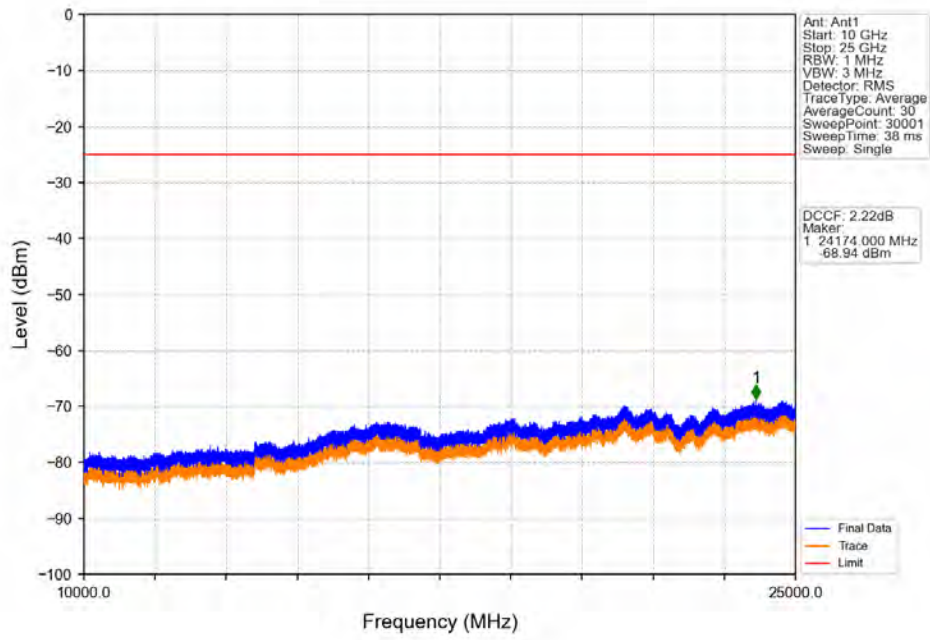
Band41_15MHz_16QAM_MCH_2593MHz_RB_1_0_NTNV



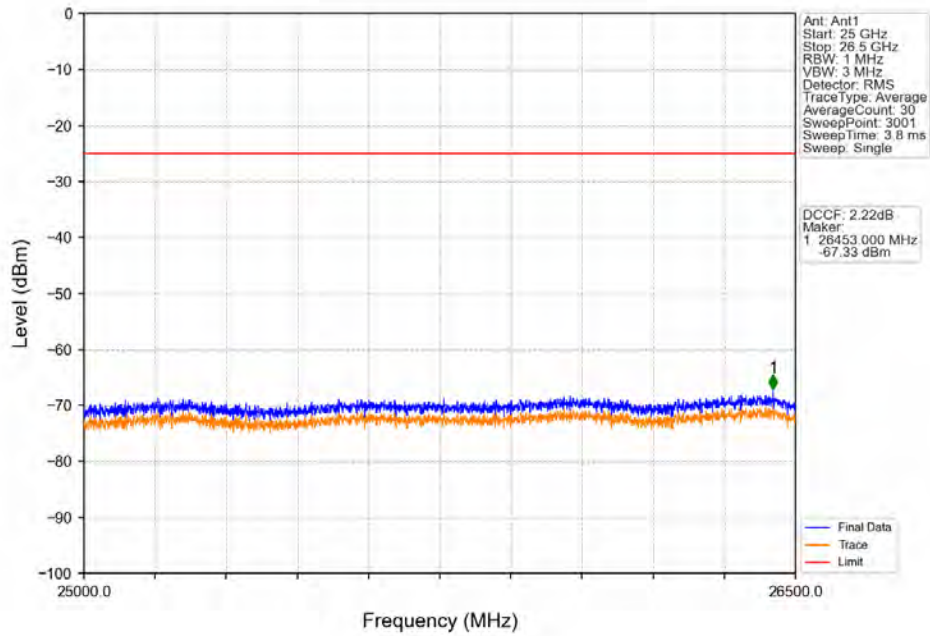
Band41_15MHz_16QAM_HCH_2682.5MHz_RB_1_0_NTNV



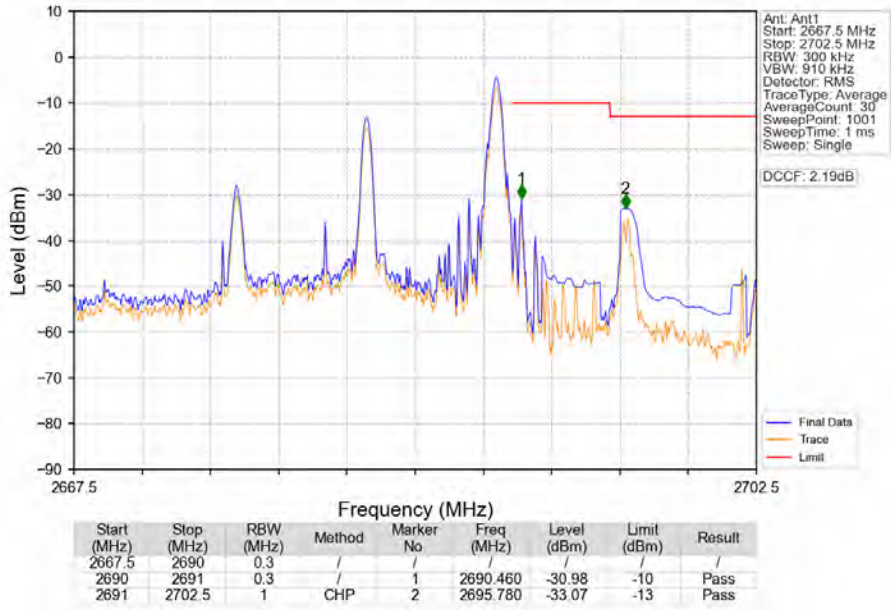
Band41_15MHz_16QAM_HCH_2682.5MHz_RB_1_0_NTNV



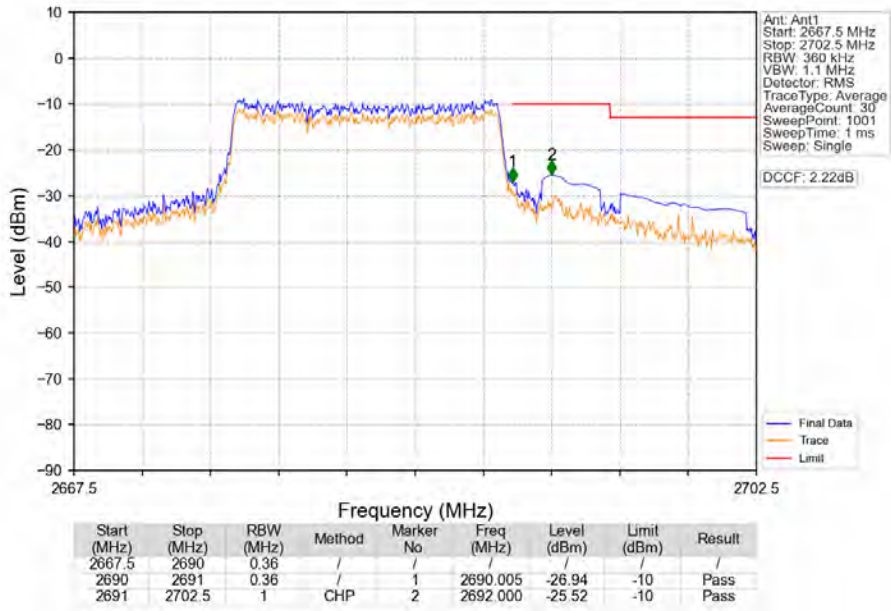
Band41_15MHz_16QAM_HCH_2682.5MHz_RB_1_0_NTNV



Band41_15MHz_16QAM_HCH_2682.5MHz_RB_1_74_NTNV



Band41_15MHz_16QAM_HCH_2682.5MHz_RB_75_0_NTNV

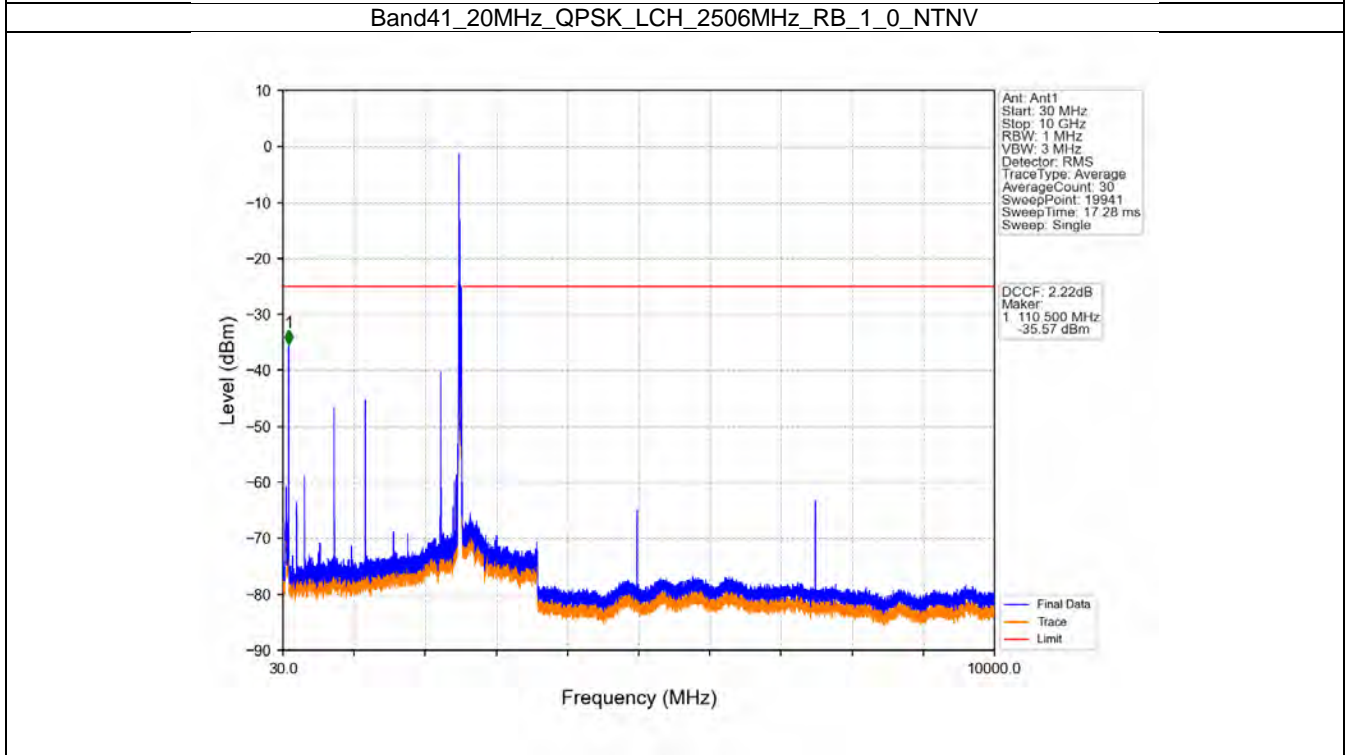
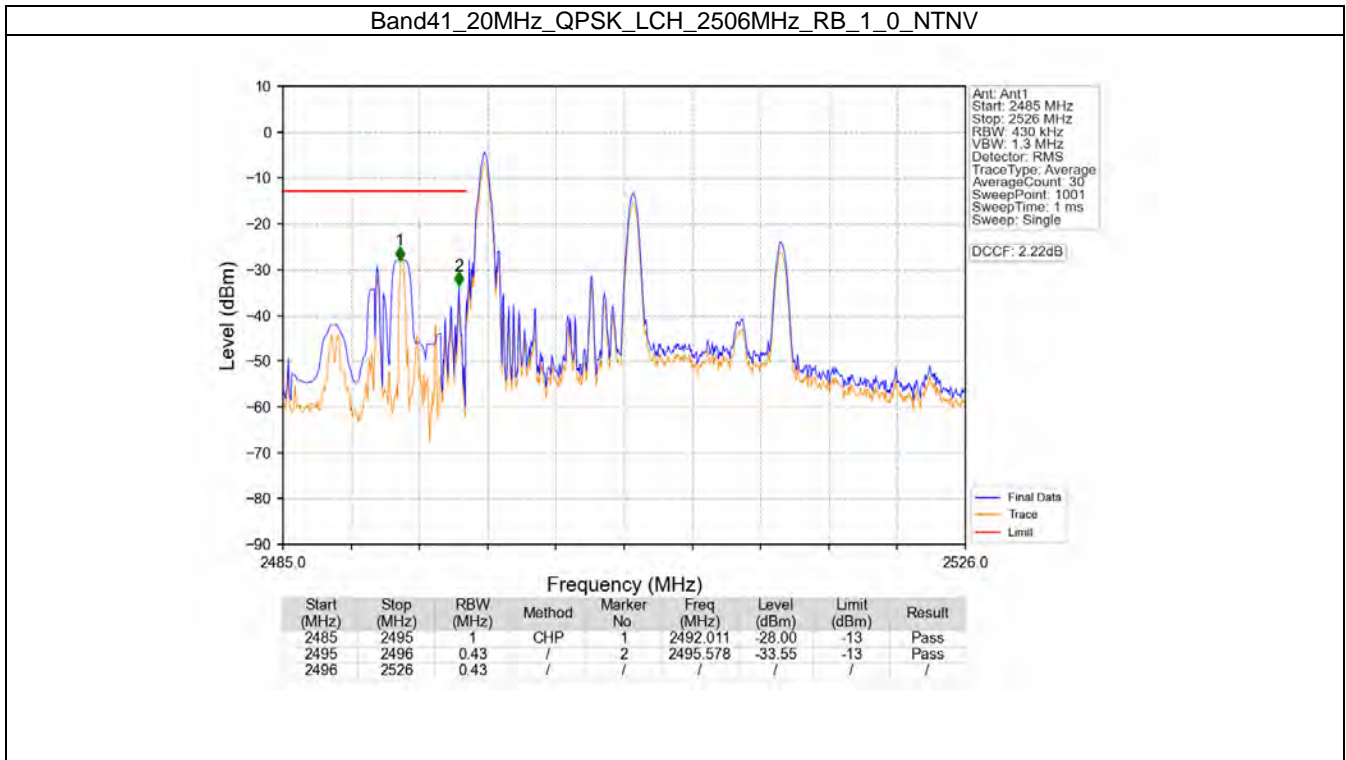


6.4 B41_20MHz

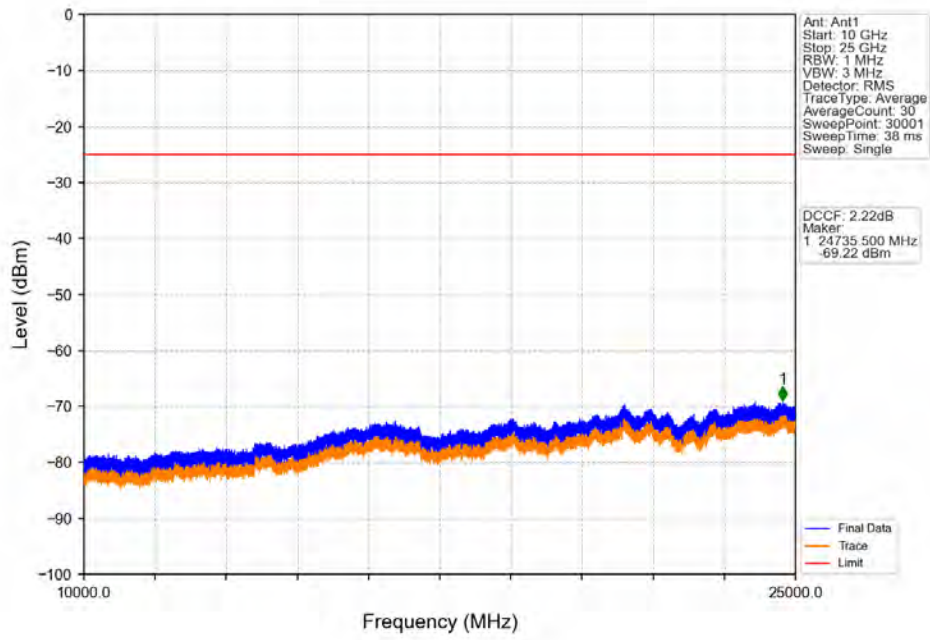
6.4.1 Test Result

Band: 41 / Bandwidth: 20MHz / NTNV						
Modulation	Frequency (MHz)	RB Allocation		Spurious Emission		Verdict
		Size	Offset	Result	Limit	
QPSK	2506	1	0	Refer To Test Graph		Pass
		100	0	Refer To Test Graph		Pass
	2680	1	0	Refer To Test Graph		Pass
		1	0	Refer To Test Graph		Pass
			99	Refer To Test Graph		Pass
		100	0	Refer To Test Graph		Pass
16QAM	2506	1	0	Refer To Test Graph		Pass
		100	0	Refer To Test Graph		Pass
	2680	1	0	Refer To Test Graph		Pass
		1	0	Refer To Test Graph		Pass
			99	Refer To Test Graph		Pass
		100	0	Refer To Test Graph		Pass

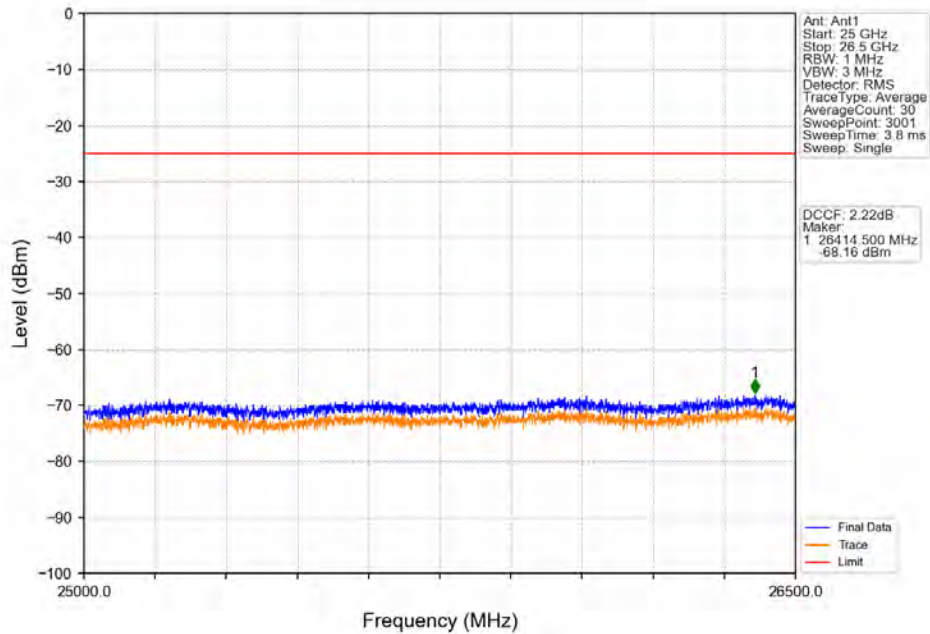
6.4.2 Test Graph



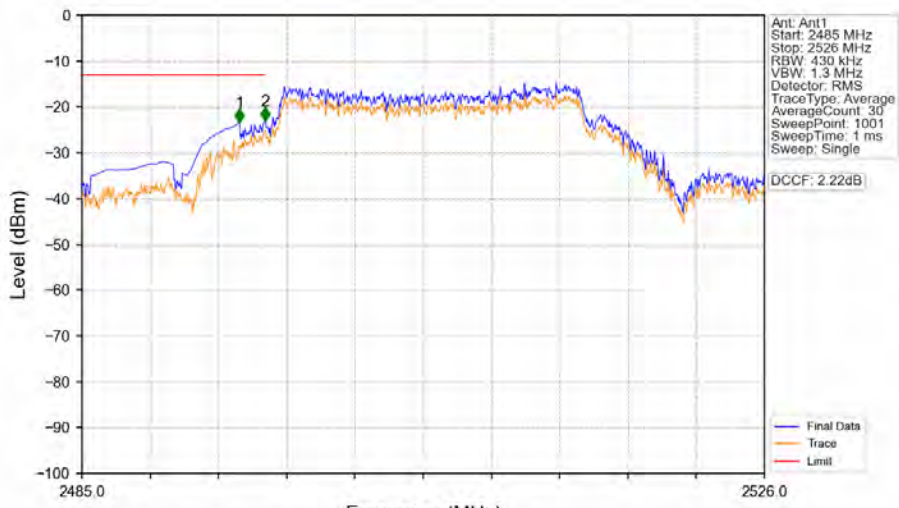
Band41_20MHz_QPSK_LCH_2506MHz_RB_1_0_NTNV



Band41_20MHz_QPSK_LCH_2506MHz_RB_1_0_NTNV

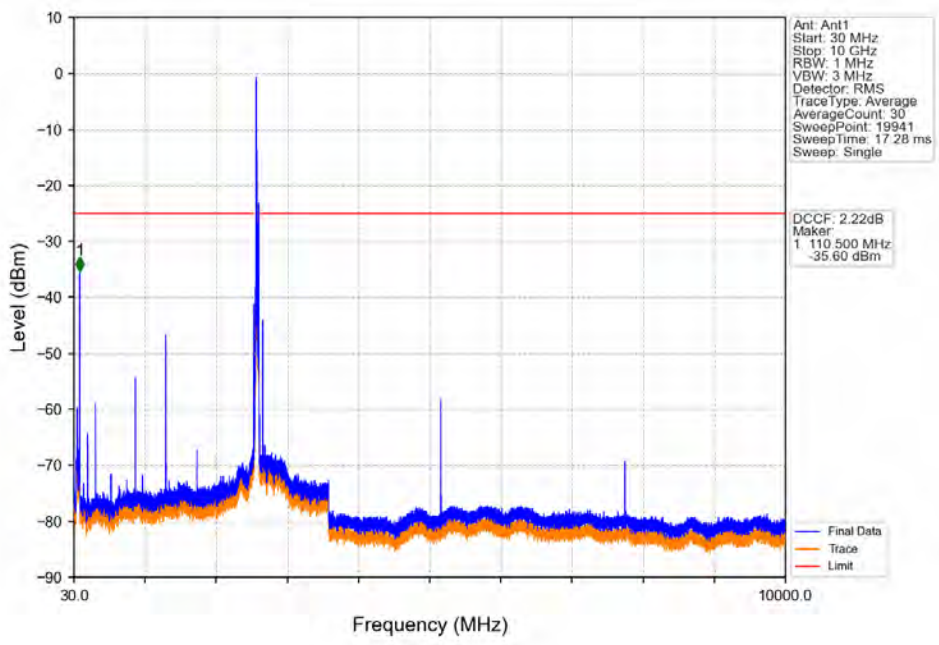


Band41_20MHz_QPSK_LCH_2506MHz_RB_100_0_NTNV

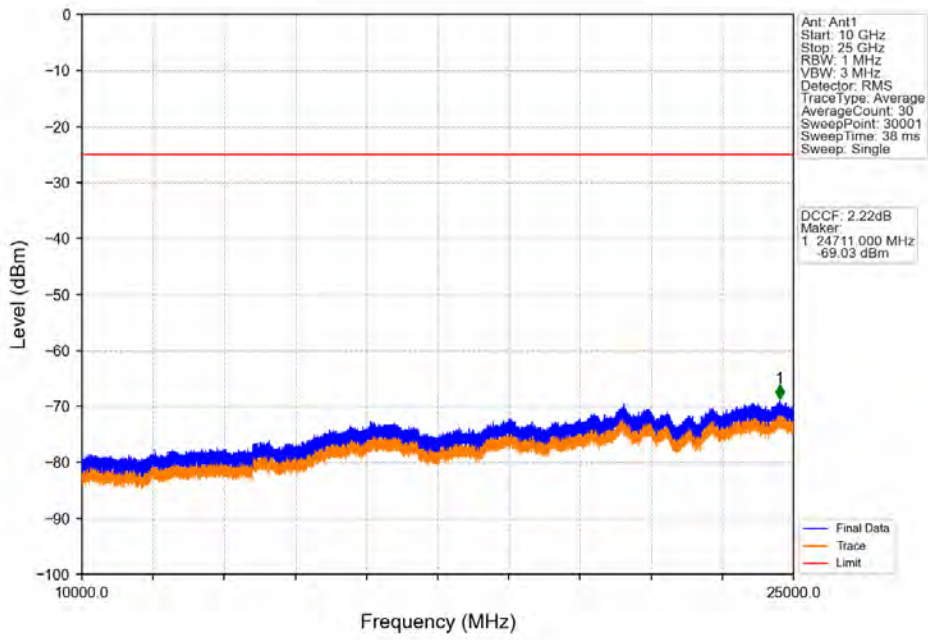


Start (MHz)	Stop (MHz)	RBW (MHz)	Method	Marker No	Freq (MHz)	Level (dBm)	Limit (dBm)	Result
2485	2495	1	CHP	1	2494.471	-23.41	-13	Pass
2495	2496	0.43	/	2	2495.988	-23.12	-13	Pass
2496	2526	0.439	/	/	/	/	/	/

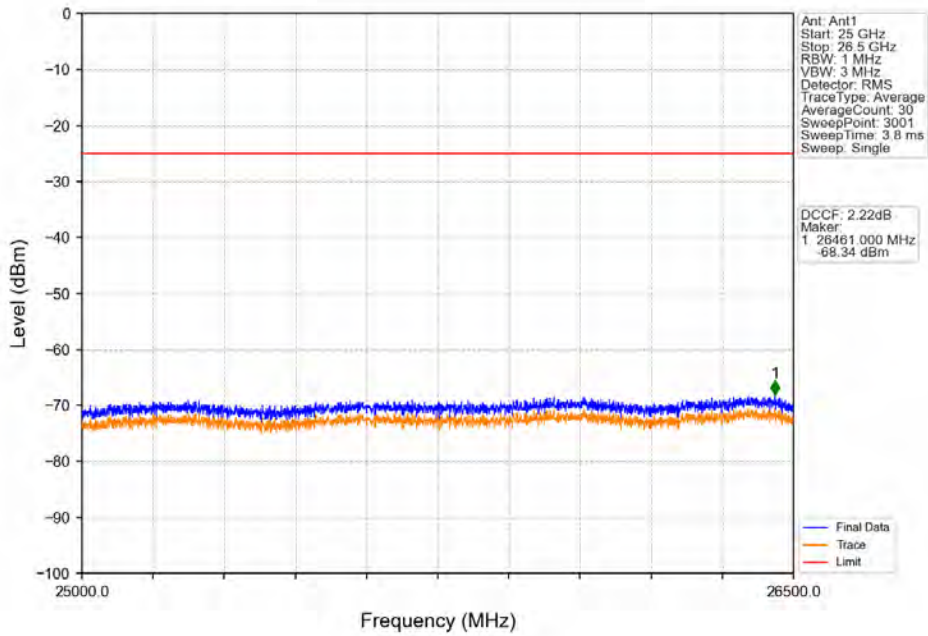
Band41_20MHz_QPSK_MCH_2593MHz_RB_1_0_NTNV



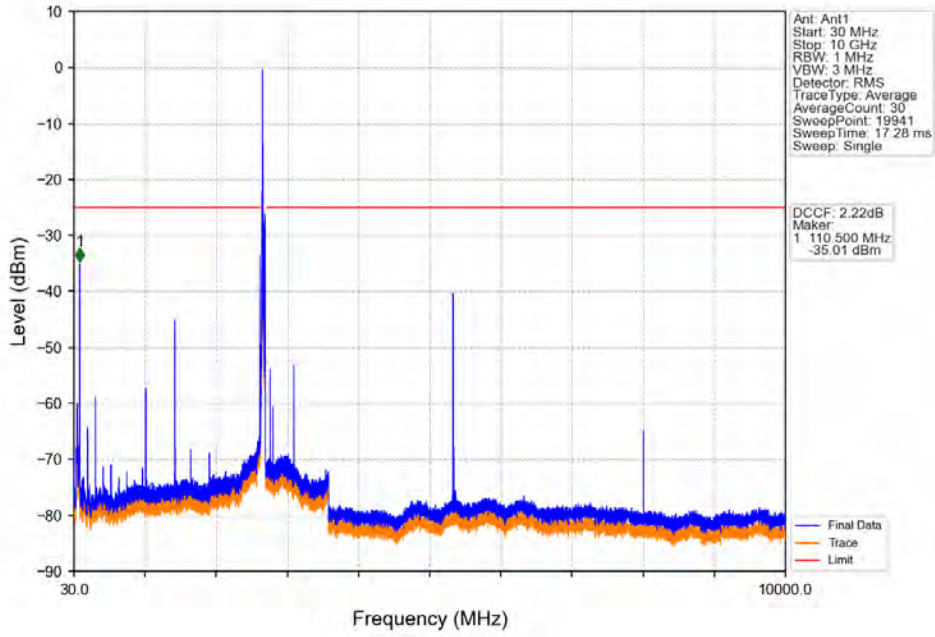
Band41_20MHz_QPSK_MCH_2593MHz_RB_1_0_NTNV



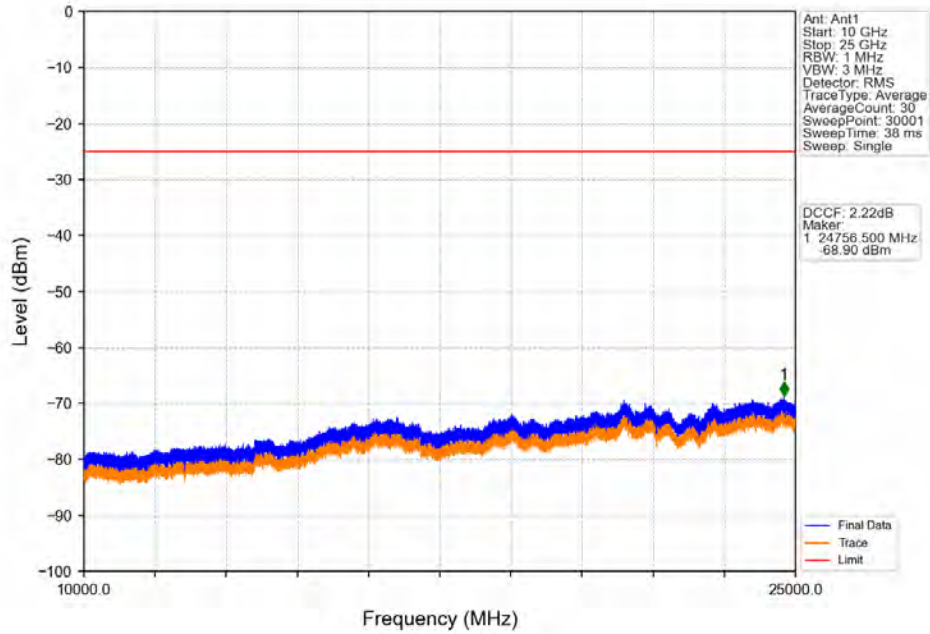
Band41_20MHz_QPSK_MCH_2593MHz_RB_1_0_NTNV



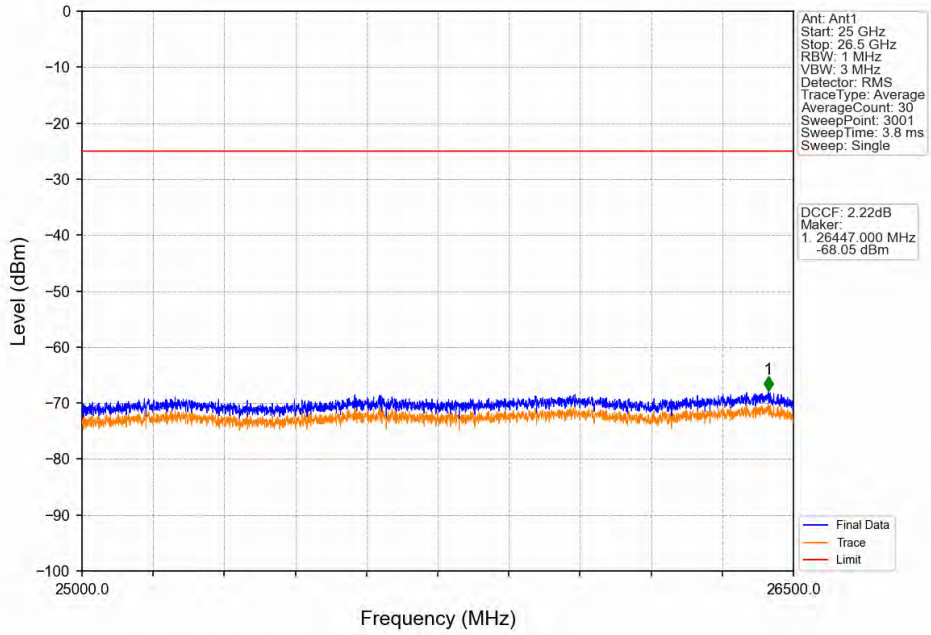
Band41_20MHz_QPSK_HCH_2680MHz_RB_1_0_NTNV



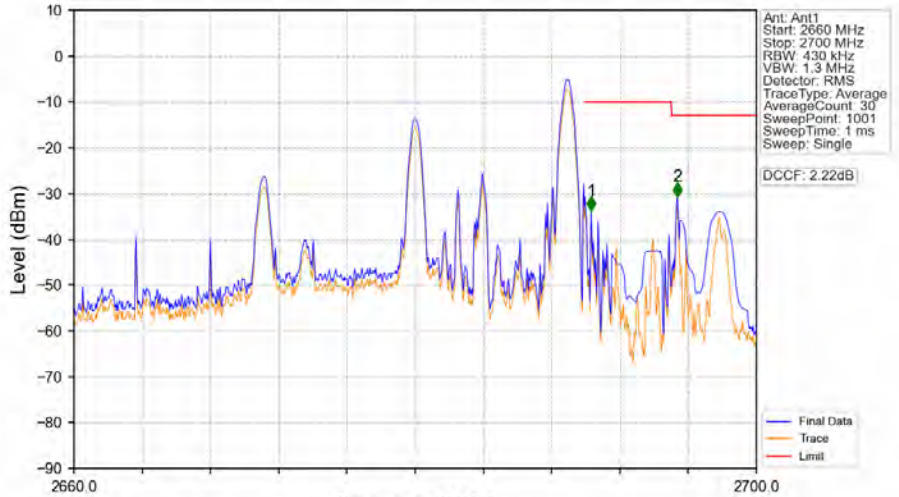
Band41_20MHz_QPSK_HCH_2680MHz_RB_1_0_NTNV



Band41_20MHz_QPSK_HCH_2680MHz_RB_1_0_NTNV

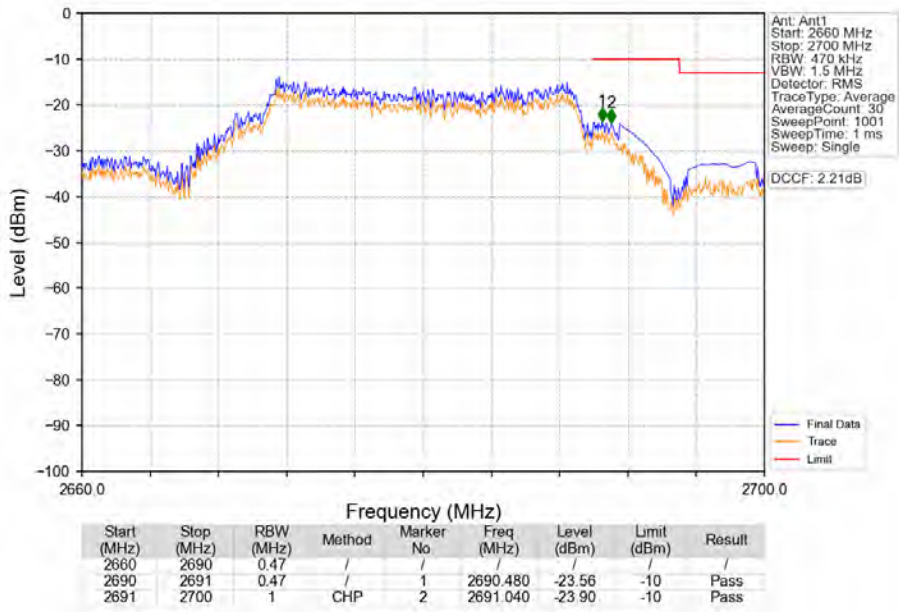


Band41_20MHz_QPSK_HCH_2680MHz_RB_1_99_NTNV

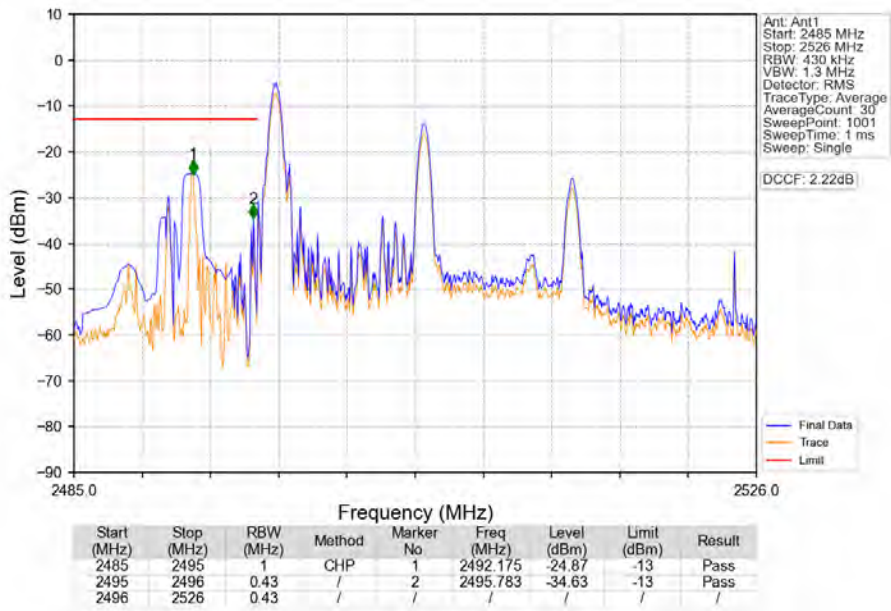


Start (MHz)	Stop (MHz)	RBW (MHz)	Method	Marker No	Freq (MHz)	Level (dBm)	Limit (dBm)	Result
2660	2690	0.43	/	1	2690.320	-33.73	-10	Pass
2690	2691	0.43	/	1	2690.320	-33.73	-10	Pass
2691	2700	1	CHP	2	2695.360	-30.65	-13	Pass

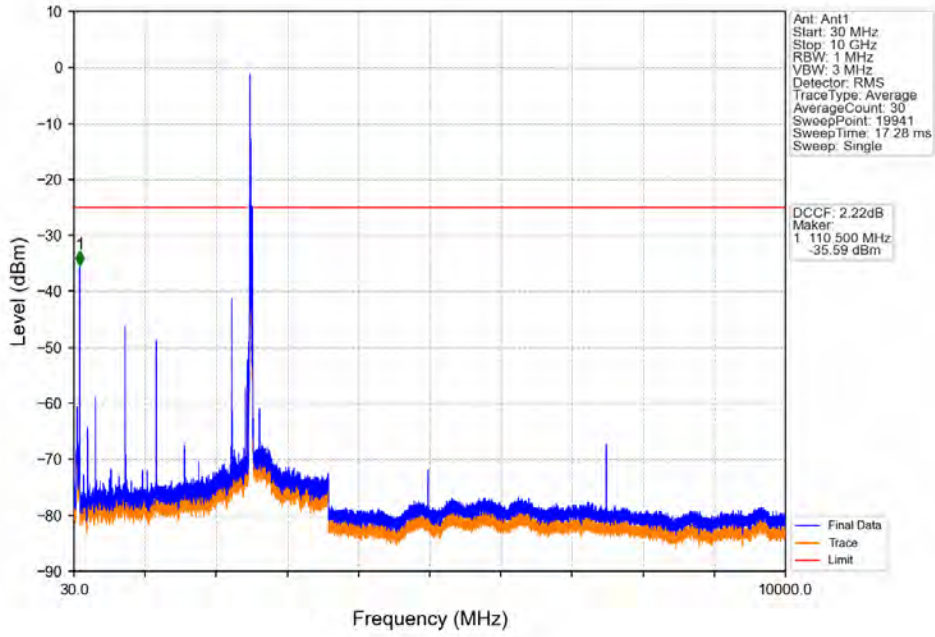
Band41_20MHz_QPSK_HCH_2680MHz_RB_100_0_NTNV



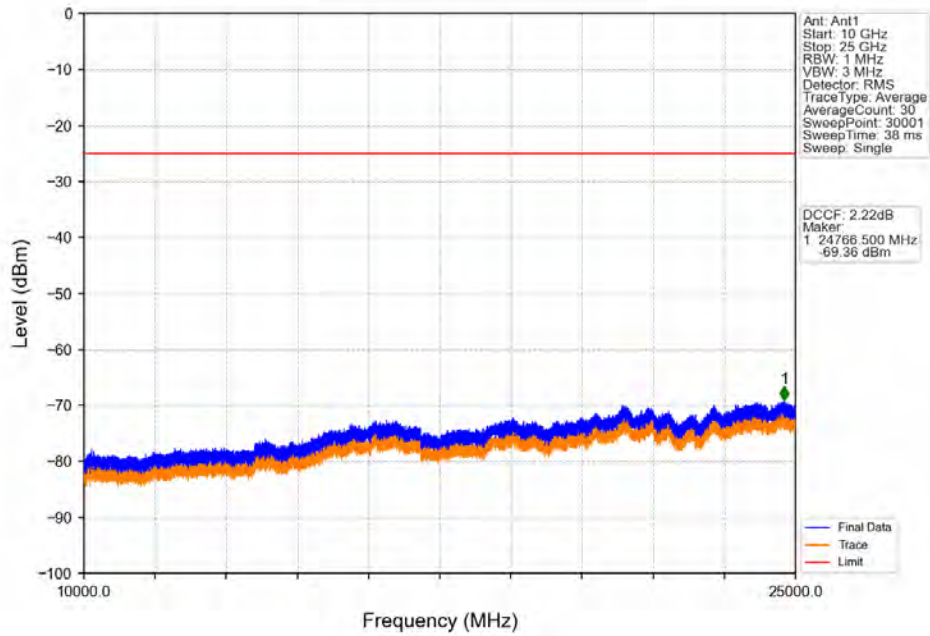
Band41_20MHz_16QAM_LCH_2506MHz_RB_1_0_NTNV



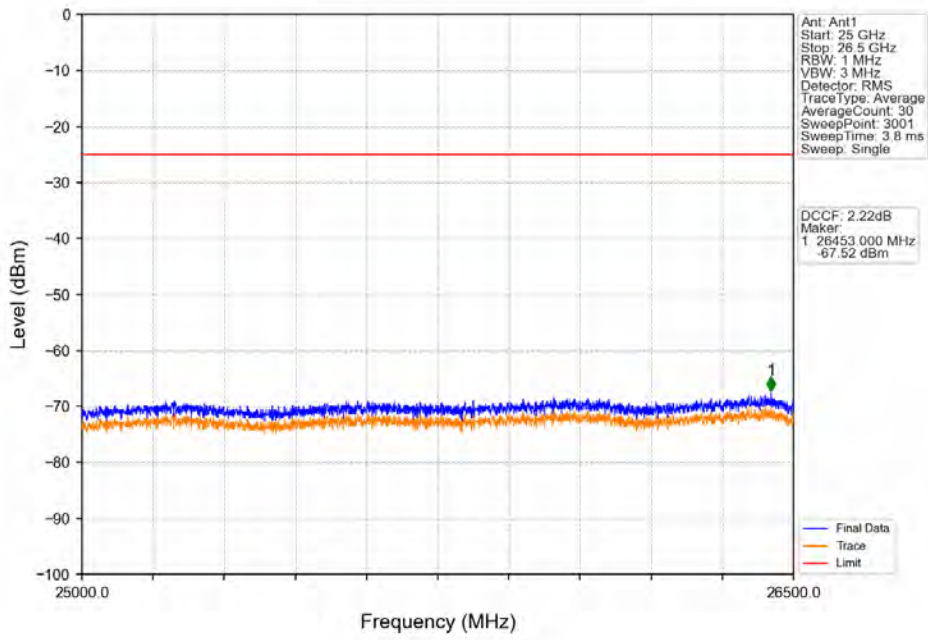
Band41_20MHz_16QAM_LCH_2506MHz_RB_1_0_NTNV



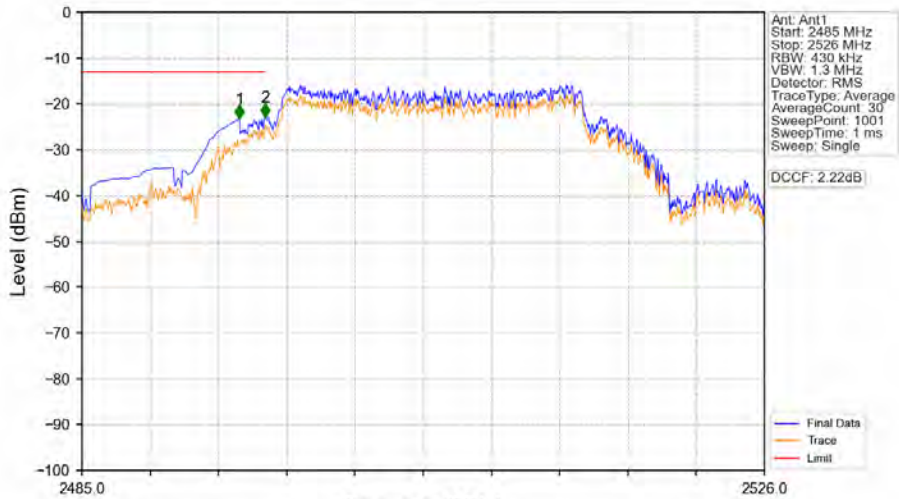
Band41_20MHz_16QAM_LCH_2506MHz_RB_1_0_NTNV



Band41_20MHz_16QAM_LCH_2506MHz_RB_1_0_NTNV

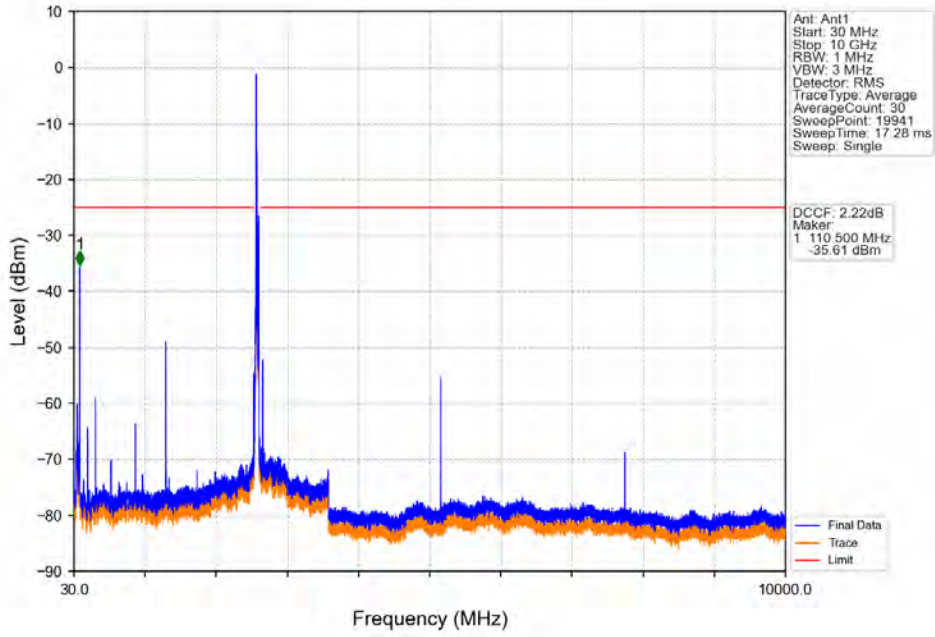


Band41_20MHz_16QAM_LCH_2506MHz_RB_100_0_NTNV

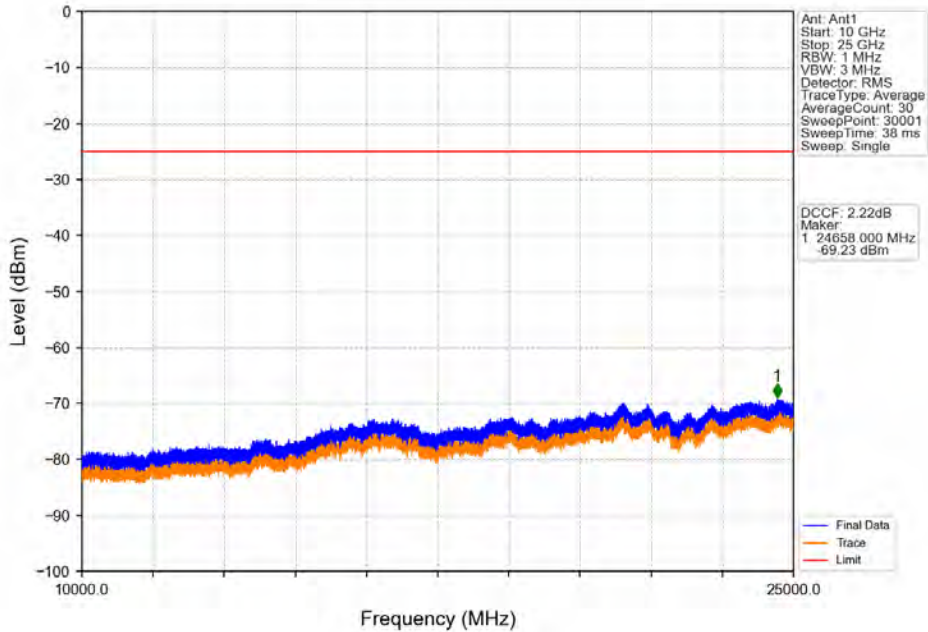


Start (MHz)	Stop (MHz)	RBW (MHz)	Method	Marker No	Freq (MHz)	Level (dBm)	Limit (dBm)	Result
2485	2495	1	CHP	1	2494.471	-23.23	-13	Pass
2495	2496	0.43	/	2	2495.988	-23.00	-13	Pass
2496	2526	0.43	/	/	/	/	/	/

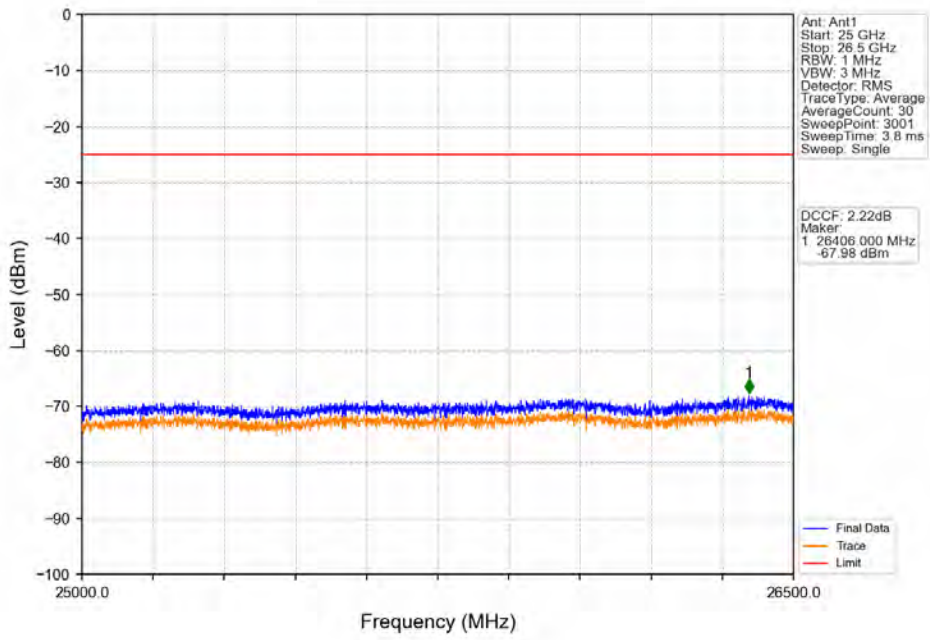
Band41_20MHz_16QAM_MCH_2593MHz_RB_1_0_NTNV



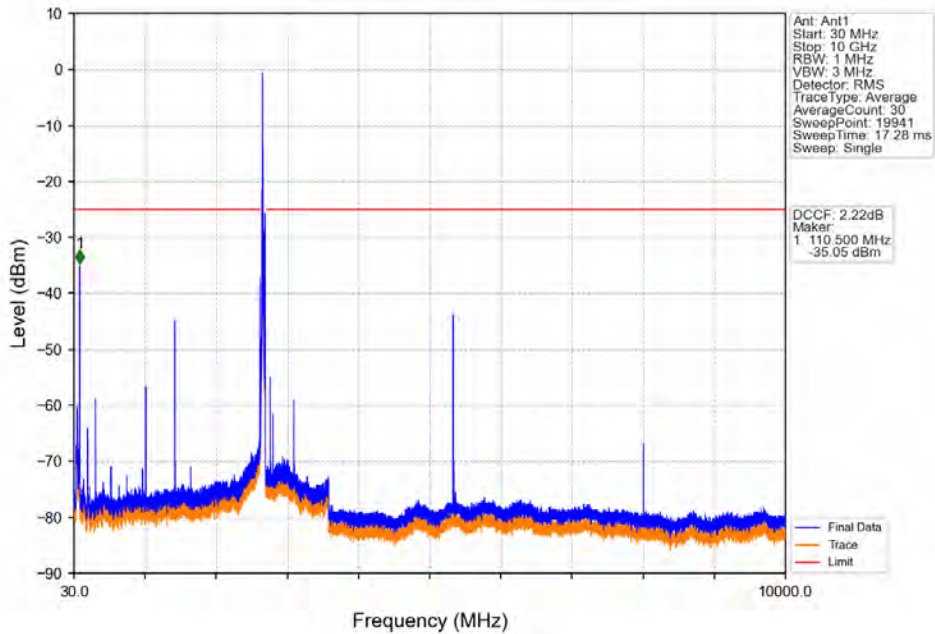
Band41_20MHz_16QAM_MCH_2593MHz_RB_1_0_NTNV



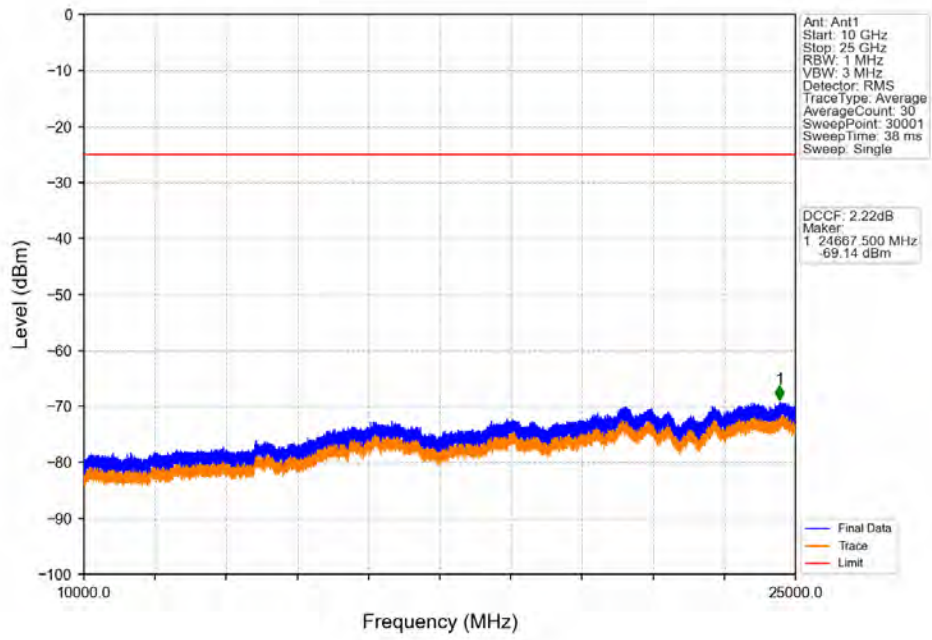
Band41_20MHz_16QAM_MCH_2593MHz_RB_1_0_NTNV



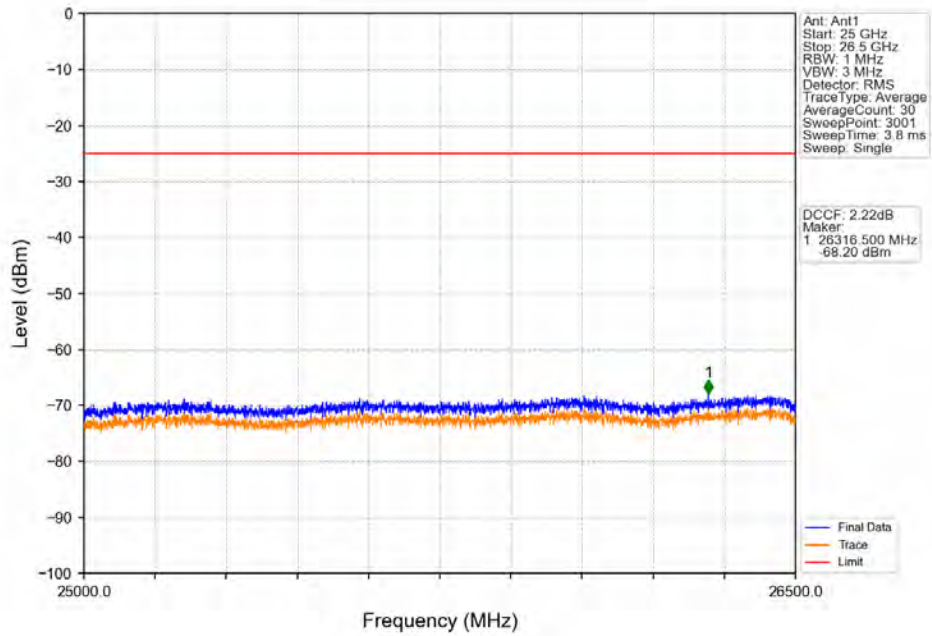
Band41_20MHz_16QAM_HCH_2680MHz_RB_1_0_NTNV



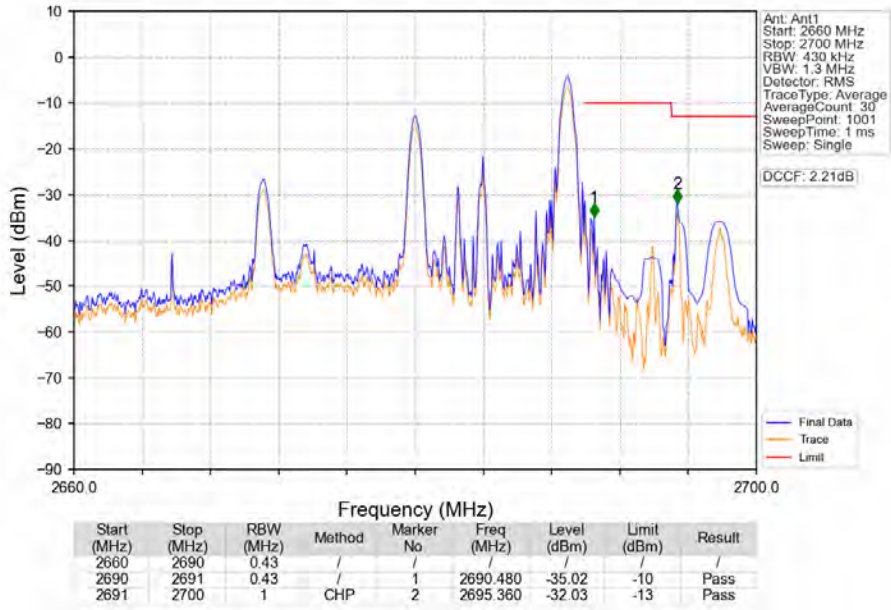
Band41_20MHz_16QAM_HCH_2680MHz_RB_1_0_NTNV



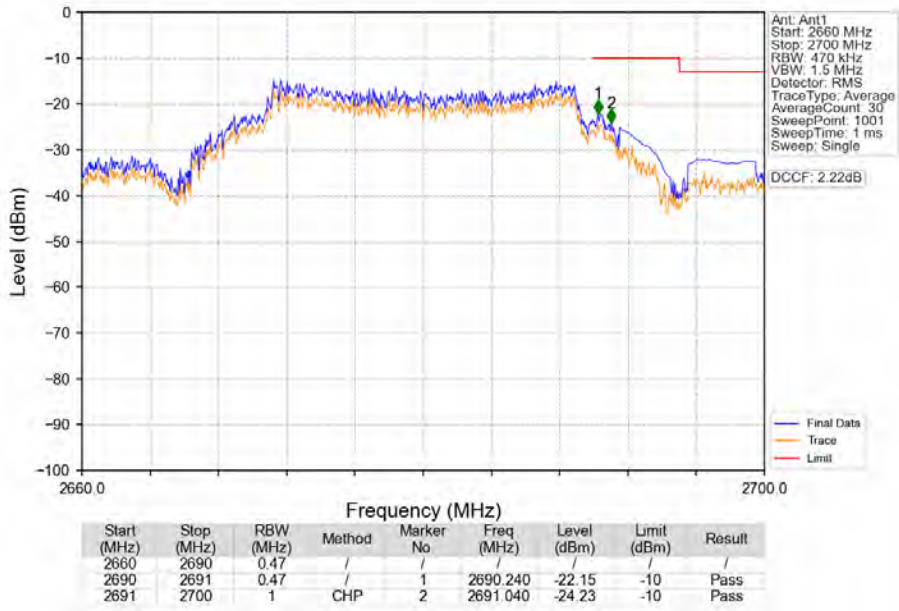
Band41_20MHz_16QAM_HCH_2680MHz_RB_1_0_NTNV



Band41_20MHz_16QAM_HCH_2680MHz_RB_1_99_NTNV



Band41_20MHz_16QAM_HCH_2680MHz_RB_100_0_NTNV



7. Form731

7.1 Form731_Power

7.1.1 Test Result

Band	BW	Lower Freq	High Freq	MAX Power (W)	Value	Hz/ppm	Emission Designator	Rule Parts	MAX Power (dBm)
41	5	2498.5	2687.5	0.2000	0.0197	ppm	4M57G7D	27M	23.01
41	5	2498.5	2687.5	0.1521	0.0201	ppm	4M61W7D	27M	21.82
41	10	2501	2685	0.2075	0.0078	ppm	9M11G7D	27M	23.17
41	10	2501	2685	0.1535	0.0091	ppm	9M09W7D	27M	21.86
41	15	2503.5	2682.5	0.1928	0.0072	ppm	13M7G7D	27M	22.85
41	15	2503.5	2682.5	0.1489	0.0081	ppm	13M7W7D	27M	21.73
41	20	2506	2680	0.1791	0.0075	ppm	18M2G7D	27M	22.53
41	20	2506	2680	0.1400	0.0071	ppm	18M2W7D	27M	21.46

7.2 Form731_EIRP

7.2.1 Test Result

Band	BW	Lower Freq	High Freq	MAX Power (W)	Value	Hz/ppm	Emission Designator	Rule Parts	MAX Power (dBm)
41	5	2498.5	2687.5	0.2109	0.0197	ppm	4M57G7D	27M	23.24
41	5	2498.5	2687.5	0.1603	0.0201	ppm	4M61W7D	27M	22.05
41	10	2501	2685	0.2188	0.0078	ppm	9M11G7D	27M	23.40
41	10	2501	2685	0.1618	0.0091	ppm	9M09W7D	27M	22.09
41	15	2503.5	2682.5	0.2032	0.0072	ppm	13M7G7D	27M	23.08
41	15	2503.5	2682.5	0.1570	0.0081	ppm	13M7W7D	27M	21.96
41	20	2506	2680	0.1888	0.0075	ppm	18M2G7D	27M	22.76
41	20	2506	2680	0.1476	0.0071	ppm	18M2W7D	27M	21.69