

# 1. Effective (Isotropic) Radiated Power Output Data

## 1.1 B7\_5MHz\_EIRP

### 1.1.1 Test Result

Band: 7 / Bandwidth: 5MHz / NTNV										
Modulation	Frequency (MHz)	RB Allocation		Conducted Power (dBm)	Gain (dbi)	EIRP (dBm)		Verdict		
		Size	Offset			Result	Limit			
QPSK	2502.5	1	0	24.15	0.18	24.33	<=33.01	Pass		
			13	24.03	0.18	24.21	<=33.01	Pass		
			24	24.16	0.18	24.34	<=33.01	Pass		
		12	0	22.93	0.18	23.11	<=33.01	Pass		
			6	22.89	0.18	23.07	<=33.01	Pass		
			13	22.96	0.18	23.14	<=33.01	Pass		
		25	0	22.94	0.18	23.12	<=33.01	Pass		
		2535	1	0	24.00	0.18	24.18	<=33.01	Pass	
				13	23.72	0.18	23.9	<=33.01	Pass	
	24			23.82	0.18	24	<=33.01	Pass		
	12		0	23.05	0.18	23.23	<=33.01	Pass		
			6	22.99	0.18	23.17	<=33.01	Pass		
			13	22.97	0.18	23.15	<=33.01	Pass		
	25		0	22.98	0.18	23.16	<=33.01	Pass		
	2567.5		1	0	23.72	0.18	23.9	<=33.01	Pass	
				13	23.56	0.18	23.74	<=33.01	Pass	
		24		23.67	0.18	23.85	<=33.01	Pass		
		12	0	23.11	0.18	23.29	<=33.01	Pass		
			6	23.05	0.18	23.23	<=33.01	Pass		
			13	23.03	0.18	23.21	<=33.01	Pass		
		25	0	23.07	0.18	23.25	<=33.01	Pass		
		16QAM	2502.5	1	0	23.45	0.18	23.63	<=33.01	Pass
					13	23.29	0.18	23.47	<=33.01	Pass
	24				23.48	0.18	23.66	<=33.01	Pass	
12	0			22.05	0.18	22.23	<=33.01	Pass		
	6			21.97	0.18	22.15	<=33.01	Pass		
	13			22.06	0.18	22.24	<=33.01	Pass		
25	0			22.06	0.18	22.24	<=33.01	Pass		
2535	1			0	23.40	0.18	23.58	<=33.01	Pass	
				13	23.22	0.18	23.4	<=33.01	Pass	
			24	23.40	0.18	23.58	<=33.01	Pass		
	12		0	22.12	0.18	22.3	<=33.01	Pass		
			6	22.05	0.18	22.23	<=33.01	Pass		
			13	22.05	0.18	22.23	<=33.01	Pass		
	25		0	22.10	0.18	22.28	<=33.01	Pass		
	2567.5		1	0	23.47	0.18	23.65	<=33.01	Pass	
				13	23.28	0.18	23.46	<=33.01	Pass	
24				23.40	0.18	23.58	<=33.01	Pass		
12			0	22.19	0.18	22.37	<=33.01	Pass		
			6	22.10	0.18	22.28	<=33.01	Pass		
			13	22.13	0.18	22.31	<=33.01	Pass		
25			0	22.19	0.18	22.37	<=33.01	Pass		

Note1: EIRP=Conducted Power+Antenna Gain

### 1.2.1 Test Result

Band: 7 / Bandwidth: 10MHz / NTN										
Modulation	Frequency (MHz)	RB Allocation		Conducted Power (dBm)	Gain (dBi)	EIRP (dBm)		Verdict		
		Size	Offset			Result	Limit			
QPSK	2505	1	0	22.92	0.18	23.1	<=33.01	Pass		
			25	23.01	0.18	23.19	<=33.01	Pass		
			49	22.66	0.18	22.84	<=33.01	Pass		
		25	0	21.69	0.18	21.87	<=33.01	Pass		
			13	21.34	0.18	21.52	<=33.01	Pass		
			25	21.26	0.18	21.44	<=33.01	Pass		
		50	0	21.37	0.18	21.55	<=33.01	Pass		
		2535	1	0	21.18	0.18	21.36	<=33.01	Pass	
				25	21.71	0.18	21.89	<=33.01	Pass	
	49			21.36	0.18	21.54	<=33.01	Pass		
	25		0	20.72	0.18	20.9	<=33.01	Pass		
			13	20.66	0.18	20.84	<=33.01	Pass		
			25	20.55	0.18	20.73	<=33.01	Pass		
	50		0	20.61	0.18	20.79	<=33.01	Pass		
	2565		1	0	20.91	0.18	21.09	<=33.01	Pass	
				25	21.14	0.18	21.32	<=33.01	Pass	
		49		21.03	0.18	21.21	<=33.01	Pass		
		25	0	20.06	0.18	20.24	<=33.01	Pass		
			13	20.06	0.18	20.24	<=33.01	Pass		
			25	20.06	0.18	20.24	<=33.01	Pass		
		50	0	20.05	0.18	20.23	<=33.01	Pass		
		16QAM	2505	1	0	21.41	0.18	21.59	<=33.01	Pass
					25	21.48	0.18	21.66	<=33.01	Pass
	49				21.14	0.18	21.32	<=33.01	Pass	
25	0			20.52	0.18	20.7	<=33.01	Pass		
	13			20.46	0.18	20.64	<=33.01	Pass		
	25			20.35	0.18	20.53	<=33.01	Pass		
50	0			20.37	0.18	20.55	<=33.01	Pass		
2535	1			0	20.83	0.18	21.01	<=33.01	Pass	
				25	20.94	0.18	21.12	<=33.01	Pass	
			49	20.56	0.18	20.74	<=33.01	Pass		
	25		0	19.74	0.18	19.92	<=33.01	Pass		
			13	19.68	0.18	19.86	<=33.01	Pass		
			25	19.60	0.18	19.78	<=33.01	Pass		
	50		0	19.65	0.18	19.83	<=33.01	Pass		
	2565		1	0	20.47	0.18	20.65	<=33.01	Pass	
				25	20.71	0.18	20.89	<=33.01	Pass	
49				20.36	0.18	20.54	<=33.01	Pass		
25			0	19.03	0.18	19.21	<=33.01	Pass		
			13	19.07	0.18	19.25	<=33.01	Pass		
			25	19.10	0.18	19.28	<=33.01	Pass		
50			0	19.08	0.18	19.26	<=33.01	Pass		

Note1: EIRP=Conducted Power+Antenna Gain

### 1.3 B7\_15MHz\_EIRP

#### 1.3.1 Test Result

Band: 7 / Bandwidth: 15MHz / NTV										
Modulation	Frequency (MHz)	RB Allocation		Conducted Power (dBm)	Gain (dBi)	EIRP (dBm)		Verdict		
		Size	Offset			Result	Limit			
QPSK	2507.5	1	0	22.70	0.18	22.88	<=33.01	Pass		
			38	22.74	0.18	22.92	<=33.01	Pass		
			74	21.77	0.18	21.95	<=33.01	Pass		
		36	0	21.37	0.18	21.55	<=33.01	Pass		
			18	21.25	0.18	21.43	<=33.01	Pass		
			39	21.08	0.18	21.26	<=33.01	Pass		
		75	0	21.24	0.18	21.42	<=33.01	Pass		
		2535	1	0	21.16	0.18	21.34	<=33.01	Pass	
				38	21.10	0.18	21.28	<=33.01	Pass	
	74			20.62	0.18	20.8	<=33.01	Pass		
	36		0	20.41	0.18	20.59	<=33.01	Pass		
			18	20.61	0.18	20.79	<=33.01	Pass		
			39	20.40	0.18	20.58	<=33.01	Pass		
	75		0	20.58	0.18	20.76	<=33.01	Pass		
	2562.5		1	0	20.79	0.18	20.97	<=33.01	Pass	
				38	20.94	0.18	21.12	<=33.01	Pass	
		74		20.83	0.18	21.01	<=33.01	Pass		
		36	0	19.95	0.18	20.13	<=33.01	Pass		
			18	19.94	0.18	20.12	<=33.01	Pass		
			39	19.91	0.18	20.09	<=33.01	Pass		
		75	0	19.81	0.18	19.99	<=33.01	Pass		
		16QAM	2507.5	1	0	21.60	0.18	21.78	<=33.01	Pass
					38	21.55	0.18	21.73	<=33.01	Pass
	74				21.16	0.18	21.34	<=33.01	Pass	
36	0			20.35	0.18	20.53	<=33.01	Pass		
	18			20.21	0.18	20.39	<=33.01	Pass		
	39			20.09	0.18	20.27	<=33.01	Pass		
75	0			20.22	0.18	20.4	<=33.01	Pass		
2535	1			0	20.83	0.18	21.01	<=33.01	Pass	
				38	20.80	0.18	20.98	<=33.01	Pass	
			74	20.33	0.18	20.51	<=33.01	Pass		
	36		0	19.74	0.18	19.92	<=33.01	Pass		
			18	19.62	0.18	19.8	<=33.01	Pass		
			39	19.44	0.18	19.62	<=33.01	Pass		
	75		0	19.58	0.18	19.76	<=33.01	Pass		
	2562.5		1	0	20.13	0.18	20.31	<=33.01	Pass	
				38	20.23	0.18	20.41	<=33.01	Pass	
74				20.14	0.18	20.32	<=33.01	Pass		
36			0	18.86	0.18	19.04	<=33.01	Pass		
			18	18.95	0.18	19.13	<=33.01	Pass		
			39	18.85	0.18	19.03	<=33.01	Pass		
75			0	18.96	0.18	19.14	<=33.01	Pass		

Note1: EIRP=Conducted Power+Antenna Gain

### 1.4 B7\_20MHz\_EIRP

## 1.4.1 Test Result

Band: 7 / Bandwidth: 20MHz / NTN										
Modulation	Frequency (MHz)	RB Allocation		Conducted Power (dBm)	Gain (dbi)	EIRP (dBm)		Verdict		
		Size	Offset			Result	Limit			
QPSK	2510	1	0	23.60	0.18	23.78	<=33.01	Pass		
			50	23.51	0.18	23.69	<=33.01	Pass		
			99	23.62	0.18	23.8	<=33.01	Pass		
		50	0	22.87	0.18	23.05	<=33.01	Pass		
			25	22.97	0.18	23.15	<=33.01	Pass		
			50	22.97	0.18	23.15	<=33.01	Pass		
		100	0	22.91	0.18	23.09	<=33.01	Pass		
		2535	1	0	23.32	0.18	23.5	<=33.01	Pass	
				50	23.31	0.18	23.49	<=33.01	Pass	
	99			23.41	0.18	23.59	<=33.01	Pass		
	50		0	23.08	0.18	23.26	<=33.01	Pass		
			25	23.04	0.18	23.22	<=33.01	Pass		
			50	23.06	0.18	23.24	<=33.01	Pass		
	100		0	23.08	0.18	23.26	<=33.01	Pass		
	2560		1	0	23.57	0.18	23.75	<=33.01	Pass	
				50	23.51	0.18	23.69	<=33.01	Pass	
		99		23.57	0.18	23.75	<=33.01	Pass		
		50	0	23.18	0.18	23.36	<=33.01	Pass		
			25	23.09	0.18	23.27	<=33.01	Pass		
			50	23.00	0.18	23.18	<=33.01	Pass		
		100	0	23.05	0.18	23.23	<=33.01	Pass		
		16QAM	2510	1	0	22.70	0.18	22.88	<=33.01	Pass
					50	22.52	0.18	22.7	<=33.01	Pass
	99				22.65	0.18	22.83	<=33.01	Pass	
50	0			21.84	0.18	22.02	<=33.01	Pass		
	25			21.96	0.18	22.14	<=33.01	Pass		
	50			21.97	0.18	22.15	<=33.01	Pass		
100	0			21.92	0.18	22.1	<=33.01	Pass		
2535	1			0	22.66	0.18	22.84	<=33.01	Pass	
				50	22.53	0.18	22.71	<=33.01	Pass	
			99	22.75	0.18	22.93	<=33.01	Pass		
	50		0	22.14	0.18	22.32	<=33.01	Pass		
			25	22.08	0.18	22.26	<=33.01	Pass		
			50	22.10	0.18	22.28	<=33.01	Pass		
	100		0	22.10	0.18	22.28	<=33.01	Pass		
	2560		1	0	22.80	0.18	22.98	<=33.01	Pass	
				50	22.73	0.18	22.91	<=33.01	Pass	
99				22.83	0.18	23.01	<=33.01	Pass		
50			0	22.17	0.18	22.35	<=33.01	Pass		
			25	22.11	0.18	22.29	<=33.01	Pass		
			50	22.01	0.18	22.19	<=33.01	Pass		
100			0	22.07	0.18	22.25	<=33.01	Pass		

Note1: EIRP=Conducted Power+Antenna Gain

## 2. Frequency Stability

### 2.1 B7\_5MHz

## 2.1.1 Test Result

Band: 7 / Bandwidth: 5MHz										
Modulation	Frequency (MHz)	RB Allocation		Temp. (°C)	Voltage (VDC)	Freq. Error (Hz)	Freq. vs. Rated (ppm)		Verdict	
		Size	Offset				Result	Limit		
QPSK	2502.5	25	0	20	3.27	-1.559	-0.0006	-2.5 to 2.5	Pass	
					3.85	2.661	0.0011	-2.5 to 2.5	Pass	
					4.43	1.216	0.0005	-2.5 to 2.5	Pass	
				-30	3.85	3.276	0.0013	-2.5 to 2.5	Pass	
					-20	3.85	4.950	0.0020	-2.5 to 2.5	Pass
						3.85	2.189	0.0009	-2.5 to 2.5	Pass
				0	3.85	1.130	0.0005	-2.5 to 2.5	Pass	
					10	3.85	0.272	0.0001	-2.5 to 2.5	Pass
				30	3.85	-2.589	-0.0010	-2.5 to 2.5	Pass	
					40	3.85	-0.744	-0.0003	-2.5 to 2.5	Pass
	50	3.85	1.459	0.0006	-2.5 to 2.5	Pass				
	2535	25	0	20	3.27	6.495	0.0026	-2.5 to 2.5	Pass	
					3.85	1.230	0.0005	-2.5 to 2.5	Pass	
					4.43	-0.515	-0.0002	-2.5 to 2.5	Pass	
				-30	3.85	2.232	0.0009	-2.5 to 2.5	Pass	
					-20	3.85	2.933	0.0012	-2.5 to 2.5	Pass
						3.85	2.189	0.0009	-2.5 to 2.5	Pass
				0	3.85	-1.888	-0.0007	-2.5 to 2.5	Pass	
					10	3.85	0.758	0.0003	-2.5 to 2.5	Pass
				30	3.85	1.631	0.0006	-2.5 to 2.5	Pass	
					40	3.85	1.888	0.0007	-2.5 to 2.5	Pass
	50	3.85	1.431	0.0006	-2.5 to 2.5	Pass				
	2567.5	25	0	20	3.27	5.765	0.0022	-2.5 to 2.5	Pass	
					3.85	0.386	0.0002	-2.5 to 2.5	Pass	
					4.43	1.016	0.0004	-2.5 to 2.5	Pass	
				-30	3.85	3.519	0.0014	-2.5 to 2.5	Pass	
					-20	3.85	4.277	0.0017	-2.5 to 2.5	Pass
						3.85	5.822	0.0023	-2.5 to 2.5	Pass
				0	3.85	-2.904	-0.0011	-2.5 to 2.5	Pass	
					10	3.85	1.302	0.0005	-2.5 to 2.5	Pass
30				3.85	1.273	0.0005	-2.5 to 2.5	Pass		
				40	3.85	-3.648	-0.0014	-2.5 to 2.5	Pass	
50	3.85	-0.100	0.0000	-2.5 to 2.5	Pass					
16QAM	2502.5	25	0	20	3.27	0.315	0.0001	-2.5 to 2.5	Pass	
					3.85	-2.418	-0.0010	-2.5 to 2.5	Pass	
					4.43	1.159	0.0005	-2.5 to 2.5	Pass	
				-30	3.85	5.293	0.0021	-2.5 to 2.5	Pass	
					-20	3.85	2.661	0.0011	-2.5 to 2.5	Pass
						3.85	4.506	0.0018	-2.5 to 2.5	Pass
				0	3.85	-0.916	-0.0004	-2.5 to 2.5	Pass	
					10	3.85	4.892	0.0020	-2.5 to 2.5	Pass
				30	3.85	-0.143	-0.0001	-2.5 to 2.5	Pass	
					40	3.85	1.373	0.0005	-2.5 to 2.5	Pass
	50	3.85	-2.689	-0.0011	-2.5 to 2.5	Pass				
	2535	25	0	20	3.27	-4.420	-0.0017	-2.5 to 2.5	Pass	
					3.85	-4.520	-0.0018	-2.5 to 2.5	Pass	
					4.43	-4.377	-0.0017	-2.5 to 2.5	Pass	
				-30	3.85	3.190	0.0013	-2.5 to 2.5	Pass	
					3.85	-0.544	-0.0002	-2.5 to 2.5	Pass	

				-10	3.85	-4.449	-0.0018	-2.5 to 2.5	Pass
				0	3.85	0.815	0.0003	-2.5 to 2.5	Pass
				10	3.85	3.791	0.0015	-2.5 to 2.5	Pass
				30	3.85	3.047	0.0012	-2.5 to 2.5	Pass
				40	3.85	-1.159	-0.0005	-2.5 to 2.5	Pass
				50	3.85	3.490	0.0014	-2.5 to 2.5	Pass
	2567.5	25	0	20	3.27	-3.920	-0.0015	-2.5 to 2.5	Pass
					3.85	-3.633	-0.0014	-2.5 to 2.5	Pass
					4.43	0.486	0.0002	-2.5 to 2.5	Pass
				-30	3.85	2.403	0.0009	-2.5 to 2.5	Pass
				-20	3.85	3.476	0.0014	-2.5 to 2.5	Pass
				-10	3.85	3.862	0.0015	-2.5 to 2.5	Pass
				0	3.85	4.406	0.0017	-2.5 to 2.5	Pass
				10	3.85	3.834	0.0015	-2.5 to 2.5	Pass
				30	3.85	-1.287	-0.0005	-2.5 to 2.5	Pass
				40	3.85	4.320	0.0017	-2.5 to 2.5	Pass
				50	3.85	4.148	0.0016	-2.5 to 2.5	Pass

## 2.2 B7\_10MHz

### 2.2.1 Test Result

Band: 7 / Bandwidth: 10MHz									
Modulation	Frequency (MHz)	RB Allocation		Temp. (°C)	Voltage (VDC)	Freq. Error (Hz)	Freq. vs. Rated (ppm)		Verdict
		Size	Offset				Result	Limit	
QPSK	2505	50	0	20	3.27	-2.060	-0.0008	-2.5 to 2.5	Pass
					3.85	2.747	0.0011	-2.5 to 2.5	Pass
					4.43	5.608	0.0022	-2.5 to 2.5	Pass
				-30	3.85	5.493	0.0022	-2.5 to 2.5	Pass
				-20	3.85	1.845	0.0007	-2.5 to 2.5	Pass
				-10	3.85	3.405	0.0014	-2.5 to 2.5	Pass
				0	3.85	2.275	0.0009	-2.5 to 2.5	Pass
				10	3.85	3.276	0.0013	-2.5 to 2.5	Pass
				30	3.85	2.103	0.0008	-2.5 to 2.5	Pass
				40	3.85	1.874	0.0007	-2.5 to 2.5	Pass
				50	3.85	6.738	0.0027	-2.5 to 2.5	Pass
				2535	50	0	20	3.27	-1.416
	3.85	0.572	0.0002					-2.5 to 2.5	Pass
	4.43	-2.260	-0.0009					-2.5 to 2.5	Pass
	-30	3.85	-1.903				-0.0008	-2.5 to 2.5	Pass
	-20	3.85	2.389				0.0009	-2.5 to 2.5	Pass
	-10	3.85	1.159				0.0005	-2.5 to 2.5	Pass
	0	3.85	-1.116				-0.0004	-2.5 to 2.5	Pass
	10	3.85	0.029				0.0000	-2.5 to 2.5	Pass
	30	3.85	-1.044				-0.0004	-2.5 to 2.5	Pass
	40	3.85	0.157				0.0001	-2.5 to 2.5	Pass
	50	3.85	1.073				0.0004	-2.5 to 2.5	Pass
	2565	50	0				20	3.27	-1.116
				3.85	-5.565	-0.0022		-2.5 to 2.5	Pass
				4.43	-2.561	-0.0010		-2.5 to 2.5	Pass
				-30	3.85	-2.375	-0.0009	-2.5 to 2.5	Pass
				-20	3.85	-3.004	-0.0012	-2.5 to 2.5	Pass

				-10	3.85	-0.701	-0.0003	-2.5 to 2.5	Pass
				0	3.85	-0.873	-0.0003	-2.5 to 2.5	Pass
				10	3.85	-1.674	-0.0007	-2.5 to 2.5	Pass
				30	3.85	0.215	0.0001	-2.5 to 2.5	Pass
				40	3.85	-1.044	-0.0004	-2.5 to 2.5	Pass
				50	3.85	-2.003	-0.0008	-2.5 to 2.5	Pass
16QAM	2505	50	0	20	3.27	6.266	0.0025	-2.5 to 2.5	Pass
					3.85	4.807	0.0019	-2.5 to 2.5	Pass
					4.43	3.977	0.0016	-2.5 to 2.5	Pass
				-30	3.85	2.131	0.0009	-2.5 to 2.5	Pass
				-20	3.85	2.332	0.0009	-2.5 to 2.5	Pass
				-10	3.85	4.706	0.0019	-2.5 to 2.5	Pass
				0	3.85	2.203	0.0009	-2.5 to 2.5	Pass
				10	3.85	3.519	0.0014	-2.5 to 2.5	Pass
				30	3.85	3.562	0.0014	-2.5 to 2.5	Pass
				40	3.85	3.304	0.0013	-2.5 to 2.5	Pass
	50	3.85	4.334	0.0017	-2.5 to 2.5	Pass			
	2535	50	0	20	3.27	-0.043	0.0000	-2.5 to 2.5	Pass
					3.85	0.186	0.0001	-2.5 to 2.5	Pass
					4.43	-0.215	-0.0001	-2.5 to 2.5	Pass
				-30	3.85	-0.272	-0.0001	-2.5 to 2.5	Pass
				-20	3.85	0.558	0.0002	-2.5 to 2.5	Pass
				-10	3.85	5.364	0.0021	-2.5 to 2.5	Pass
				0	3.85	2.704	0.0011	-2.5 to 2.5	Pass
				10	3.85	-0.229	-0.0001	-2.5 to 2.5	Pass
				30	3.85	1.373	0.0005	-2.5 to 2.5	Pass
				40	3.85	-3.505	-0.0014	-2.5 to 2.5	Pass
	50	3.85	-4.578	-0.0018	-2.5 to 2.5	Pass			
	2565	50	0	20	3.27	3.104	0.0012	-2.5 to 2.5	Pass
					3.85	-1.888	-0.0007	-2.5 to 2.5	Pass
					4.43	1.273	0.0005	-2.5 to 2.5	Pass
				-30	3.85	-0.901	-0.0004	-2.5 to 2.5	Pass
				-20	3.85	3.920	0.0015	-2.5 to 2.5	Pass
				-10	3.85	0.715	0.0003	-2.5 to 2.5	Pass
				0	3.85	3.877	0.0015	-2.5 to 2.5	Pass
				10	3.85	3.419	0.0013	-2.5 to 2.5	Pass
30				3.85	2.904	0.0011	-2.5 to 2.5	Pass	
40				3.85	0.157	0.0001	-2.5 to 2.5	Pass	
50	3.85	2.975	0.0012	-2.5 to 2.5	Pass				

## 2.3 B7\_15MHz

### 2.3.1 Test Result

Band: 7 / Bandwidth: 15MHz									
Modulation	Frequency (MHz)	RB Allocation		Temp. (°C)	Voltage (VDC)	Freq. Error (Hz)	Freq. vs. Rated (ppm)		Verdict
		Size	Offset				Result	Limit	
QPSK	2507.5	75	0	20	3.27	6.838	0.0027	-2.5 to 2.5	Pass
					3.85	4.392	0.0018	-2.5 to 2.5	Pass
					4.43	5.550	0.0022	-2.5 to 2.5	Pass
				-30	3.85	7.210	0.0029	-2.5 to 2.5	Pass
				-20	3.85	2.260	0.0009	-2.5 to 2.5	Pass

				-10	3.85	5.178	0.0021	-2.5 to 2.5	Pass	
				0	3.85	6.466	0.0026	-2.5 to 2.5	Pass	
				10	3.85	5.679	0.0023	-2.5 to 2.5	Pass	
				30	3.85	5.708	0.0023	-2.5 to 2.5	Pass	
				40	3.85	8.497	0.0034	-2.5 to 2.5	Pass	
				50	3.85	7.110	0.0028	-2.5 to 2.5	Pass	
	2535	75	0	20	3.27	-0.501	-0.0002	-2.5 to 2.5	Pass	
					3.85	-1.531	-0.0006	-2.5 to 2.5	Pass	
					4.43	-2.446	-0.0010	-2.5 to 2.5	Pass	
				-30	3.85	-4.377	-0.0017	-2.5 to 2.5	Pass	
				-20	3.85	-0.944	-0.0004	-2.5 to 2.5	Pass	
				-10	3.85	-1.273	-0.0005	-2.5 to 2.5	Pass	
				0	3.85	-2.403	-0.0009	-2.5 to 2.5	Pass	
				10	3.85	-1.760	-0.0007	-2.5 to 2.5	Pass	
				30	3.85	-0.272	-0.0001	-2.5 to 2.5	Pass	
				40	3.85	-3.362	-0.0013	-2.5 to 2.5	Pass	
				50	3.85	-4.249	-0.0017	-2.5 to 2.5	Pass	
				2562.5	75	0	20	3.27	0.644	0.0003
	3.85	3.176	0.0012					-2.5 to 2.5	Pass	
	4.43	4.549	0.0018					-2.5 to 2.5	Pass	
	-30	3.85	4.091				0.0016	-2.5 to 2.5	Pass	
	-20	3.85	3.233				0.0013	-2.5 to 2.5	Pass	
	-10	3.85	2.575				0.0010	-2.5 to 2.5	Pass	
	0	3.85	1.931				0.0008	-2.5 to 2.5	Pass	
	10	3.85	3.905				0.0015	-2.5 to 2.5	Pass	
	30	3.85	2.403				0.0009	-2.5 to 2.5	Pass	
	40	3.85	2.131				0.0008	-2.5 to 2.5	Pass	
	50	3.85	3.920				0.0015	-2.5 to 2.5	Pass	
	16QAM	2507.5	75				0	20	3.27	5.107
				3.85	7.024	0.0028			-2.5 to 2.5	Pass
4.43				7.911	0.0032	-2.5 to 2.5			Pass	
-30				3.85	7.596	0.0030		-2.5 to 2.5	Pass	
-20				3.85	6.008	0.0024		-2.5 to 2.5	Pass	
-10				3.85	8.254	0.0033		-2.5 to 2.5	Pass	
0				3.85	7.582	0.0030		-2.5 to 2.5	Pass	
10				3.85	7.052	0.0028		-2.5 to 2.5	Pass	
30				3.85	8.168	0.0033		-2.5 to 2.5	Pass	
40				3.85	6.552	0.0026		-2.5 to 2.5	Pass	
50				3.85	5.407	0.0022		-2.5 to 2.5	Pass	
2535				75	0	20		3.27	-2.360	-0.0009
		3.85	-1.702				-0.0007	-2.5 to 2.5	Pass	
		4.43	-2.460				-0.0010	-2.5 to 2.5	Pass	
		-30	3.85			0.429	0.0002	-2.5 to 2.5	Pass	
		-20	3.85			-1.903	-0.0008	-2.5 to 2.5	Pass	
		-10	3.85			0.372	0.0001	-2.5 to 2.5	Pass	
		0	3.85			-0.372	-0.0001	-2.5 to 2.5	Pass	
		10	3.85			-1.931	-0.0008	-2.5 to 2.5	Pass	
		30	3.85			-1.888	-0.0007	-2.5 to 2.5	Pass	
		40	3.85			-0.658	-0.0003	-2.5 to 2.5	Pass	
		50	3.85			-2.260	-0.0009	-2.5 to 2.5	Pass	
		2562.5	75			0	20	3.27	2.818	0.0011
3.85				1.502	0.0006			-2.5 to 2.5	Pass	
4.43				0.644	0.0003			-2.5 to 2.5	Pass	
-30				3.85	3.233		0.0013	-2.5 to 2.5	Pass	
-20				3.85	0.172		0.0001	-2.5 to 2.5	Pass	



				-10	3.85	0.100	0.0000	-2.5 to 2.5	Pass
				0	3.85	0.629	0.0002	-2.5 to 2.5	Pass
				10	3.85	4.778	0.0019	-2.5 to 2.5	Pass
				30	3.85	3.476	0.0014	-2.5 to 2.5	Pass
				40	3.85	3.176	0.0012	-2.5 to 2.5	Pass
				50	3.85	3.061	0.0012	-2.5 to 2.5	Pass

## 2.4 B7\_20MHz

### 2.4.1 Test Result

Band: 7 / Bandwidth: 20MHz									
Modulation	Frequency (MHz)	RB Allocation		Temp. (°C)	Voltage (VDC)	Freq. Error (Hz)	Freq. vs. Rated (ppm)		Verdict
		Size	Offset				Result	Limit	
QPSK	2510	100	0	20	3.27	4.420	0.0018	-2.5 to 2.5	Pass
					3.85	-0.415	-0.0002	-2.5 to 2.5	Pass
					4.43	0.830	0.0003	-2.5 to 2.5	Pass
				-30	3.85	1.731	0.0007	-2.5 to 2.5	Pass
				-20	3.85	3.819	0.0015	-2.5 to 2.5	Pass
				-10	3.85	0.029	0.0000	-2.5 to 2.5	Pass
				0	3.85	-0.057	0.0000	-2.5 to 2.5	Pass
				10	3.85	1.059	0.0004	-2.5 to 2.5	Pass
				30	3.85	1.717	0.0007	-2.5 to 2.5	Pass
				40	3.85	1.688	0.0007	-2.5 to 2.5	Pass
	50	3.85	0.572	0.0002	-2.5 to 2.5	Pass			
	2535	100	0	20	3.27	0.858	0.0003	-2.5 to 2.5	Pass
					3.85	1.245	0.0005	-2.5 to 2.5	Pass
					4.43	-0.715	-0.0003	-2.5 to 2.5	Pass
				-30	3.85	4.334	0.0017	-2.5 to 2.5	Pass
				-20	3.85	-0.744	-0.0003	-2.5 to 2.5	Pass
				-10	3.85	0.801	0.0003	-2.5 to 2.5	Pass
				0	3.85	-0.715	-0.0003	-2.5 to 2.5	Pass
				10	3.85	1.860	0.0007	-2.5 to 2.5	Pass
				30	3.85	-0.186	-0.0001	-2.5 to 2.5	Pass
				40	3.85	0.257	0.0001	-2.5 to 2.5	Pass
	50	3.85	0.072	0.0000	-2.5 to 2.5	Pass			
	2560	100	0	20	3.27	2.890	0.0011	-2.5 to 2.5	Pass
					3.85	2.332	0.0009	-2.5 to 2.5	Pass
					4.43	2.460	0.0010	-2.5 to 2.5	Pass
				-30	3.85	-0.529	-0.0002	-2.5 to 2.5	Pass
				-20	3.85	1.688	0.0007	-2.5 to 2.5	Pass
-10				3.85	1.588	0.0006	-2.5 to 2.5	Pass	
0				3.85	3.691	0.0014	-2.5 to 2.5	Pass	
10				3.85	7.010	0.0027	-2.5 to 2.5	Pass	
30				3.85	5.879	0.0023	-2.5 to 2.5	Pass	
40				3.85	3.705	0.0014	-2.5 to 2.5	Pass	
50	3.85	6.623	0.0026	-2.5 to 2.5	Pass				
16QAM	2510	100	0	20	3.27	0.730	0.0003	-2.5 to 2.5	Pass
					3.85	4.120	0.0016	-2.5 to 2.5	Pass
					4.43	2.403	0.0010	-2.5 to 2.5	Pass
				-30	3.85	-1.945	-0.0008	-2.5 to 2.5	Pass
				-20	3.85	4.063	0.0016	-2.5 to 2.5	Pass

				-10	3.85	0.830	0.0003	-2.5 to 2.5	Pass
				0	3.85	2.575	0.0010	-2.5 to 2.5	Pass
				10	3.85	-2.561	-0.0010	-2.5 to 2.5	Pass
				30	3.85	3.791	0.0015	-2.5 to 2.5	Pass
				40	3.85	-1.545	-0.0006	-2.5 to 2.5	Pass
				50	3.85	-1.802	-0.0007	-2.5 to 2.5	Pass
	2535	100	0	20	3.27	-0.615	-0.0002	-2.5 to 2.5	Pass
					3.85	3.905	0.0015	-2.5 to 2.5	Pass
					4.43	2.289	0.0009	-2.5 to 2.5	Pass
				-30	3.85	3.519	0.0014	-2.5 to 2.5	Pass
				-20	3.85	6.194	0.0024	-2.5 to 2.5	Pass
				-10	3.85	1.259	0.0005	-2.5 to 2.5	Pass
				0	3.85	1.030	0.0004	-2.5 to 2.5	Pass
				10	3.85	-2.003	-0.0008	-2.5 to 2.5	Pass
				30	3.85	3.204	0.0013	-2.5 to 2.5	Pass
				40	3.85	2.146	0.0008	-2.5 to 2.5	Pass
				50	3.85	2.632	0.0010	-2.5 to 2.5	Pass
				2560	100	0	20	3.27	-0.801
	3.85	1.330	0.0005					-2.5 to 2.5	Pass
	4.43	1.473	0.0006					-2.5 to 2.5	Pass
	-30	3.85	5.865				0.0023	-2.5 to 2.5	Pass
	-20	3.85	3.147				0.0012	-2.5 to 2.5	Pass
	-10	3.85	3.290				0.0013	-2.5 to 2.5	Pass
	0	3.85	5.221				0.0020	-2.5 to 2.5	Pass
	10	3.85	3.190				0.0012	-2.5 to 2.5	Pass
	30	3.85	5.808				0.0023	-2.5 to 2.5	Pass
	40	3.85	6.094				0.0024	-2.5 to 2.5	Pass
50	3.85	-0.787	-0.0003				-2.5 to 2.5	Pass	

### 3. Modulation Characteristics

#### 3.1 B7\_5MHz

##### 3.1.1 Test Result

Band: 7 / Bandwidth: 5MHz / NTN						
Modulation	Frequency (MHz)	RB Allocation		Modulation Characteristics		Verdict
		Size	Offset	Result	Limit	
QPSK	2535	25	0	Refer To Test Graph		Pass
16QAM	2535	25	0	Refer To Test Graph		Pass

##### 3.1.2 Test Graph

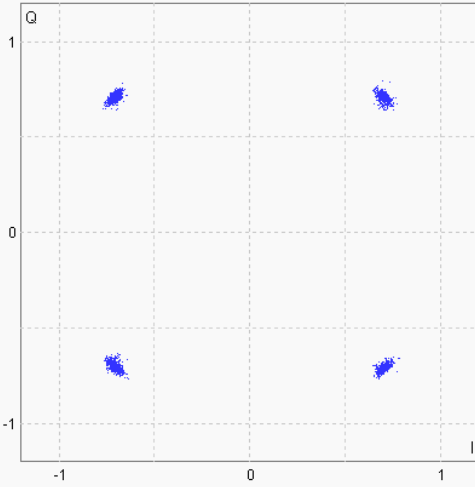
Band7_5MHz_QPSK_MCH_2535MHz_RB_25_0_NTNV
--

CMW 500 V 3.7.160 - LTE Measurement - V3.7.70 - TX Measurement

Multi Evaluation PRACH SRS

FDD Freq.: 2535.0 MHz Ref. Level: 37.90 dBm BW: 5.0 MHz CP: Normal Meas Subfr./Slot: 7 / All

IQ Constellation



Statistic Count: 20 / 20  
 Out of Tolerance: 0.00 %  
 Detected Modulation: QPSK  
 Detected Channel Type: PUSCH  
 View Filter Throughput: 100.0 %

PS: Connection Established  
 RRC State: Connected

Go To Local Show Remote Screen

LTE Multi Evaluation RDY RF Settings Trigger Display Signaling Parameter LTE Signaling Run

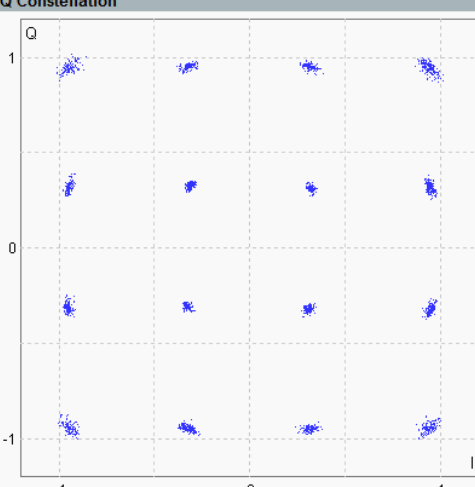
Band7\_5MHz\_16QAM\_MCH\_2535MHz\_RB\_25\_0\_NTNV

CMW 500 V 3.7.160 - LTE Measurement - V3.7.70 - TX Measurement

Multi Evaluation PRACH SRS

FDD Freq.: 2535.0 MHz Ref. Level: 37.90 dBm BW: 5.0 MHz CP: Normal Meas Subfr./Slot: 7 / All

IQ Constellation



Statistic Count: 20 / 20  
 Out of Tolerance: 0.00 %  
 Detected Modulation: 16-QAM  
 Detected Channel Type: PUSCH  
 View Filter Throughput: 100.0 %

PS: Connection Established  
 RRC State: Connected

Go To Local Show Remote Screen

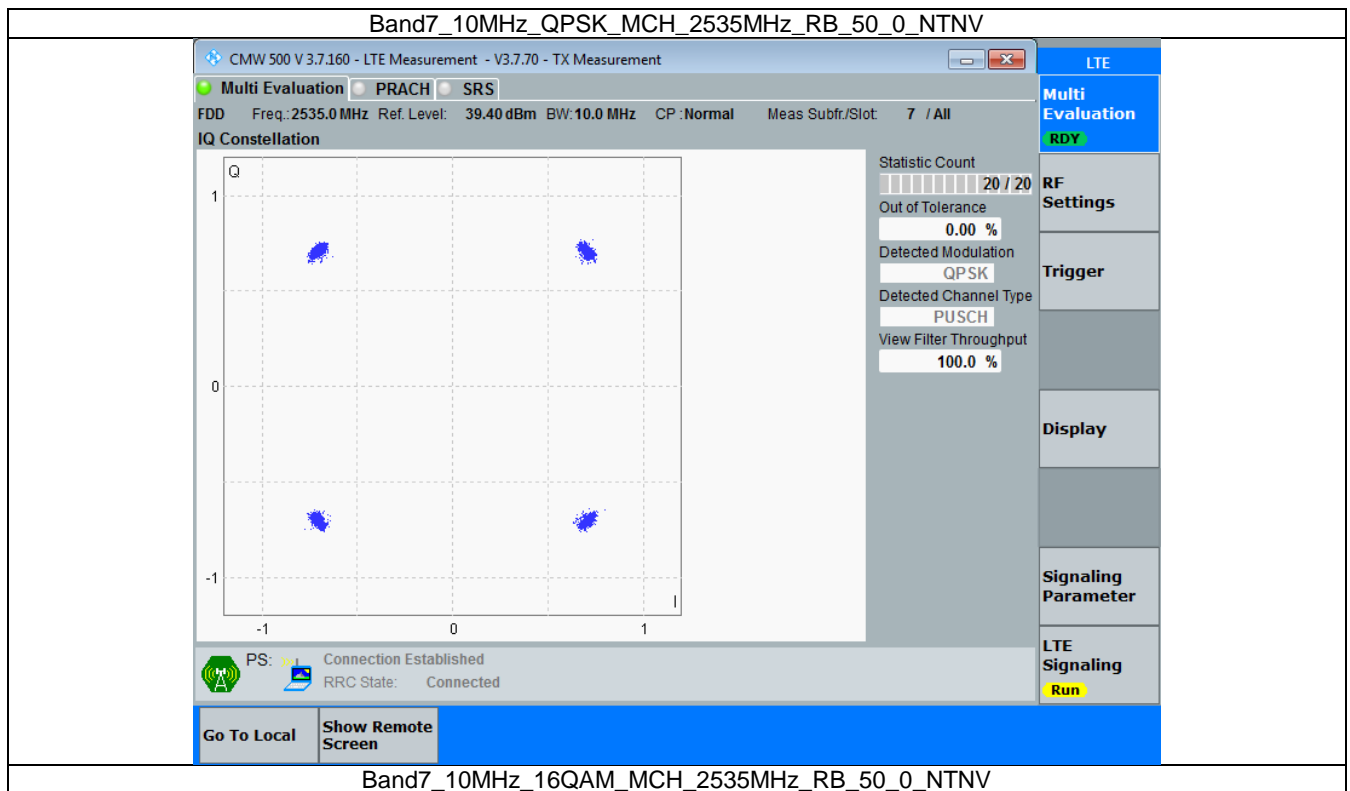
LTE Multi Evaluation RDY RF Settings Trigger Display Signaling Parameter LTE Signaling Run

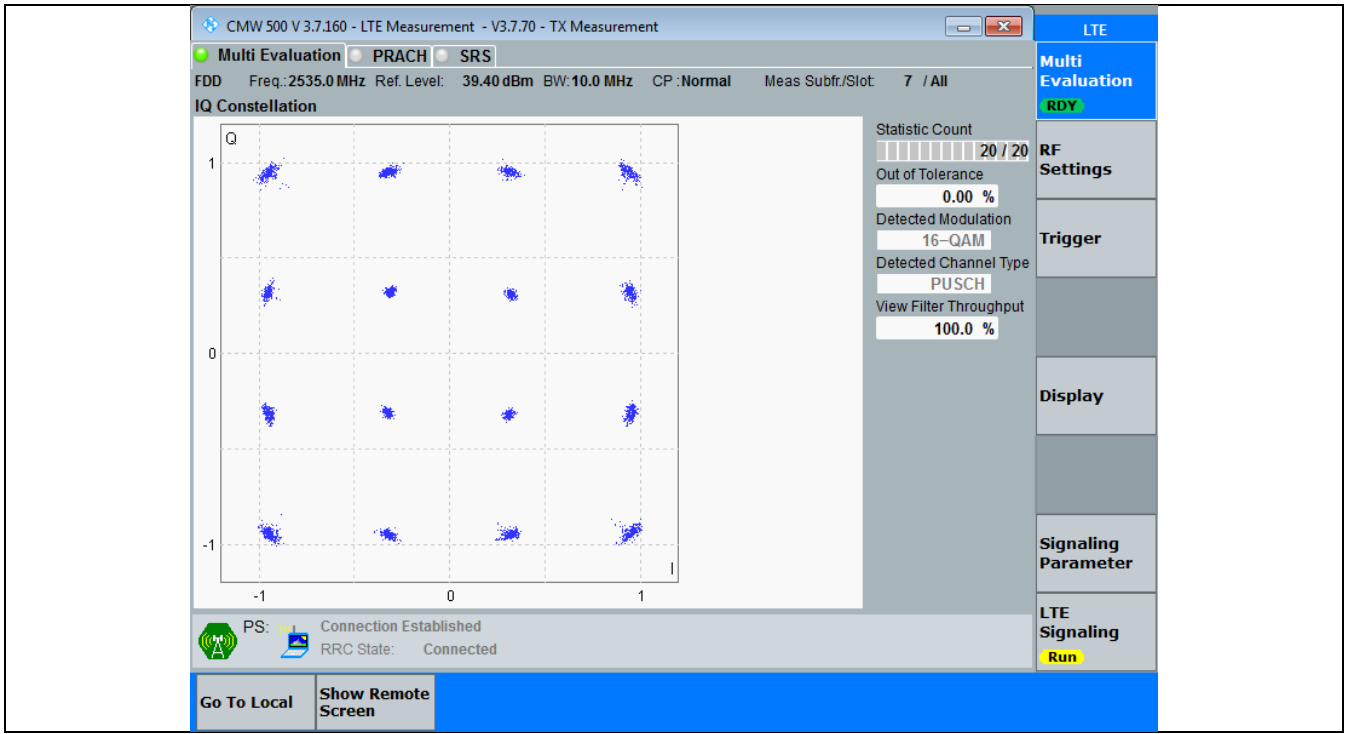
### 3.2 B7\_10MHz

#### 3.2.1 Test Result

Band: 7 / Bandwidth: 10MHz / NTV						
Modulation	Frequency (MHz)	RB Allocation		Modulation Characteristics		Verdict
		Size	Offset	Result	Limit	
QPSK	2535	50	0	Refer To Test Graph		Pass
16QAM	2535	50	0	Refer To Test Graph		Pass

#### 3.2.2 Test Graph





### 3.3 B7\_15MHz

#### 3.3.1 Test Result

Band: 7 / Bandwidth: 15MHz / NTV						
Modulation	Frequency (MHz)	RB Allocation		Modulation Characteristics		Verdict
		Size	Offset	Result	Limit	
QPSK	2535	75	0	Refer To Test Graph		Pass
16QAM	2535	75	0	Refer To Test Graph		Pass

#### 3.3.2 Test Graph

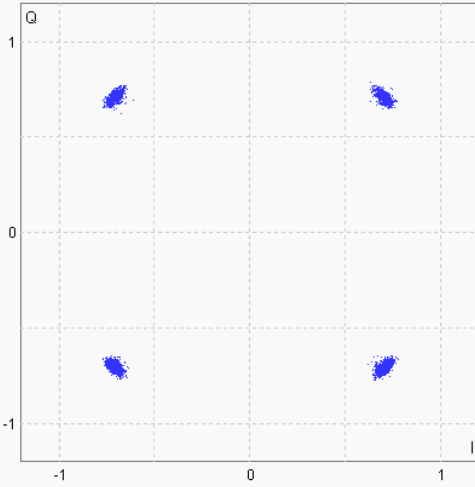
Band7\_15MHz\_QPSK\_MCH\_2535MHz\_RB\_75\_0\_NTV

CMW 500 V 3.7.160 - LTE Measurement - V3.7.70 - TX Measurement

Multi Evaluation PRACH SRS

FDD Freq.: 2535.0 MHz Ref. Level: 38.50 dBm BW: 15.0 MHz CP: Normal Meas Subfr./Slot: 7 / All

IQ Constellation



Statistic Count: 20 / 20  
 Out of Tolerance: 0.00 %  
 Detected Modulation: QPSK  
 Detected Channel Type: PUSCH  
 View Filter Throughput: 100.0 %

PS: Connection Established  
 RRC State: Connected

Go To Local Show Remote Screen

LTE Multi Evaluation RDY RF Settings Trigger Display Signaling Parameter LTE Signaling Run

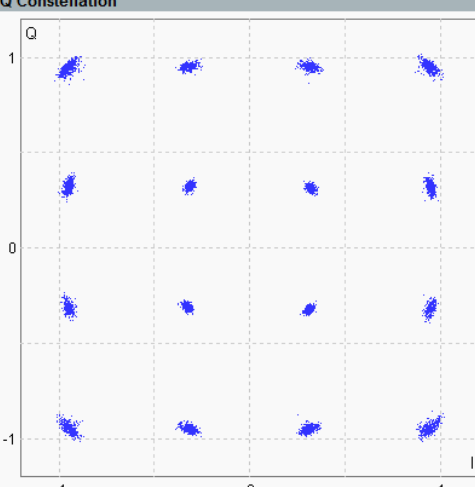
Band7\_15MHz\_16QAM\_MCH\_2535MHz\_RB\_75\_0\_NTV

CMW 500 V 3.7.160 - LTE Measurement - V3.7.70 - TX Measurement

Multi Evaluation PRACH SRS

FDD Freq.: 2535.0 MHz Ref. Level: 38.50 dBm BW: 15.0 MHz CP: Normal Meas Subfr./Slot: 7 / All

IQ Constellation



Statistic Count: 20 / 20  
 Out of Tolerance: 0.00 %  
 Detected Modulation: 16-QAM  
 Detected Channel Type: PUSCH  
 View Filter Throughput: 100.0 %

PS: Connection Established  
 RRC State: Connected

Go To Local Show Remote Screen

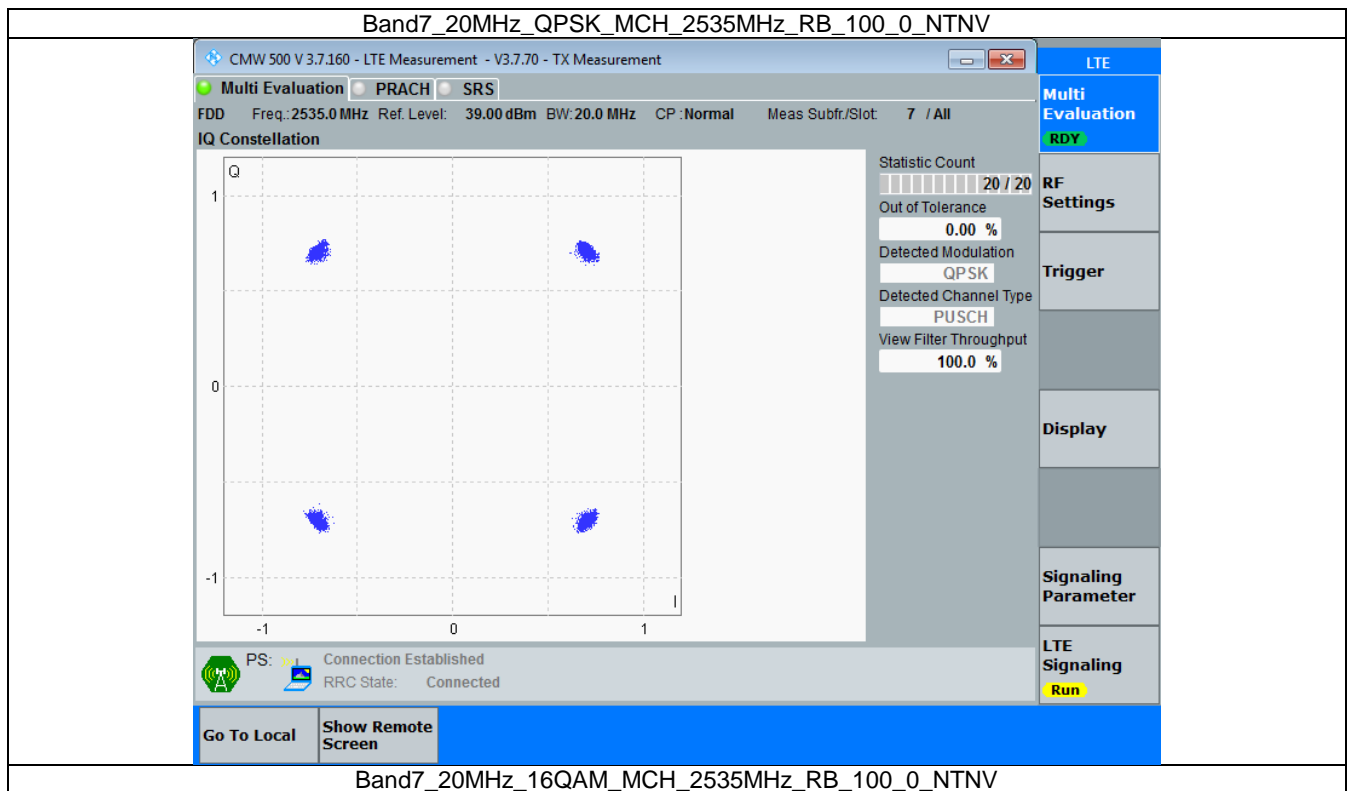
LTE Multi Evaluation RDY RF Settings Trigger Display Signaling Parameter LTE Signaling Run

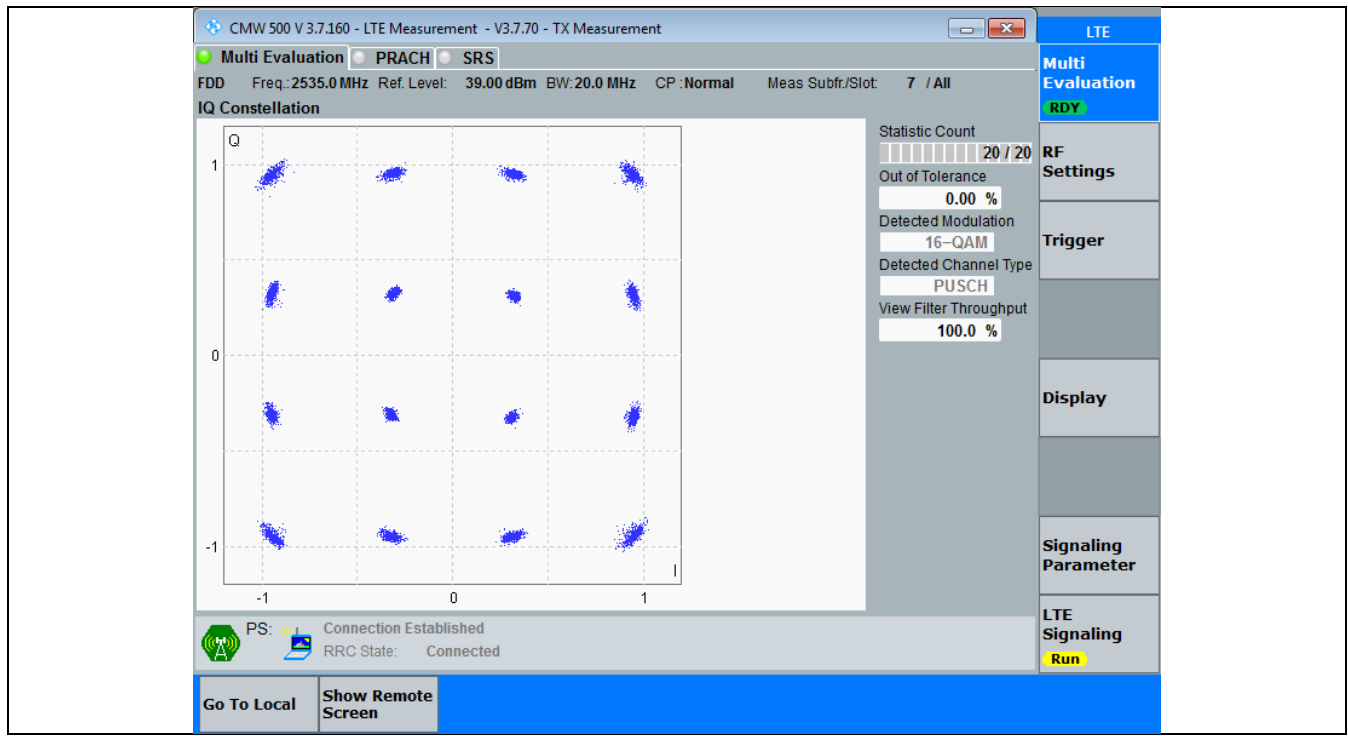
### 3.4 B7\_20MHz

#### 3.4.1 Test Result

Band: 7 / Bandwidth: 20MHz / NTV						
Modulation	Frequency (MHz)	RB Allocation		Modulation Characteristics		Verdict
		Size	Offset	Result	Limit	
QPSK	2535	100	0	Refer To Test Graph		Pass
16QAM	2535	100	0	Refer To Test Graph		Pass

#### 3.4.2 Test Graph





## 4. 99% & 26dB Bandwidth

### 4.1 Band7\_OBW

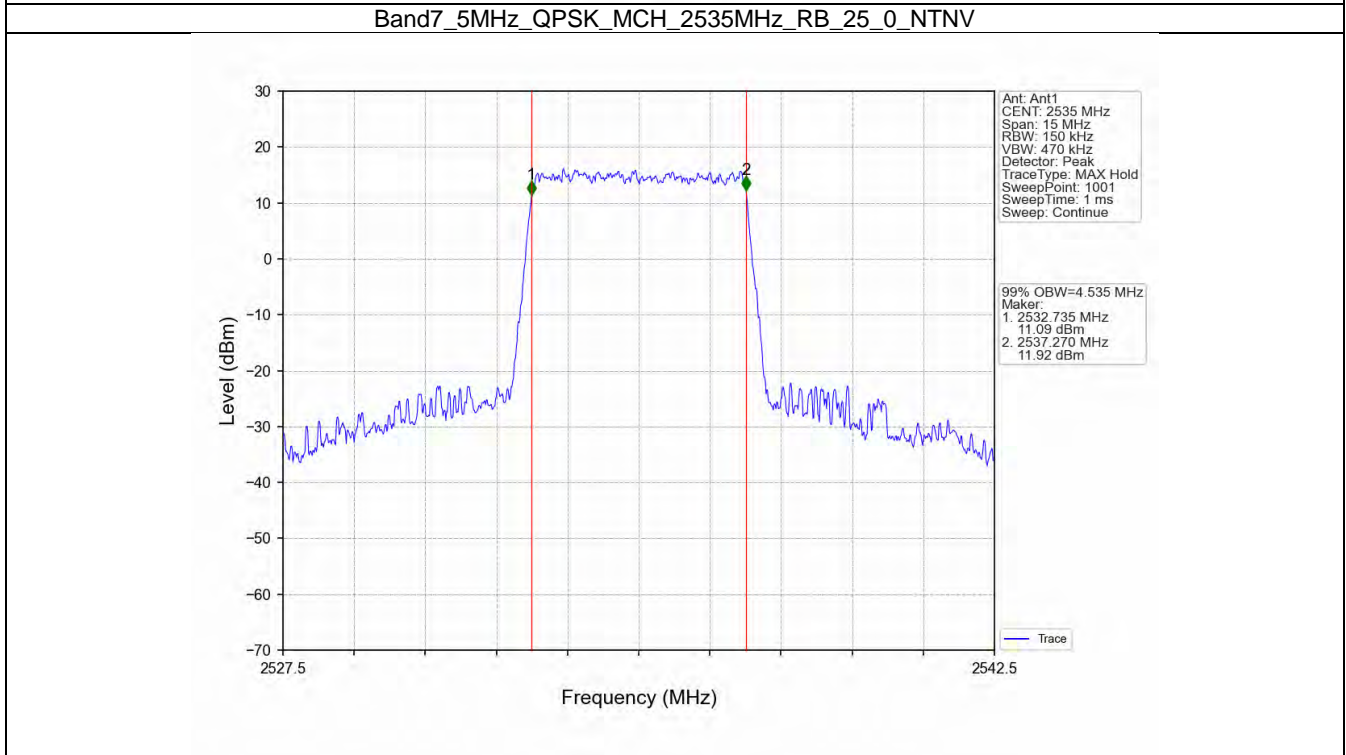
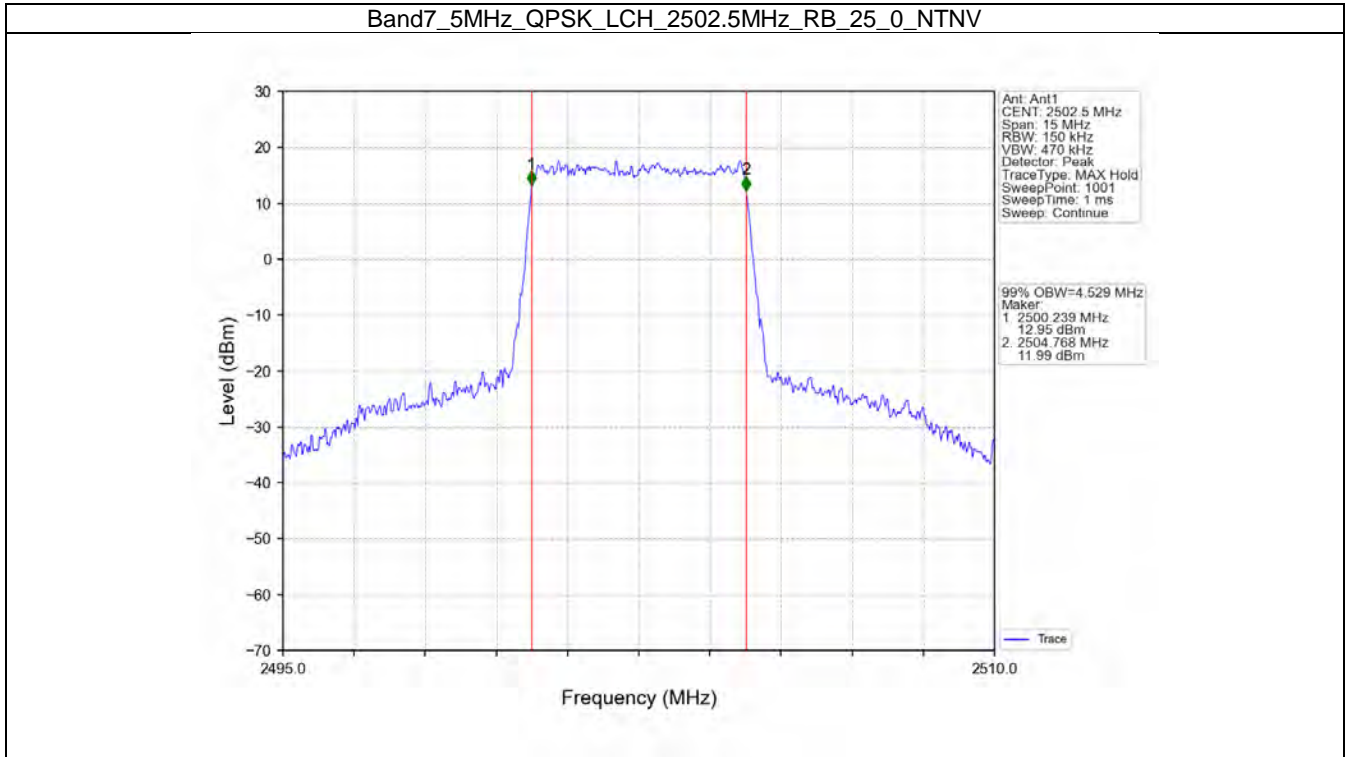
#### 4.1.1 Test Result

Band: 7 / NTN						
Bandwidth (MHz)	Modulation	Frequency (MHz)	RB Allocation		99% Occupied Bandwidth (MHz)	Verdict
			Size	Offset	Result	
5	QPSK	2502.5	25	0	4.529	Pass
		2535	25	0	4.535	Pass
		2567.5	25	0	4.553	Pass
	16QAM	2502.5	25	0	4.540	Pass
		2535	25	0	4.537	Pass
		2567.5	25	0	4.524	Pass
10	QPSK	2505	50	0	9.056	Pass
		2535	50	0	9.037	Pass
		2565	50	0	9.047	Pass
	16QAM	2505	50	0	9.055	Pass
		2535	50	0	9.031	Pass
		2565	50	0	9.055	Pass
15	QPSK	2507.5	75	0	13.578	Pass
		2535	75	0	13.536	Pass

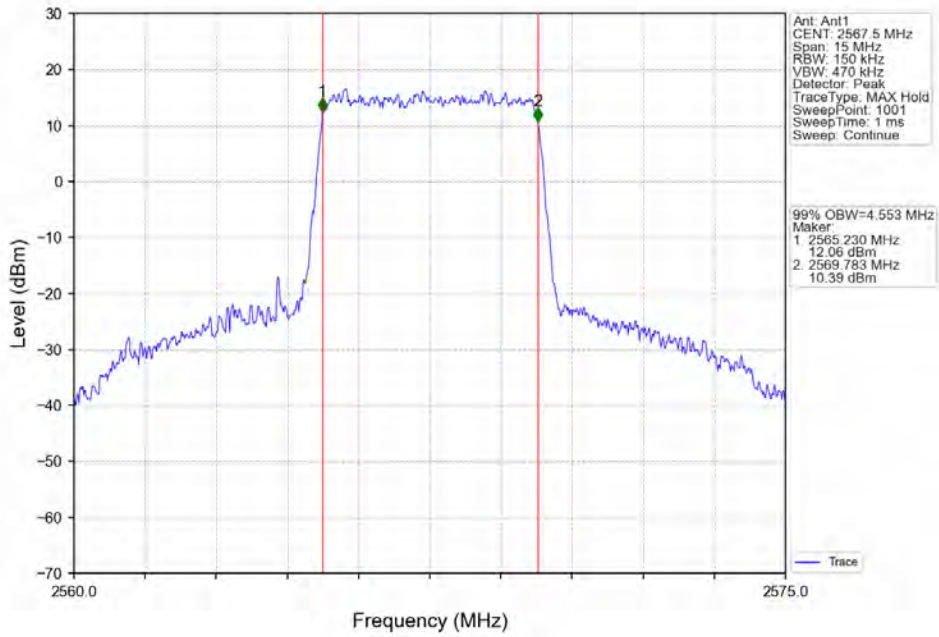


		2562.5	75	0	13.646	Pass
	16QAM	2507.5	75	0	13.578	Pass
		2535	75	0	13.573	Pass
		2562.5	75	0	13.693	Pass
20	QPSK	2510	100	0	18.129	Pass
		2535	100	0	18.048	Pass
		2560	100	0	18.134	Pass
	16QAM	2510	100	0	18.149	Pass
		2535	100	0	18.082	Pass
		2560	100	0	18.170	Pass

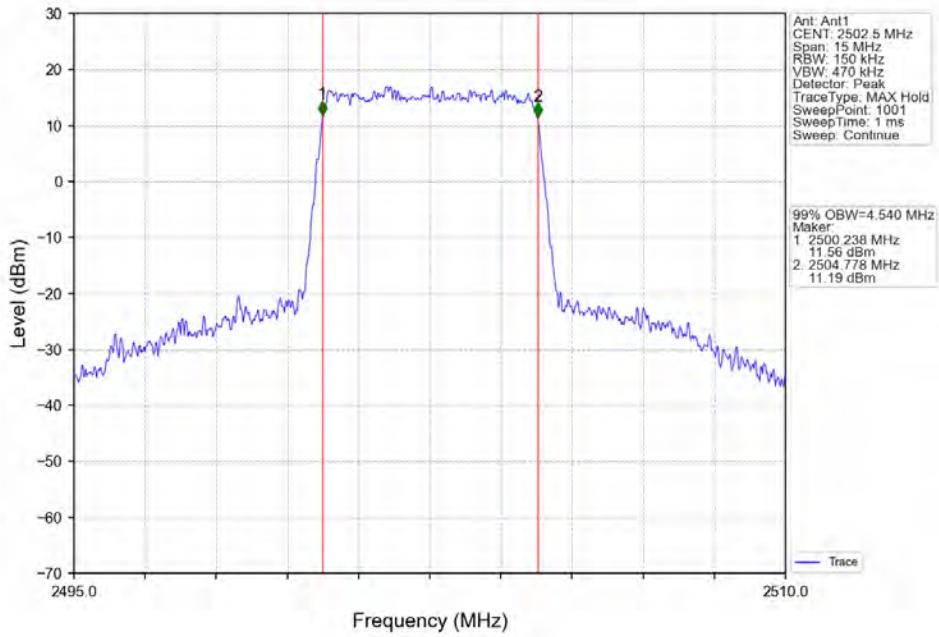
### 4.1.2 Test Graph



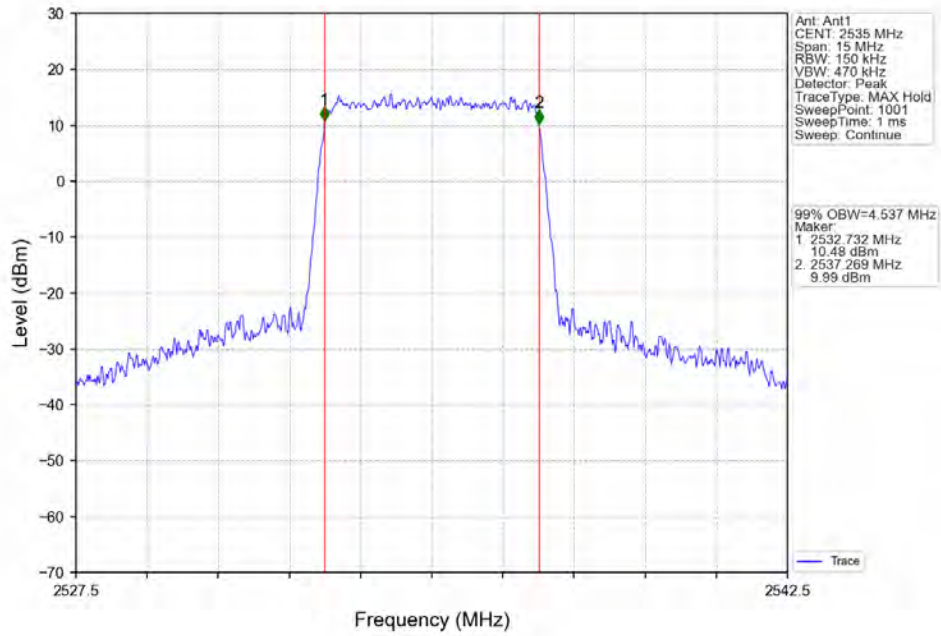
Band7\_5MHz\_QPSK\_HCH\_2567.5MHz\_RB\_25\_0\_NTNV



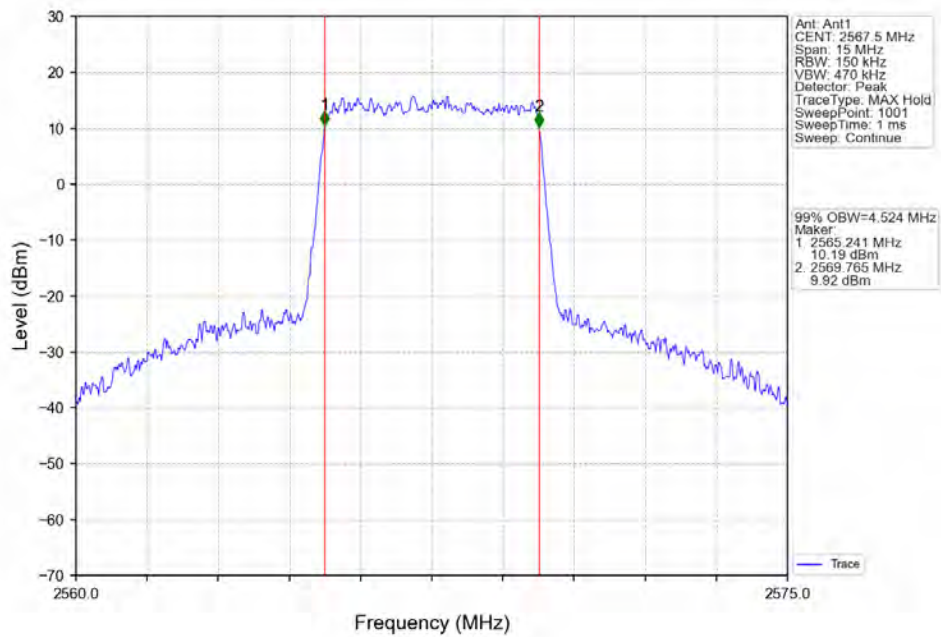
Band7\_5MHz\_16QAM\_LCH\_2502.5MHz\_RB\_25\_0\_NTNV



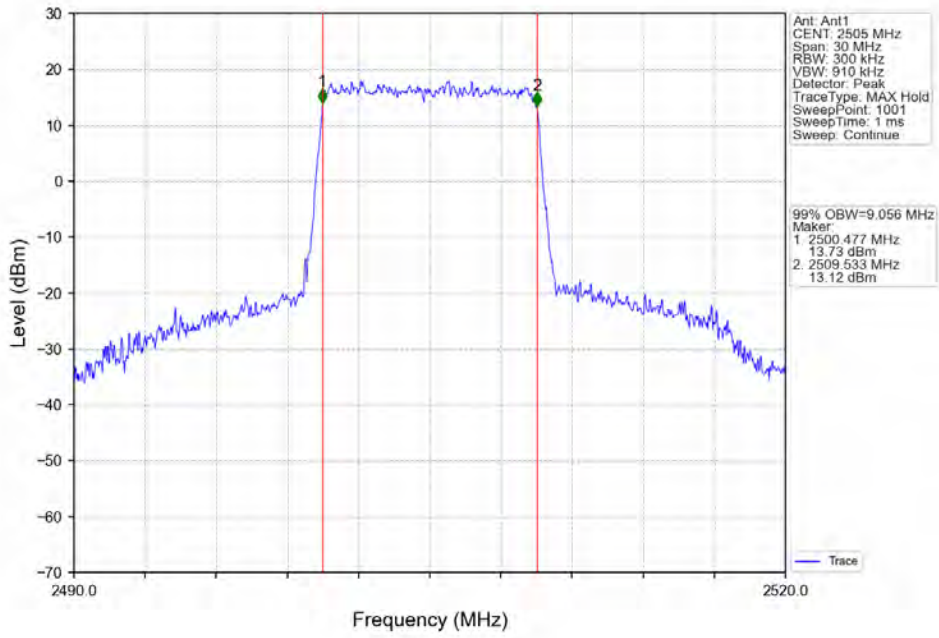
Band7\_5MHz\_16QAM\_MCH\_2535MHz\_RB\_25\_0\_NTNV



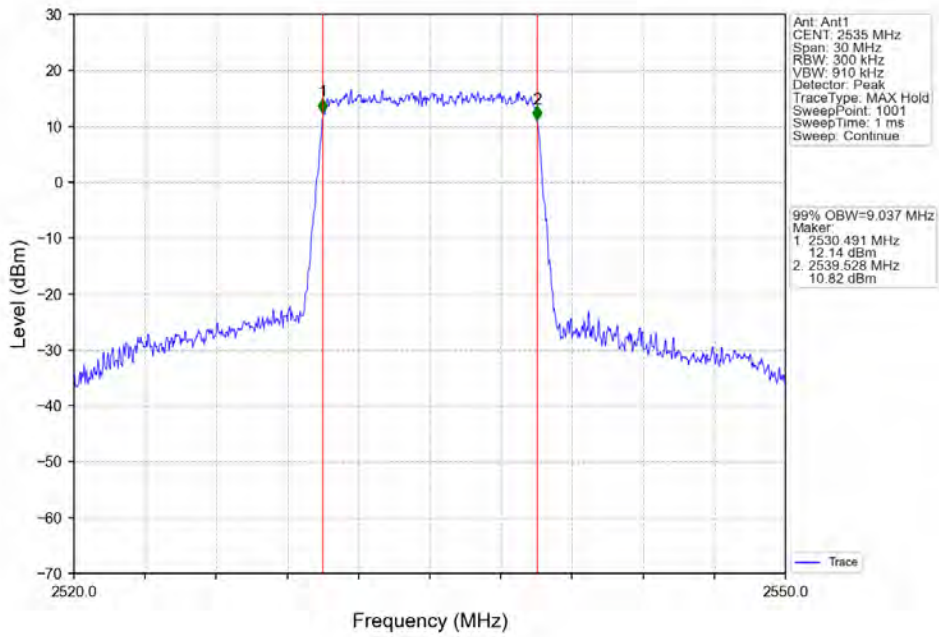
Band7\_5MHz\_16QAM\_HCH\_2567.5MHz\_RB\_25\_0\_NTNV



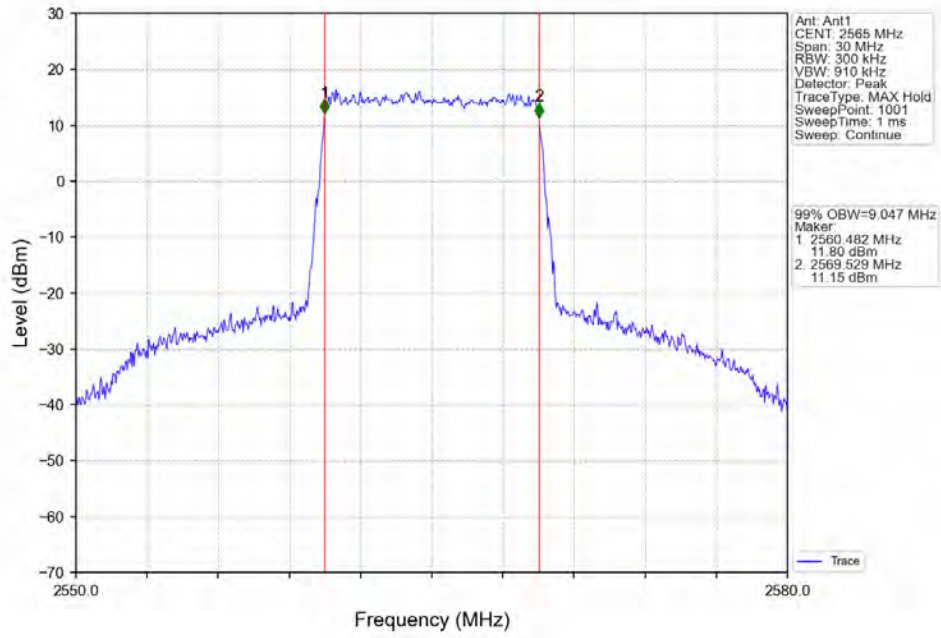
Band7\_10MHz\_QPSK\_LCH\_2505MHz\_RB\_50\_0\_NTNV



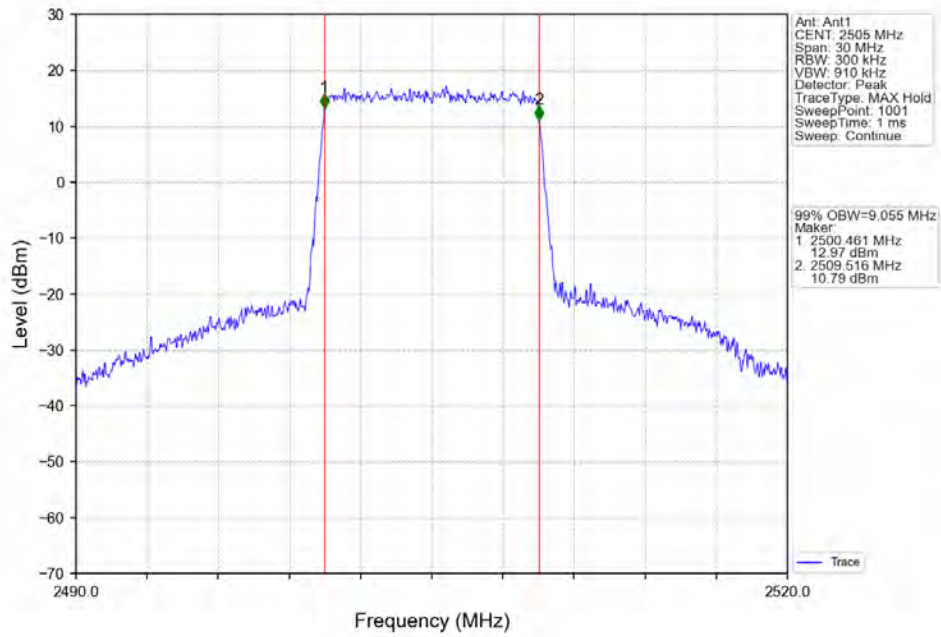
Band7\_10MHz\_QPSK\_MCH\_2535MHz\_RB\_50\_0\_NTNV



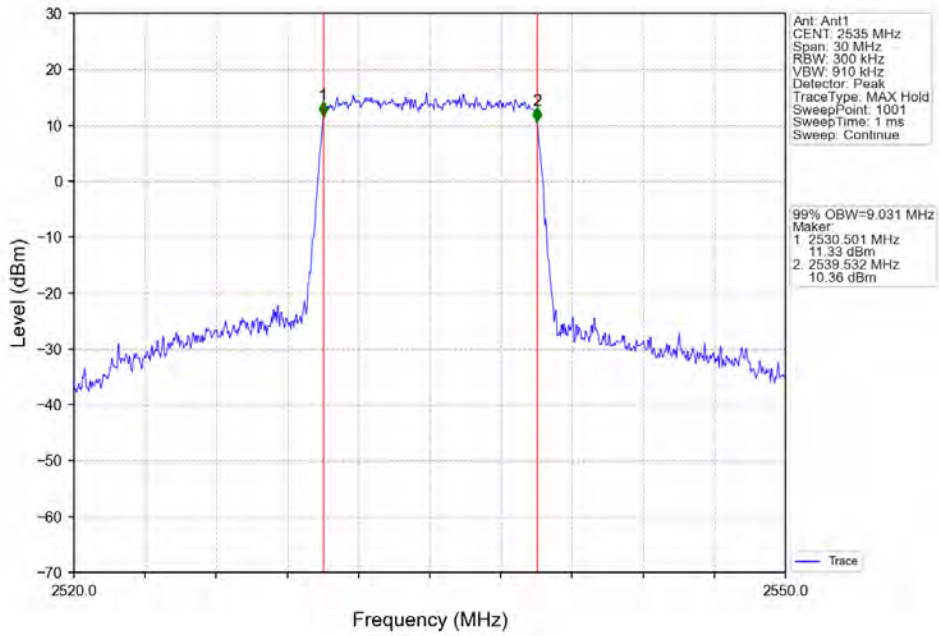
Band7\_10MHz\_QPSK\_HCH\_2565MHz\_RB\_50\_0\_NTNV



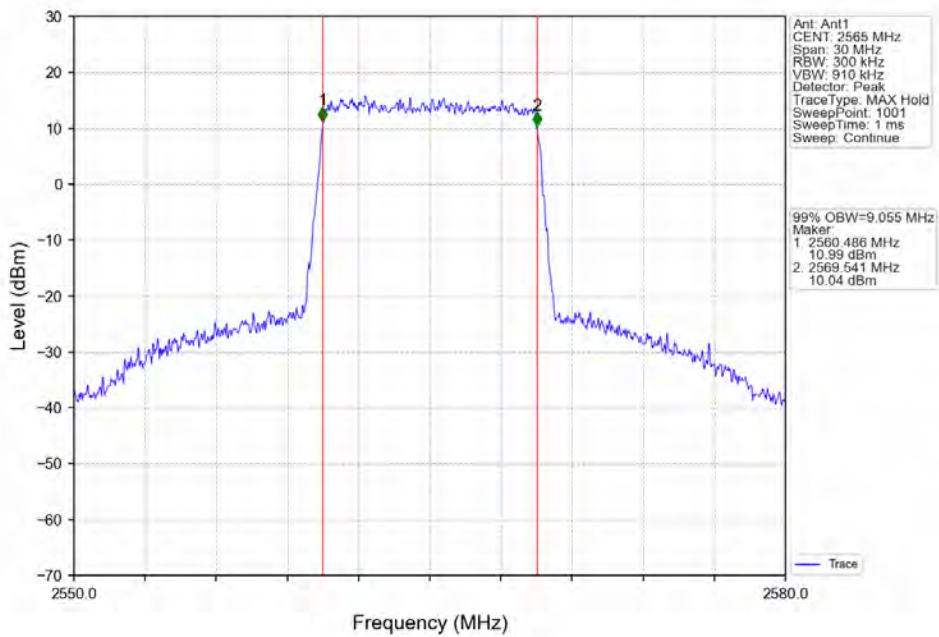
Band7\_10MHz\_16QAM\_LCH\_2505MHz\_RB\_50\_0\_NTNV



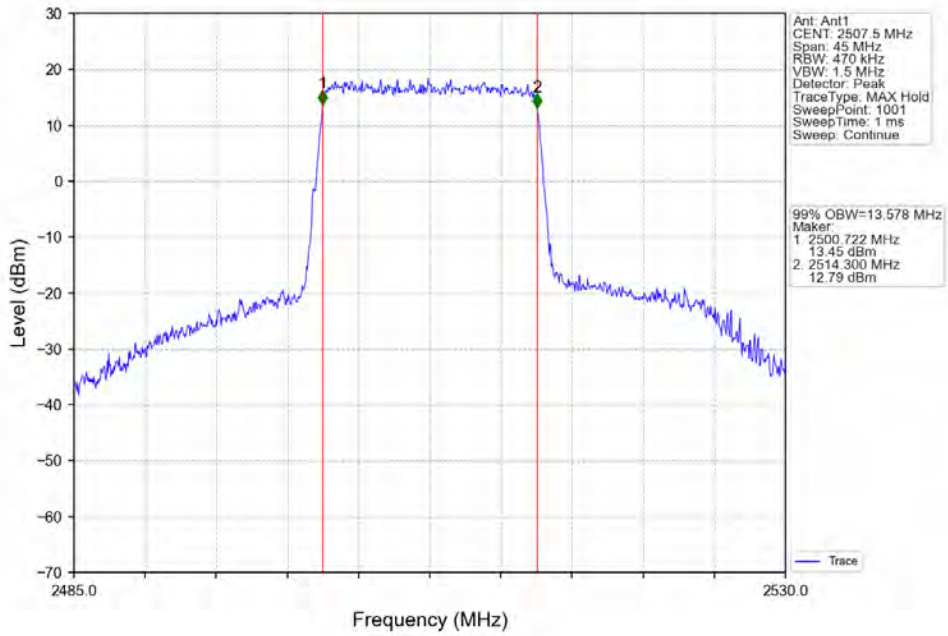
Band7\_10MHz\_16QAM\_MCH\_2535MHz\_RB\_50\_0\_NTNV



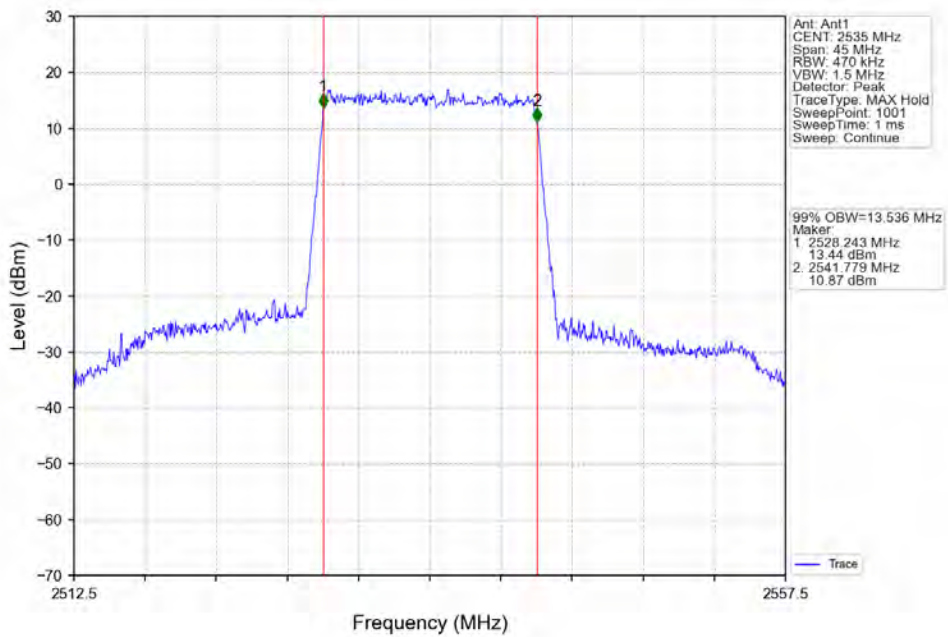
Band7\_10MHz\_16QAM\_HCH\_2565MHz\_RB\_50\_0\_NTNV



Band7\_15MHz\_QPSK\_LCH\_2507.5MHz\_RB\_75\_0\_NTNV

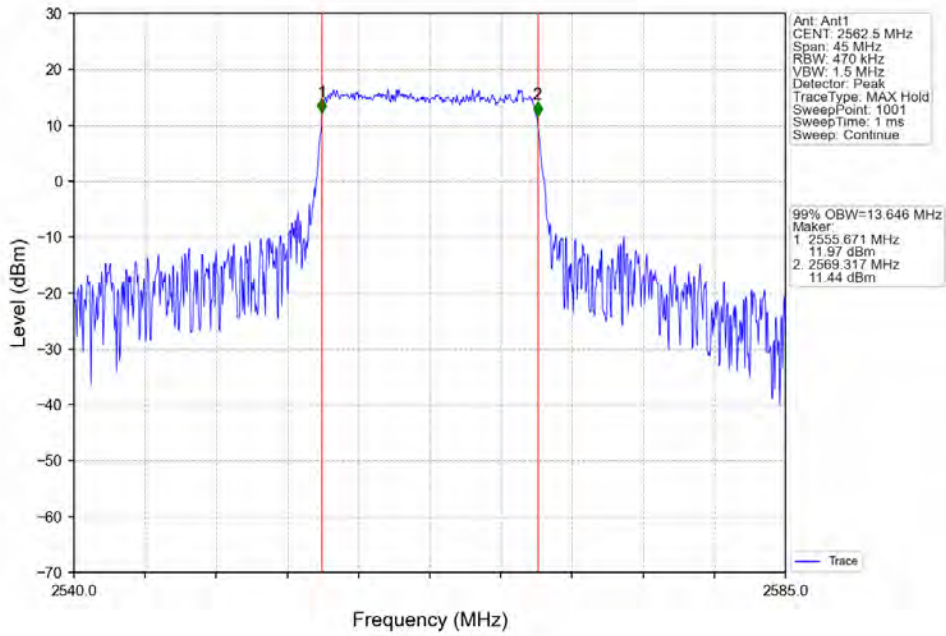


Band7\_15MHz\_QPSK\_MCH\_2535MHz\_RB\_75\_0\_NTNV

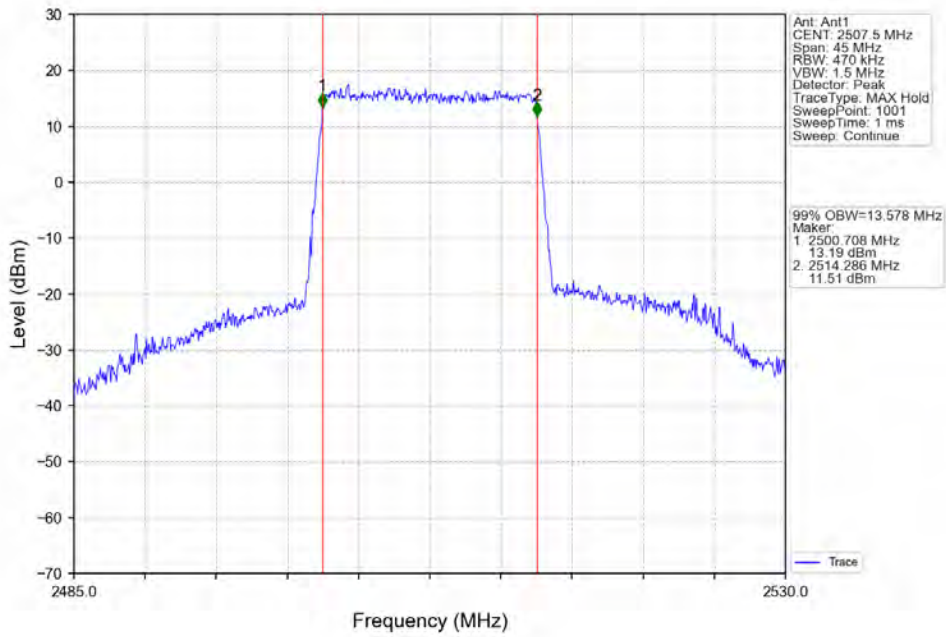




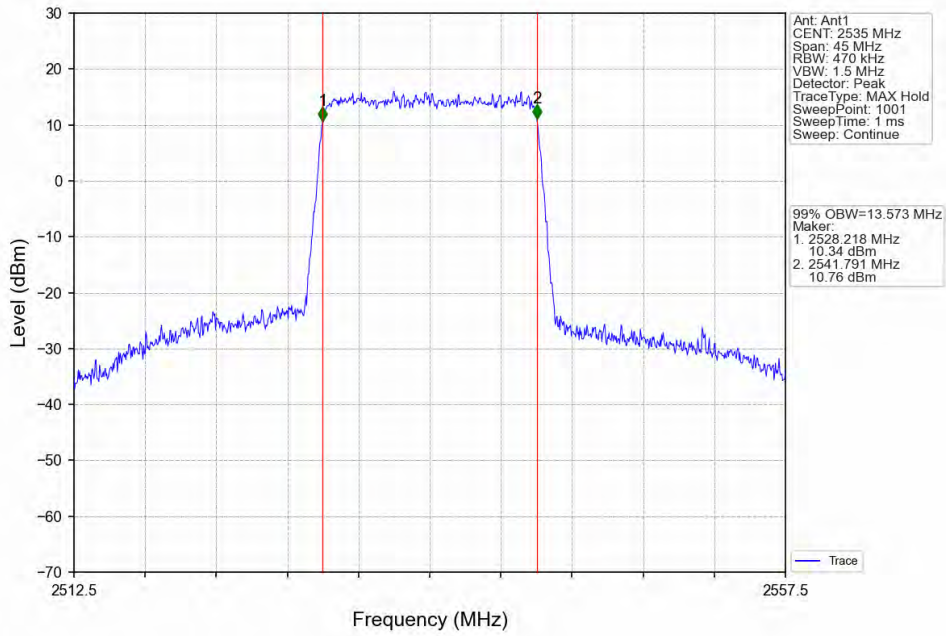
Band7\_15MHz\_QPSK\_HCH\_2562.5MHz\_RB\_75\_0\_NTNV



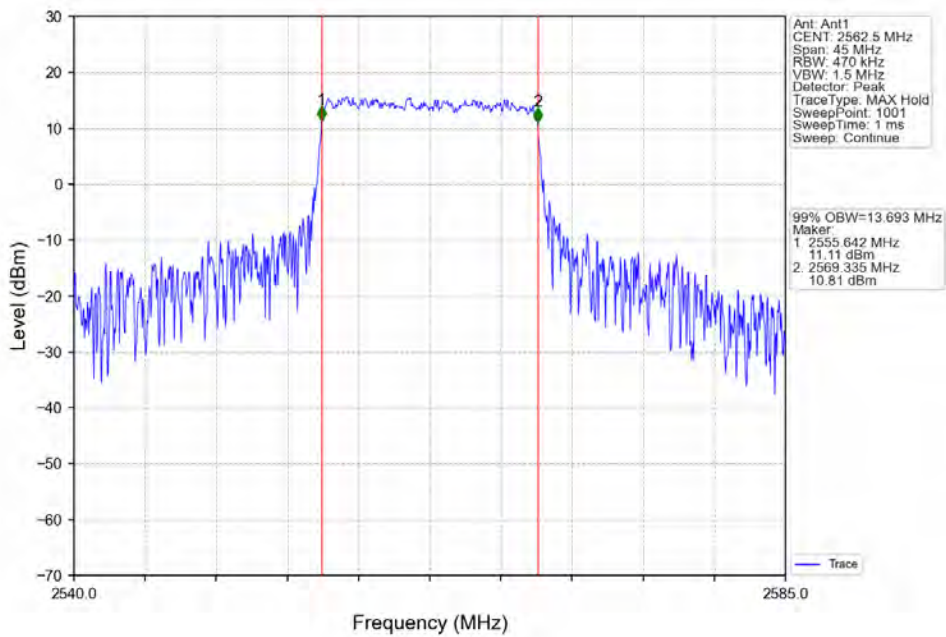
Band7\_15MHz\_16QAM\_LCH\_2507.5MHz\_RB\_75\_0\_NTNV



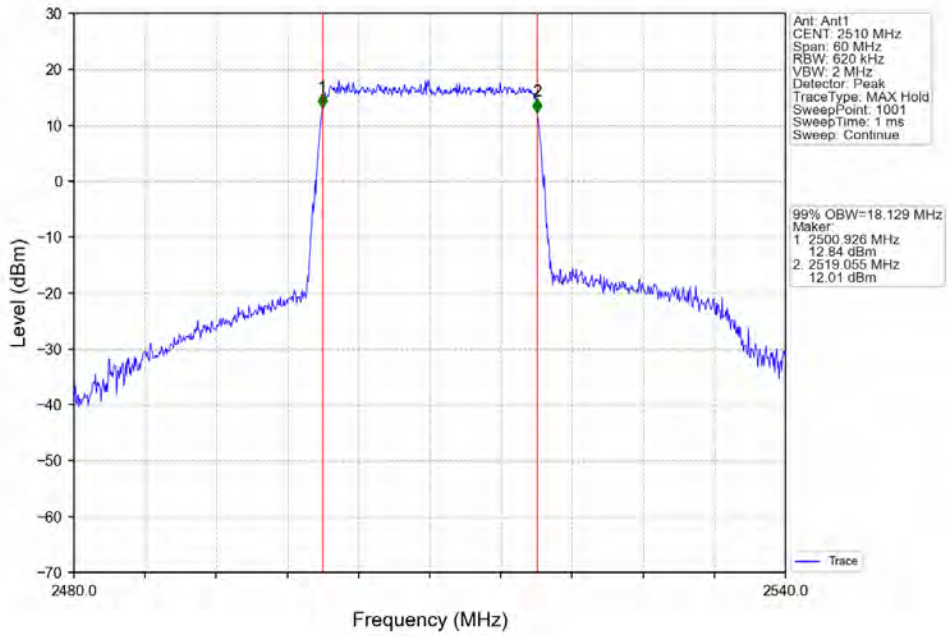
Band7\_15MHz\_16QAM\_MCH\_2535MHz\_RB\_75\_0\_NTNV



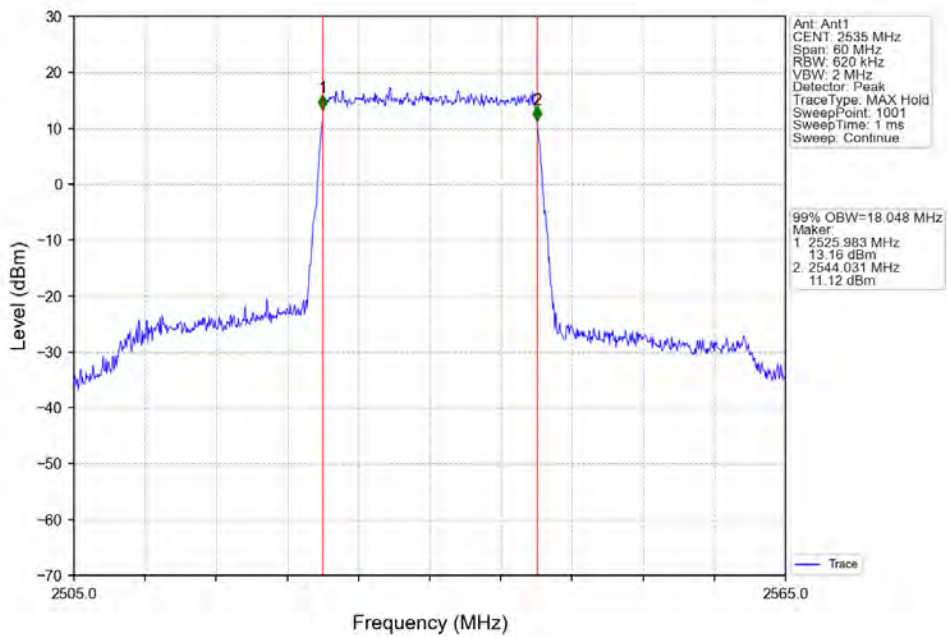
Band7\_15MHz\_16QAM\_HCH\_2562.5MHz\_RB\_75\_0\_NTNV



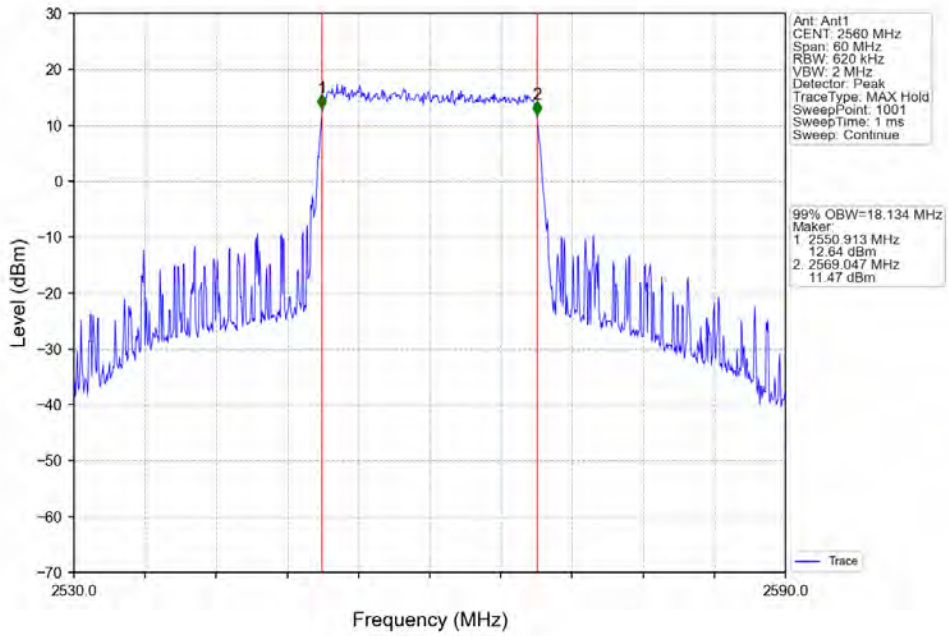
Band7\_20MHz\_QPSK\_LCH\_2510MHz\_RB\_100\_0\_NTNV



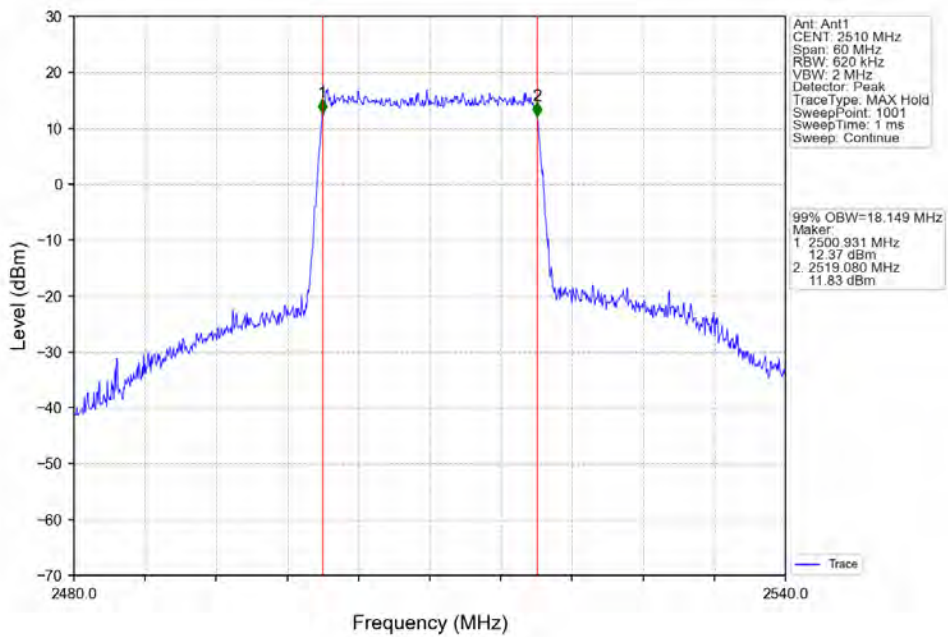
Band7\_20MHz\_QPSK\_MCH\_2535MHz\_RB\_100\_0\_NTNV



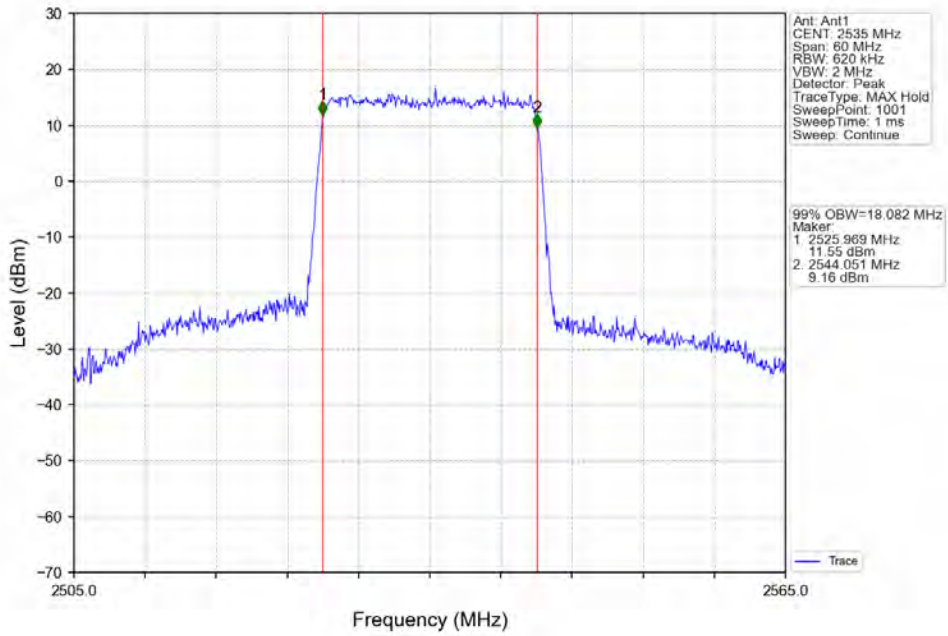
Band7\_20MHz\_QPSK\_HCH\_2560MHz\_RB\_100\_0\_NTNV



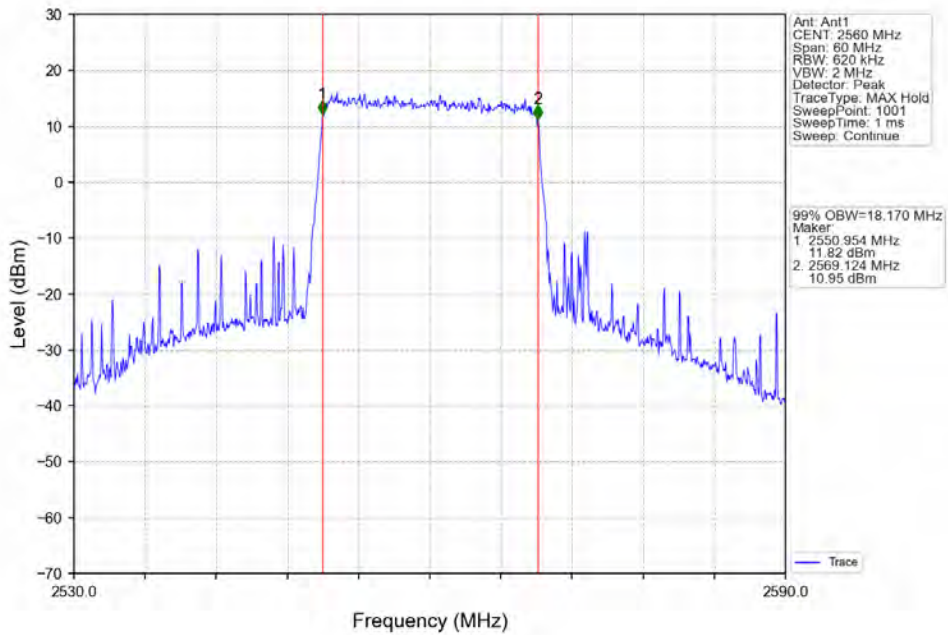
Band7\_20MHz\_16QAM\_LCH\_2510MHz\_RB\_100\_0\_NTNV



Band7\_20MHz\_16QAM\_MCH\_2535MHz\_RB\_100\_0\_NTNV



Band7\_20MHz\_16QAM\_HCH\_2560MHz\_RB\_100\_0\_NTNV

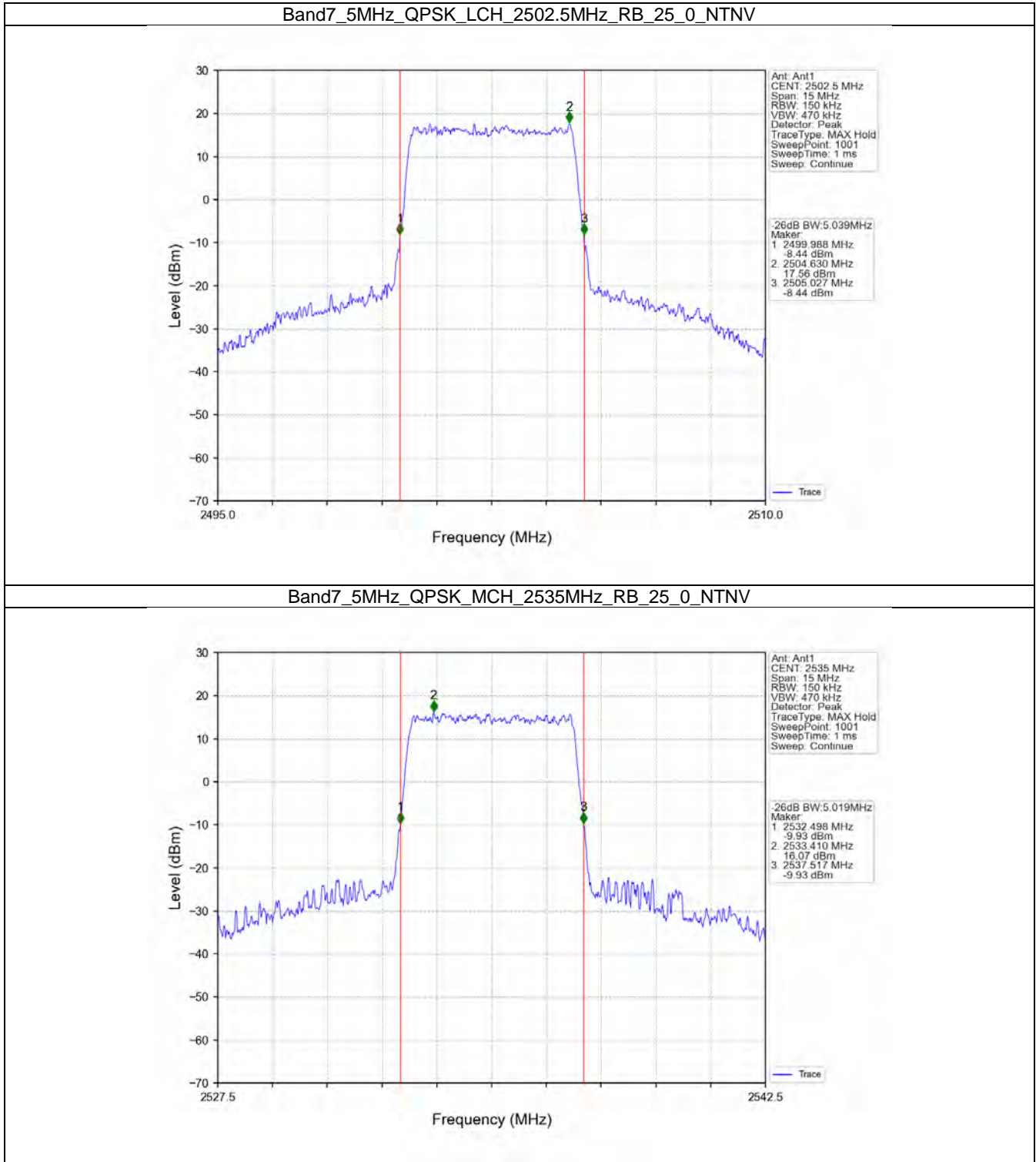


## 4.2 Band7\_XDB

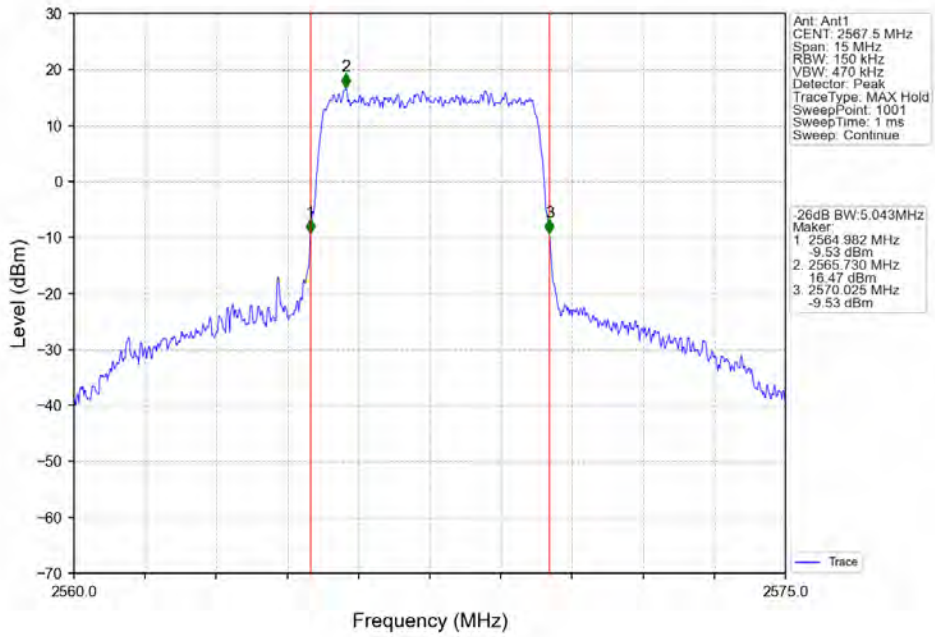
### 4.2.1 Test Result

Band: 7 / NTNV						
Bandwidth (MHz)	Modulation	Frequency (MHz)	RB Allocation		26dB Bandwidth (MHz)	Verdict
			Size	Offset	Result	
5	QPSK	2502.5	25	0	5.039	Pass
		2535	25	0	5.019	Pass
		2567.5	25	0	5.043	Pass
	16QAM	2502.5	25	0	5.032	Pass
		2535	25	0	5.032	Pass
		2567.5	25	0	4.979	Pass
10	QPSK	2505	50	0	9.915	Pass
		2535	50	0	9.957	Pass
		2565	50	0	9.978	Pass
	16QAM	2505	50	0	9.904	Pass
		2535	50	0	9.854	Pass
		2565	50	0	9.946	Pass
15	QPSK	2507.5	75	0	14.924	Pass
		2535	75	0	14.901	Pass
		2562.5	75	0	16.885	Pass
	16QAM	2507.5	75	0	14.934	Pass
		2535	75	0	14.902	Pass
		2562.5	75	0	24.603	Pass
20	QPSK	2510	100	0	19.856	Pass
		2535	100	0	19.813	Pass
		2560	100	0	20.325	Pass
	16QAM	2510	100	0	19.681	Pass
		2535	100	0	19.643	Pass
		2560	100	0	26.476	Pass

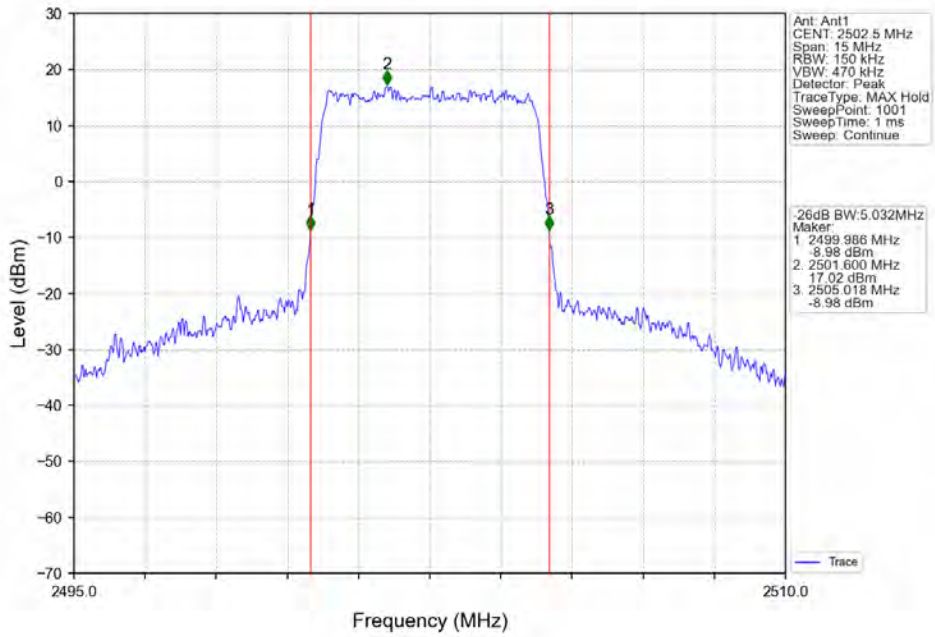
## 4.2.2 Test Graph



Band7\_5MHz\_QPSK\_HCH\_2567.5MHz\_RB\_25\_0\_NTNV

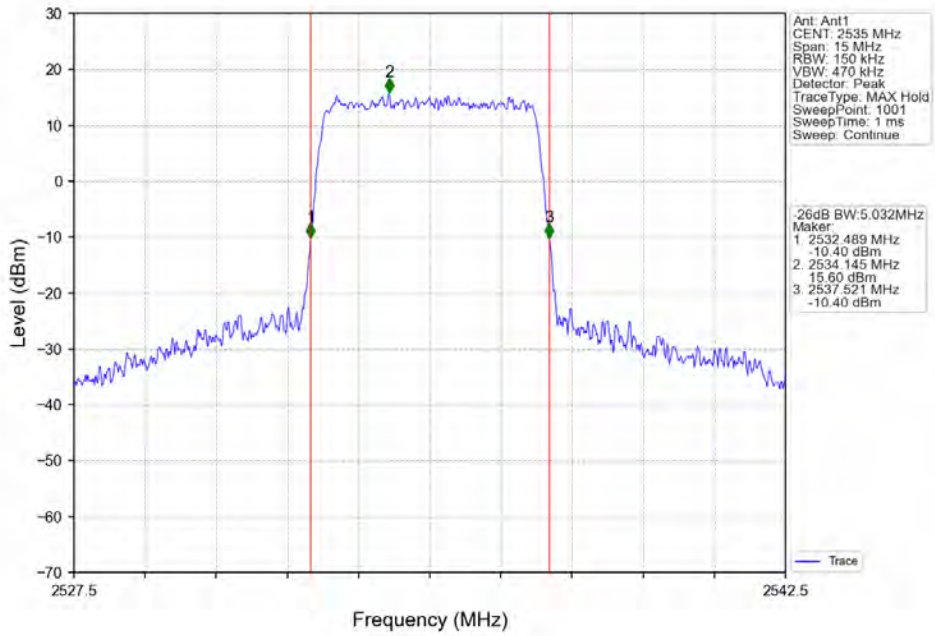


Band7\_5MHz\_16QAM\_LCH\_2502.5MHz\_RB\_25\_0\_NTNV

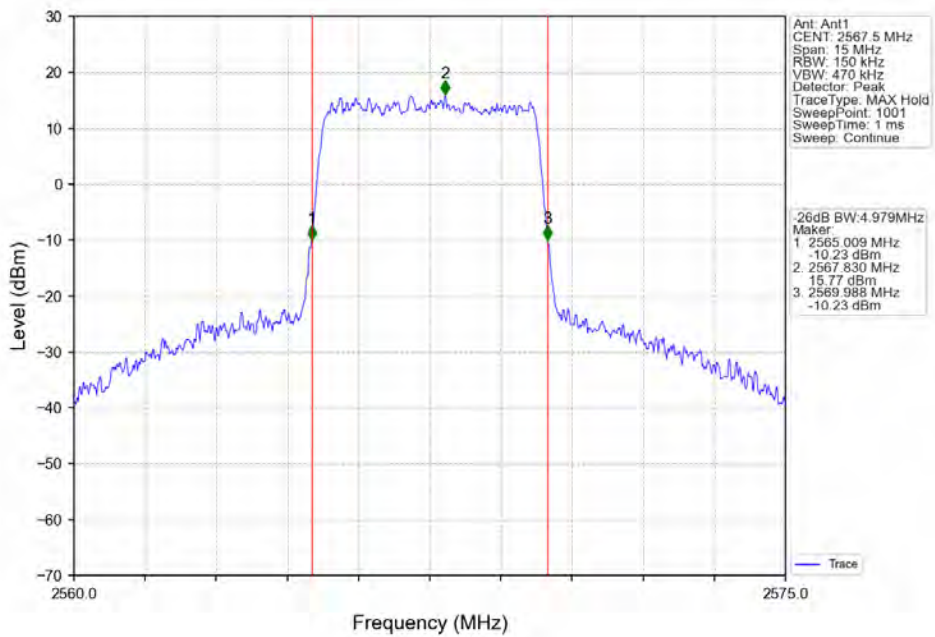




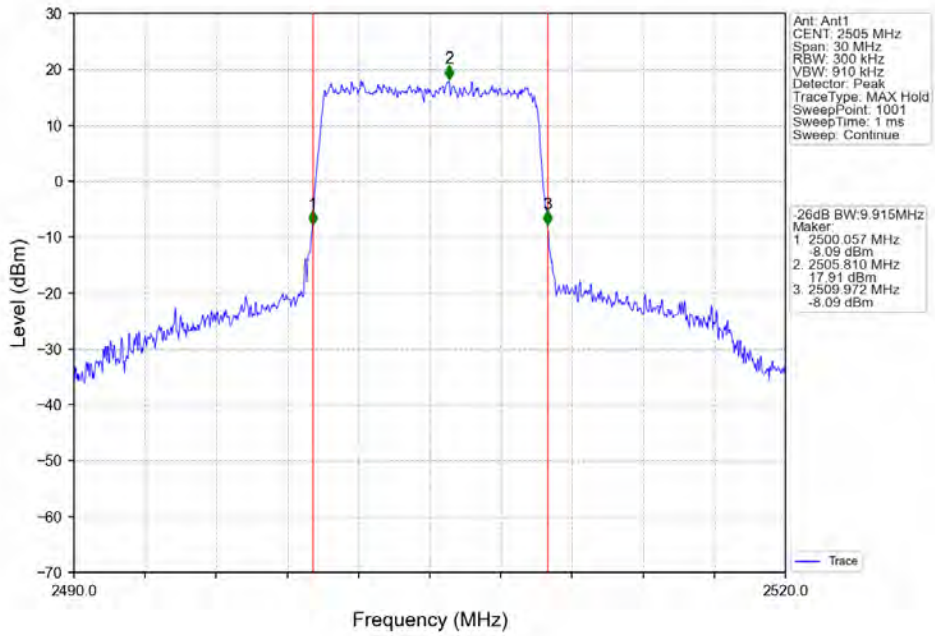
Band7\_5MHz\_16QAM\_MCH\_2535MHz\_RB\_25\_0\_NTNV



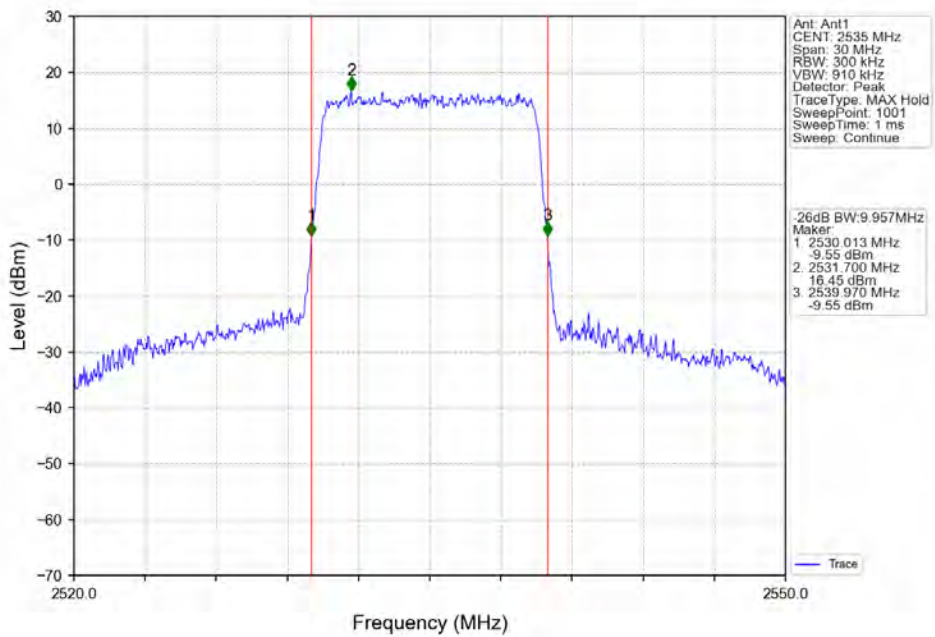
Band7\_5MHz\_16QAM\_HCH\_2567.5MHz\_RB\_25\_0\_NTNV



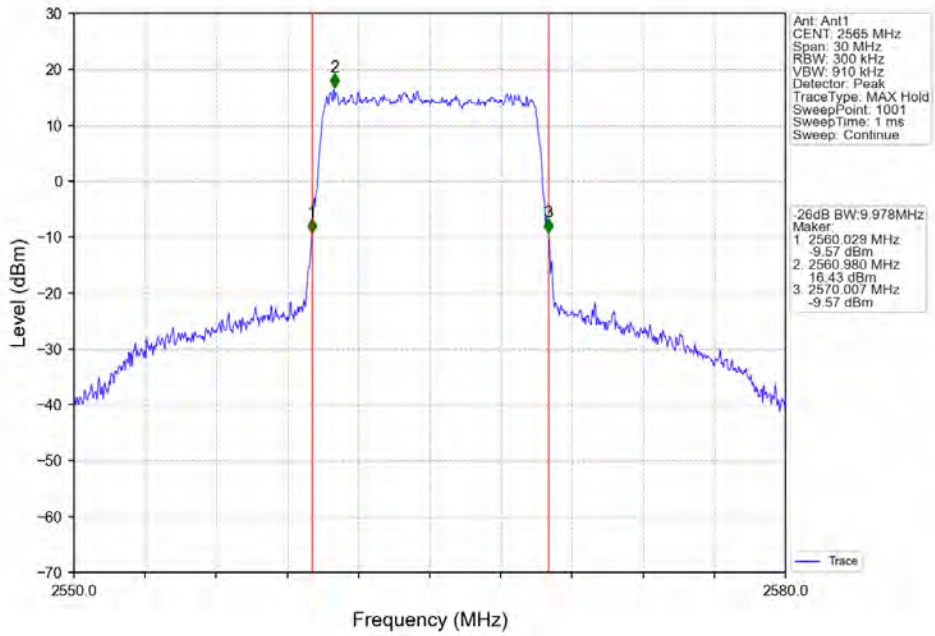
Band7\_10MHz\_QPSK\_LCH\_2505MHz\_RB\_50\_0\_NTNV



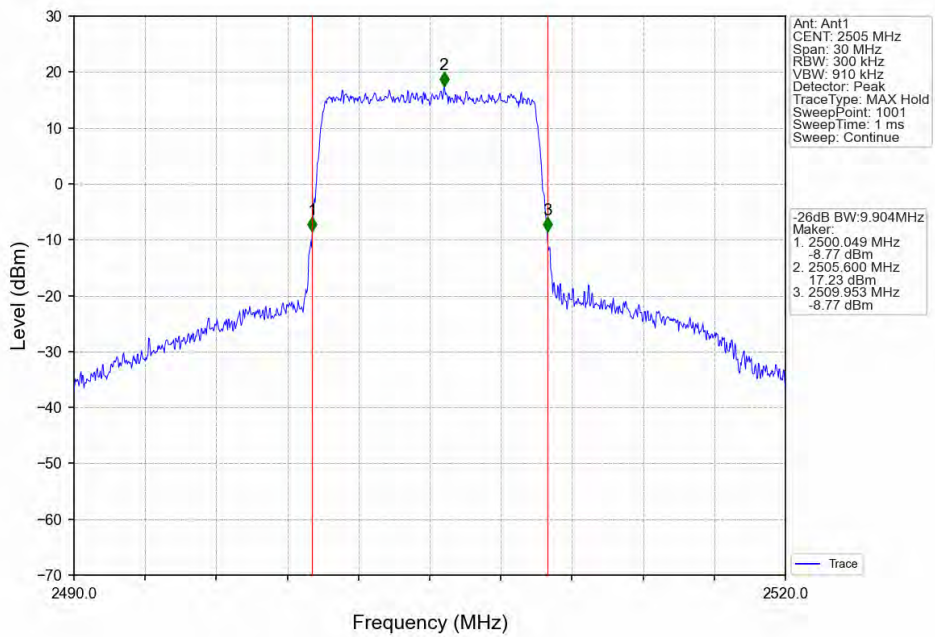
Band7\_10MHz\_QPSK\_MCH\_2535MHz\_RB\_50\_0\_NTNV



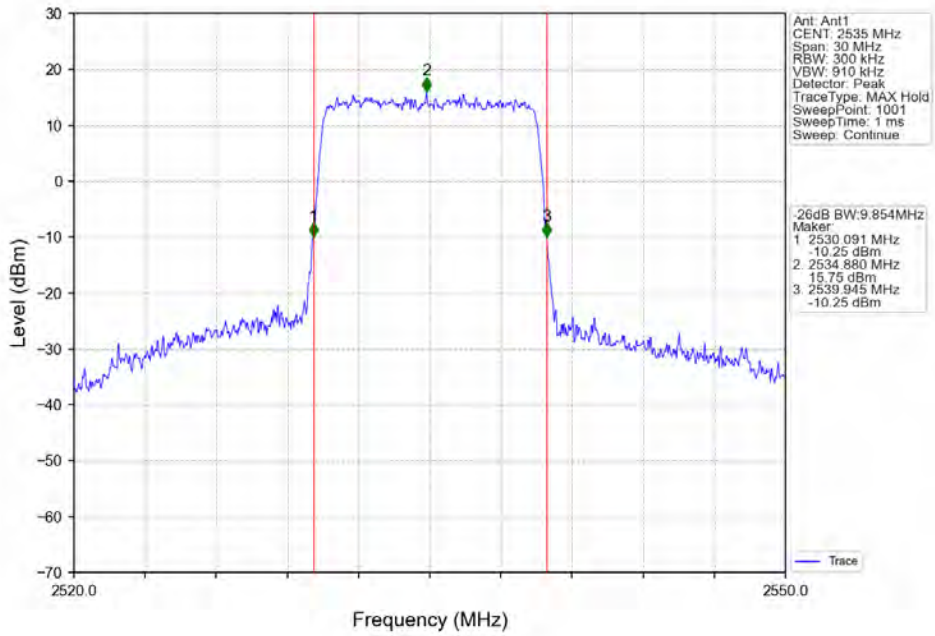
Band7\_10MHz\_QPSK\_HCH\_2565MHz\_RB\_50\_0\_NTNV



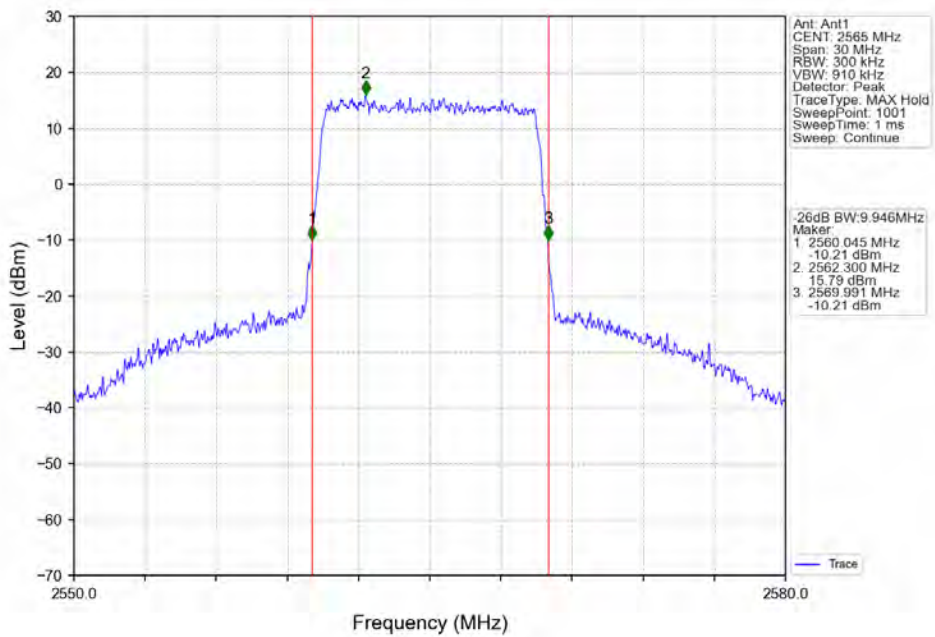
Band7\_10MHz\_16QAM\_LCH\_2505MHz\_RB\_50\_0\_NTNV



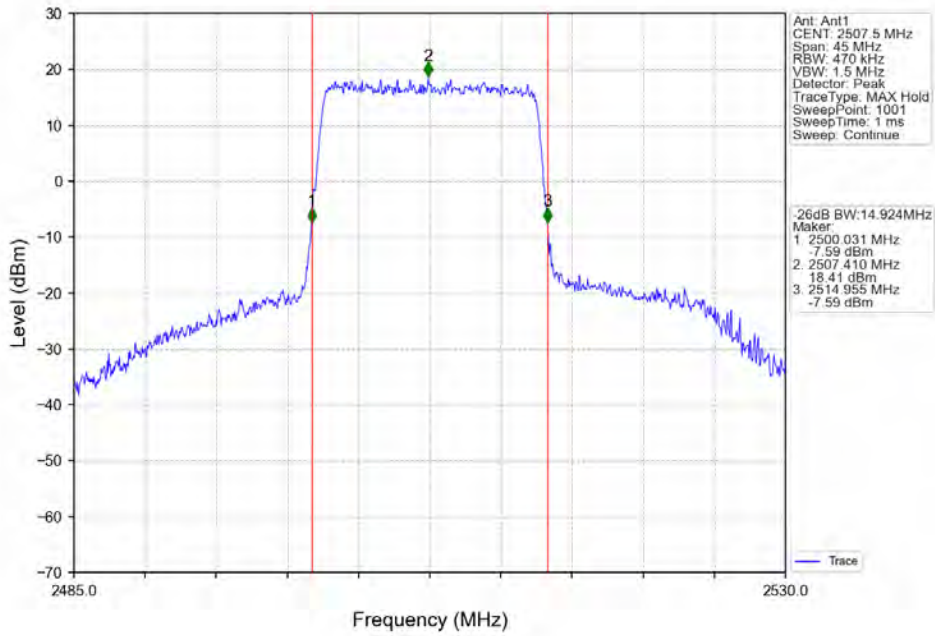
Band7\_10MHz\_16QAM\_MCH\_2535MHz\_RB\_50\_0\_NTNV



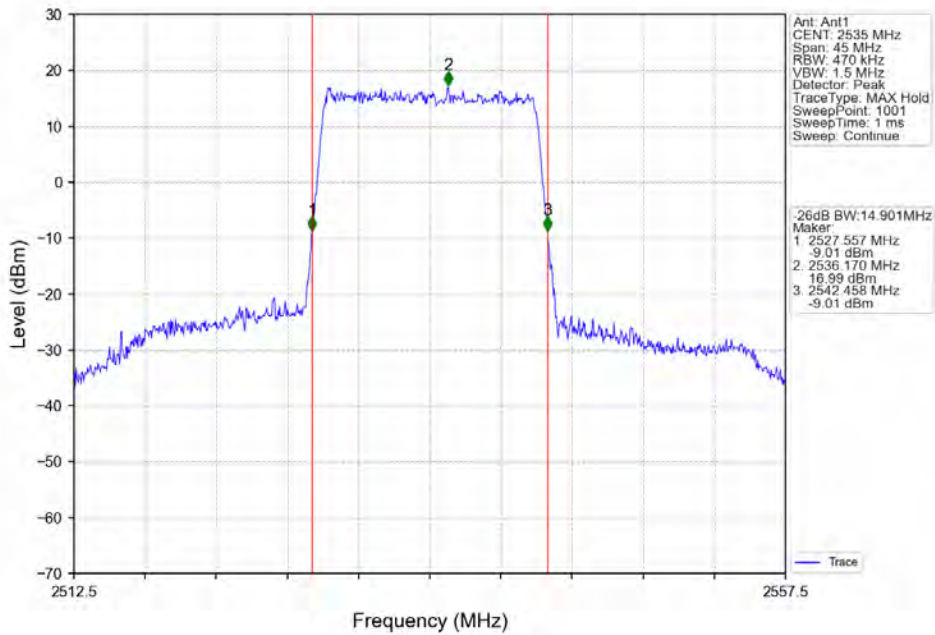
Band7\_10MHz\_16QAM\_HCH\_2565MHz\_RB\_50\_0\_NTNV



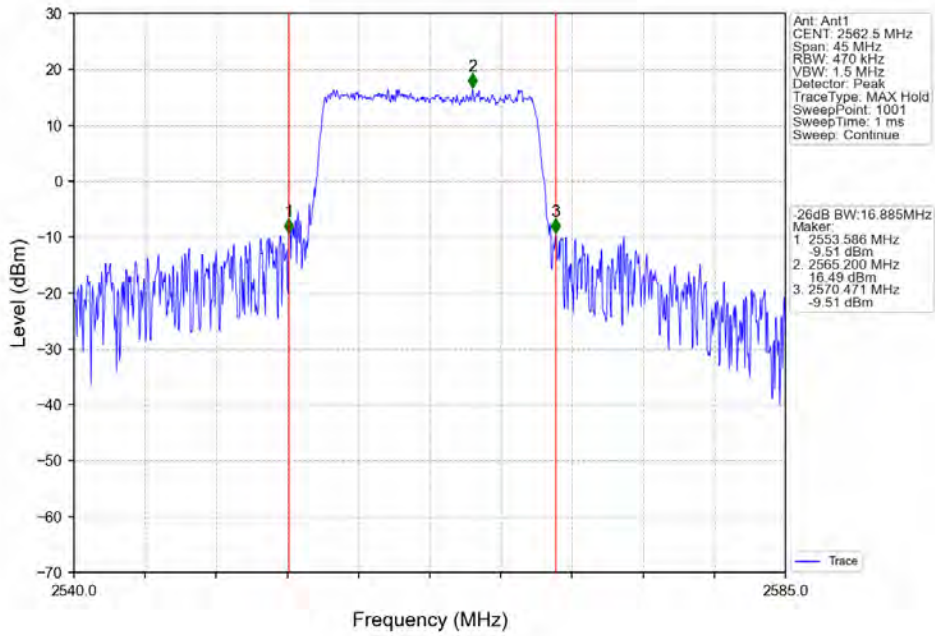
Band7\_15MHz\_QPSK\_LCH\_2507.5MHz\_RB\_75\_0\_NTNV



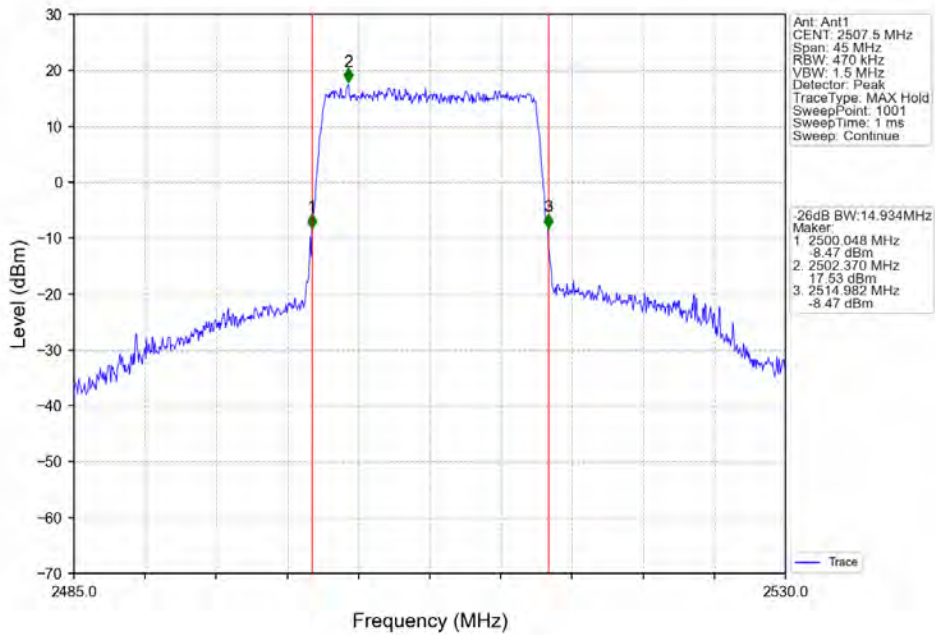
Band7\_15MHz\_QPSK\_MCH\_2535MHz\_RB\_75\_0\_NTNV



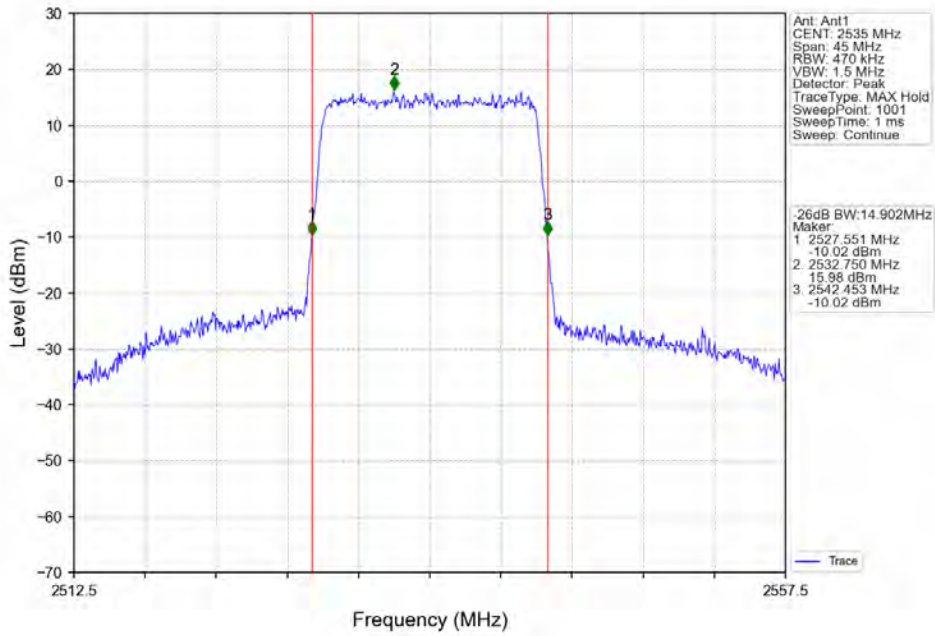
Band7\_15MHz\_QPSK\_HCH\_2562.5MHz\_RB\_75\_0\_NTNV



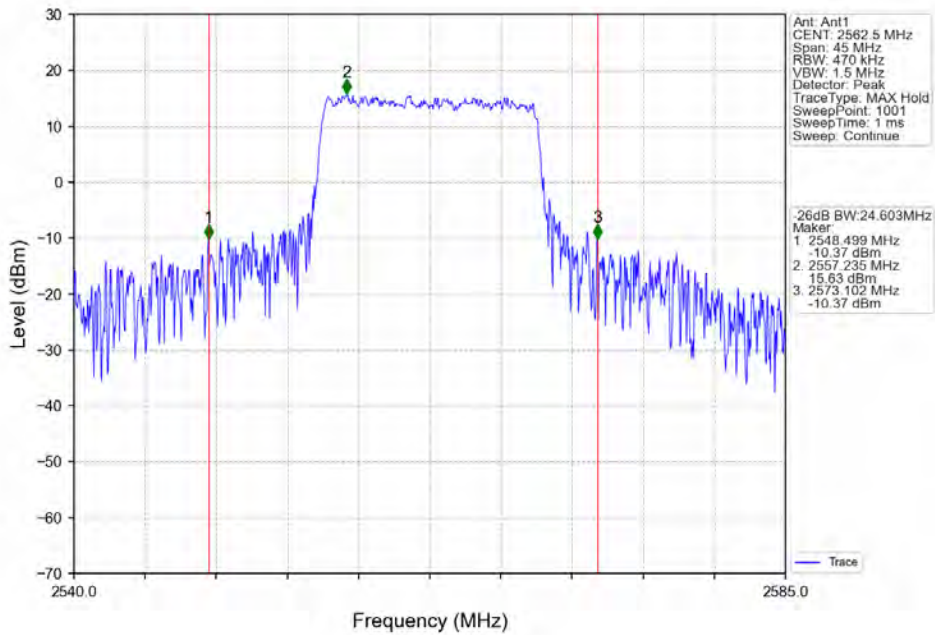
Band7\_15MHz\_16QAM\_LCH\_2507.5MHz\_RB\_75\_0\_NTNV



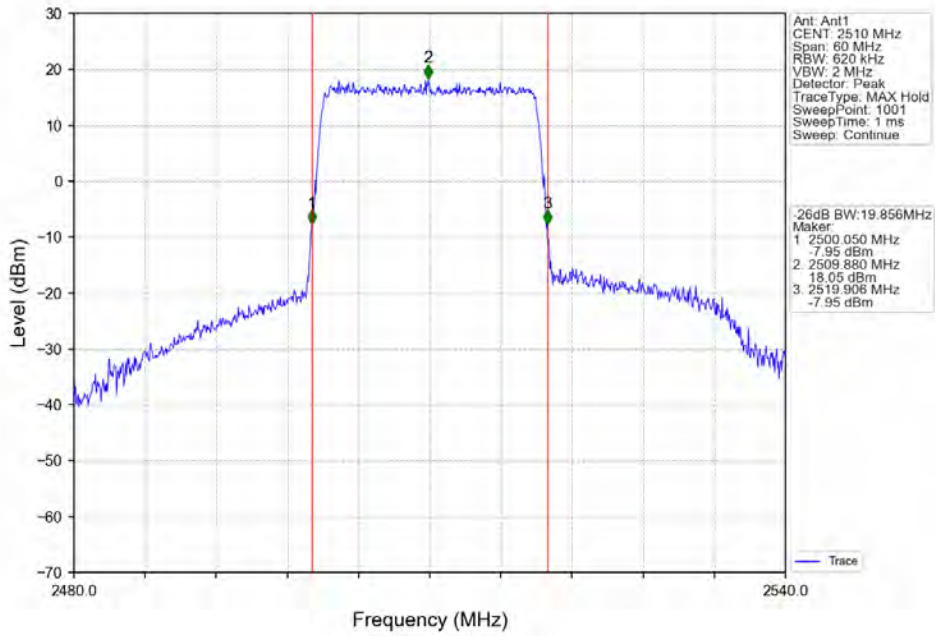
Band7\_15MHz\_16QAM\_MCH\_2535MHz\_RB\_75\_0\_NTNV



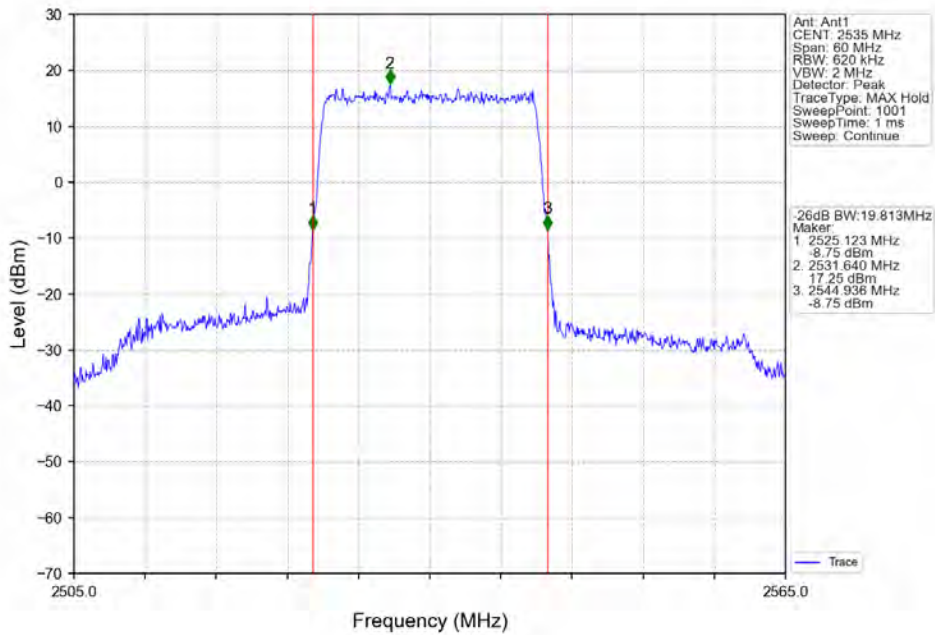
Band7\_15MHz\_16QAM\_HCH\_2562.5MHz\_RB\_75\_0\_NTNV



Band7\_20MHz\_QPSK\_LCH\_2510MHz\_RB\_100\_0\_NTNV

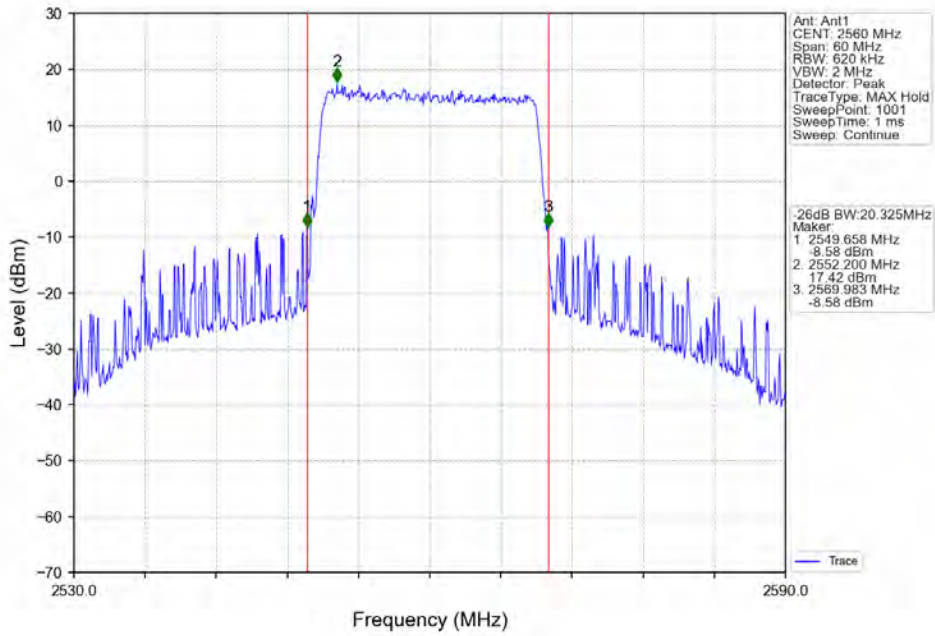


Band7\_20MHz\_QPSK\_MCH\_2535MHz\_RB\_100\_0\_NTNV

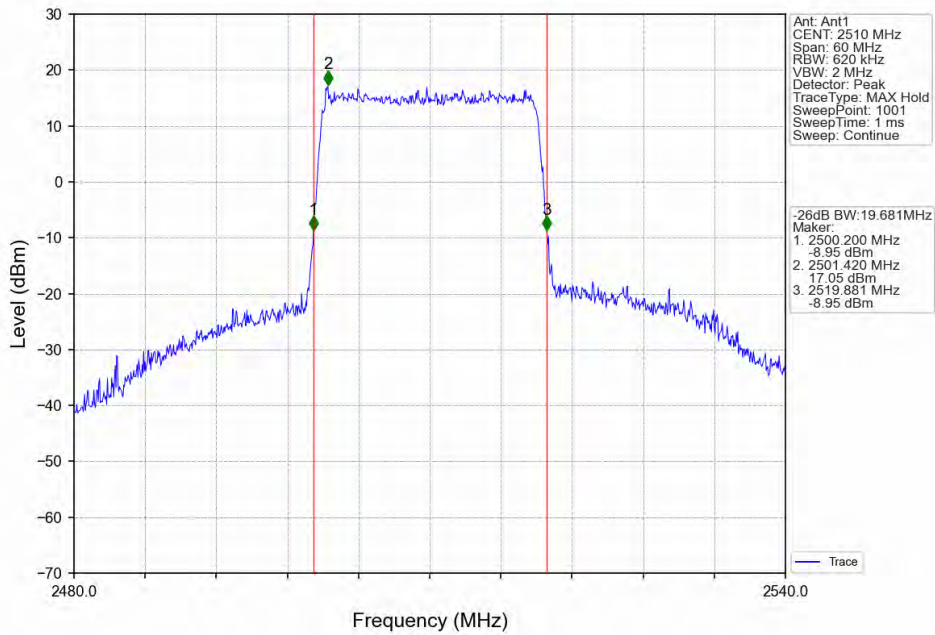




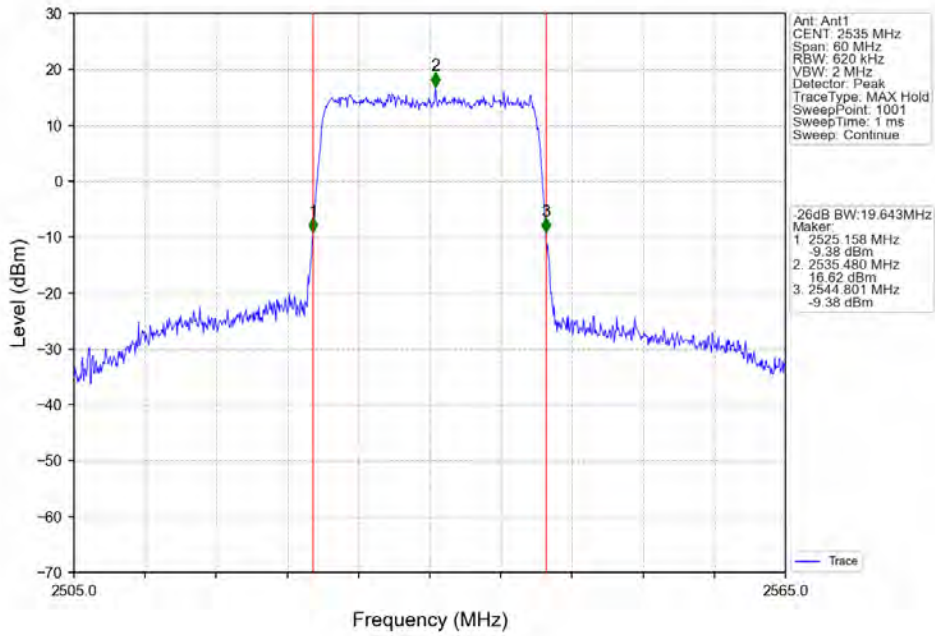
Band7\_20MHz\_QPSK\_HCH\_2560MHz\_RB\_100\_0\_NTNV



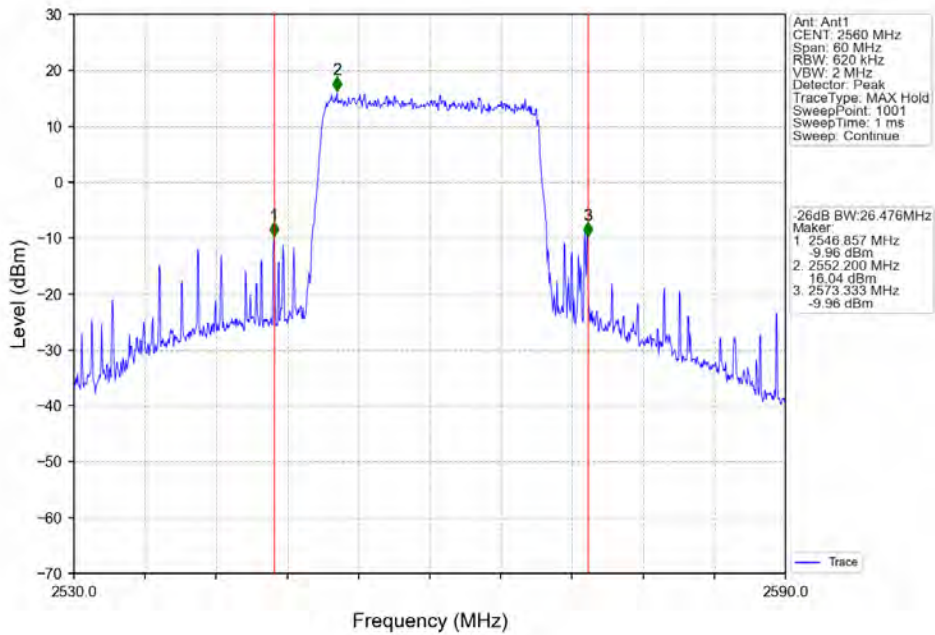
Band7\_20MHz\_16QAM\_LCH\_2510MHz\_RB\_100\_0\_NTNV



Band7\_20MHz\_16QAM\_MCH\_2535MHz\_RB\_100\_0\_NTNV



Band7\_20MHz\_16QAM\_HCH\_2560MHz\_RB\_100\_0\_NTNV



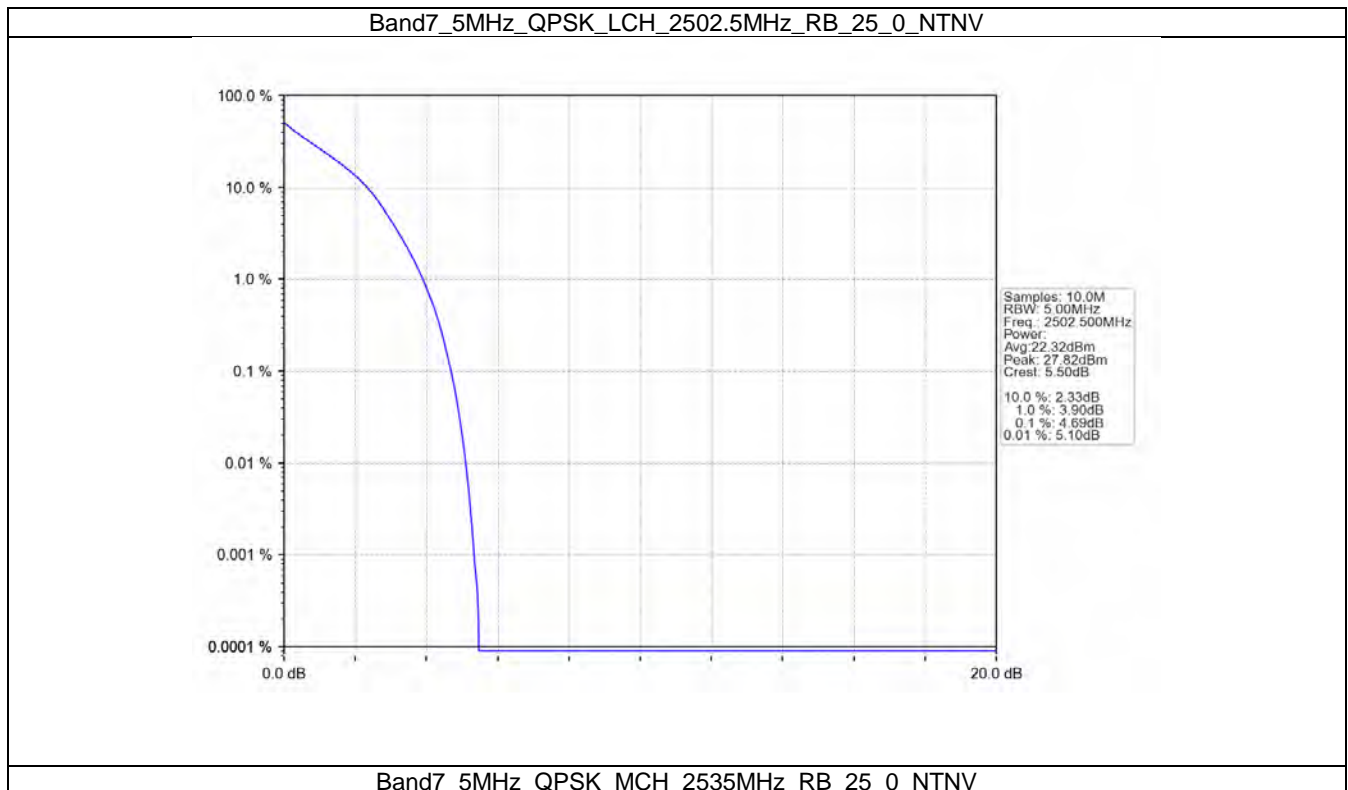
## 5. Peak-Average Ratio

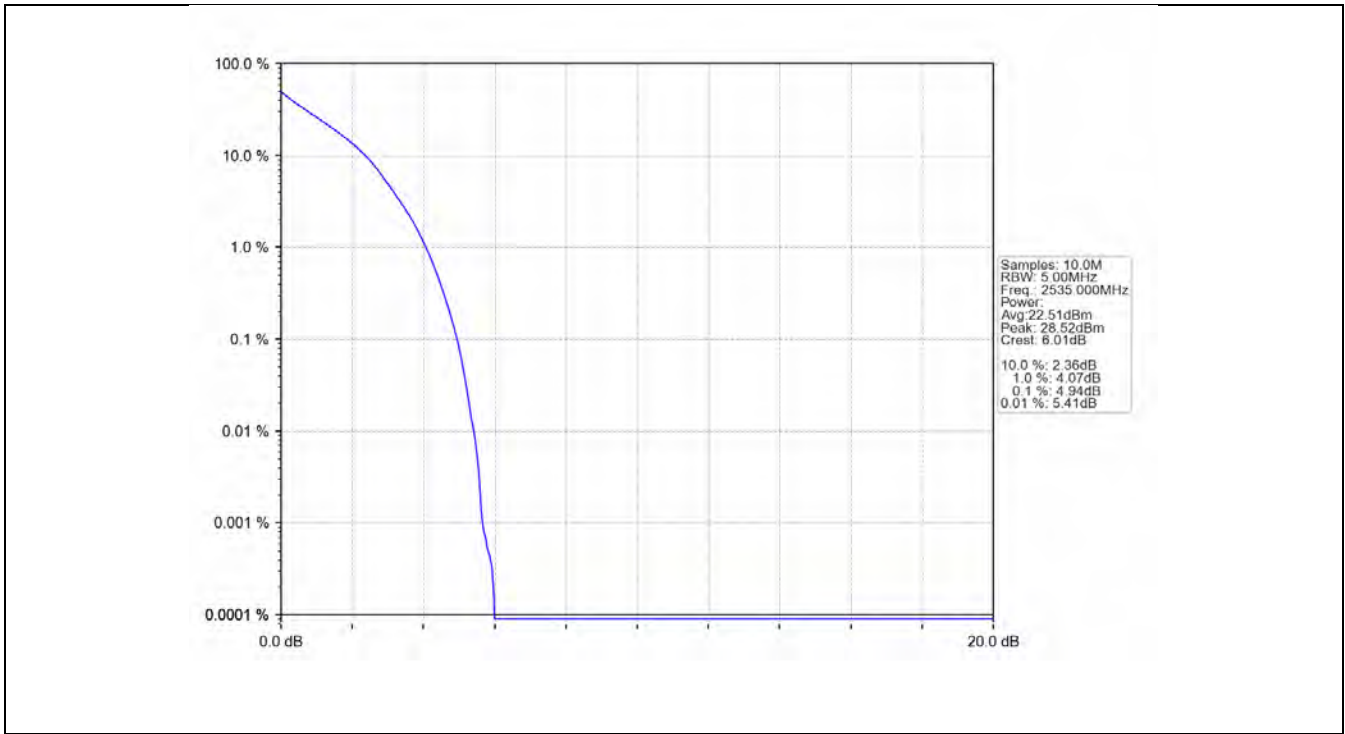
### 5.1 B7\_5MHz

#### 5.1.1 Test Result

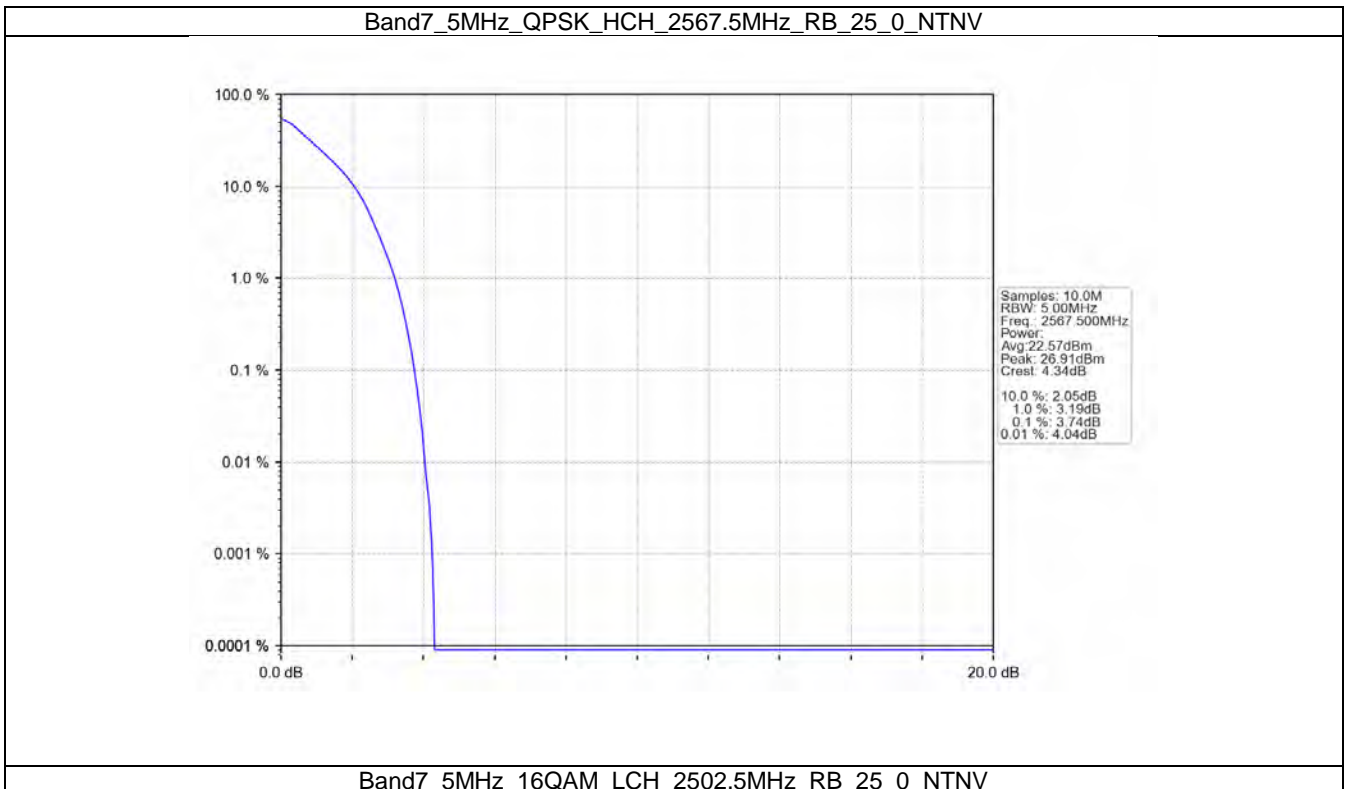
Band: 7 / Bandwidth: 5MHz / NTV						
Modulation	Frequency (MHz)	RB Allocation		Peak-Average Ratio (dB)		Verdict
		Size	Offset	Result	Limit	
QPSK	2502.5	25	0	4.69	<=13	Pass
	2535	25	0	4.94	<=13	Pass
	2567.5	25	0	3.74	<=13	Pass
16QAM	2502.5	25	0	5.37	<=13	Pass
	2535	25	0	5.65	<=13	Pass
	2567.5	25	0	4.51	<=13	Pass

#### 5.1.2 Test Graph

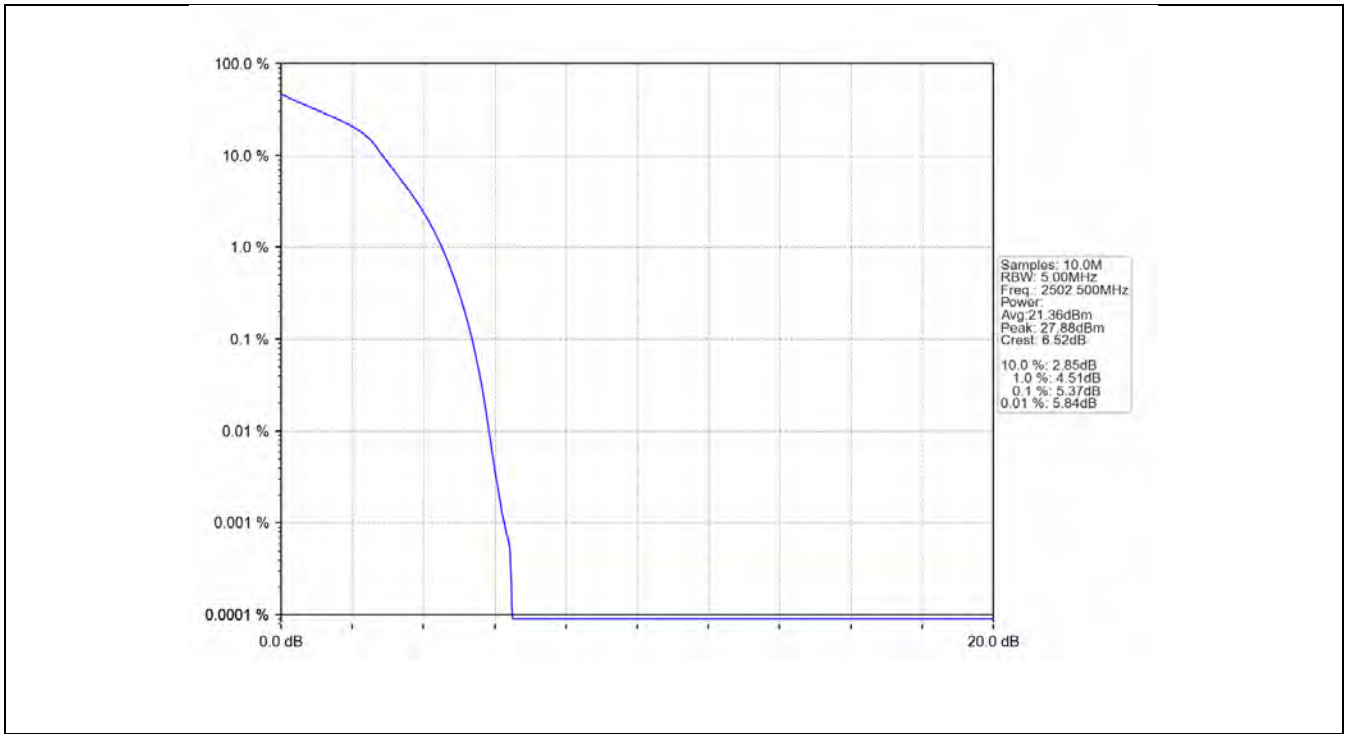




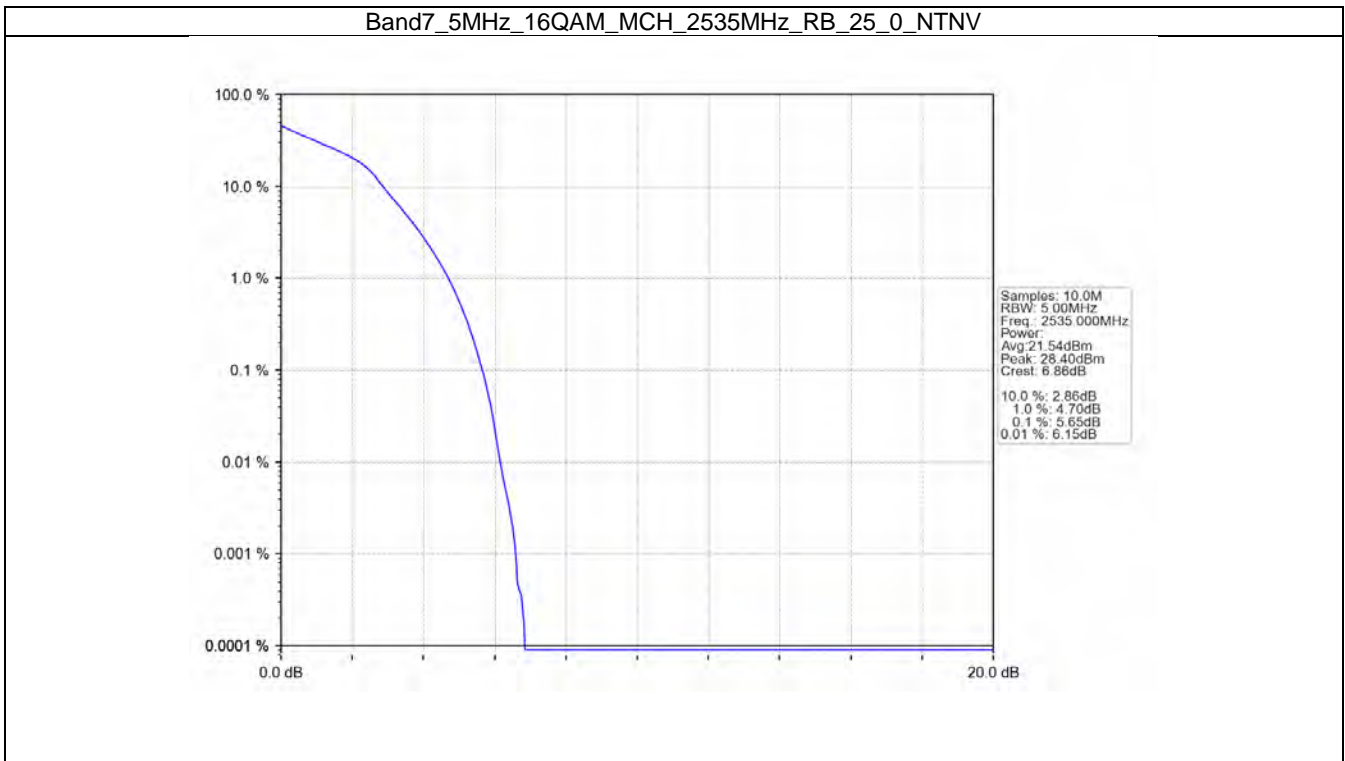
Band7\_5MHz\_QPSK\_HCH\_2567.5MHz\_RB\_25\_0\_NTNV



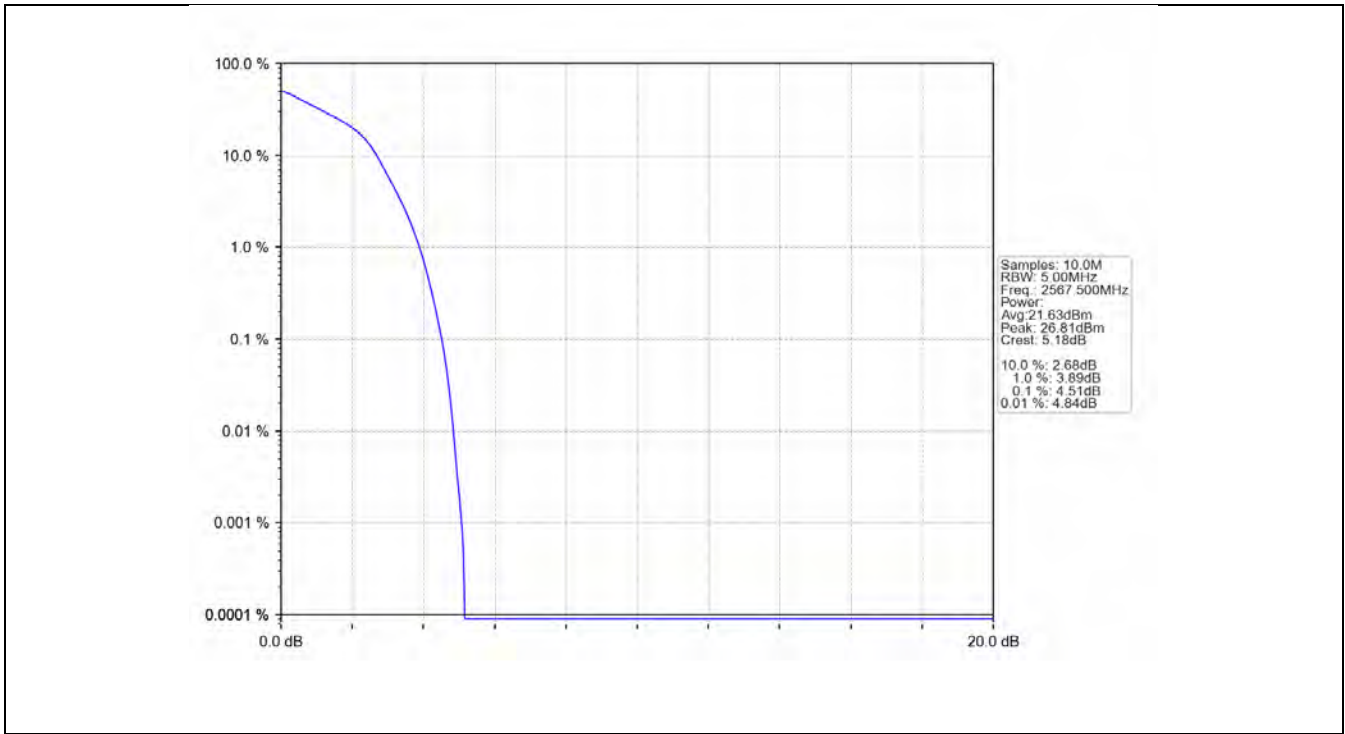
Band7\_5MHz\_16QAM\_LCH\_2502.5MHz\_RB\_25\_0\_NTNV



Band7\_5MHz\_16QAM\_MCH\_2535MHz\_RB\_25\_0\_NTNV



Band7\_5MHz\_16QAM\_HCH\_2567.5MHz\_RB\_25\_0\_NTNV



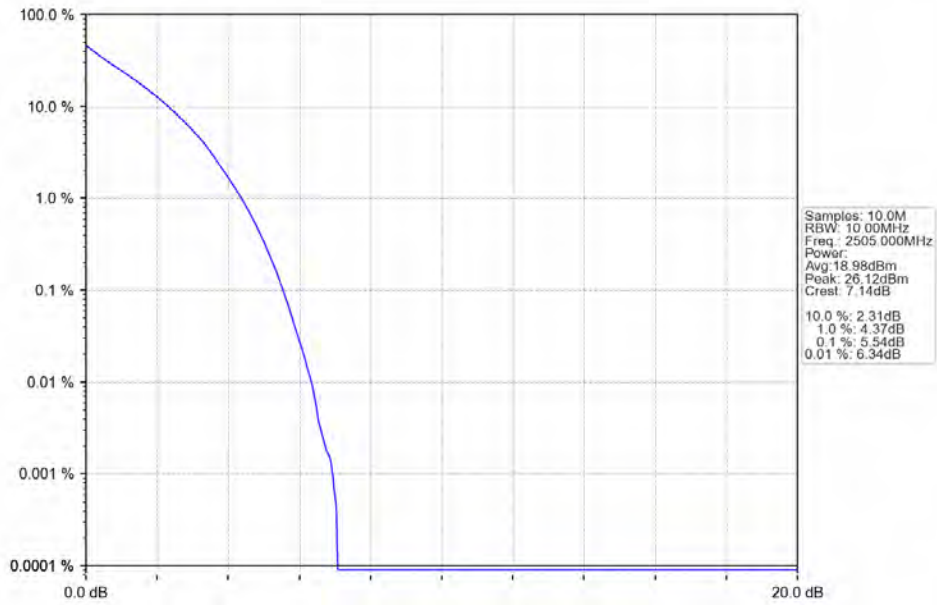
## 5.2 B7\_10MHz

### 5.2.1 Test Result

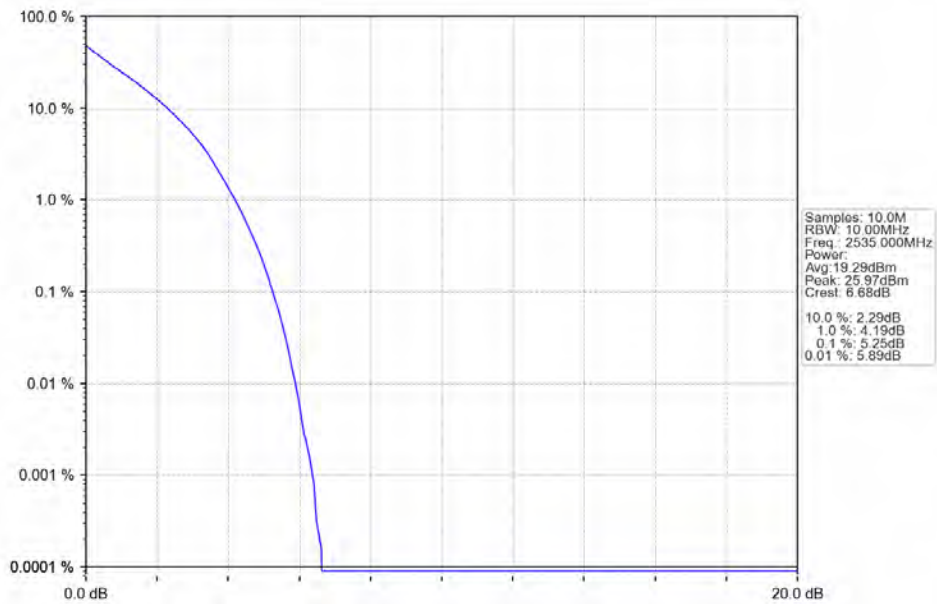
Band: 7 / Bandwidth: 10MHz / NTV						
Modulation	Frequency (MHz)	RB Allocation		Peak-Average Ratio (dB)		Verdict
		Size	Offset	Result	Limit	
QPSK	2505	50	0	5.54	<=13	Pass
	2535	50	0	5.25	<=13	Pass
	2565	50	0	4.99	<=13	Pass
16QAM	2505	50	0	6.22	<=13	Pass
	2535	50	0	5.97	<=13	Pass
	2565	50	0	5.69	<=13	Pass

### 5.2.2 Test Graph

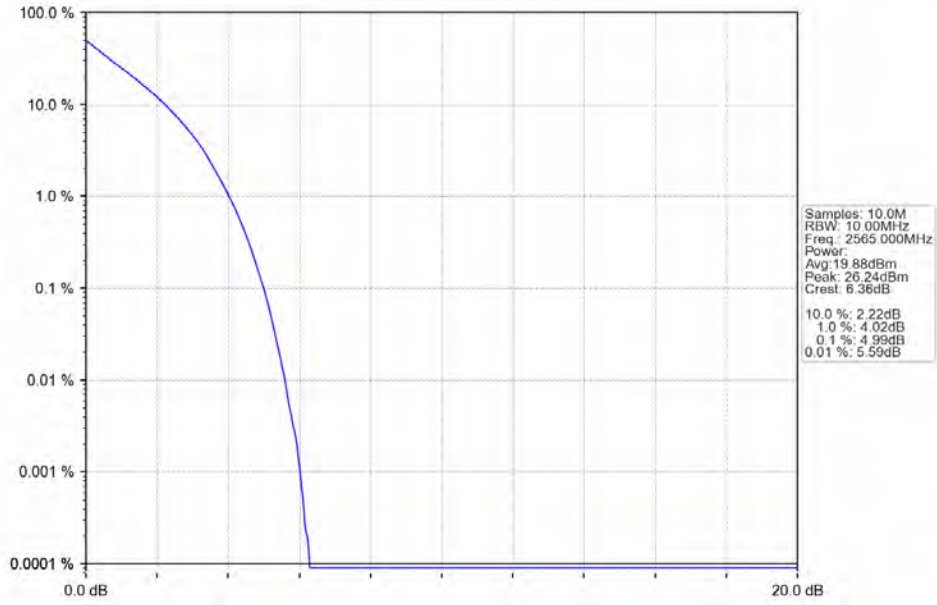
Band7\_10MHz\_QPSK\_LCH\_2505MHz\_RB\_50\_0\_NTV



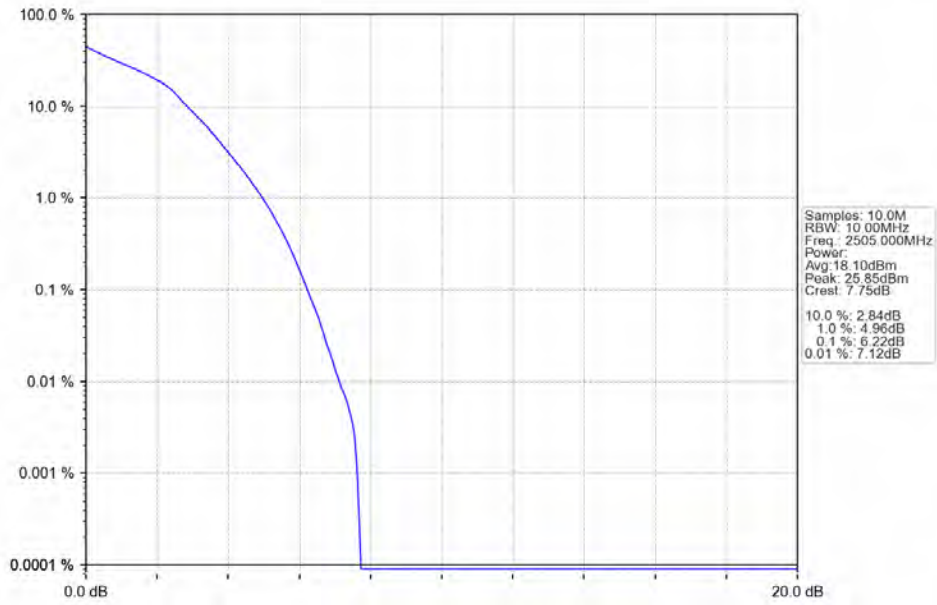
Band7\_10MHz\_QPSK\_MCH\_2535MHz\_RB\_50\_0\_NTNV



Band7\_10MHz\_QPSK\_HCH\_2565MHz\_RB\_50\_0\_NTNV

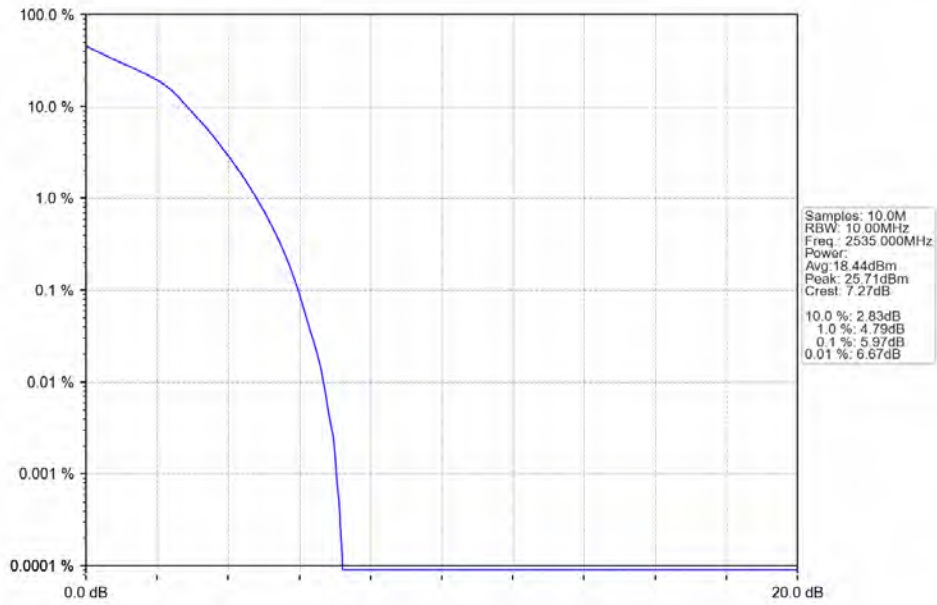


Band7\_10MHz\_16QAM\_LCH\_2505MHz\_RB\_50\_0\_NTNV

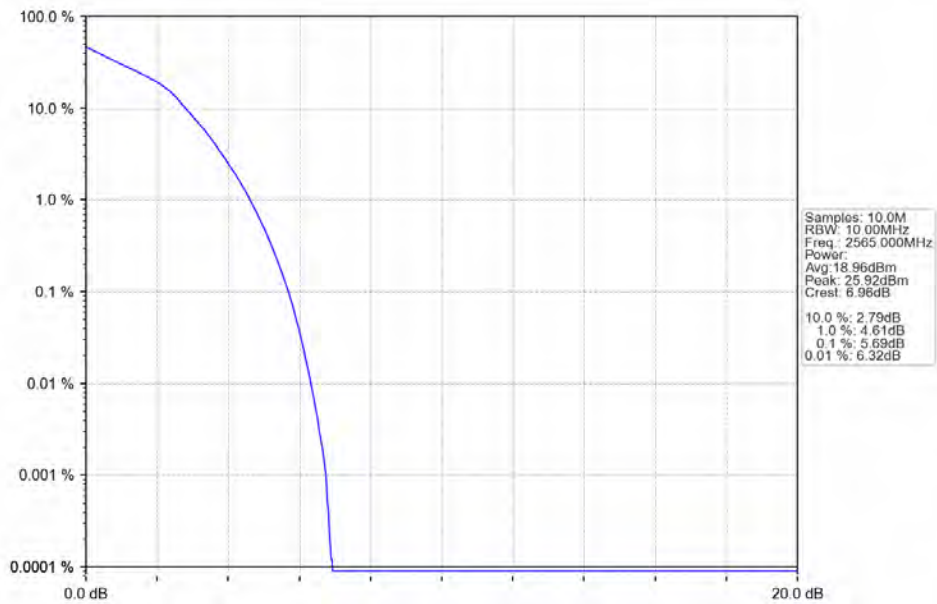


Band7\_10MHz\_16QAM\_MCH\_2535MHz\_RB\_50\_0\_NTNV





Band7\_10MHz\_16QAM\_HCH\_2565MHz\_RB\_50\_0\_NTNV

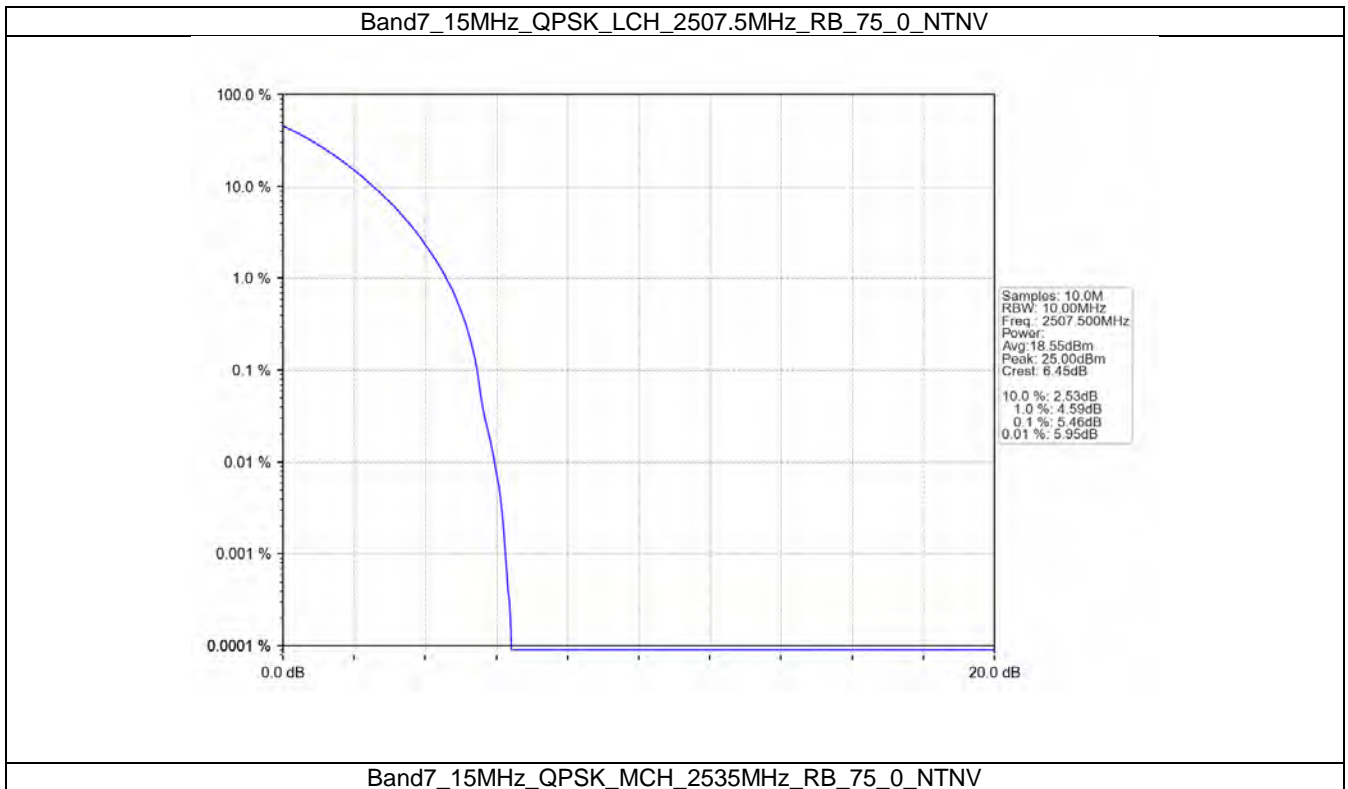


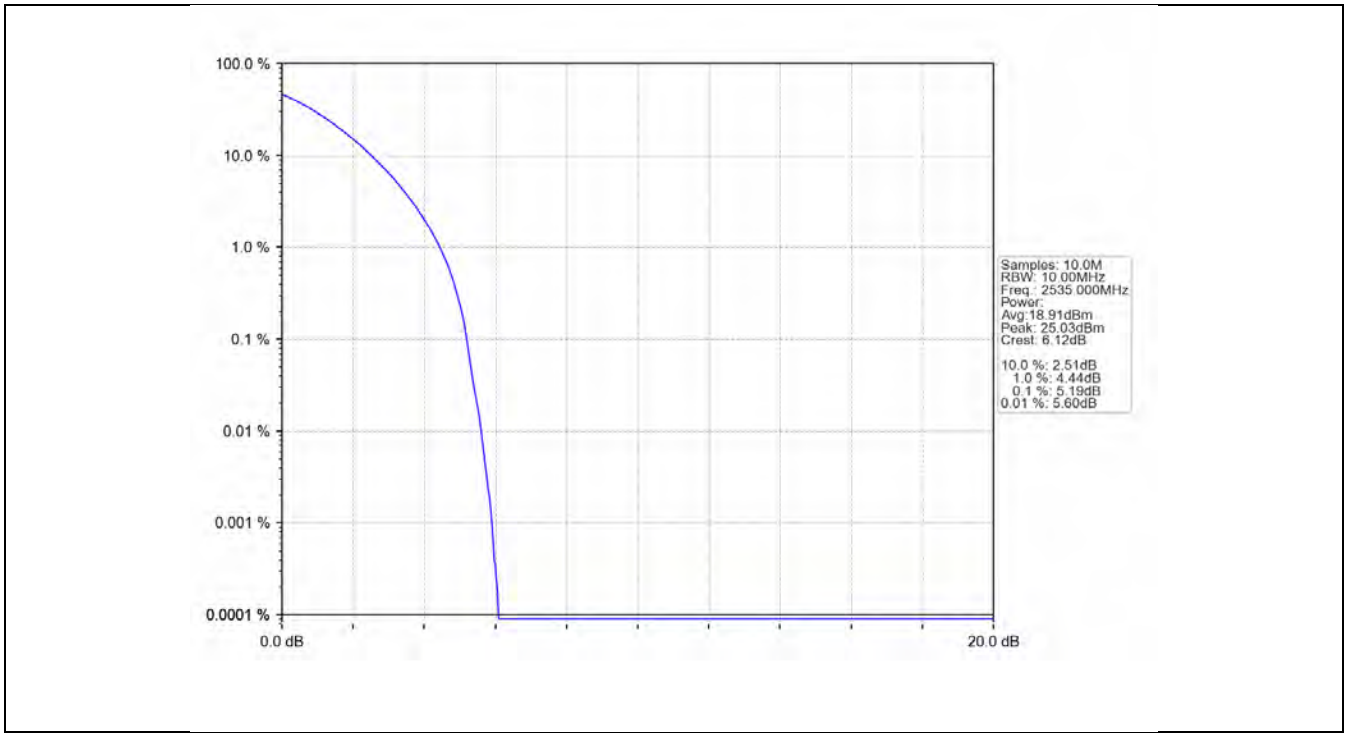
### 5.3 B7\_15MHz

#### 5.3.1 Test Result

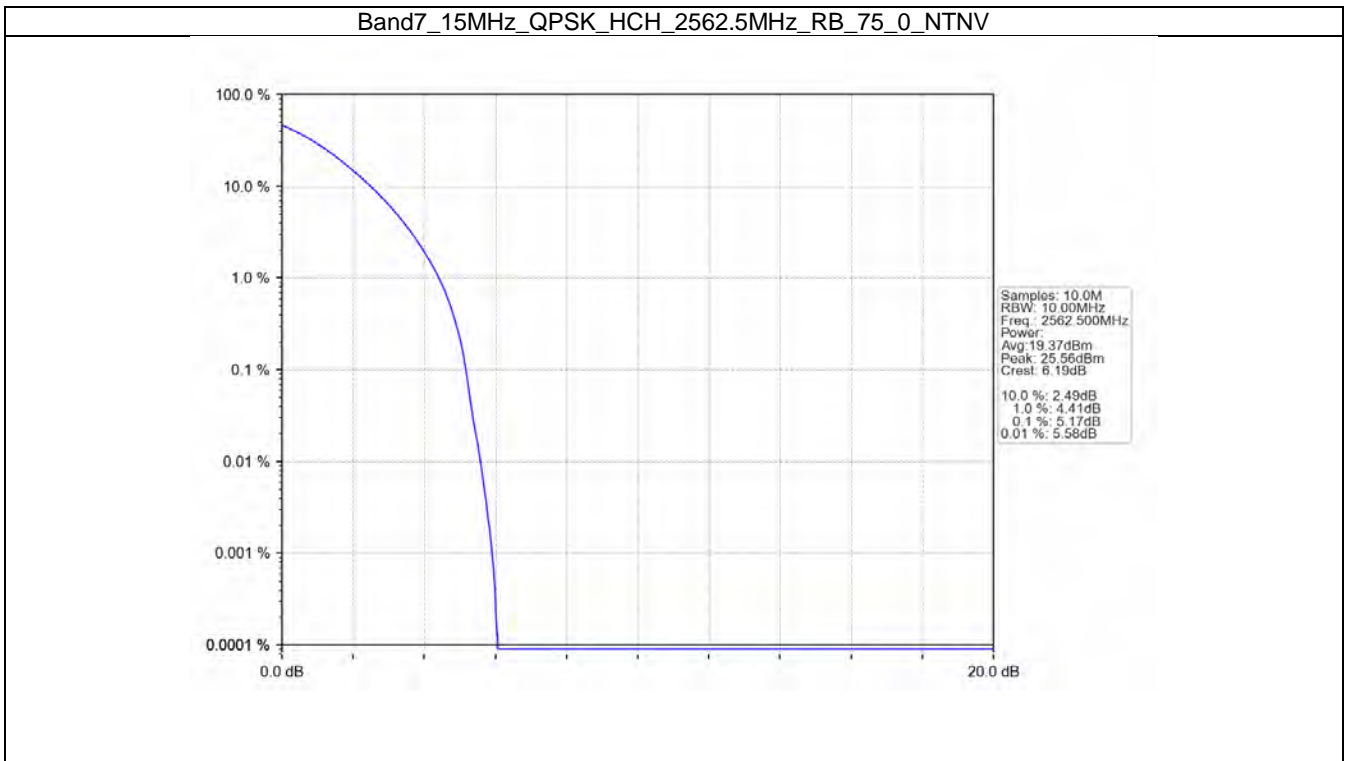
Band: 7 / Bandwidth: 15MHz / NTV						
Modulation	Frequency (MHz)	RB Allocation		Peak-Average Ratio (dB)		Verdict
		Size	Offset	Result	Limit	
QPSK	2507.5	75	0	5.46	<=13	Pass
	2535	75	0	5.19	<=13	Pass
	2562.5	75	0	5.17	<=13	Pass
16QAM	2507.5	75	0	6.17	<=13	Pass
	2535	75	0	5.96	<=13	Pass
	2562.5	75	0	5.90	<=13	Pass

#### 5.3.2 Test Graph

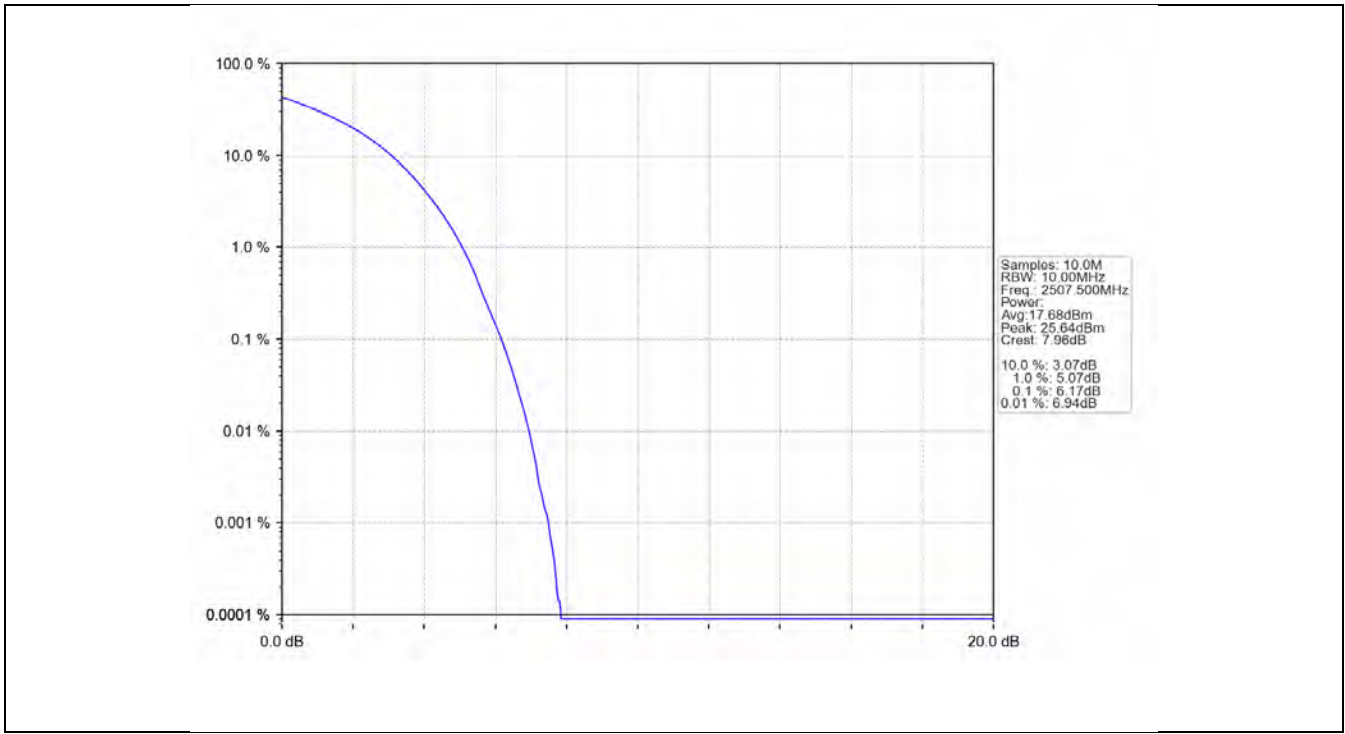




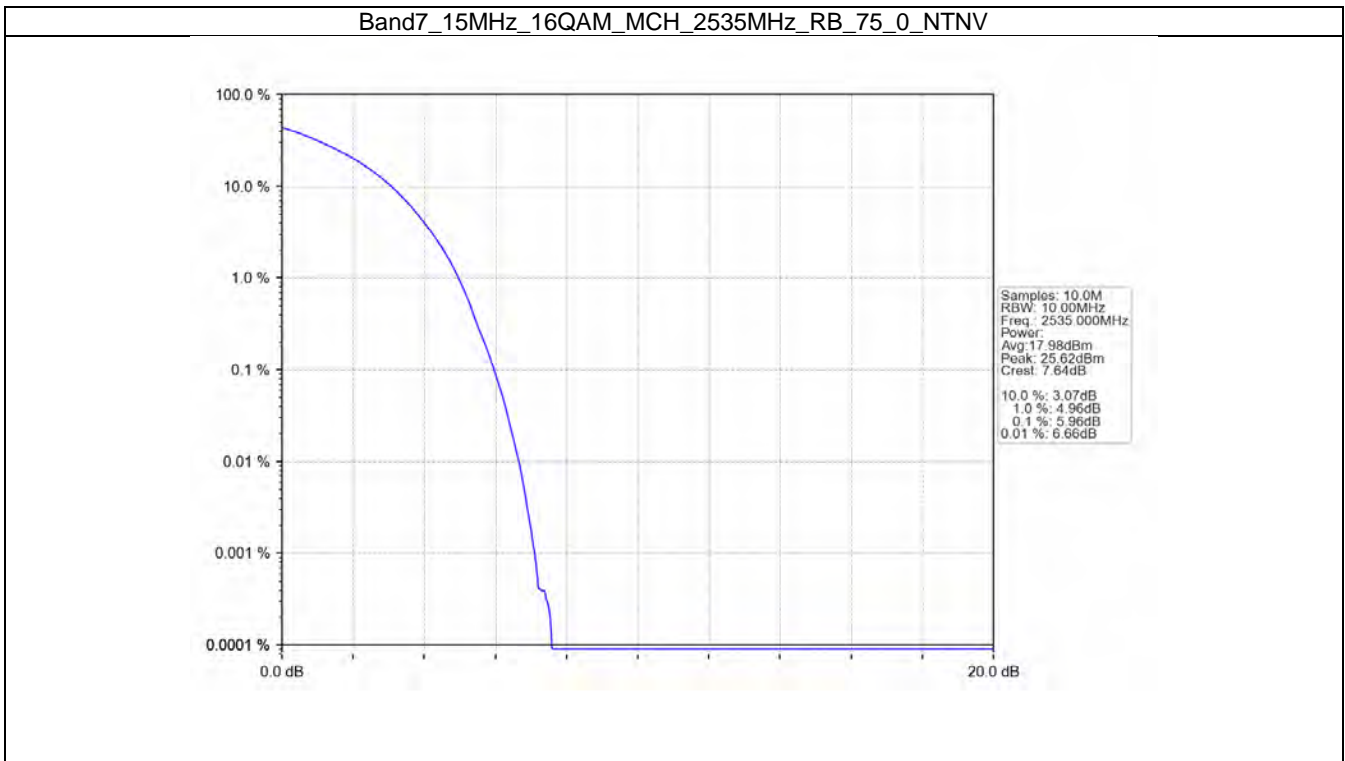
Band7\_15MHz\_QPSK\_HCH\_2562.5MHz\_RB\_75\_0\_NTNV



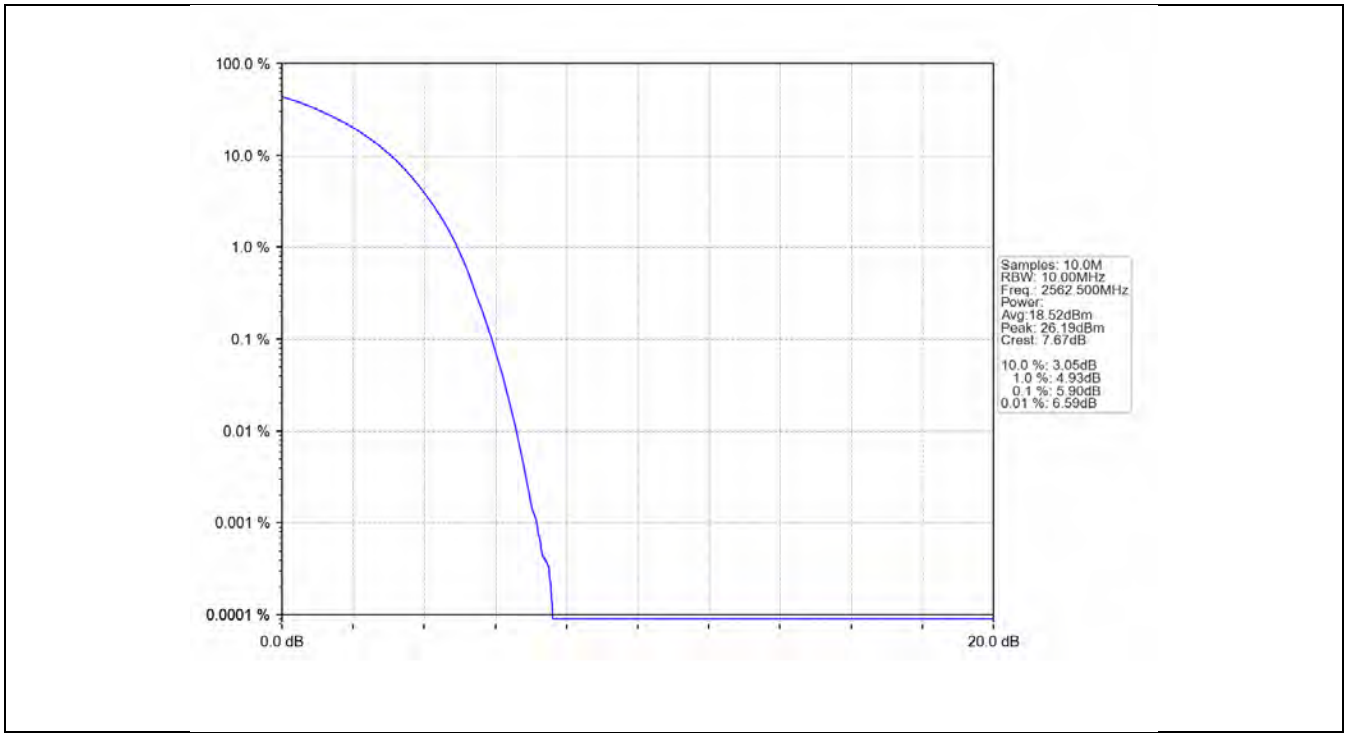
Band7\_15MHz\_16QAM\_LCH\_2507.5MHz\_RB\_75\_0\_NTNV



Band7\_15MHz\_16QAM\_MCH\_2535MHz\_RB\_75\_0\_NTNV



Band7\_15MHz\_16QAM\_HCH\_2562.5MHz\_RB\_75\_0\_NTNV



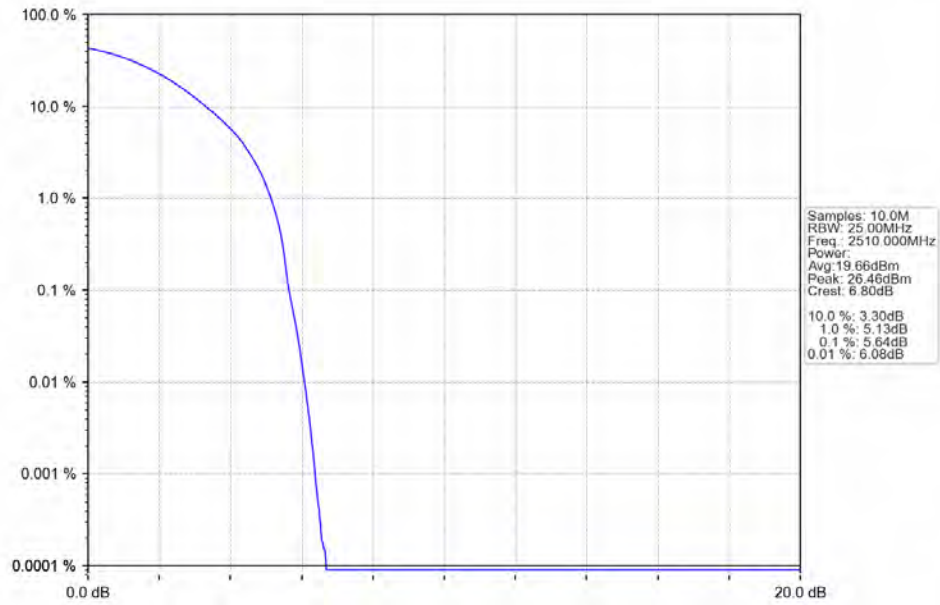
## 5.4 B7\_20MHz

### 5.4.1 Test Result

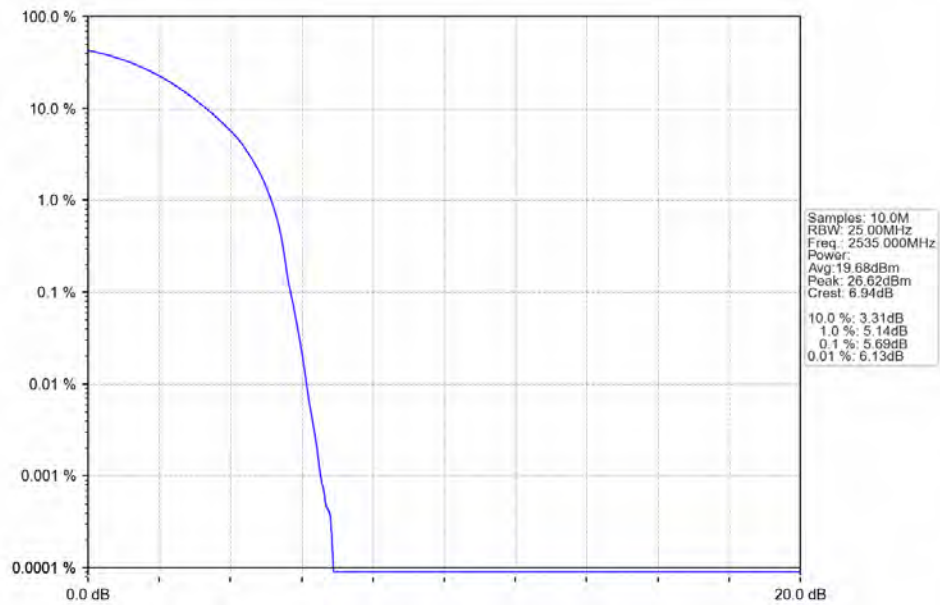
Band: 7 / Bandwidth: 20MHz / NTV						
Modulation	Frequency (MHz)	RB Allocation		Peak-Average Ratio (dB)		Verdict
		Size	Offset	Result	Limit	
QPSK	2510	100	0	5.64	<=13	Pass
	2535	100	0	5.69	<=13	Pass
	2560	100	0	5.76	<=13	Pass
16QAM	2510	100	0	6.62	<=13	Pass
	2535	100	0	6.71	<=13	Pass
	2560	100	0	6.54	<=13	Pass

### 5.4.2 Test Graph

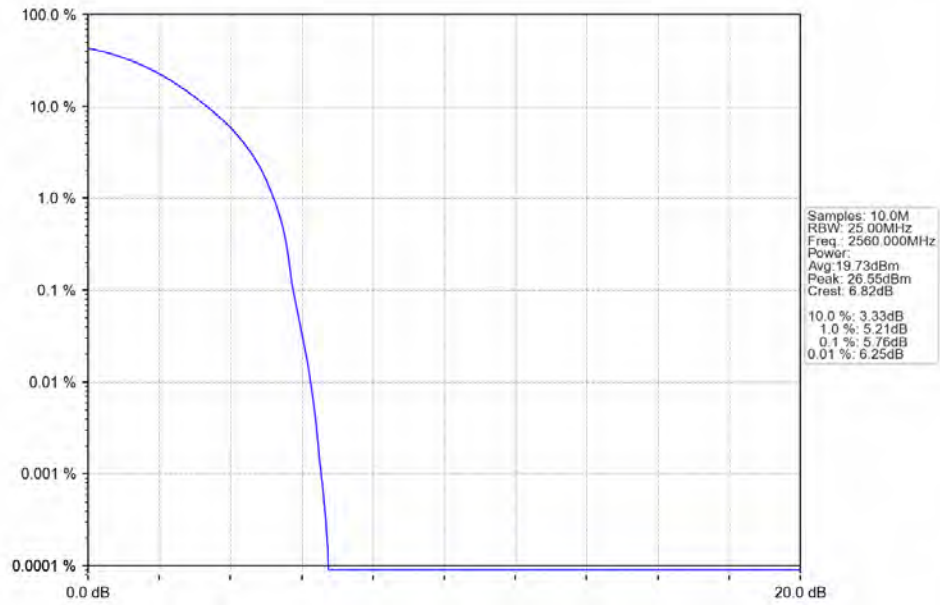
Band7\_20MHz\_QPSK\_LCH\_2510MHz\_RB\_100\_0\_NTV



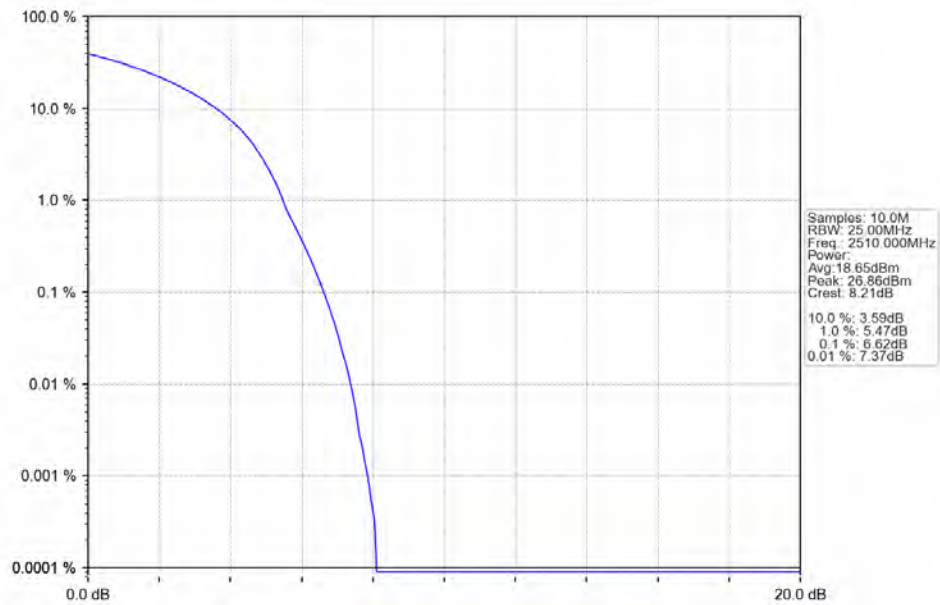
Band7\_20MHz\_QPSK\_MCH\_2535MHz\_RB\_100\_0\_NTNV



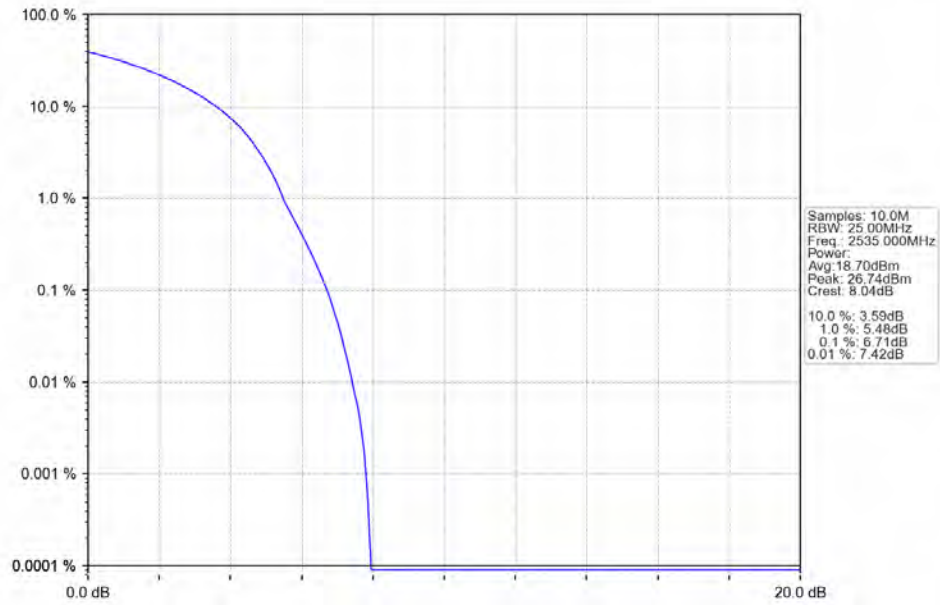
Band7\_20MHz\_QPSK\_HCH\_2560MHz\_RB\_100\_0\_NTNV



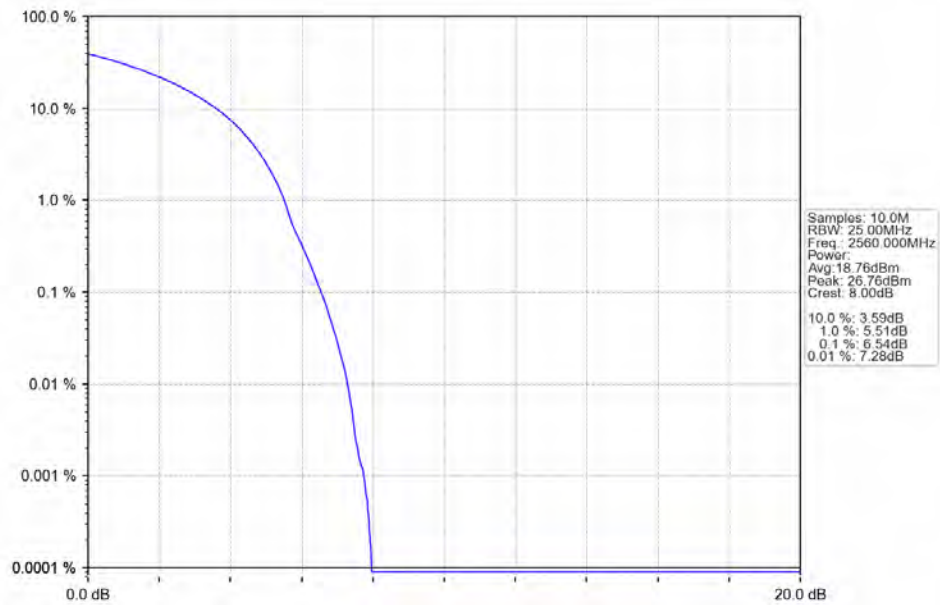
Band7\_20MHz\_16QAM\_LCH\_2510MHz\_RB\_100\_0\_NTNV



Band7\_20MHz\_16QAM\_MCH\_2535MHz\_RB\_100\_0\_NTNV



Band7\_20MHz\_16QAM\_HCH\_2560MHz\_RB\_100\_0\_NTNV





## 6. Spurious Emission

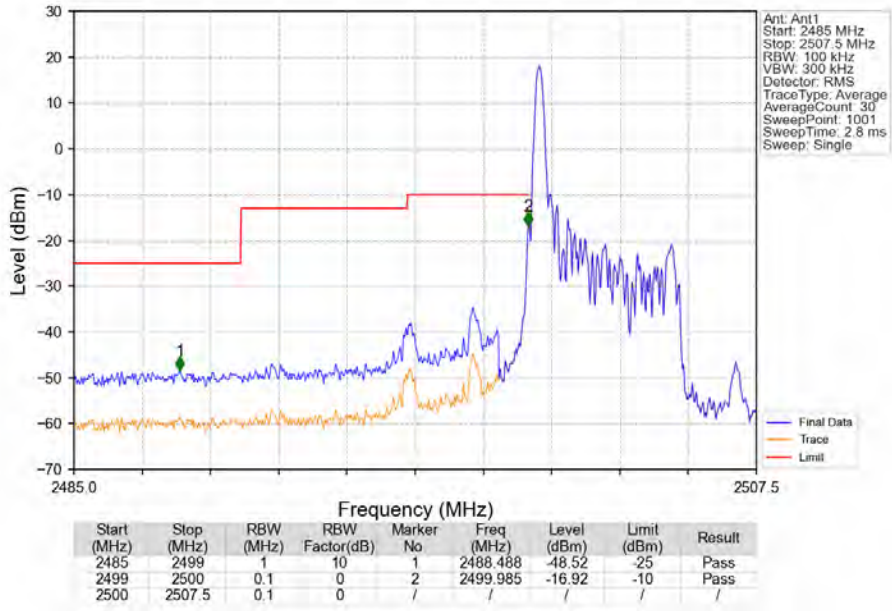
### 6.1 B7\_5MHz

#### 6.1.1 Test Result

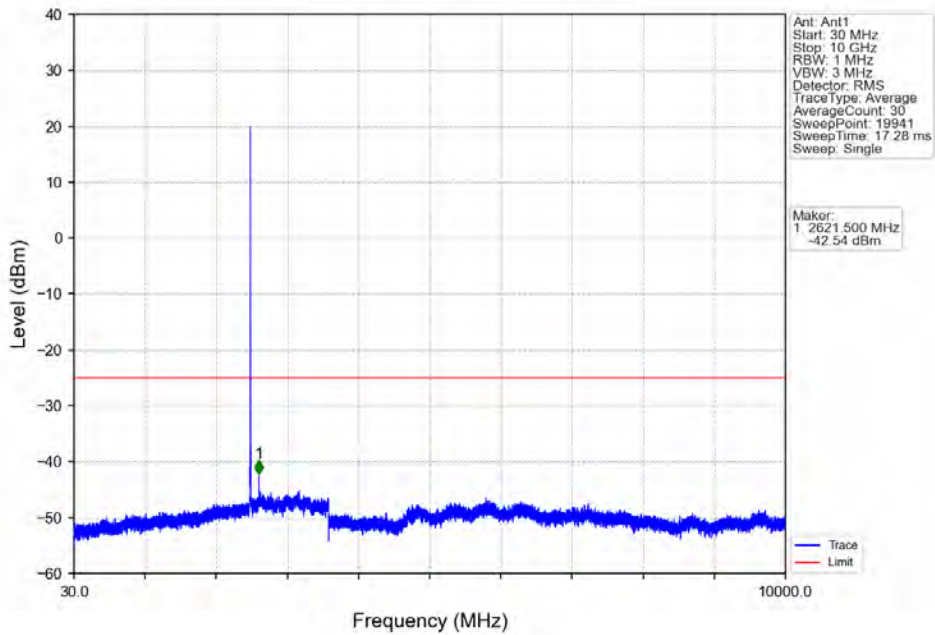
Band: 7 / Bandwidth: 5MHz / NTV							
Modulation	Frequency (MHz)	RB Allocation		Spurious Emission		Verdict	
		Size	Offset	Result	Limit		
QPSK	2502.5	1	0	Refer To Test Graph		Pass	
		25	0	Refer To Test Graph		Pass	
	2567.5	1	0	0	Refer To Test Graph		Pass
			24	0	Refer To Test Graph		Pass
		25	0	0	Refer To Test Graph		Pass
			0	0	Refer To Test Graph		Pass
16QAM	2502.5	1	0	Refer To Test Graph		Pass	
		25	0	Refer To Test Graph		Pass	
	2567.5	1	0	0	Refer To Test Graph		Pass
			24	0	Refer To Test Graph		Pass
		25	0	0	Refer To Test Graph		Pass
			0	0	Refer To Test Graph		Pass

#### 6.1.2 Test Graph

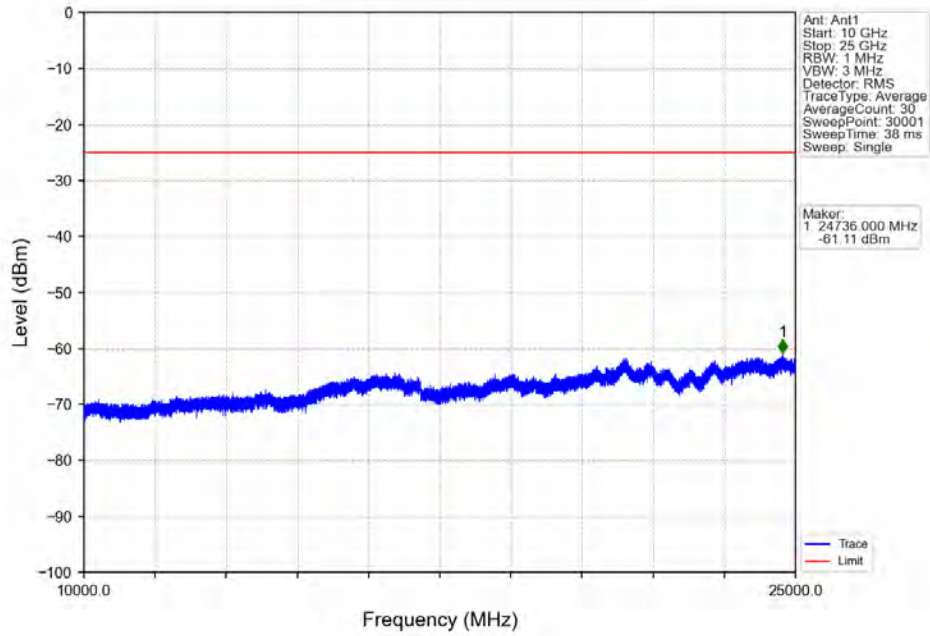
Band7_5MHz_QPSK_LCH_2502.5MHz_RB_1_0_NTV
--



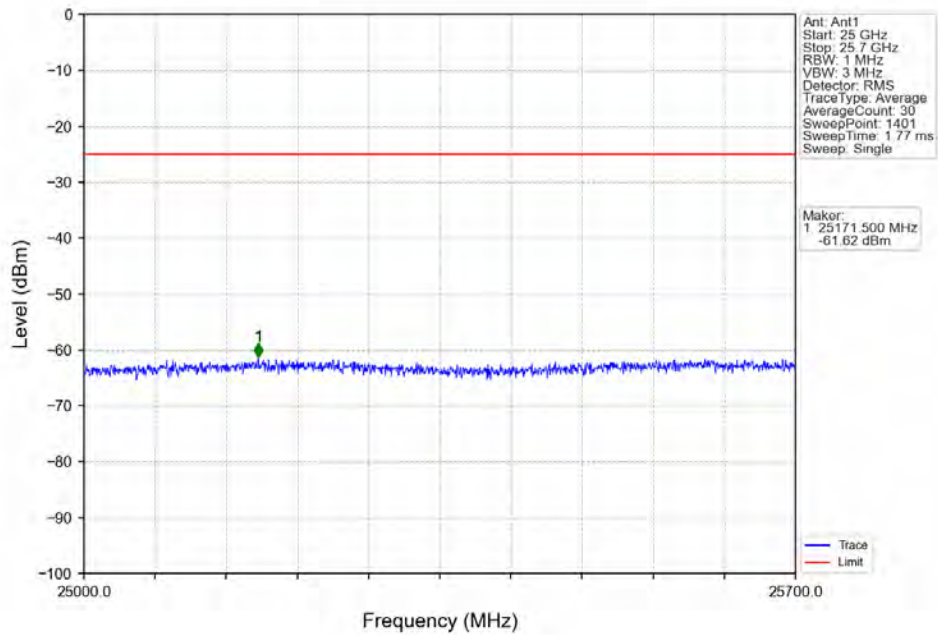
Band7\_5MHz\_QPSK\_LCH\_2502.5MHz\_RB\_1\_0\_NTNV



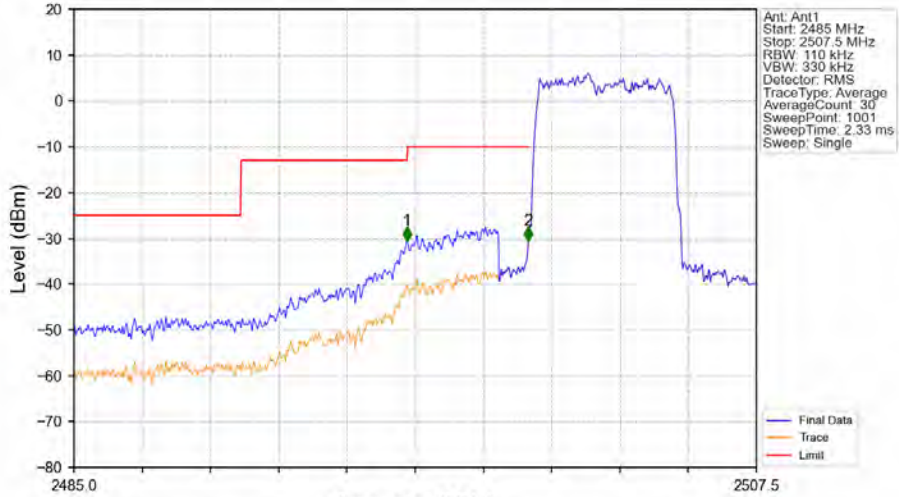
Band7\_5MHz\_QPSK\_LCH\_2502.5MHz\_RB\_1\_0\_NTNV



Band7\_5MHz\_QPSK\_LCH\_2502.5MHz\_RB\_1\_0\_NTNV

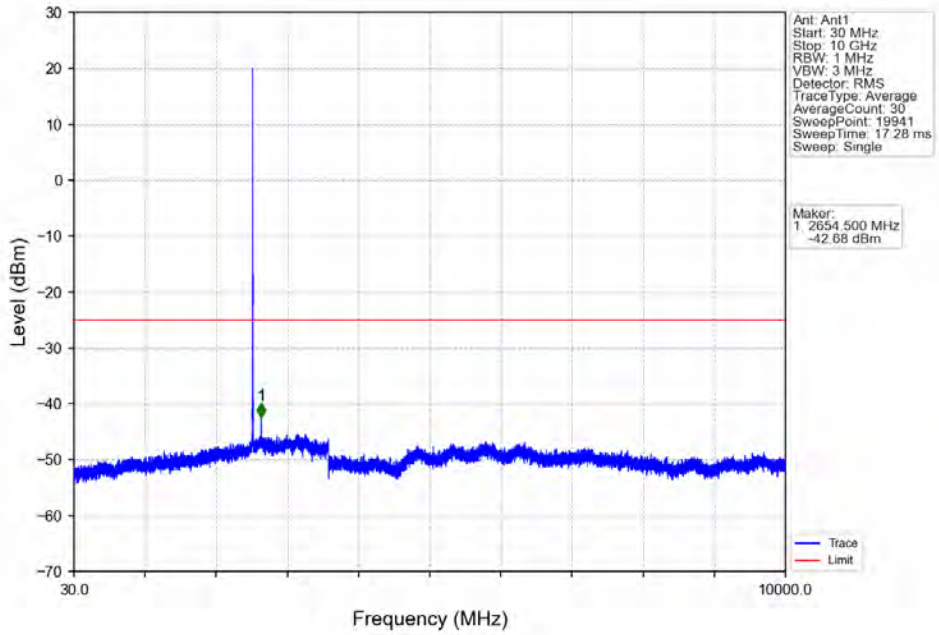


Band7\_5MHz\_QPSK\_LCH\_2502.5MHz\_RB\_25\_0\_NTNV

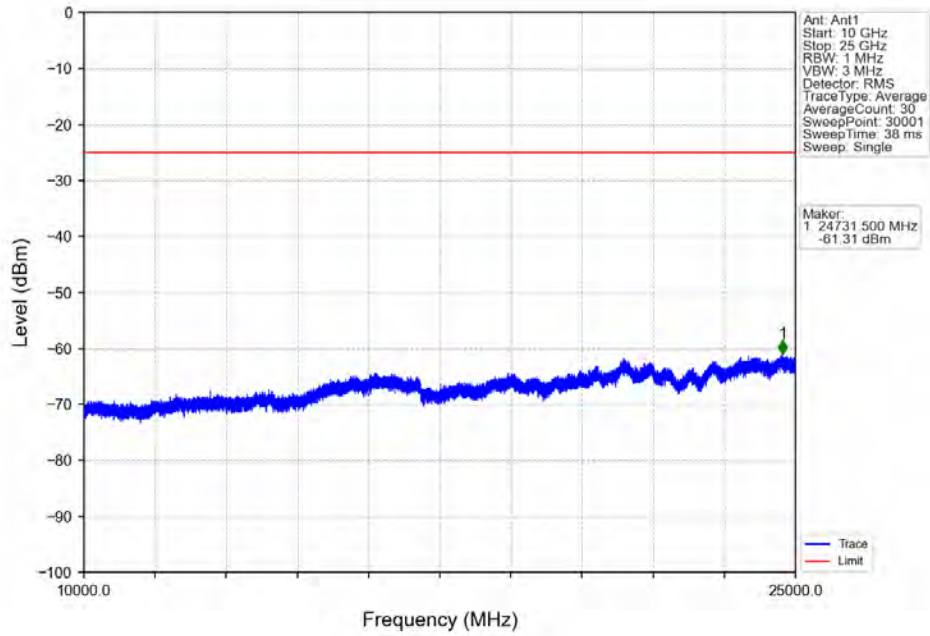


Start (MHz)	Stop (MHz)	RBW (MHz)	RBW Factor (dB)	Marker No	Freq (MHz)	Level (dBm)	Limit (dBm)	Result
2485	2499	1	9.59	1	2495.980	-30.55	-13	Pass
2499	2500	0.11	0	2	2499.985	-30.55	-10	Pass
2500	2507.5	0.11	0	/	/	/	/	/

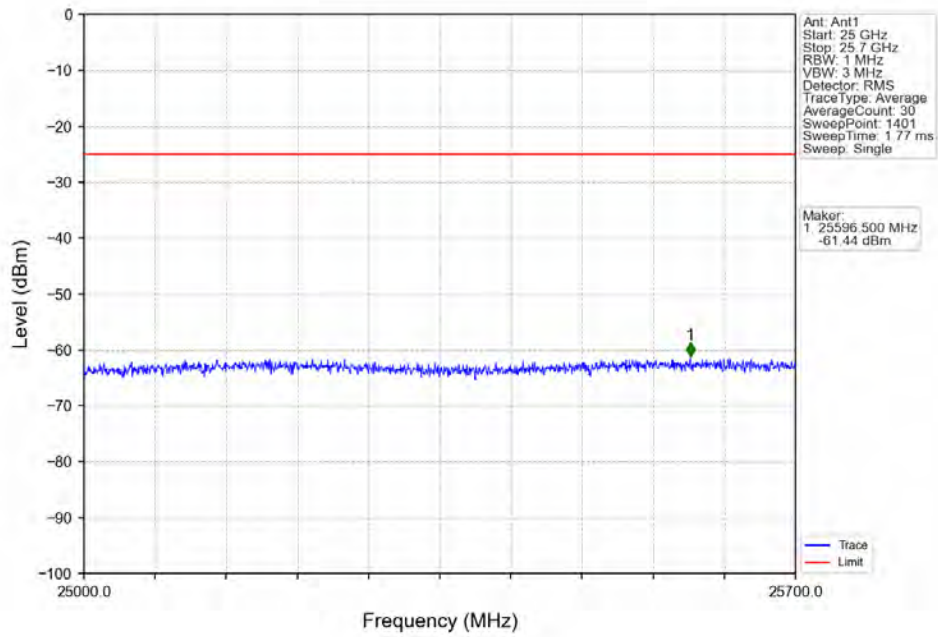
Band7\_5MHz\_QPSK\_MCH\_2535MHz\_RB\_1\_0\_NTNV



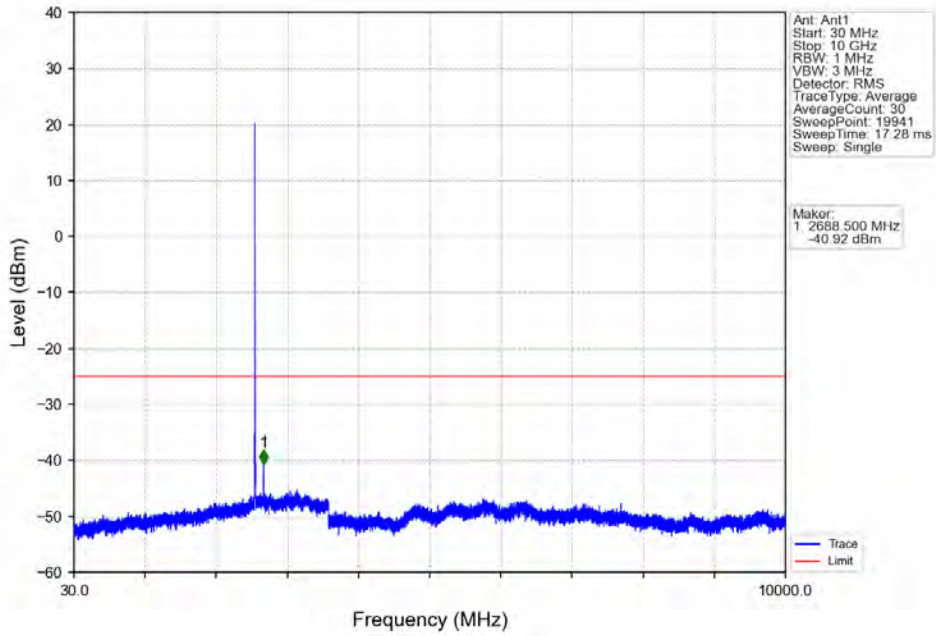
Band7\_5MHz\_QPSK\_MCH\_2535MHz\_RB\_1\_0\_NTNV



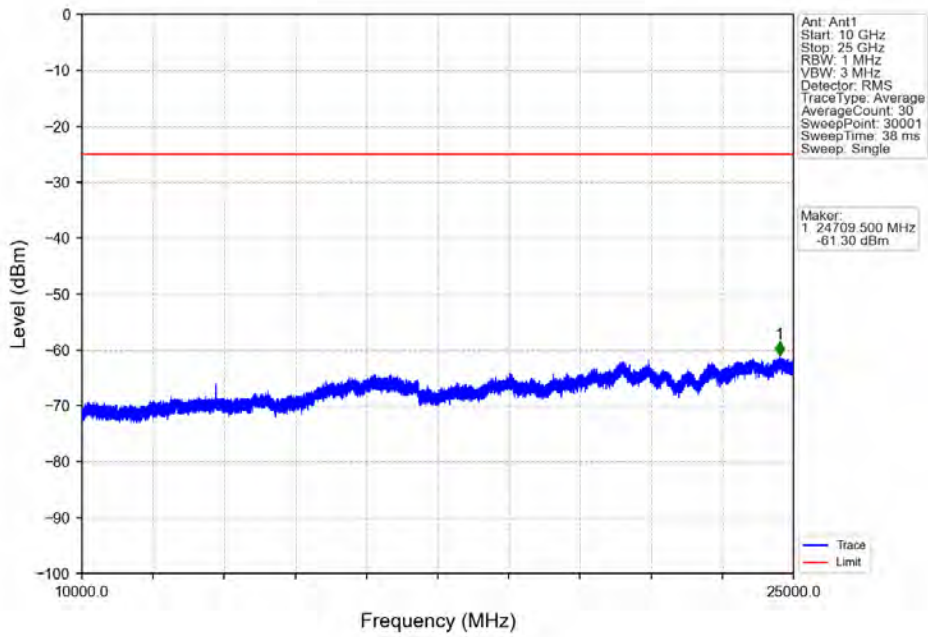
Band7\_5MHz\_QPSK\_MCH\_2535MHz\_RB\_1\_0\_NTNV



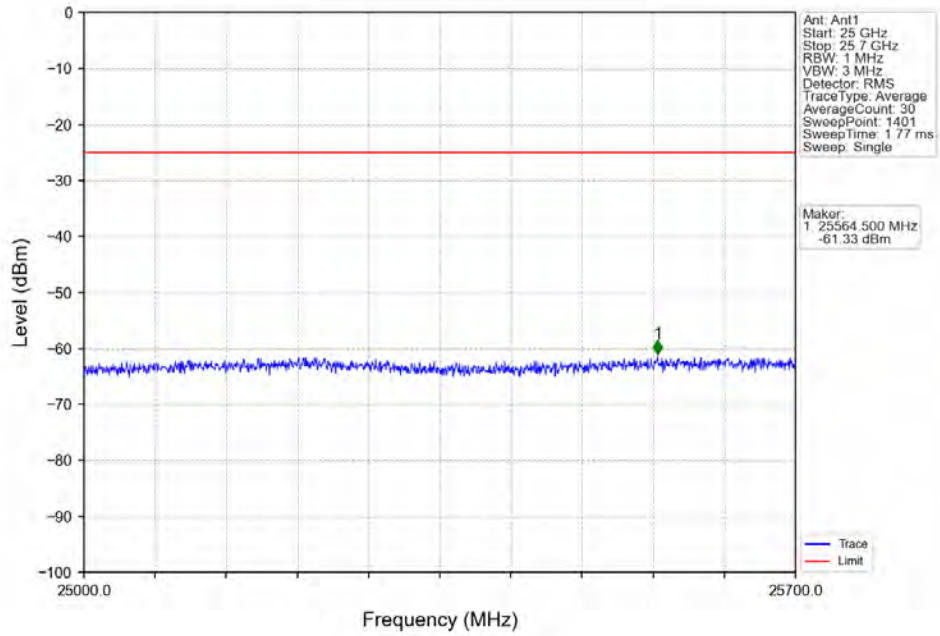
Band7\_5MHz\_QPSK\_HCH\_2567.5MHz\_RB\_1\_0\_NTNV



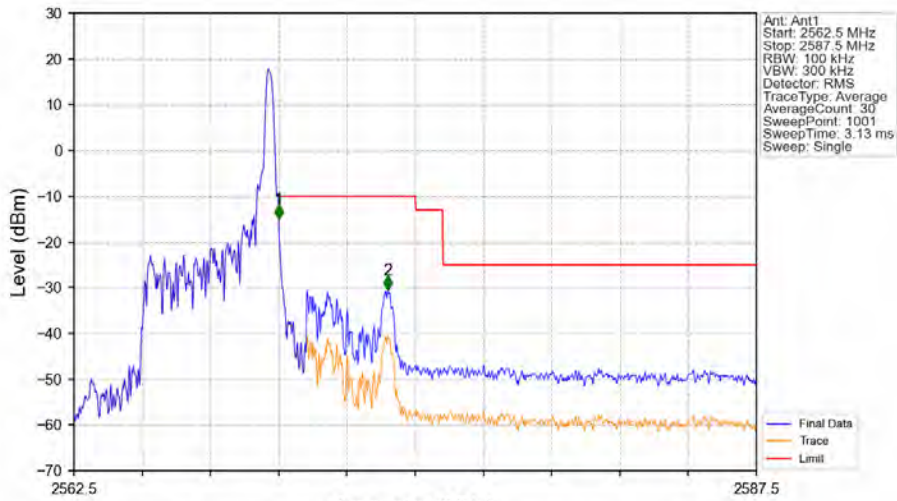
Band7\_5MHz\_QPSK\_HCH\_2567.5MHz\_RB\_1\_0\_NTNV



Band7\_5MHz\_QPSK\_HCH\_2567.5MHz\_RB\_1\_0\_NTNV

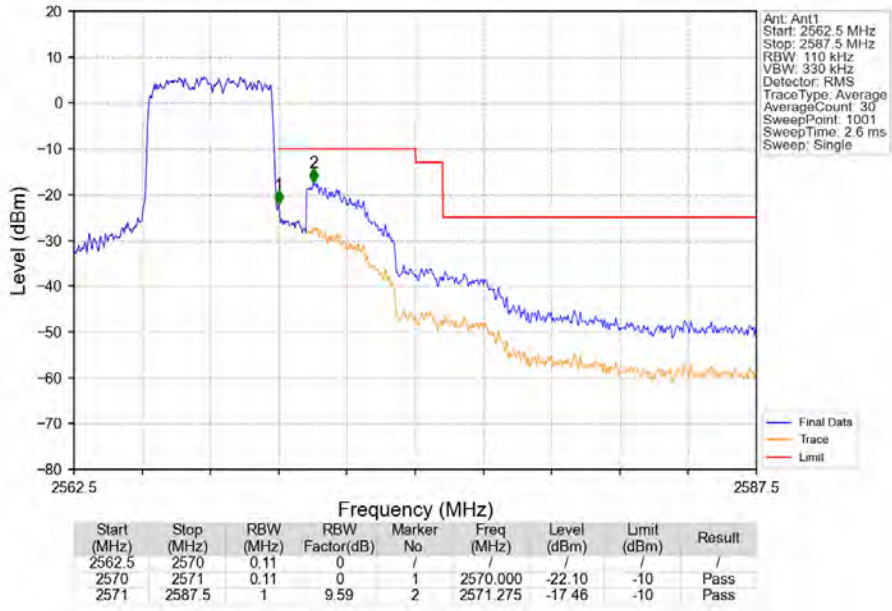


Band7\_5MHz\_QPSK\_HCH\_2567.5MHz\_RB\_1\_24\_NTNV

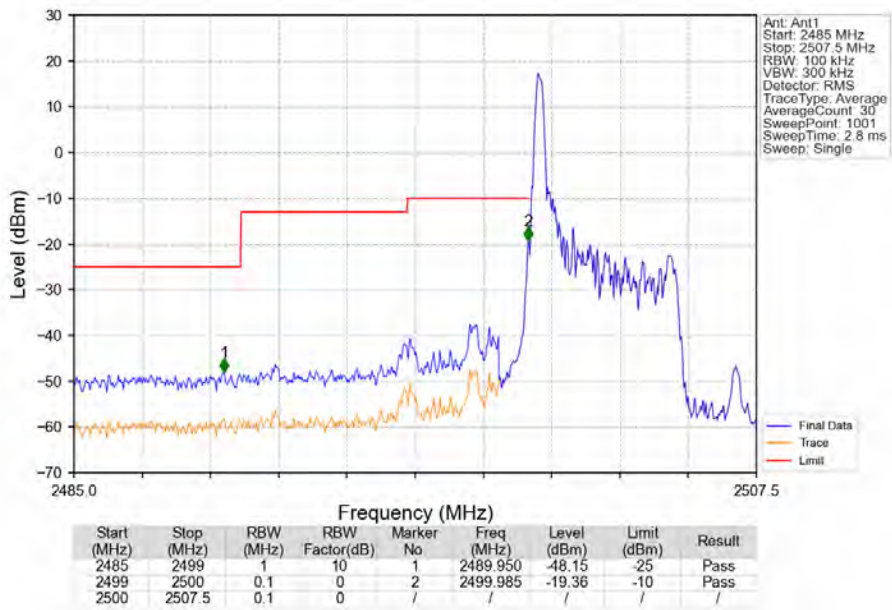


Start (MHz)	Stop (MHz)	RBW (MHz)	RBW Factor (dB)	Marker No.	Freq (MHz)	Level (dBm)	Limit (dBm)	Result
2562.5	2570	0.1	0	/	/	/	/	/
2570	2571	0.1	0	1	2570.000	-15.00	-10	Pass
2571	2587.5	1	10	2	2574.000	-30.50	-10	Pass

Band7\_5MHz\_QPSK\_HCH\_2567.5MHz\_RB\_25\_0\_NTNV

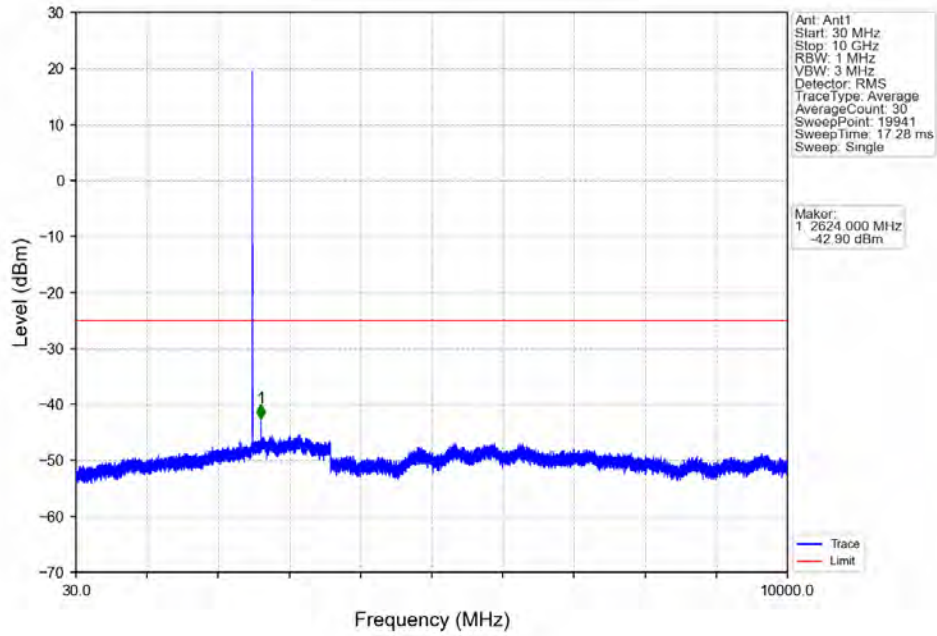


Band7\_5MHz\_16QAM\_LCH\_2502.5MHz\_RB\_1\_0\_NTNV

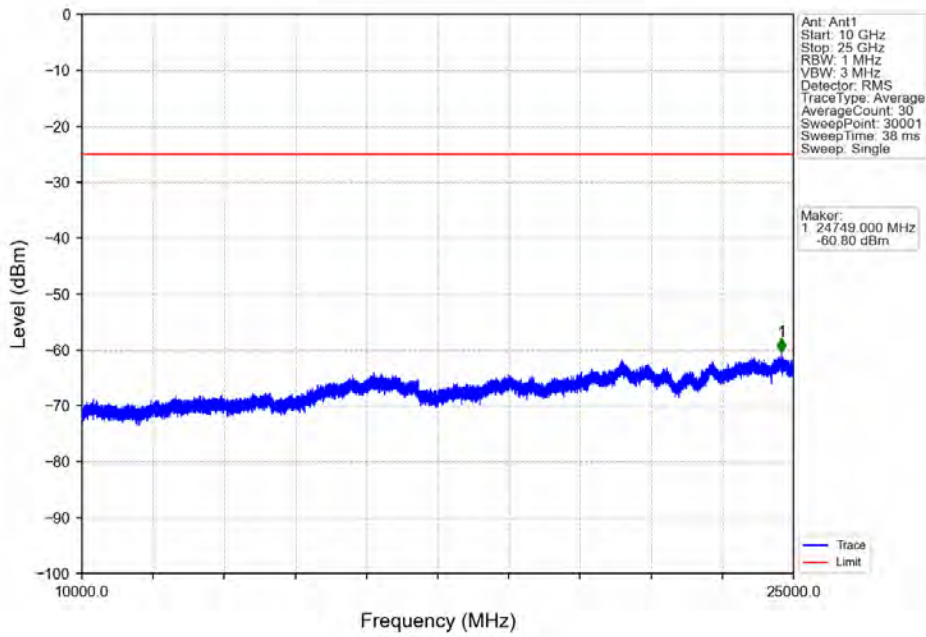


Band7\_5MHz\_16QAM\_LCH\_2502.5MHz\_RB\_1\_0\_NTNV

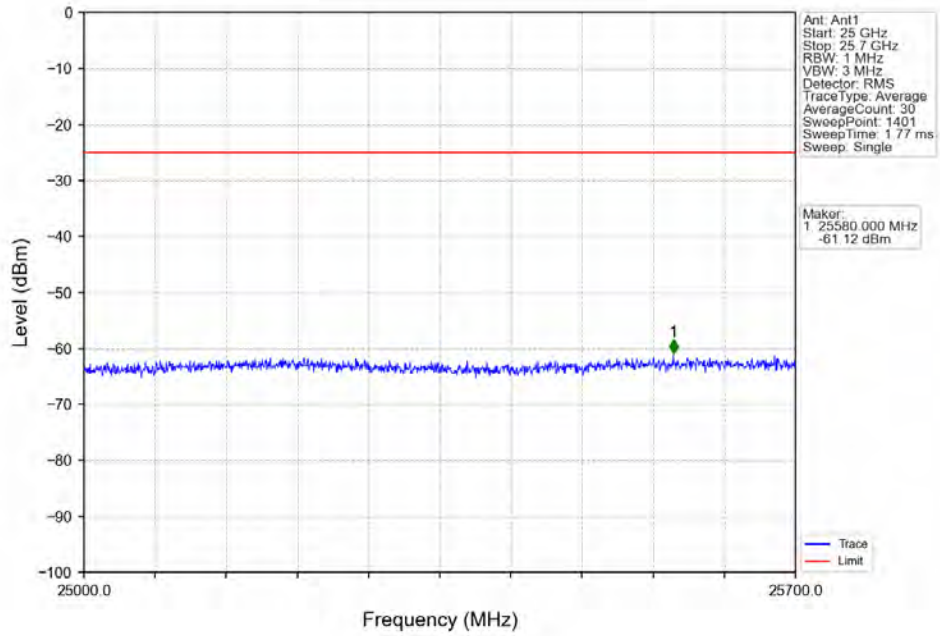




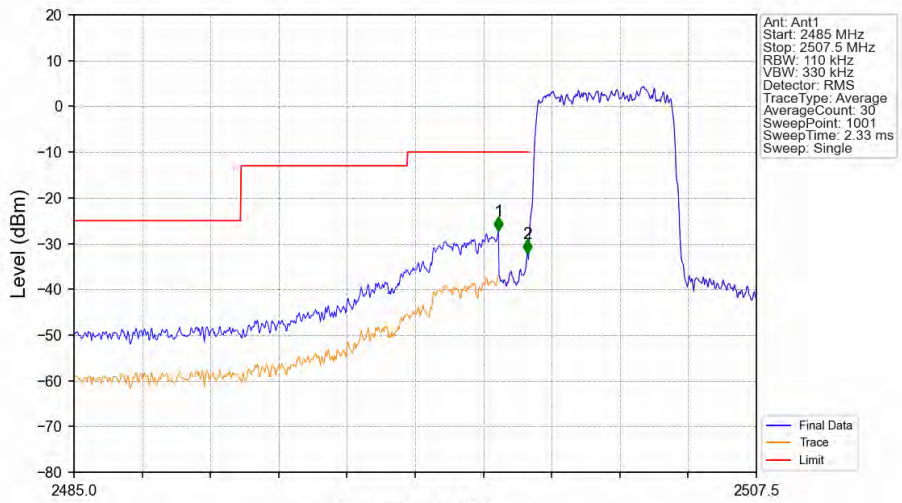
Band7\_5MHz\_16QAM\_LCH\_2502.5MHz\_RB\_1\_0\_NTNV



Band7\_5MHz\_16QAM\_LCH\_2502.5MHz\_RB\_1\_0\_NTNV

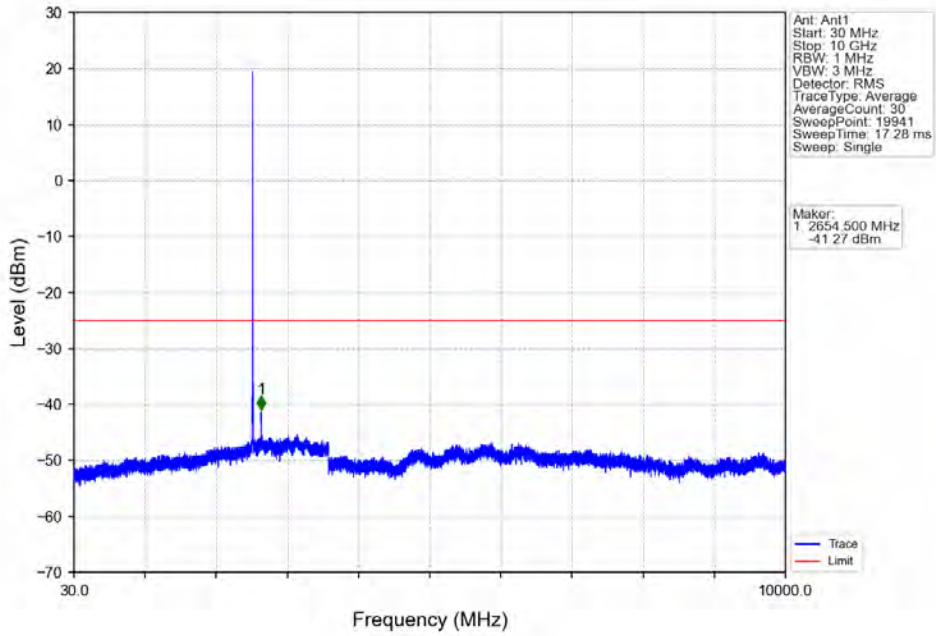


Band7\_5MHz\_16QAM\_LCH\_2502.5MHz\_RB\_25\_0\_NTNV

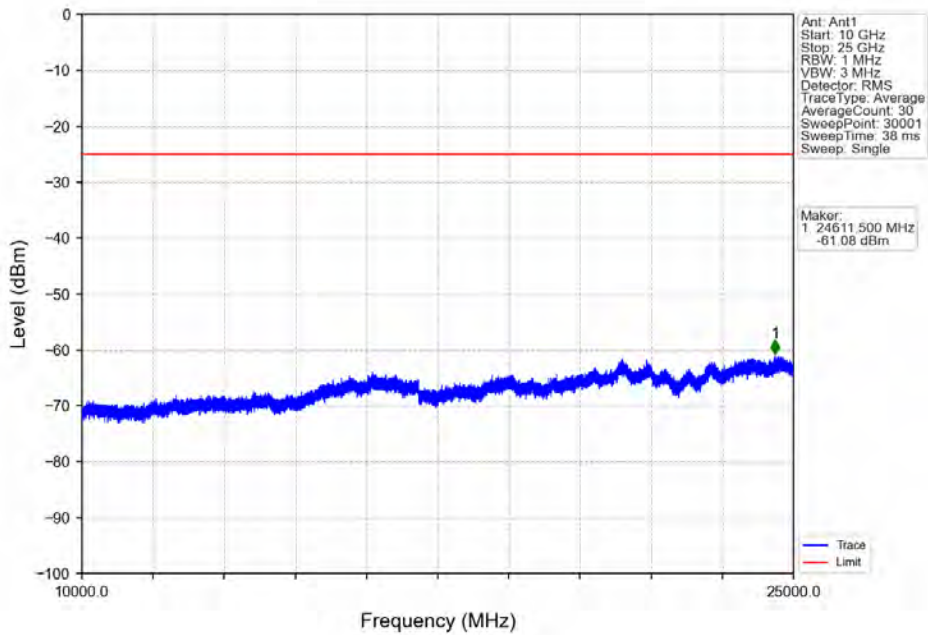


Start (MHz)	Stop (MHz)	RBW (MHz)	RBW Factor(dB)	Marker No.	Freq (MHz)	Level (dBm)	Limit (dBm)	Result
2485	2499	1	9.59	1	2498.995	-27.23	-10	Pass
2499	2500	0.11	0	2	2499.940	-32.24	-10	Pass
2500	2507.5	0.11	0	/	/	/	/	/

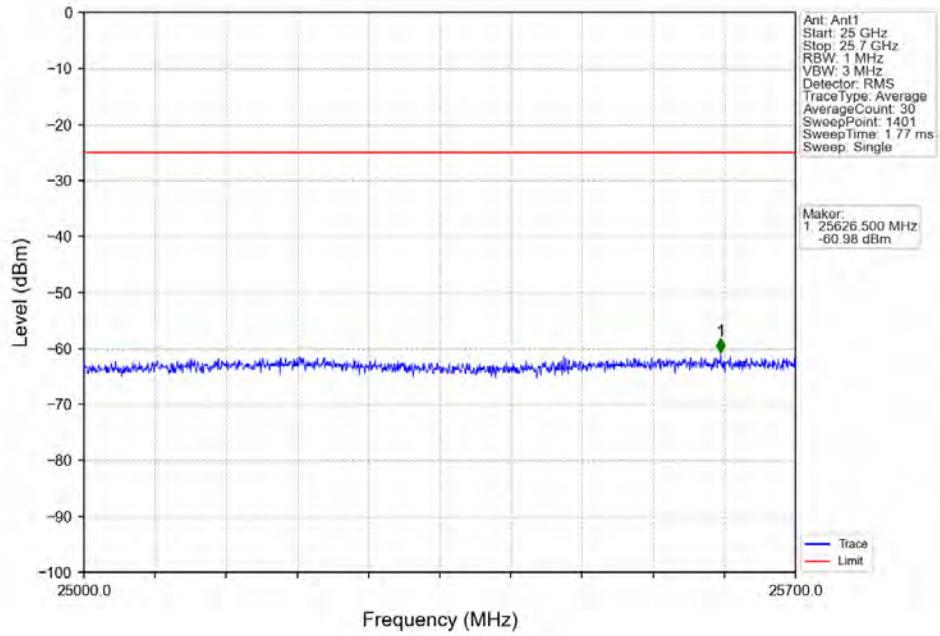
Band7\_5MHz\_16QAM\_MCH\_2535MHz\_RB\_1\_0\_NTNV



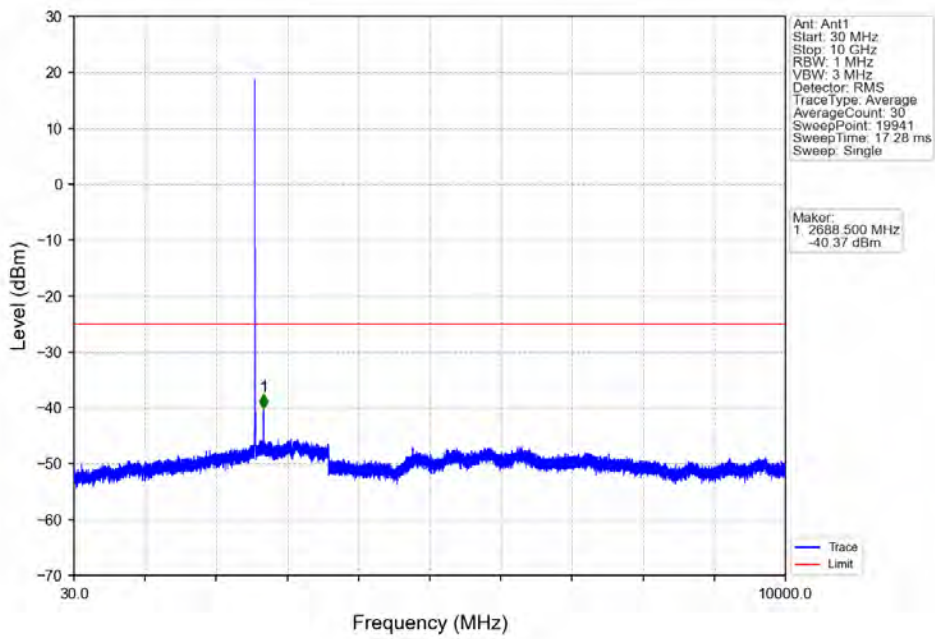
Band7\_5MHz\_16QAM\_MCH\_2535MHz\_RB\_1\_0\_NTNV



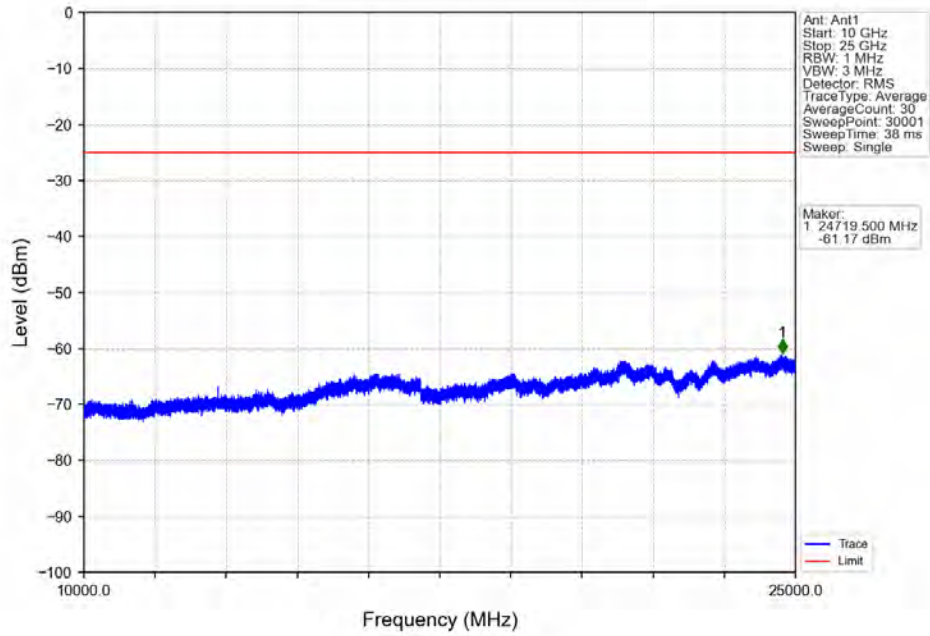
Band7\_5MHz\_16QAM\_MCH\_2535MHz\_RB\_1\_0\_NTNV



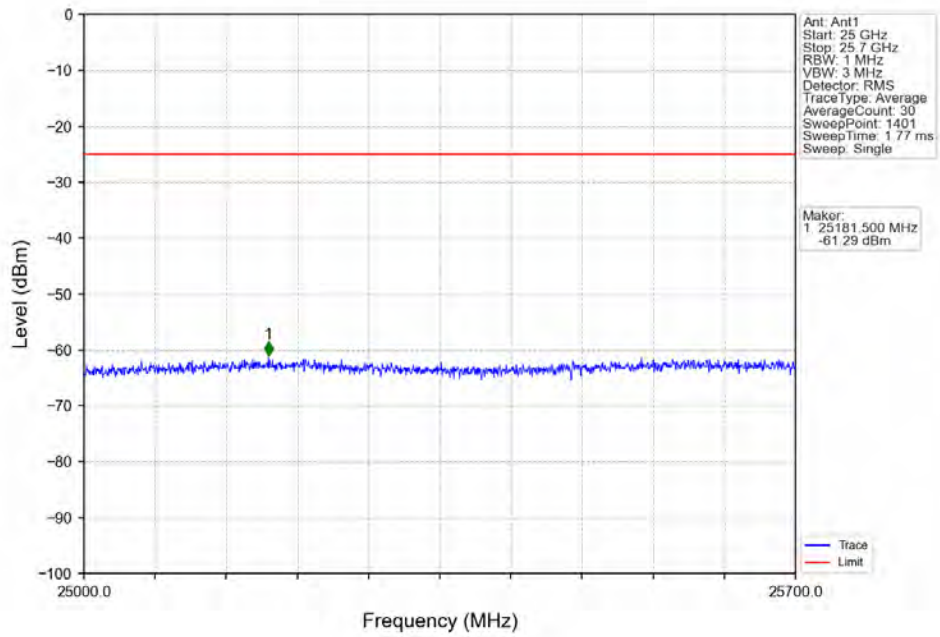
Band7\_5MHz\_16QAM\_HCH\_2567.5MHz\_RB\_1\_0\_NTNV



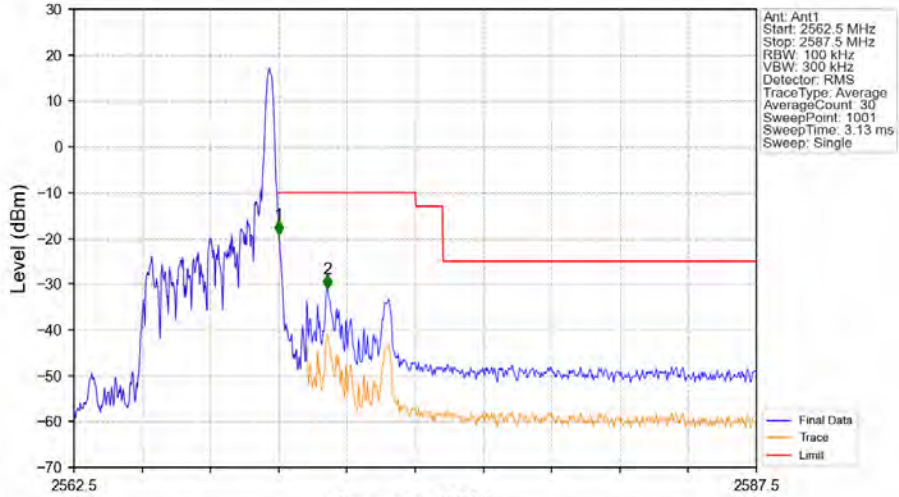
Band7\_5MHz\_16QAM\_HCH\_2567.5MHz\_RB\_1\_0\_NTNV



Band7\_5MHz\_16QAM\_HCH\_2567.5MHz\_RB\_1\_0\_NTNV

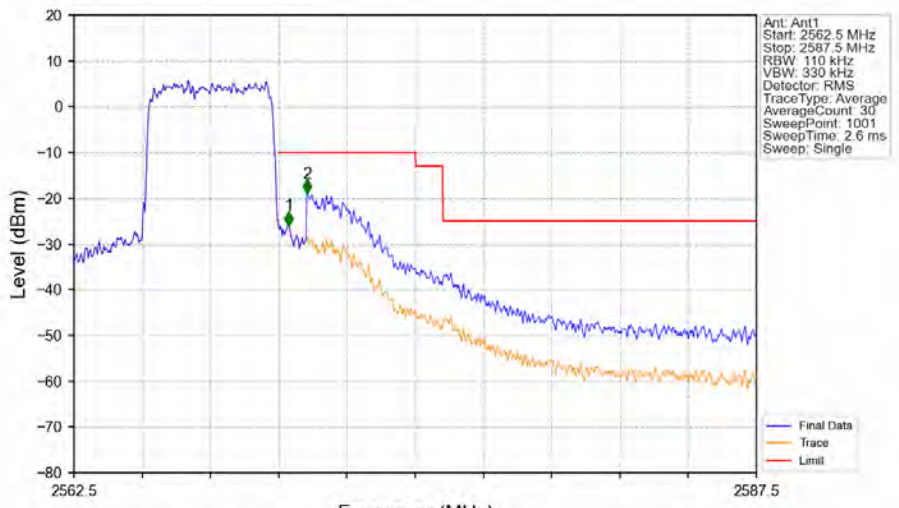


Band7\_5MHz\_16QAM\_HCH\_2567.5MHz\_RB\_1\_24\_NTNV



Start (MHz)	Stop (MHz)	RBW (MHz)	RBW Factor(dB)	Marker No	Freq (MHz)	Level (dBm)	Limit (dBm)	Result
2562.5	2570	0.1	0	/	2570.000	-19.20	-10	Pass
2570	2571	0.1	0	1	2570.000	-19.20	-10	Pass
2571	2587.5	1	10	2	2571.775	-31.01	-10	Pass

Band7\_5MHz\_16QAM\_HCH\_2567.5MHz\_RB\_25\_0\_NTNV



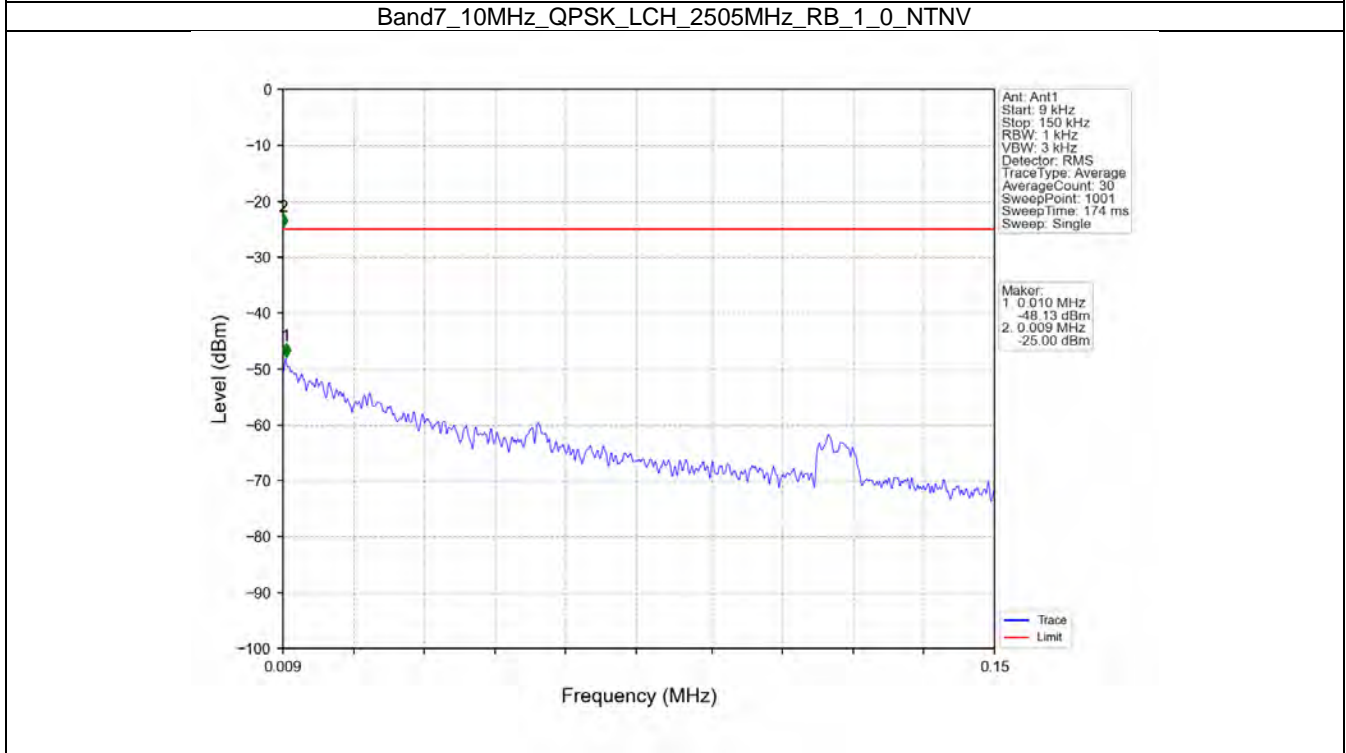
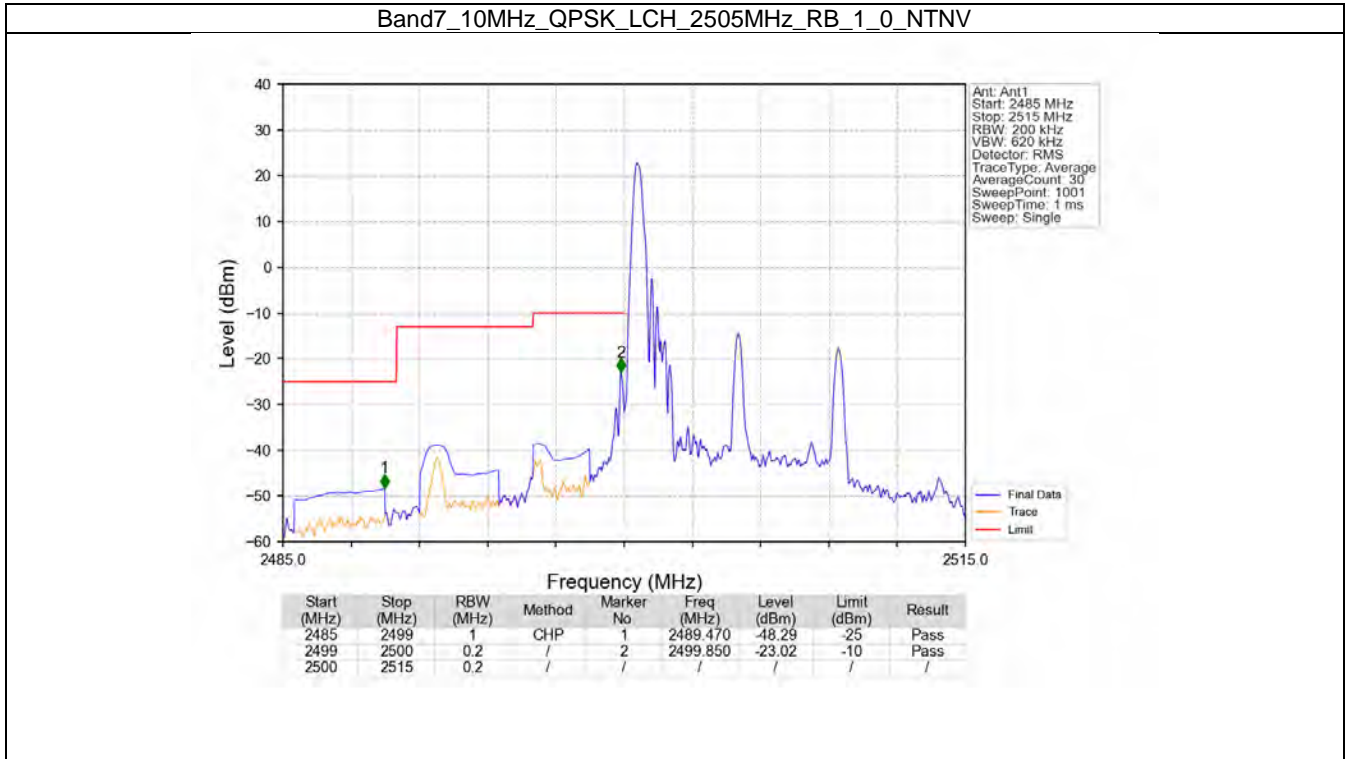
Start (MHz)	Stop (MHz)	RBW (MHz)	RBW Factor(dB)	Marker No	Freq (MHz)	Level (dBm)	Limit (dBm)	Result
2562.5	2570	0.11	0	/	2570.375	-25.96	-10	Pass
2570	2571	0.11	0	1	2570.375	-25.96	-10	Pass
2571	2587.5	1	9.59	2	2571.050	-18.98	-10	Pass

## 6.2 B7\_10MHz

### 6.2.1 Test Result

Band: 7 / Bandwidth: 10MHz / NTV							
Modulation	Frequency (MHz)	RB Allocation		Spurious Emission		Verdict	
		Size	Offset	Result	Limit		
QPSK	2505	1	0	Refer To Test Graph		Pass	
		50	0	Refer To Test Graph		Pass	
	2535	1	0	Refer To Test Graph		Pass	
	2565	1	0	0	Refer To Test Graph		Pass
			49	0	Refer To Test Graph		Pass
		50	0	Refer To Test Graph		Pass	
16QAM	2505	1	0	Refer To Test Graph		Pass	
		50	0	Refer To Test Graph		Pass	
	2535	1	0	Refer To Test Graph		Pass	
	2565	1	0	0	Refer To Test Graph		Pass
			49	0	Refer To Test Graph		Pass
		50	0	Refer To Test Graph		Pass	

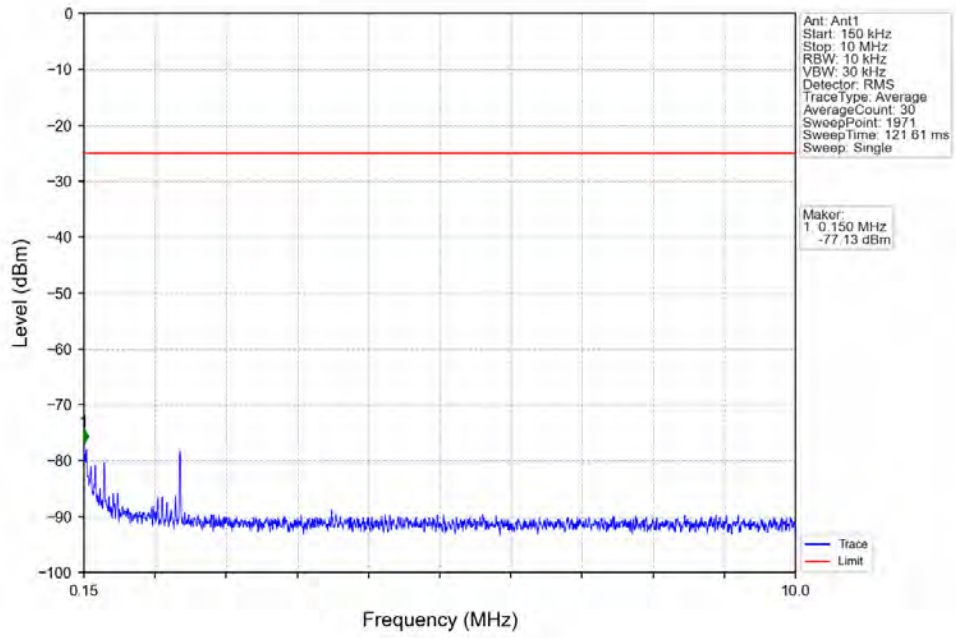
### 6.2.2 Test Graph



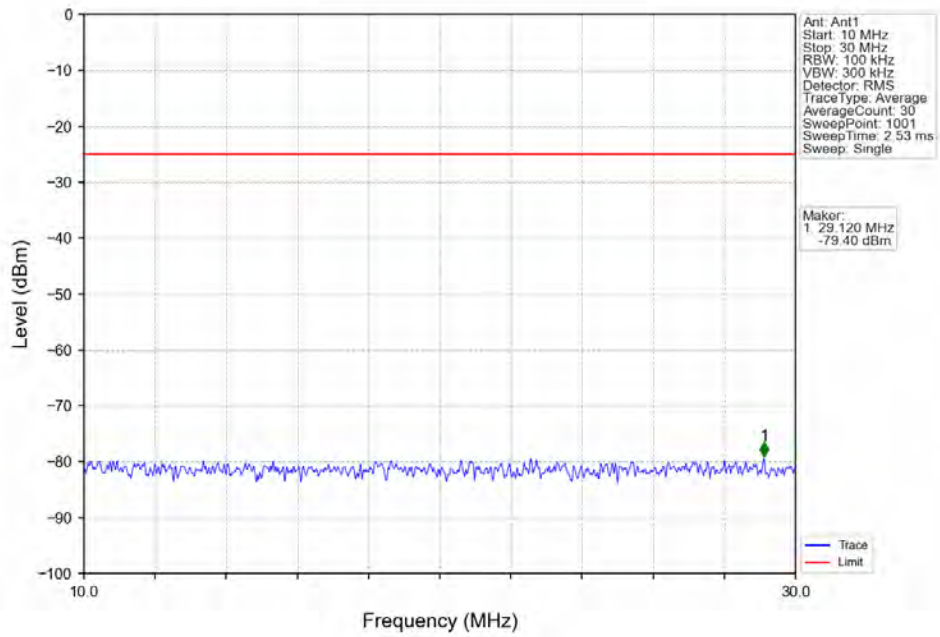




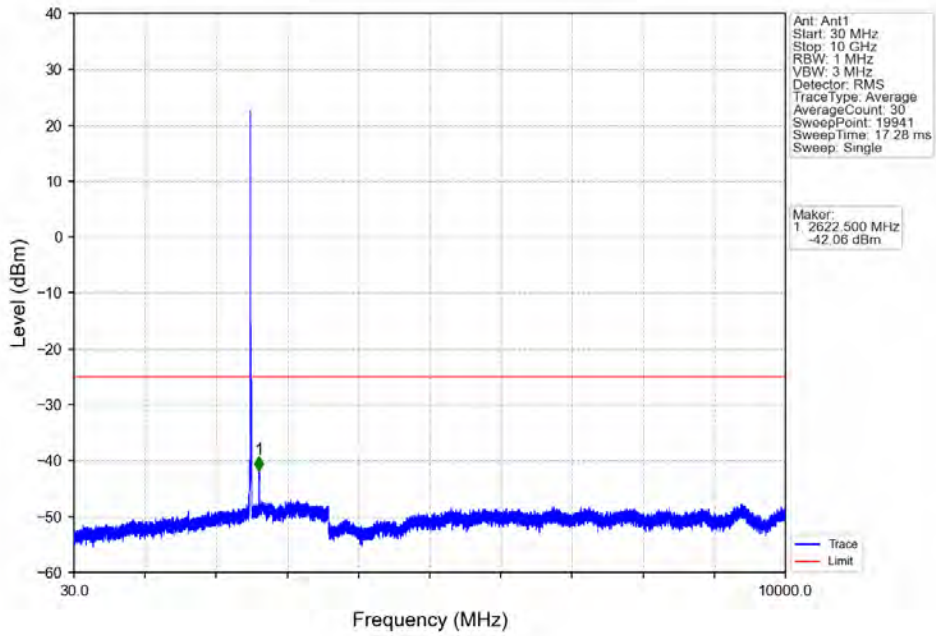
Band7\_10MHz\_QPSK\_LCH\_2505MHz\_RB\_1\_0\_NTNV



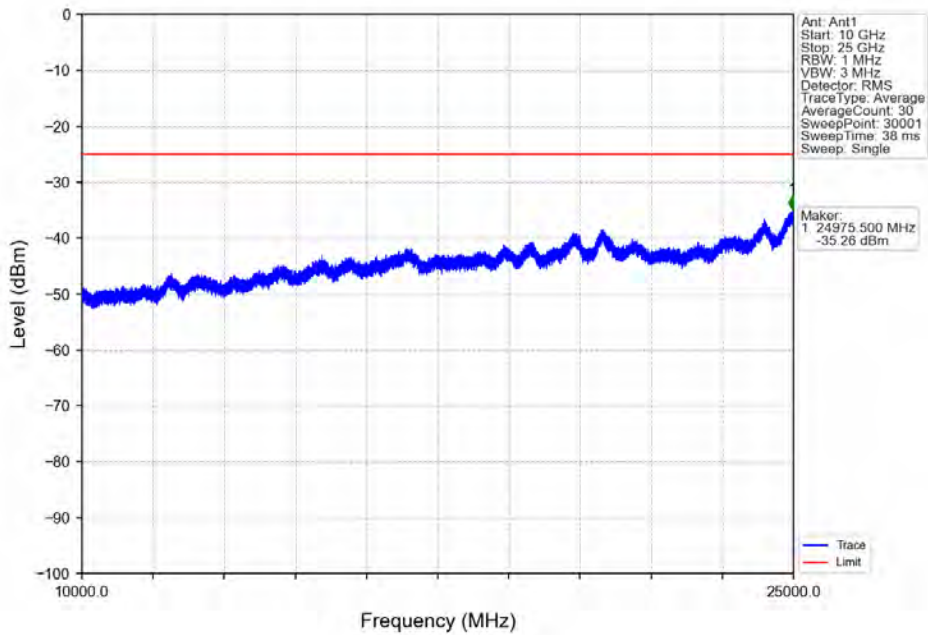
Band7\_10MHz\_QPSK\_LCH\_2505MHz\_RB\_1\_0\_NTNV



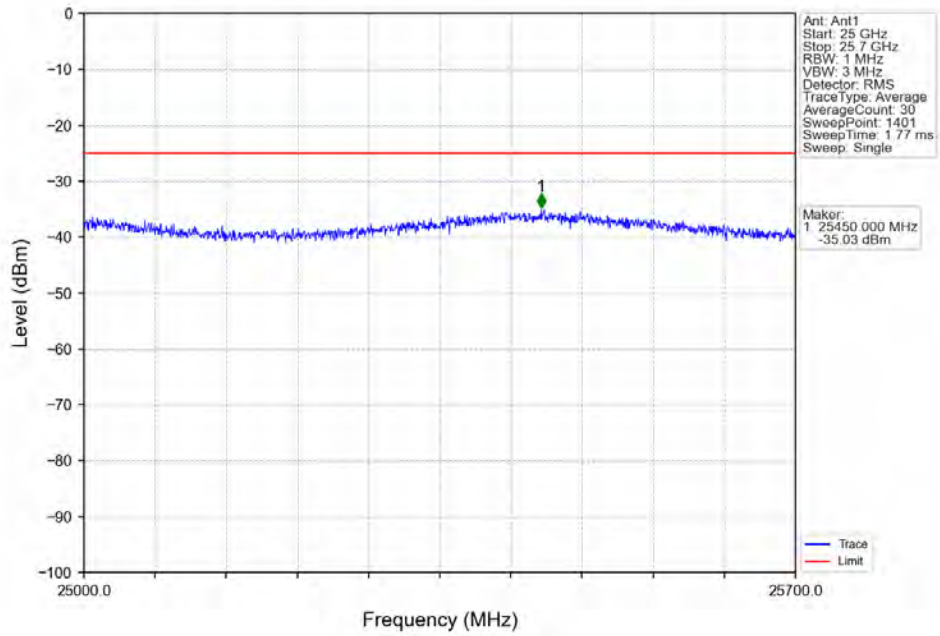
Band7\_10MHz\_QPSK\_LCH\_2505MHz\_RB\_1\_0\_NTNV



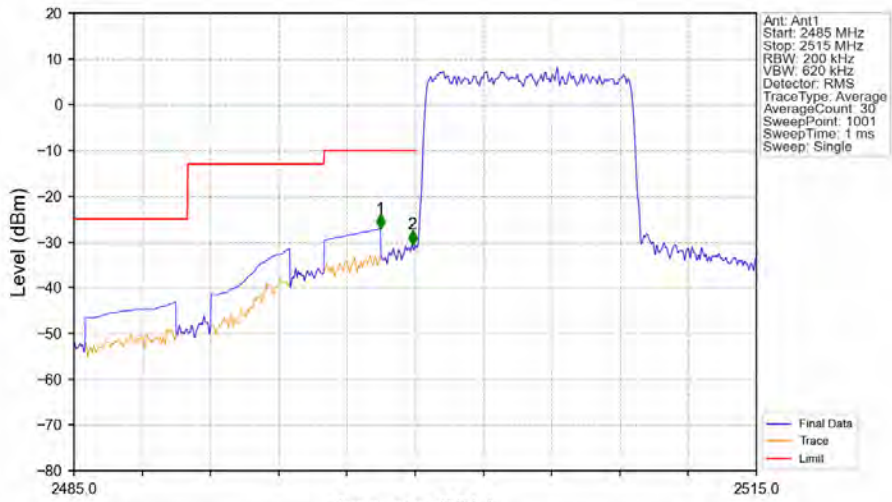
Band7\_10MHz\_QPSK\_LCH\_2505MHz\_RB\_1\_0\_NTNV



Band7\_10MHz\_QPSK\_LCH\_2505MHz\_RB\_1\_0\_NTNV

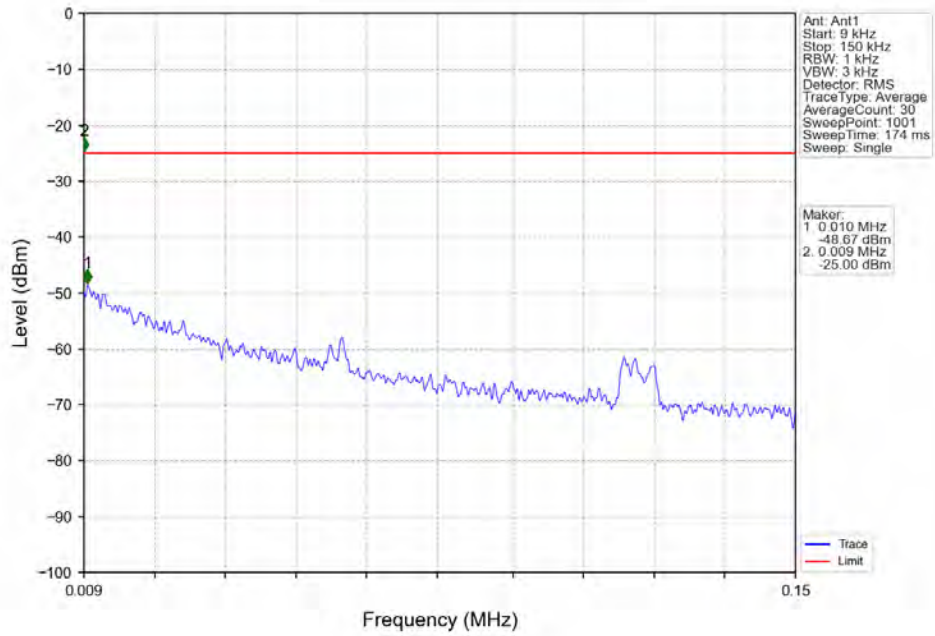


Band7\_10MHz\_QPSK\_LCH\_2505MHz\_RB\_50\_0\_NTNV

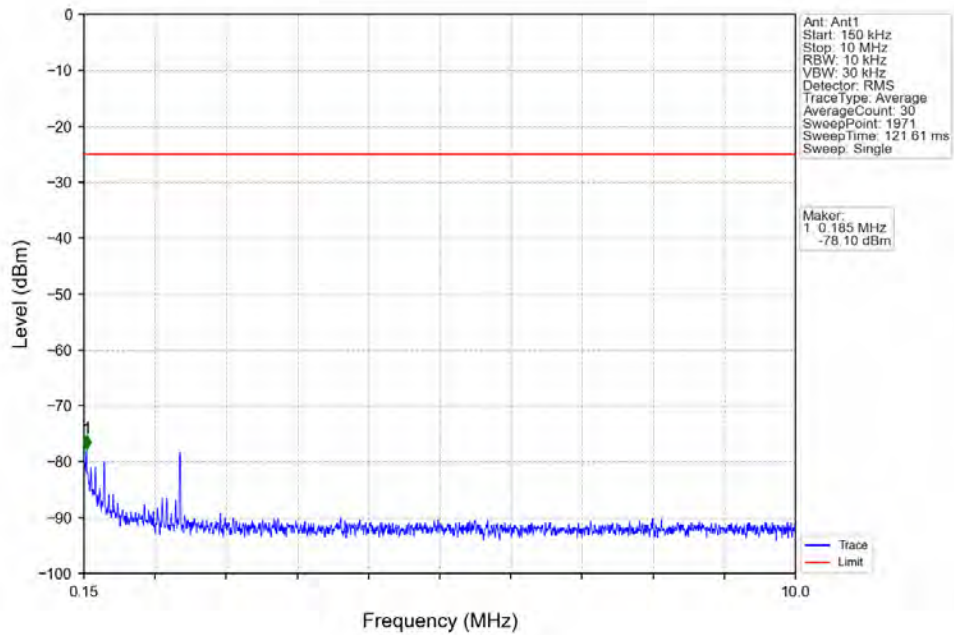


Start (MHz)	Stop (MHz)	RBW (MHz)	Method	Marker No	Freq (MHz)	Level (dBm)	Limit (dBm)	Result
2485	2499	1	CHP	1	2498.470	-27.08	-10	Pass
2499	2500	0.2	/	2	2499.880	-30.52	-10	Pass
2500	2515	0.2	/	/	/	/	/	/

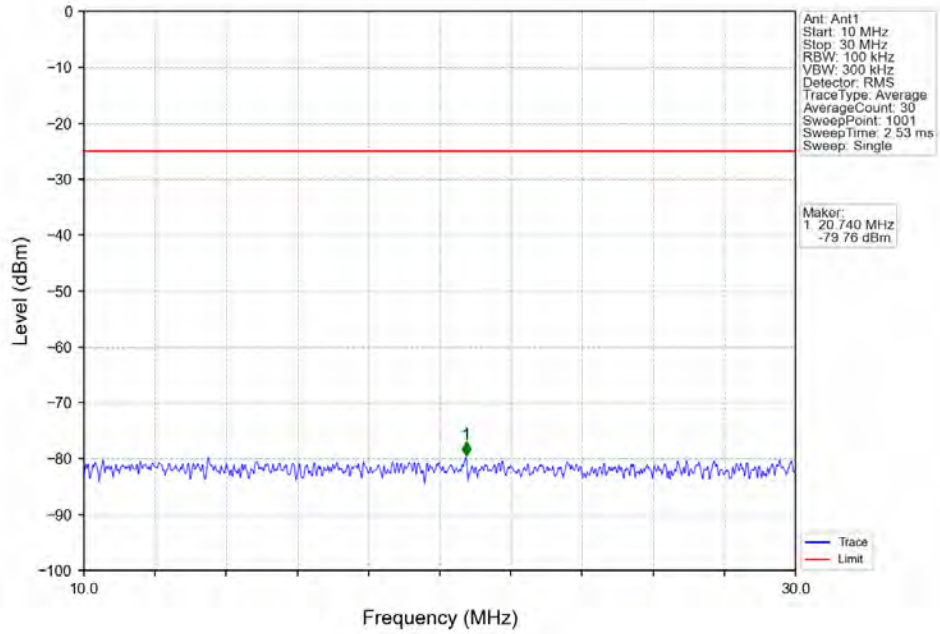
Band7\_10MHz\_QPSK\_MCH\_2535MHz\_RB\_1\_0\_NTNV



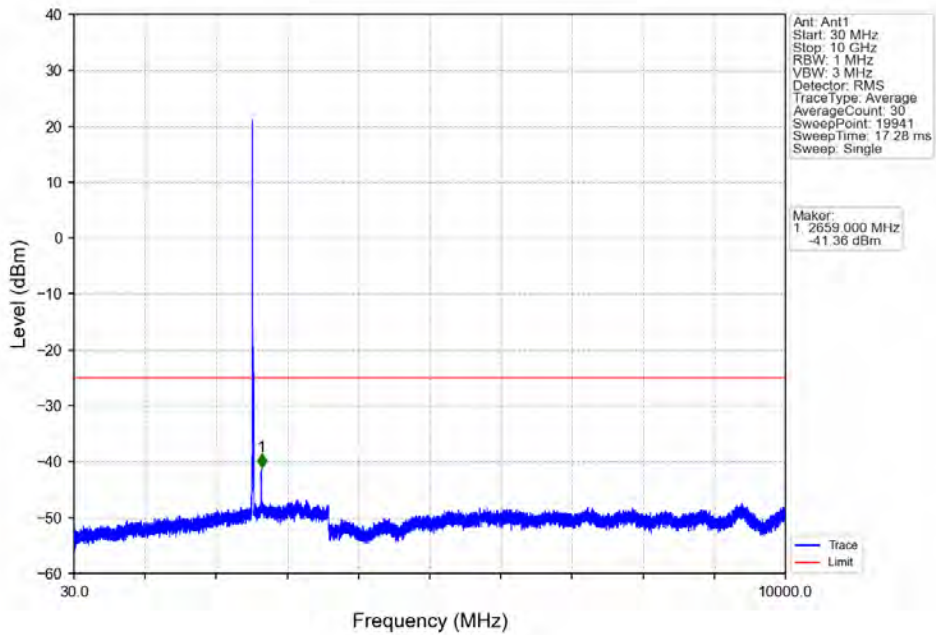
Band7\_10MHz\_QPSK\_MCH\_2535MHz\_RB\_1\_0\_NTNV



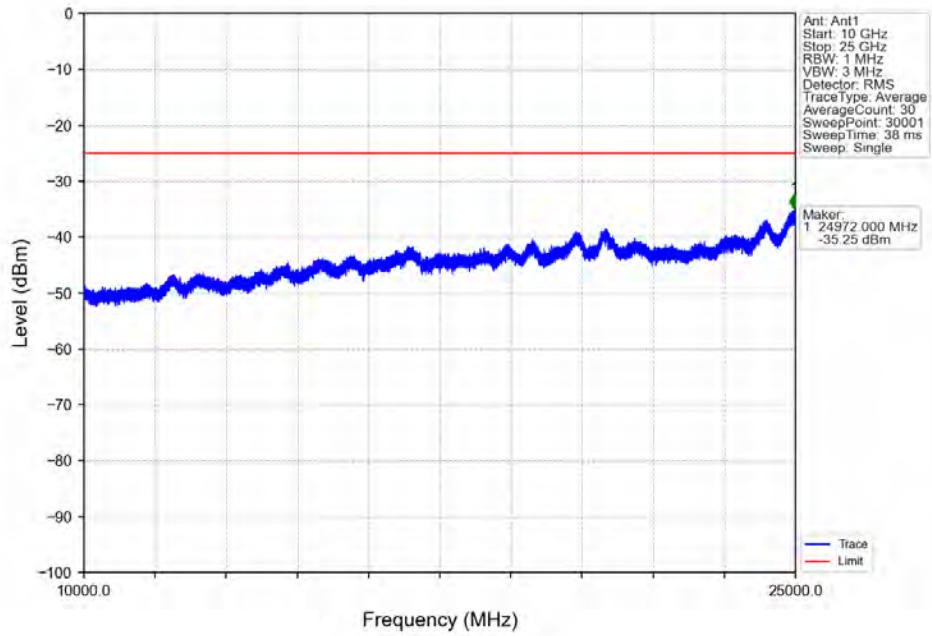
Band7\_10MHz\_QPSK\_MCH\_2535MHz\_RB\_1\_0\_NTNV



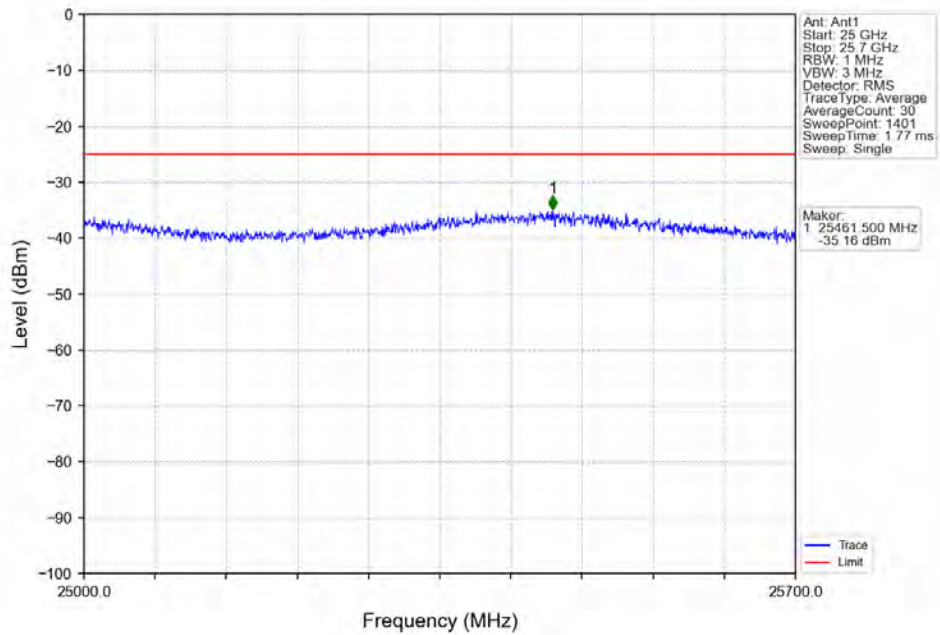
Band7\_10MHz\_QPSK\_MCH\_2535MHz\_RB\_1\_0\_NTNV



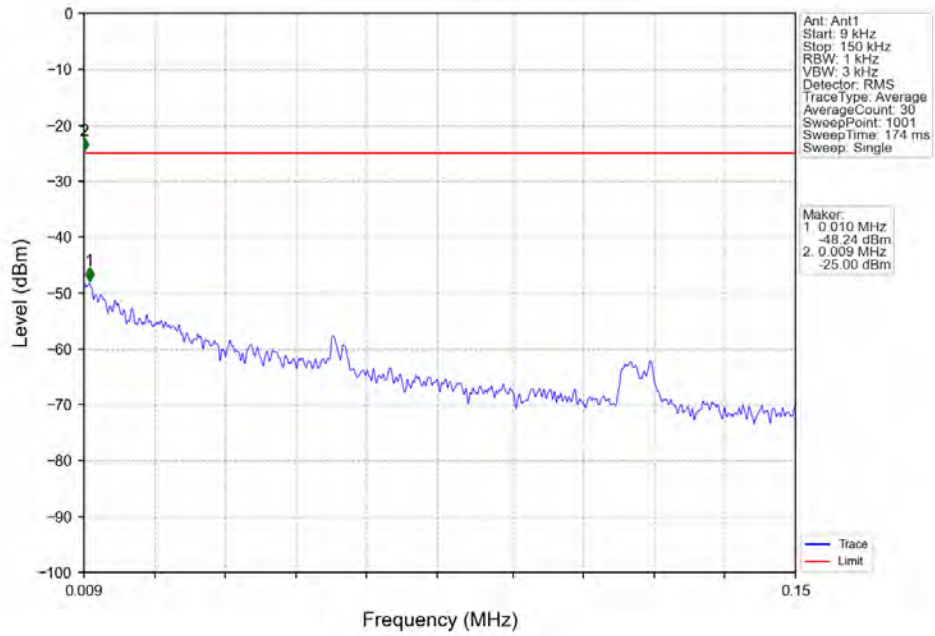
Band7\_10MHz\_QPSK\_MCH\_2535MHz\_RB\_1\_0\_NTNV



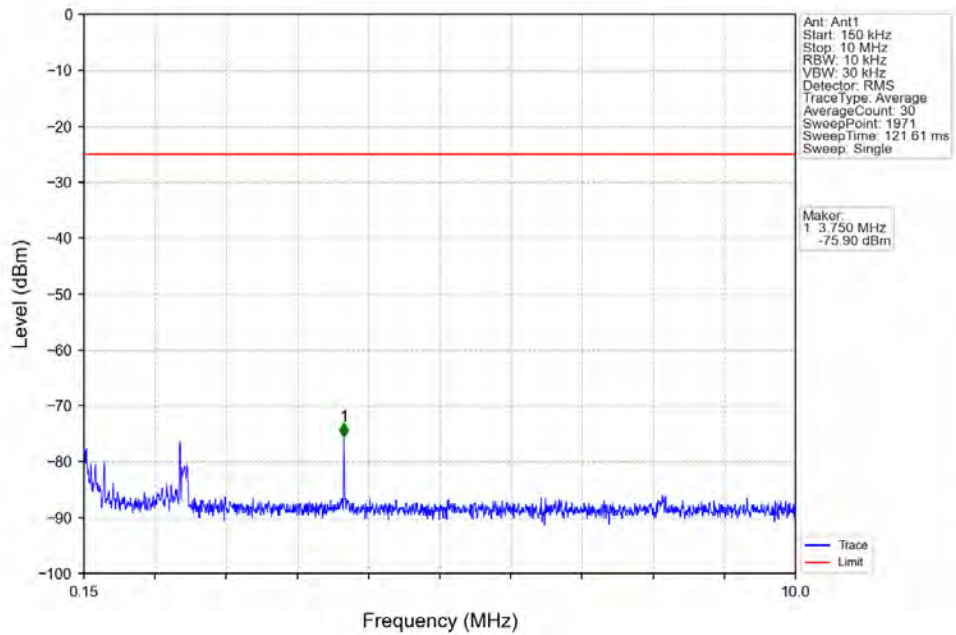
Band7\_10MHz\_QPSK\_MCH\_2535MHz\_RB\_1\_0\_NTNV



Band7\_10MHz\_QPSK\_HCH\_2565MHz\_RB\_1\_0\_NTNV

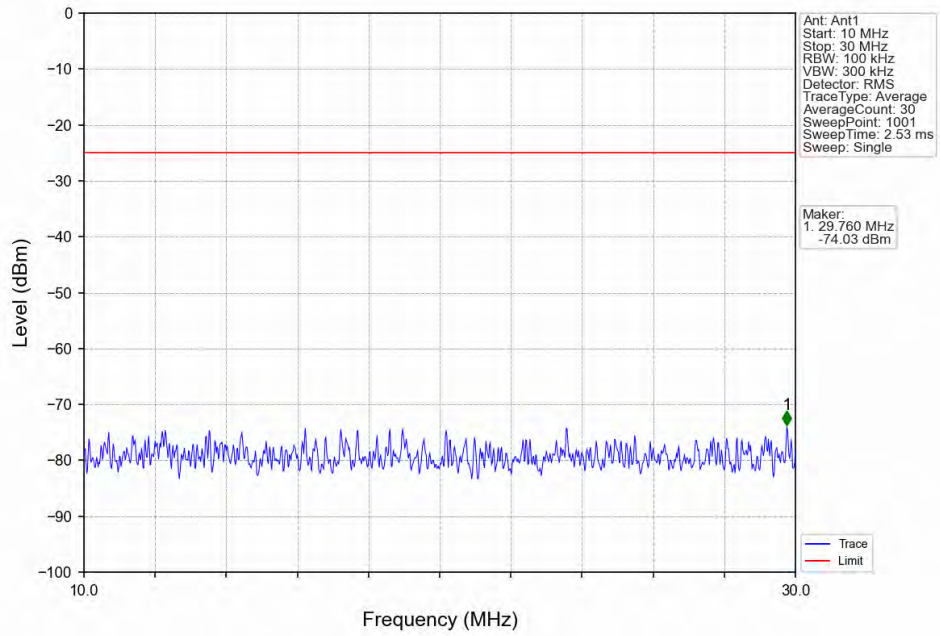


Band7\_10MHz\_QPSK\_HCH\_2565MHz\_RB\_1\_0\_NTNV

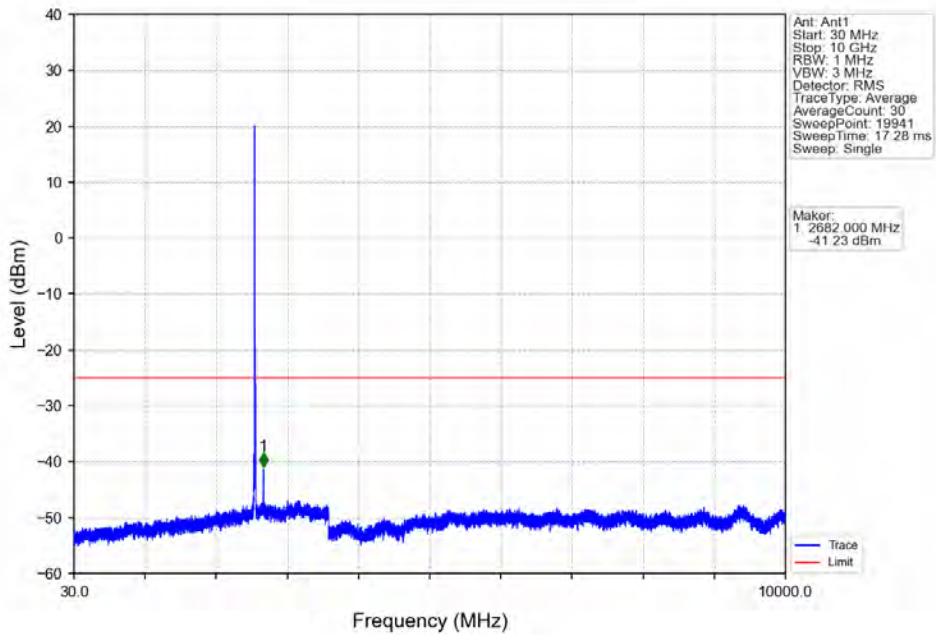




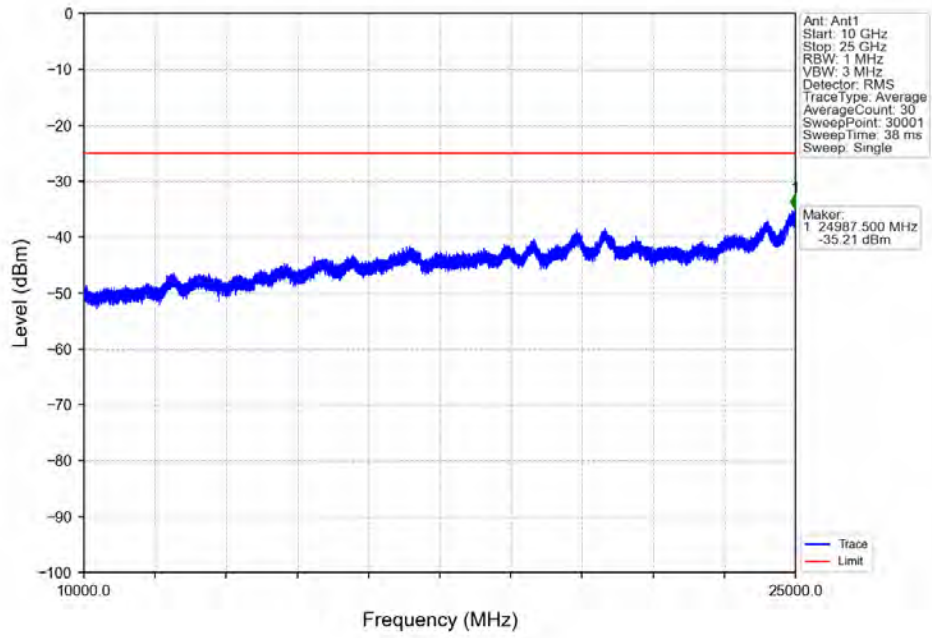
Band7\_10MHz\_QPSK\_HCH\_2565MHz\_RB\_1\_0\_NTNV



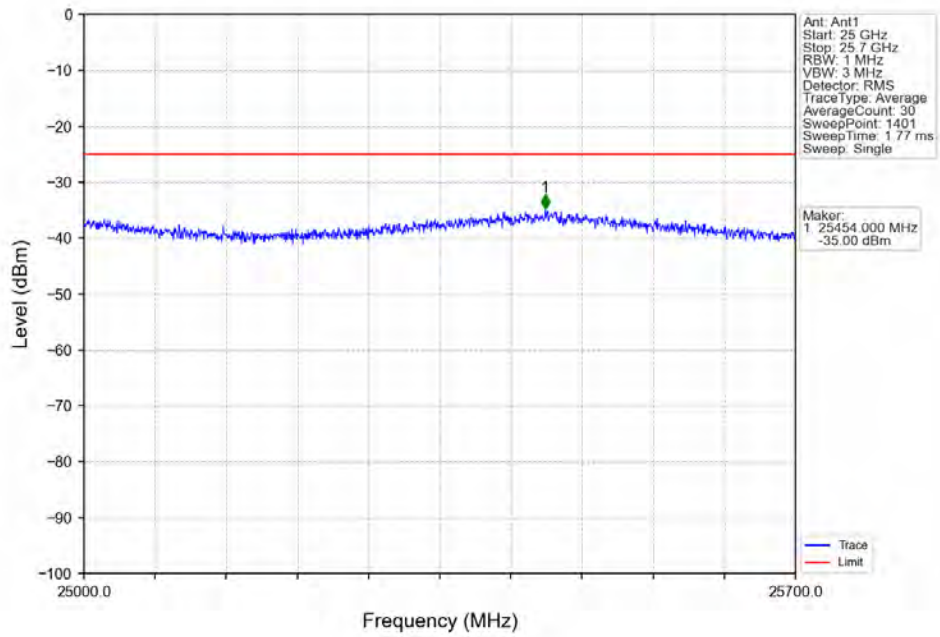
Band7\_10MHz\_QPSK\_HCH\_2565MHz\_RB\_1\_0\_NTNV



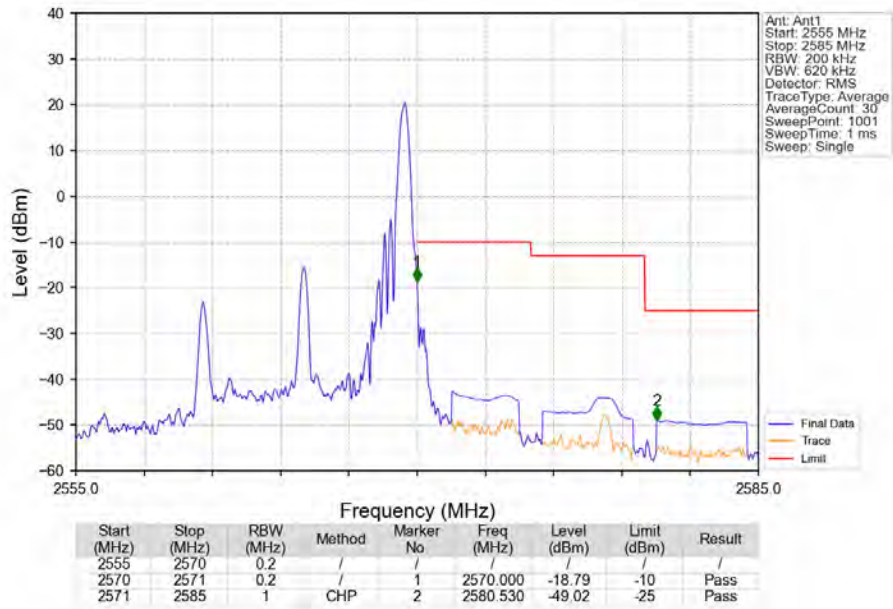
Band7\_10MHz\_QPSK\_HCH\_2565MHz\_RB\_1\_0\_NTNV



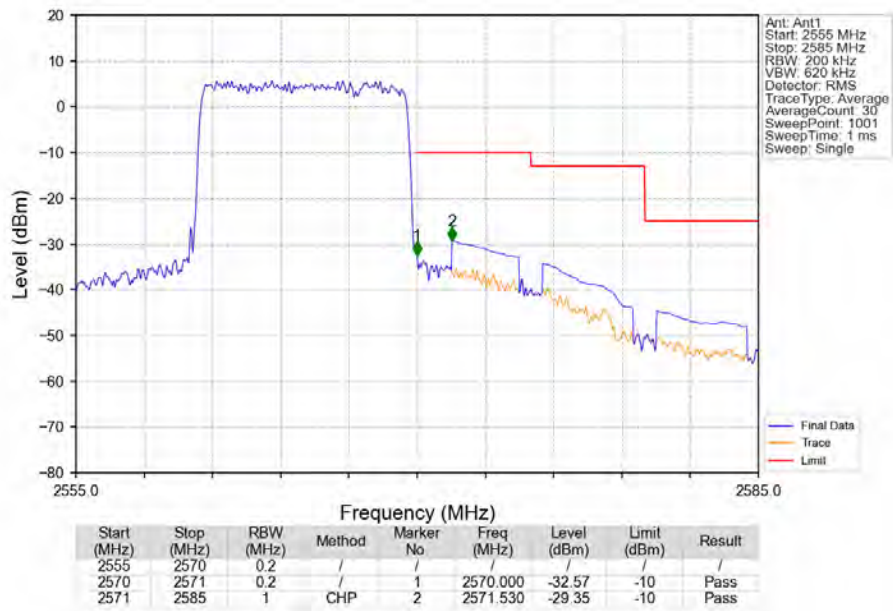
Band7\_10MHz\_QPSK\_HCH\_2565MHz\_RB\_1\_0\_NTNV



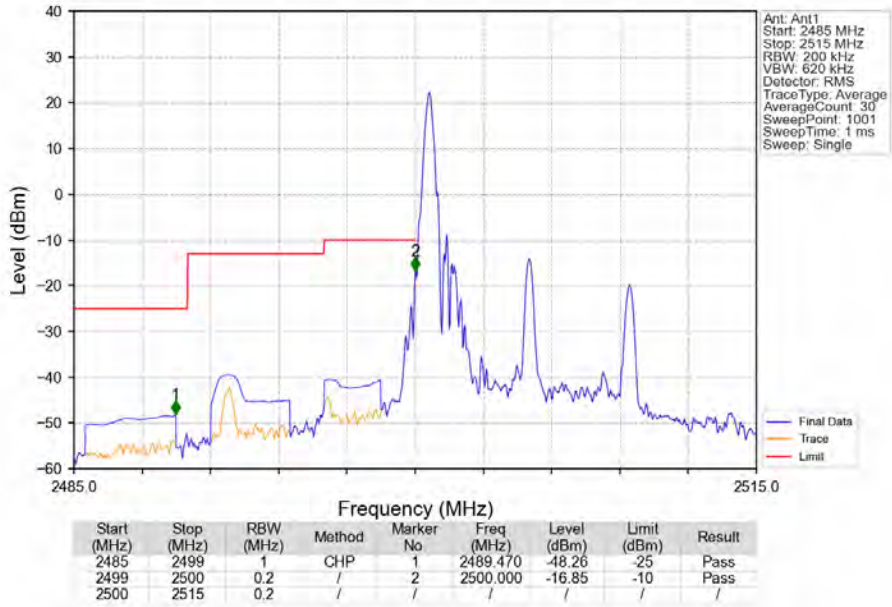
Band7\_10MHz\_QPSK\_HCH\_2565MHz\_RB\_1\_49\_NTNV



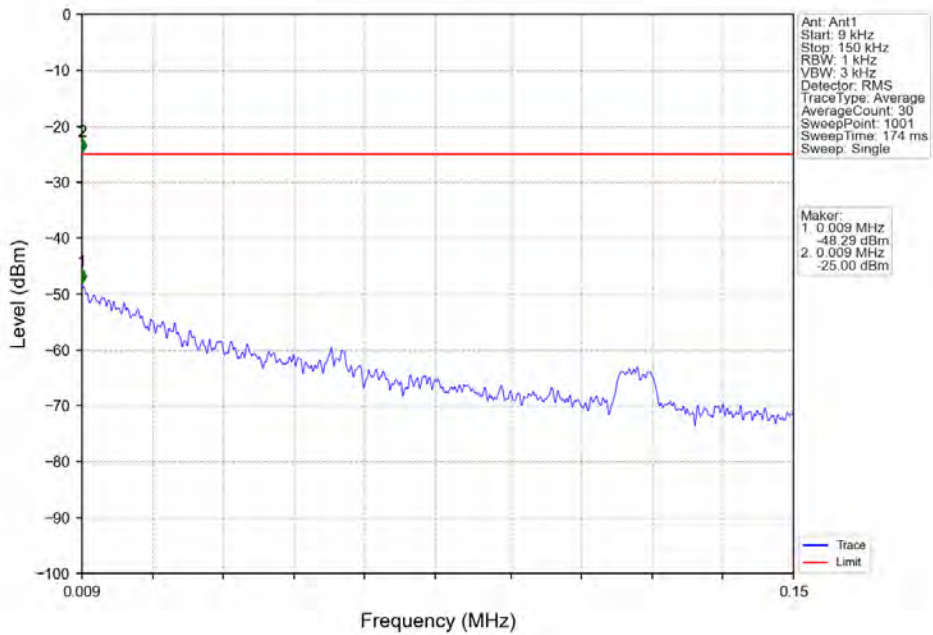
Band7\_10MHz\_QPSK\_HCH\_2565MHz\_RB\_50\_0\_NTNV



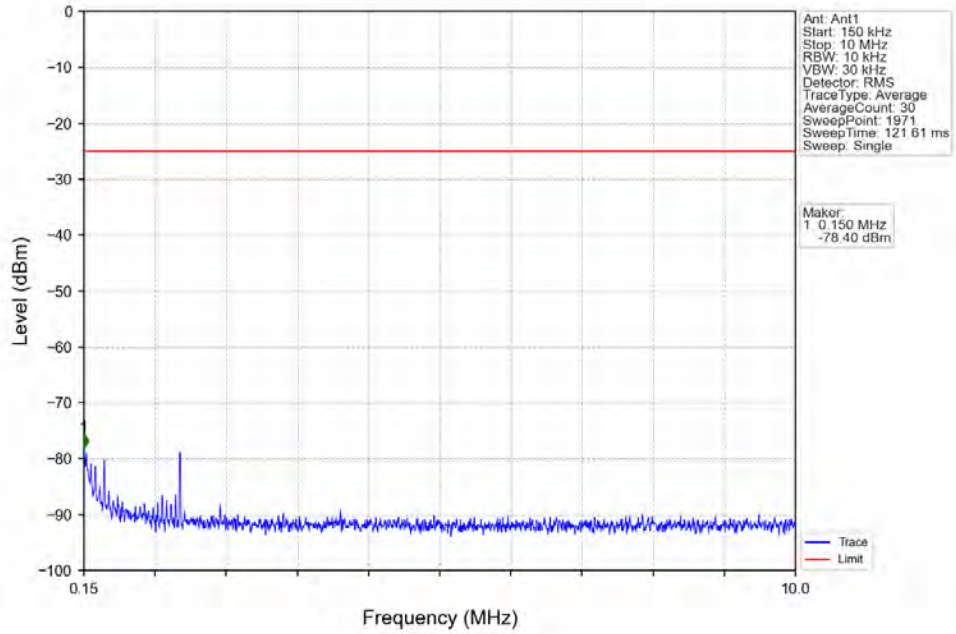
Band7\_10MHz\_16QAM\_LCH\_2505MHz\_RB\_1\_0\_NTNV



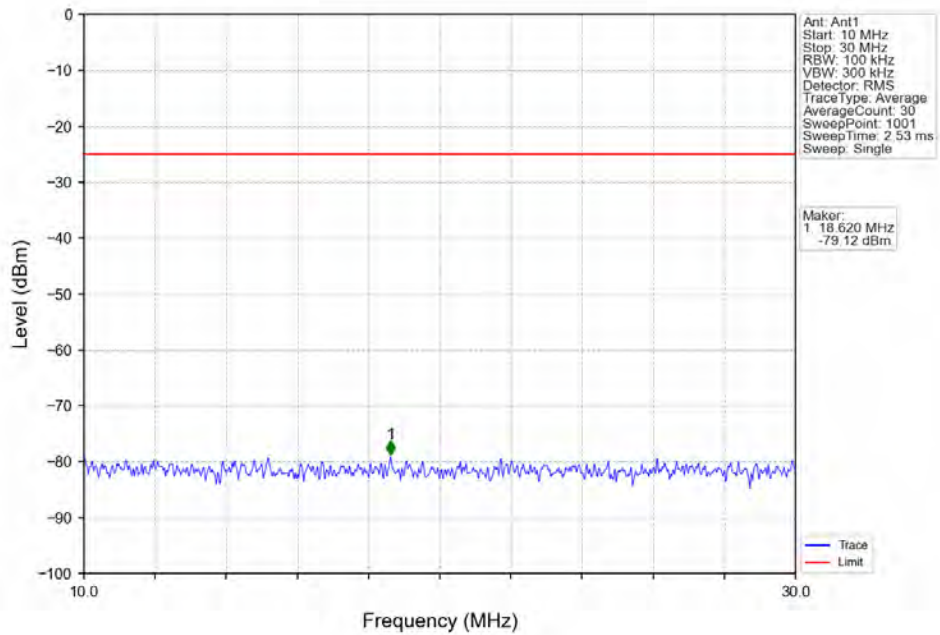
Band7\_10MHz\_16QAM\_LCH\_2505MHz\_RB\_1\_0\_NTNV



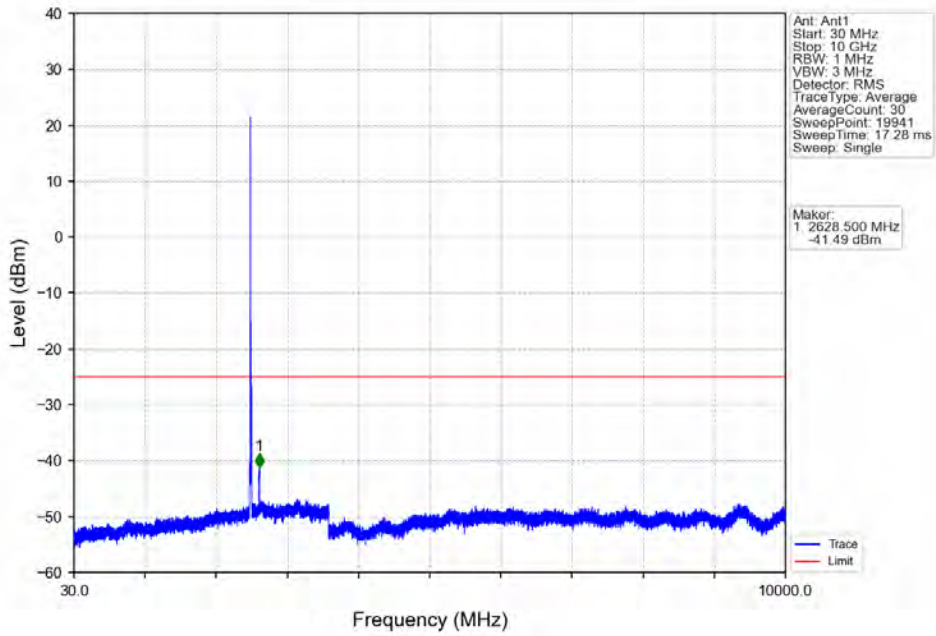
Band7\_10MHz\_16QAM\_LCH\_2505MHz\_RB\_1\_0\_NTNV



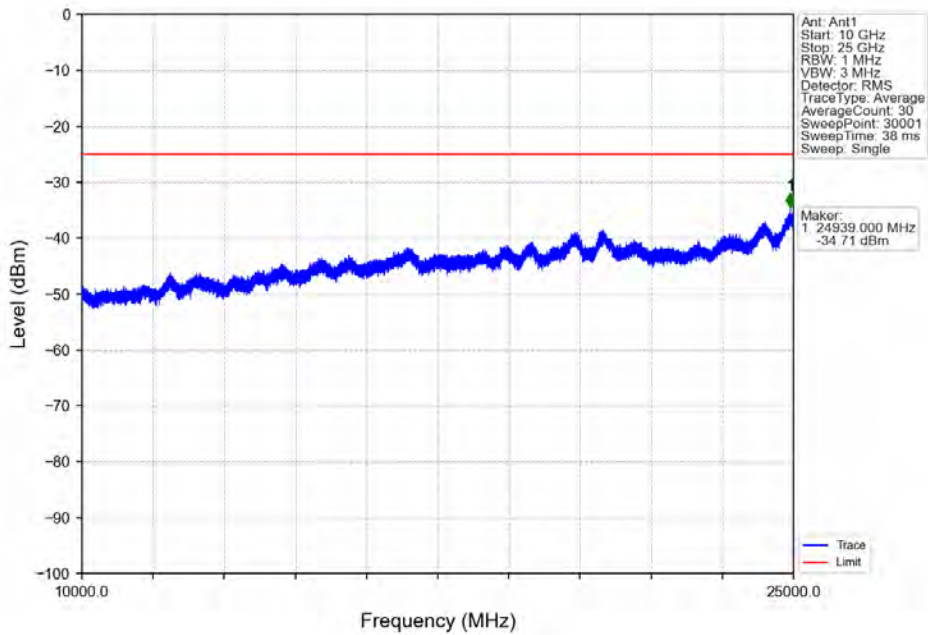
Band7\_10MHz\_16QAM\_LCH\_2505MHz\_RB\_1\_0\_NTNV



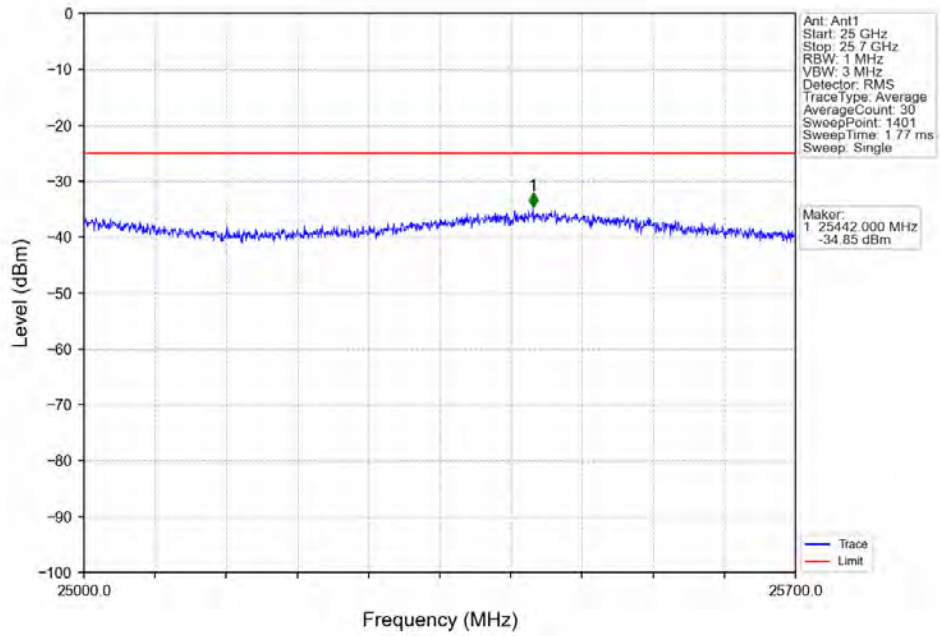
Band7\_10MHz\_16QAM\_LCH\_2505MHz\_RB\_1\_0\_NTNV



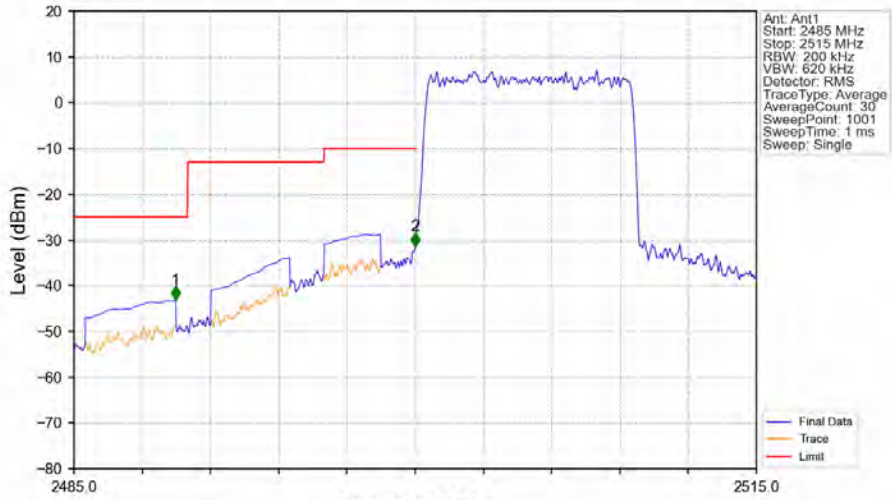
Band7\_10MHz\_16QAM\_LCH\_2505MHz\_RB\_1\_0\_NTNV



Band7\_10MHz\_16QAM\_LCH\_2505MHz\_RB\_1\_0\_NTNV

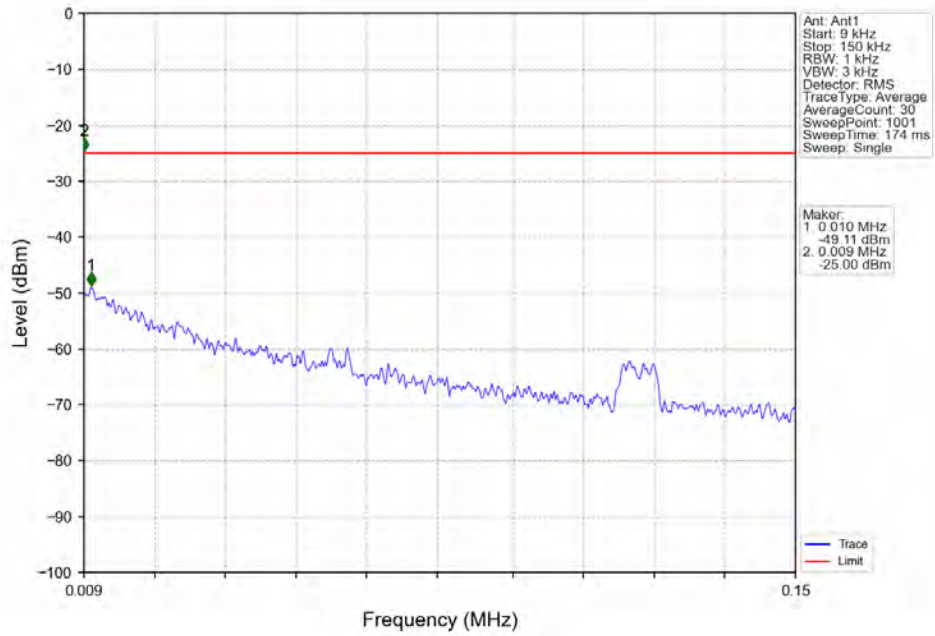


Band7\_10MHz\_16QAM\_LCH\_2505MHz\_RB\_50\_0\_NTNV

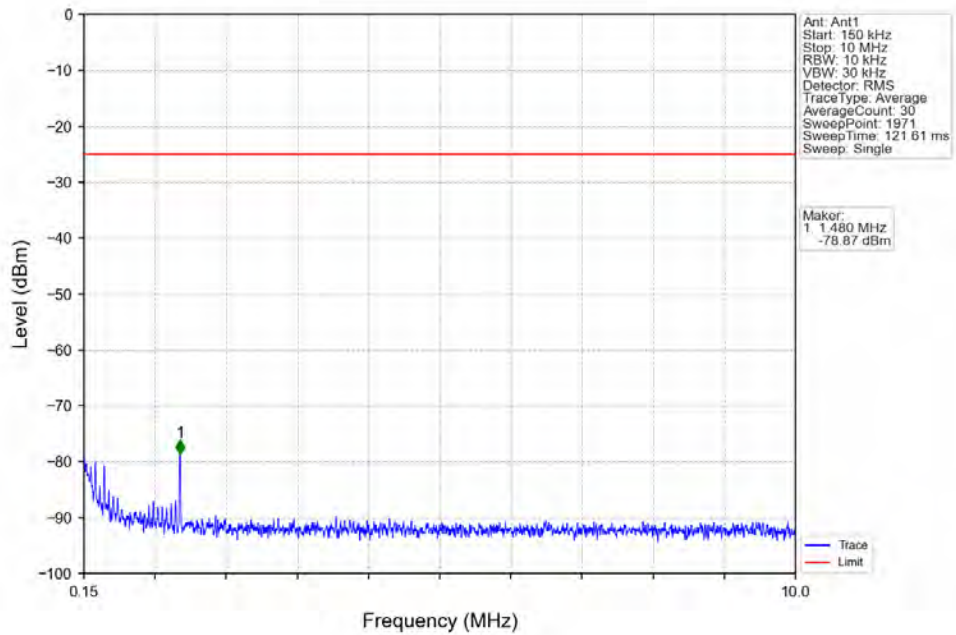


Start (MHz)	Stop (MHz)	RBW (MHz)	Method	Marker No	Freq (MHz)	Level (dBm)	Limit (dBm)	Result
2485	2499	1	CHP	1	2489.470	-43.19	-25	Pass
2499	2500	0.2	/	2	2500.000	-31.41	-10	Pass
2500	2515	0.2	/	/	/	/	/	/

Band7\_10MHz\_16QAM\_MCH\_2535MHz\_RB\_1\_0\_NTNV

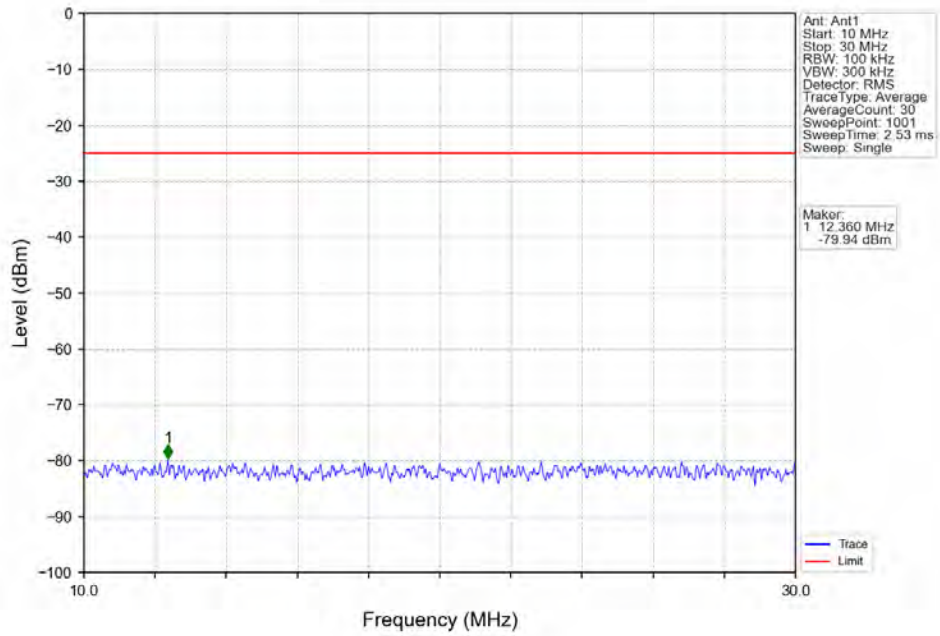


Band7\_10MHz\_16QAM\_MCH\_2535MHz\_RB\_1\_0\_NTNV

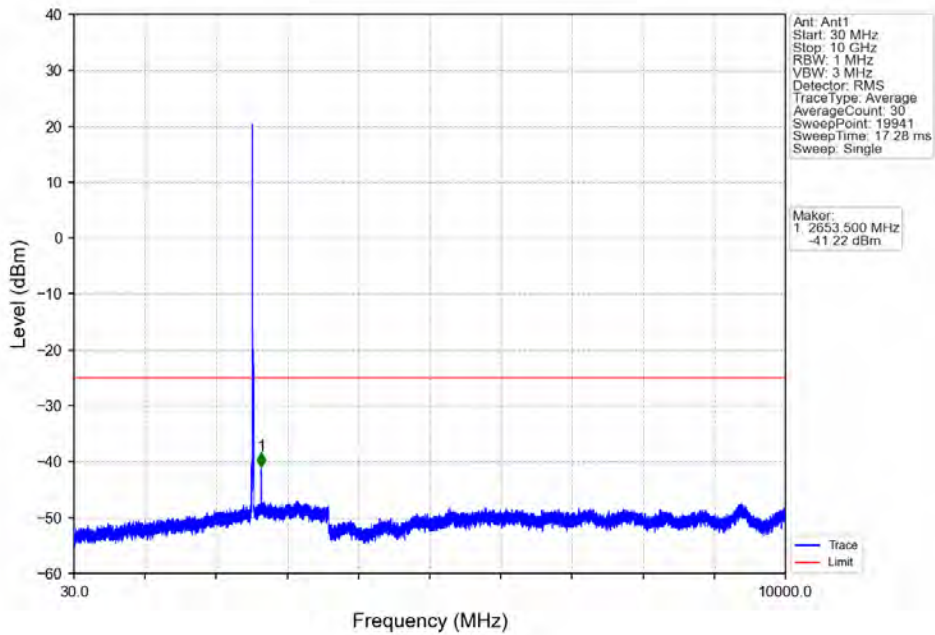




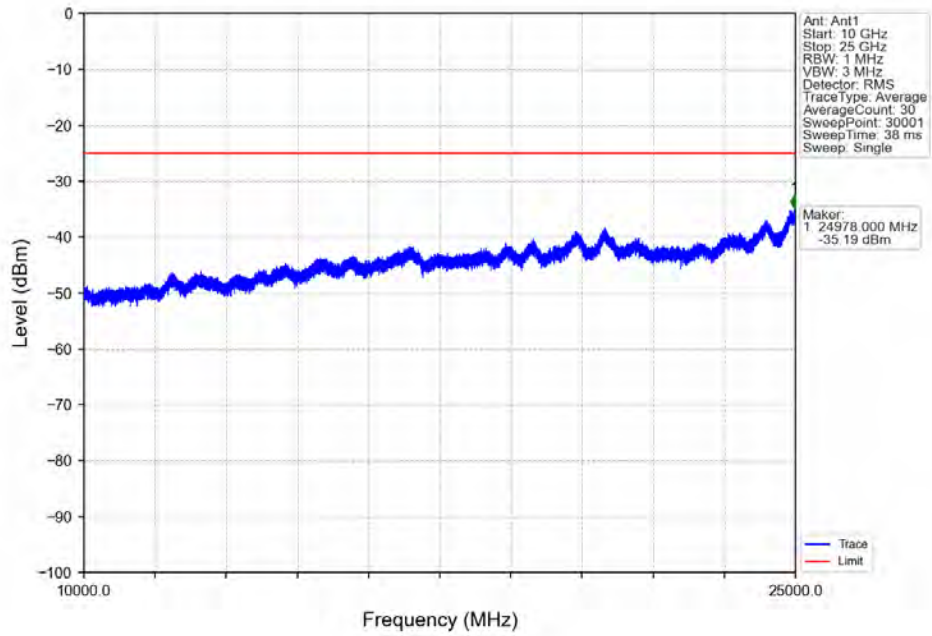
Band7\_10MHz\_16QAM\_MCH\_2535MHz\_RB\_1\_0\_NTNV



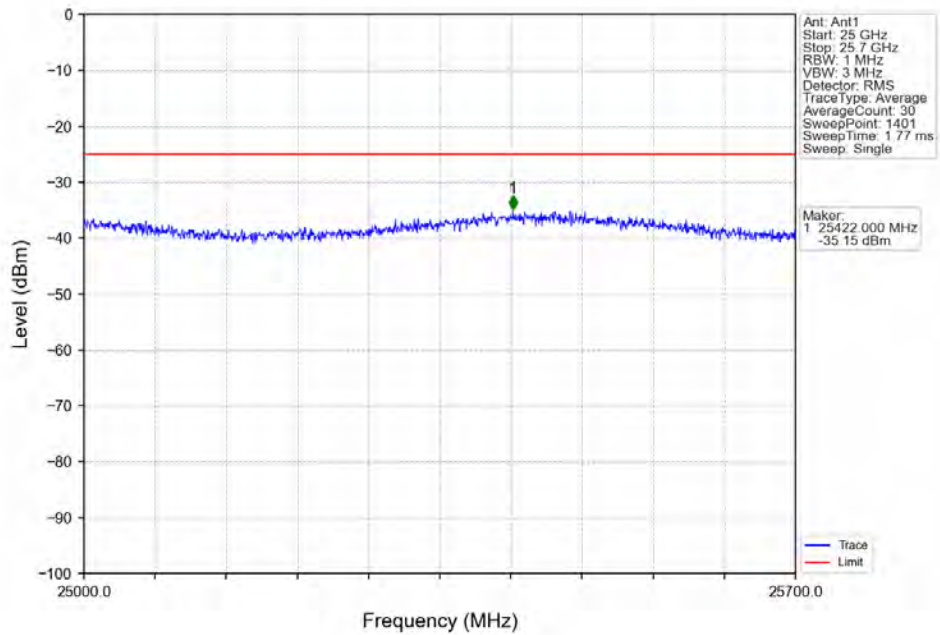
Band7\_10MHz\_16QAM\_MCH\_2535MHz\_RB\_1\_0\_NTNV



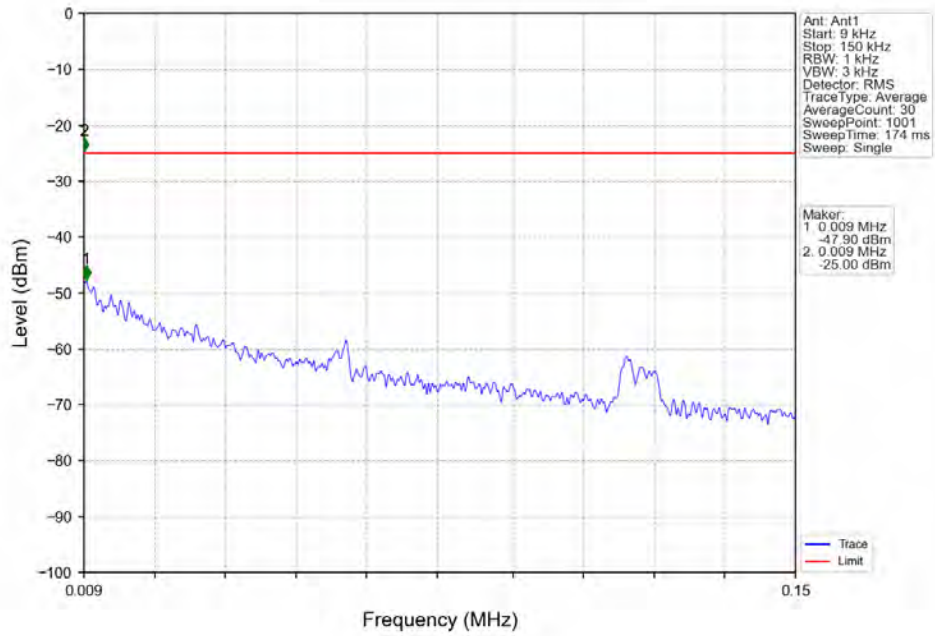
Band7\_10MHz\_16QAM\_MCH\_2535MHz\_RB\_1\_0\_NTNV



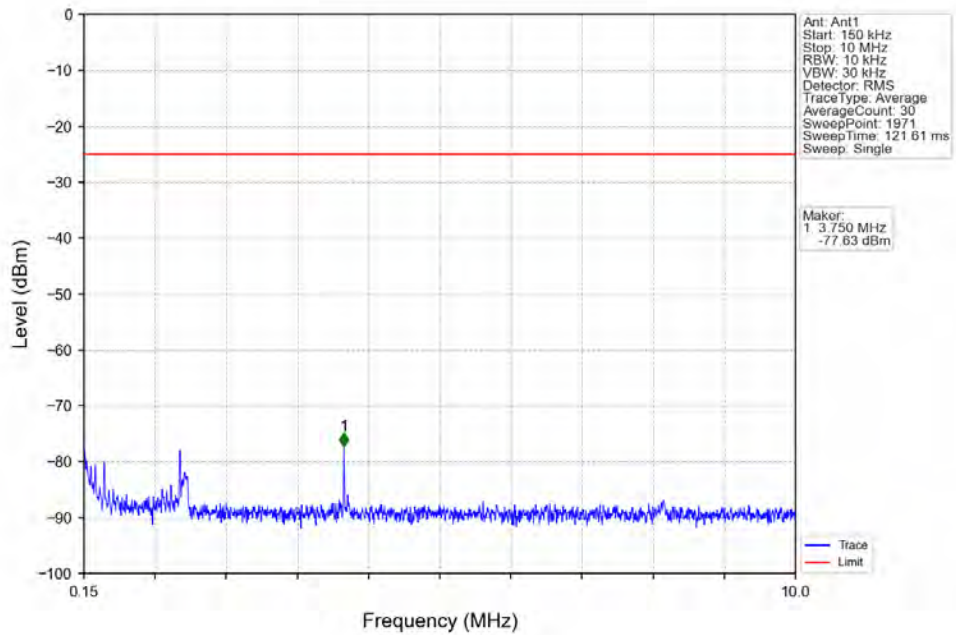
Band7\_10MHz\_16QAM\_MCH\_2535MHz\_RB\_1\_0\_NTNV



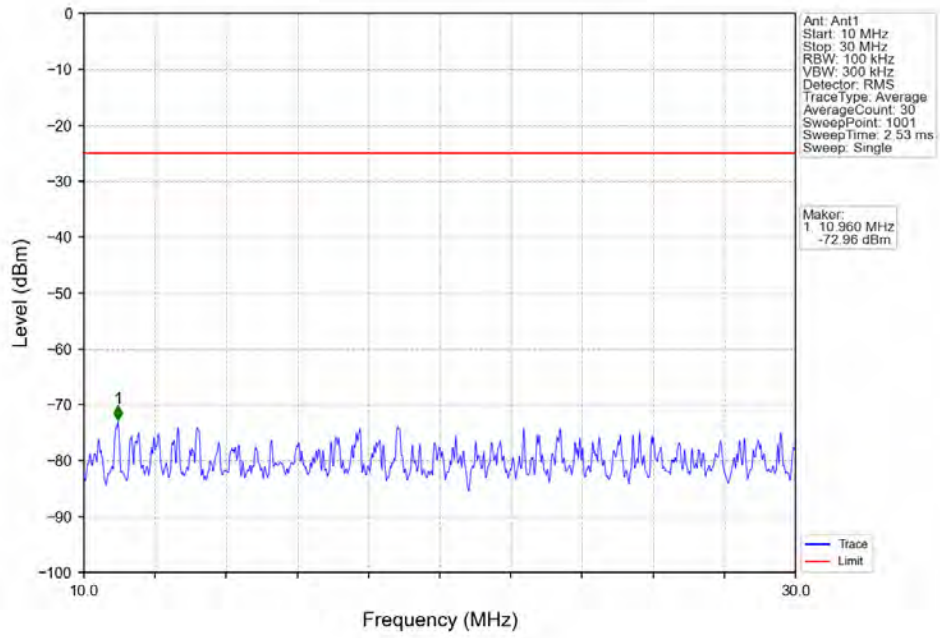
Band7\_10MHz\_16QAM\_HCH\_2565MHz\_RB\_1\_0\_NTNV



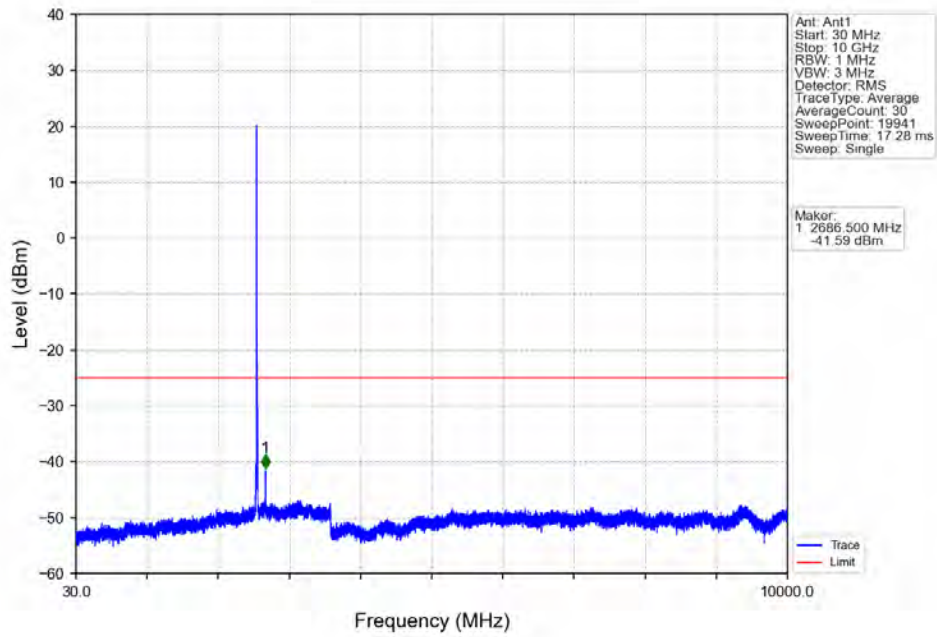
Band7\_10MHz\_16QAM\_HCH\_2565MHz\_RB\_1\_0\_NTNV



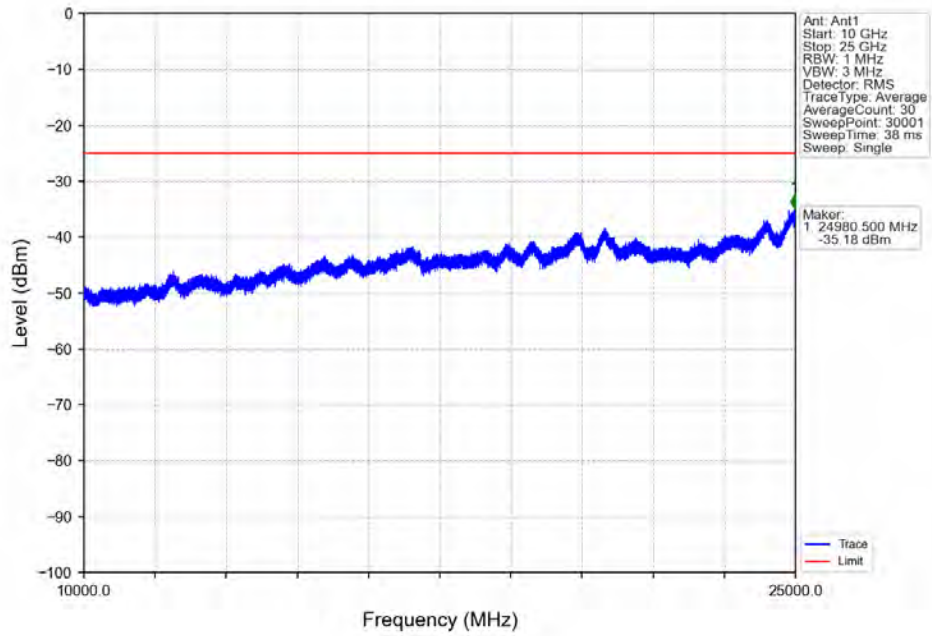
Band7\_10MHz\_16QAM\_HCH\_2565MHz\_RB\_1\_0\_NTNV



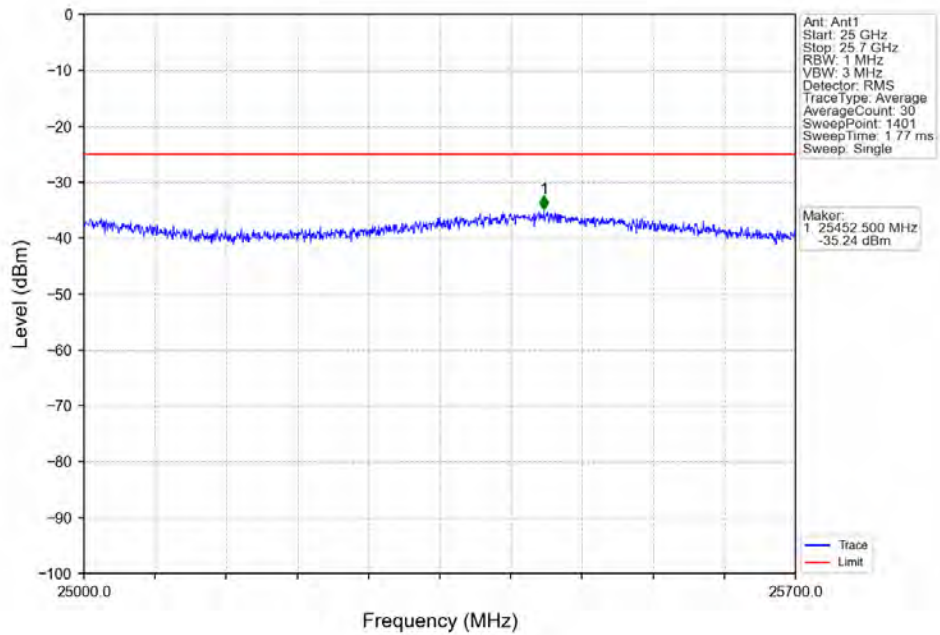
Band7\_10MHz\_16QAM\_HCH\_2565MHz\_RB\_1\_0\_NTNV



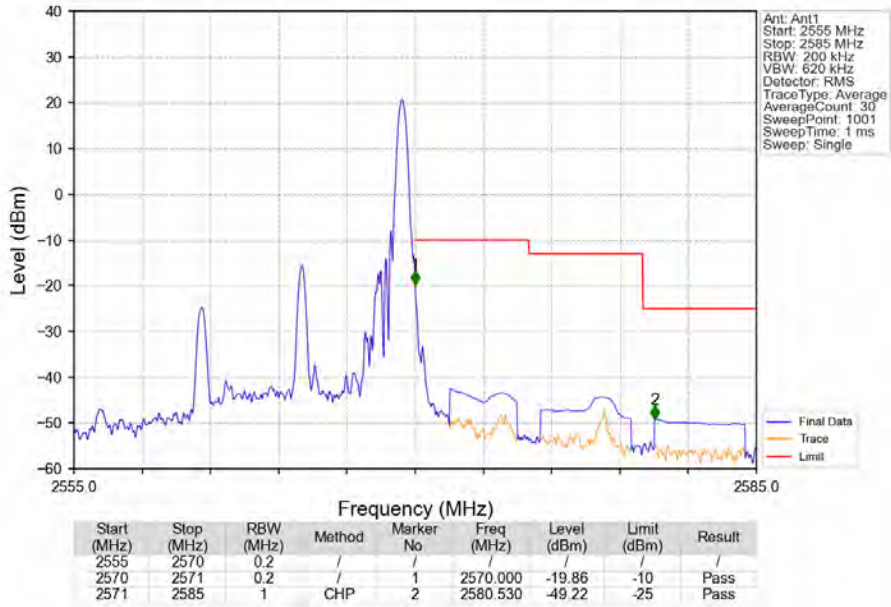
Band7\_10MHz\_16QAM\_HCH\_2565MHz\_RB\_1\_0\_NTNV



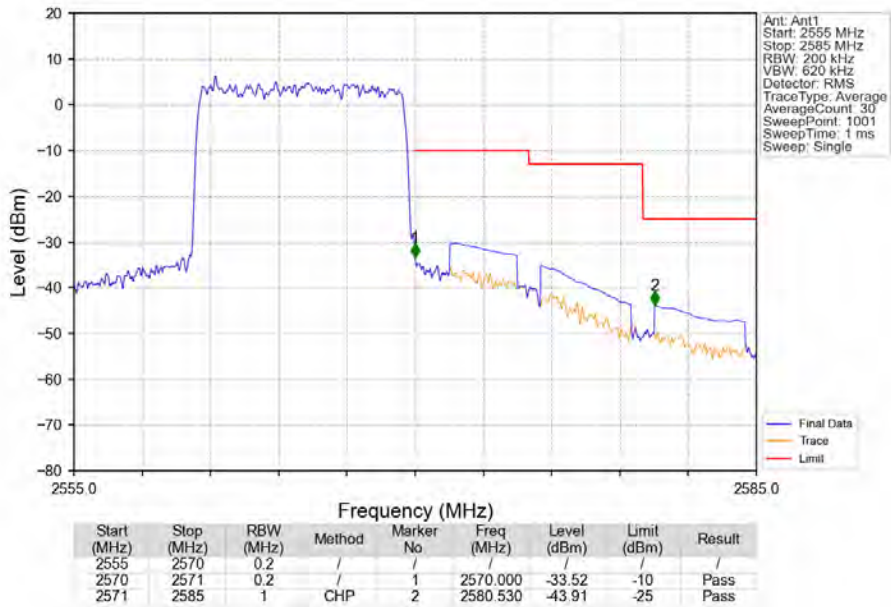
Band7\_10MHz\_16QAM\_HCH\_2565MHz\_RB\_1\_0\_NTNV



Band7\_10MHz\_16QAM\_HCH\_2565MHz\_RB\_1\_49\_NTNV



Band7\_10MHz\_16QAM\_HCH\_2565MHz\_RB\_50\_0\_NTNV

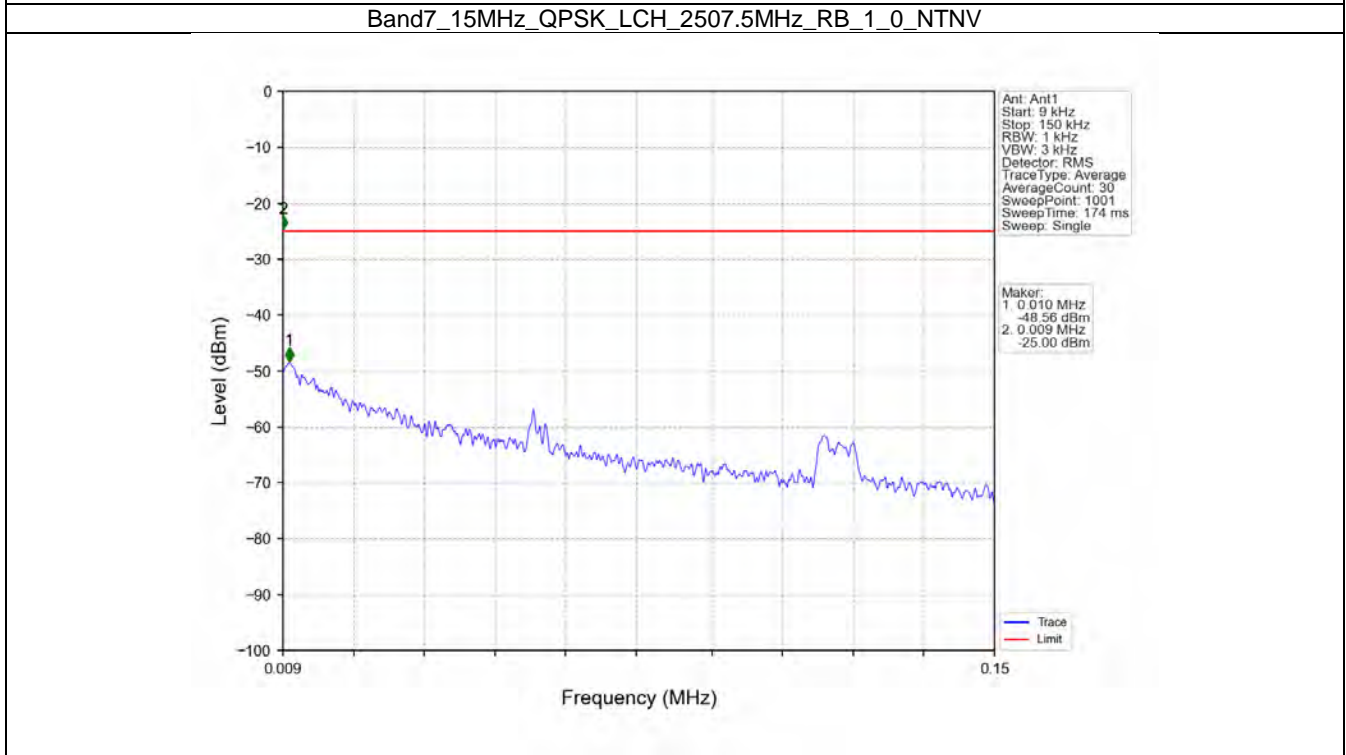
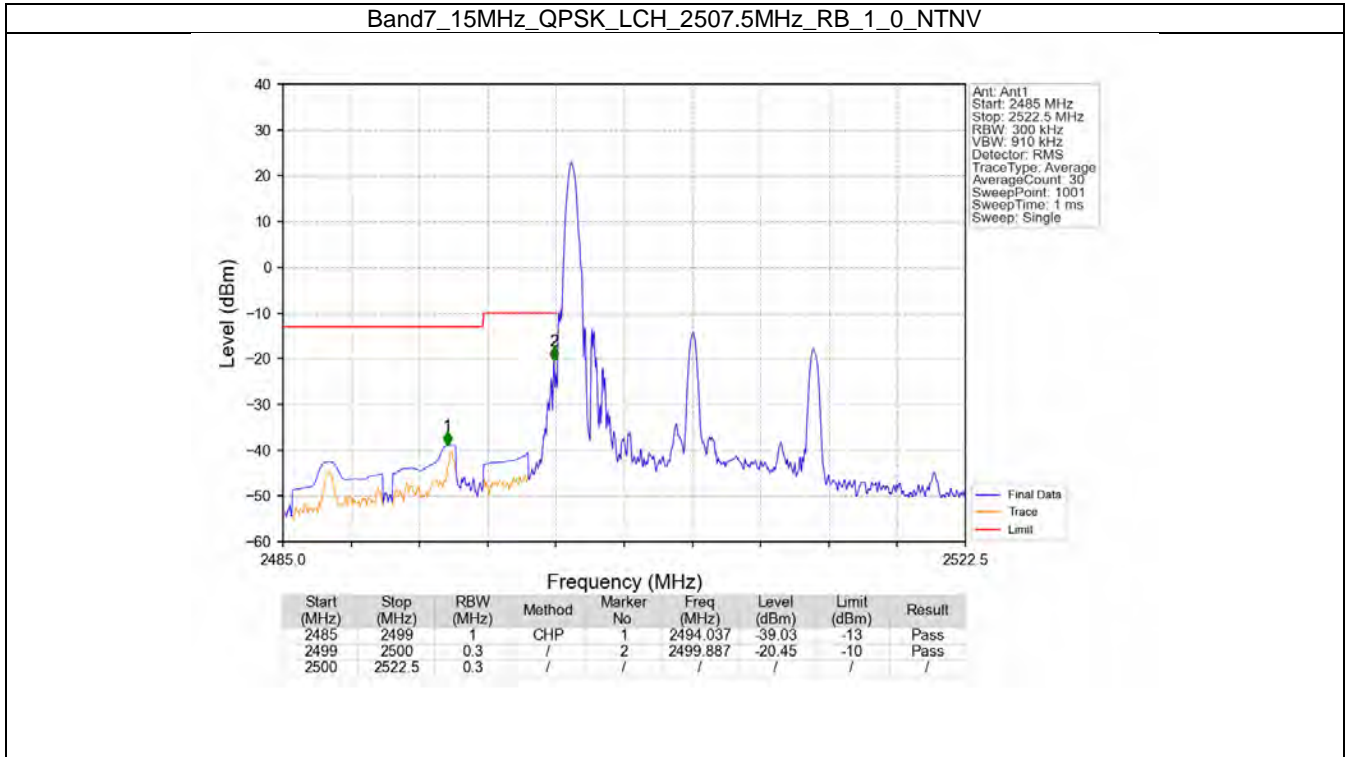


### 6.3 B7\_15MHz

#### 6.3.1 Test Result

Band: 7 / Bandwidth: 15MHz / NTV						
Modulation	Frequency (MHz)	RB Allocation		Spurious Emission		Verdict
		Size	Offset	Result	Limit	
QPSK	2507.5	1	0	Refer To Test Graph		Pass
		75	0	Refer To Test Graph		Pass
	2535	1	0	Refer To Test Graph		Pass
	2562.5	1	0	Refer To Test Graph		Pass
			74	Refer To Test Graph		Pass
		75	0	Refer To Test Graph		Pass
16QAM	2507.5	1	0	Refer To Test Graph		Pass
		75	0	Refer To Test Graph		Pass
	2535	1	0	Refer To Test Graph		Pass
	2562.5	1	0	Refer To Test Graph		Pass
			74	Refer To Test Graph		Pass
		75	0	Refer To Test Graph		Pass

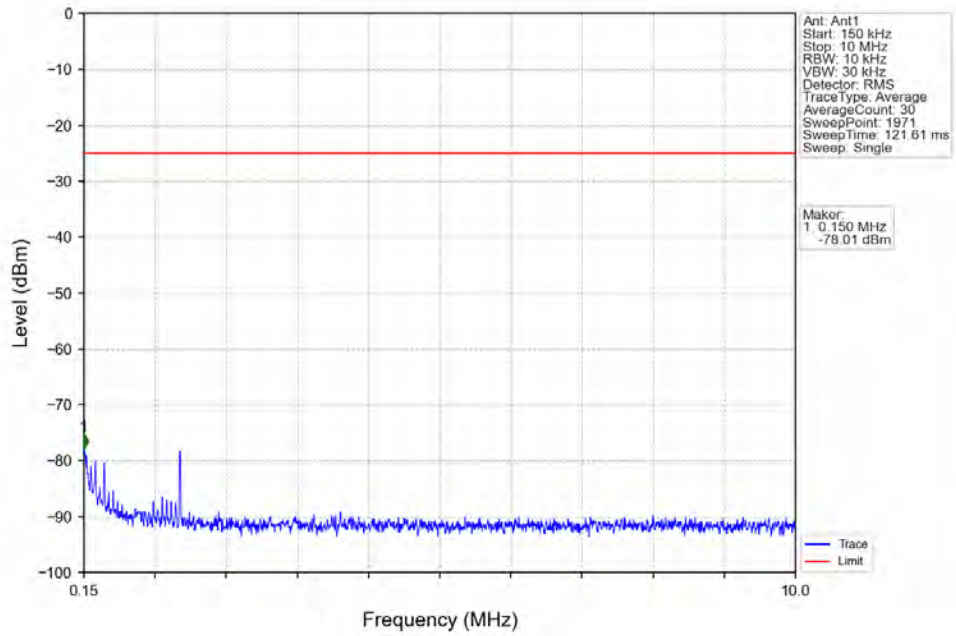
### 6.3.2 Test Graph



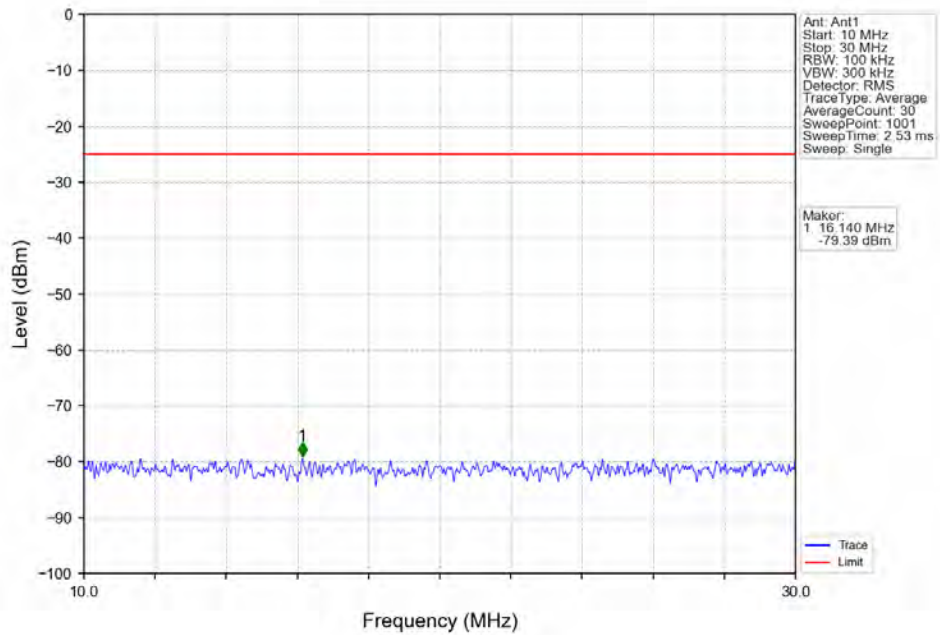




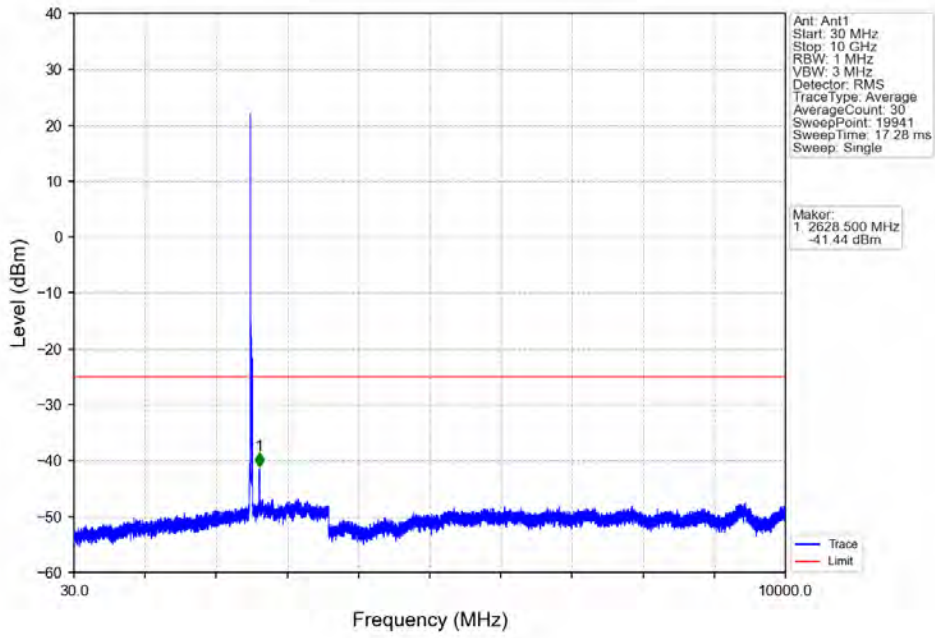
Band7\_15MHz\_QPSK\_LCH\_2507.5MHz\_RB\_1\_0\_NTNV



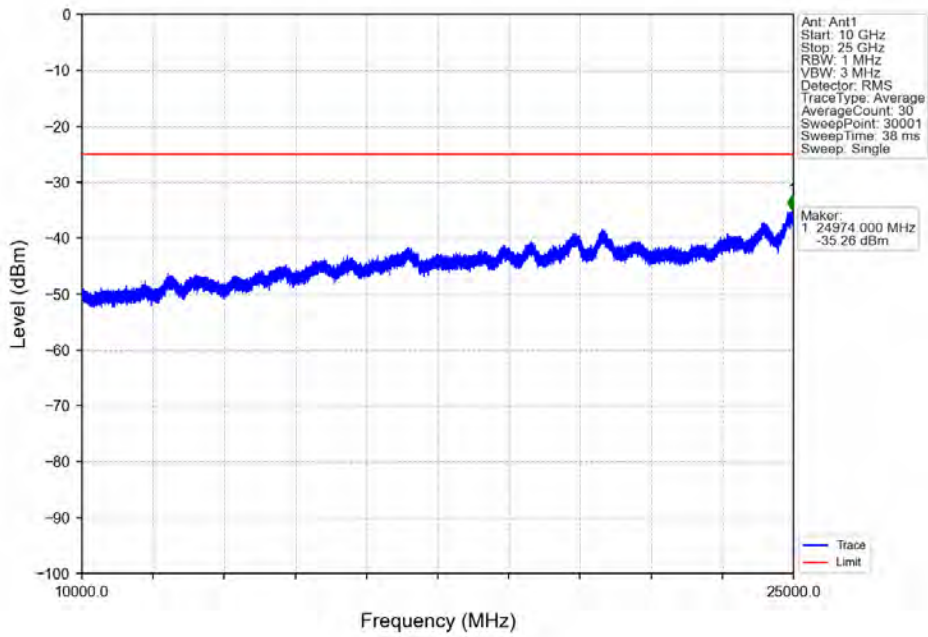
Band7\_15MHz\_QPSK\_LCH\_2507.5MHz\_RB\_1\_0\_NTNV



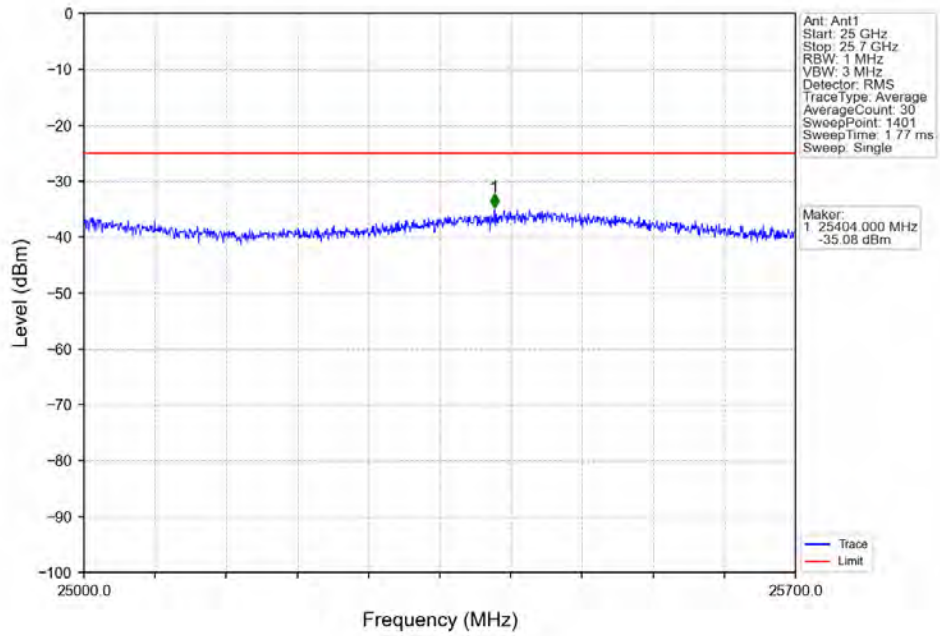
Band7\_15MHz\_QPSK\_LCH\_2507.5MHz\_RB\_1\_0\_NTNV



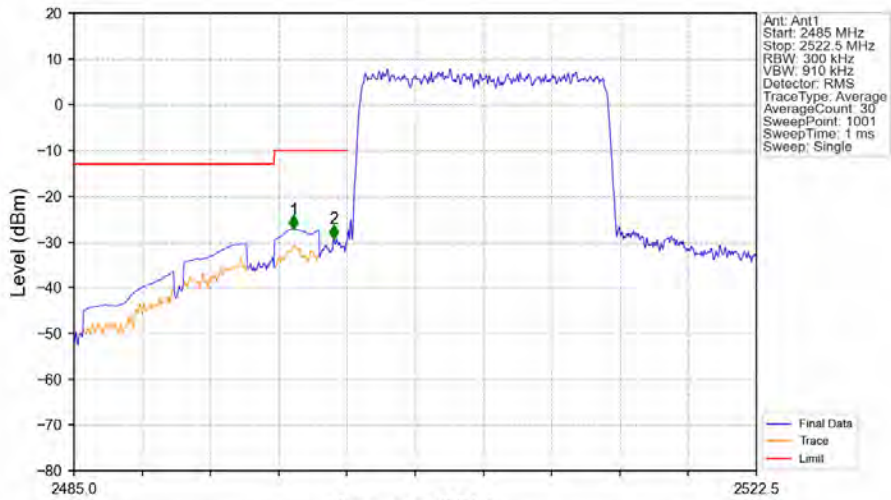
Band7\_15MHz\_QPSK\_LCH\_2507.5MHz\_RB\_1\_0\_NTNV



Band7\_15MHz\_QPSK\_LCH\_2507.5MHz\_RB\_1\_0\_NTNV

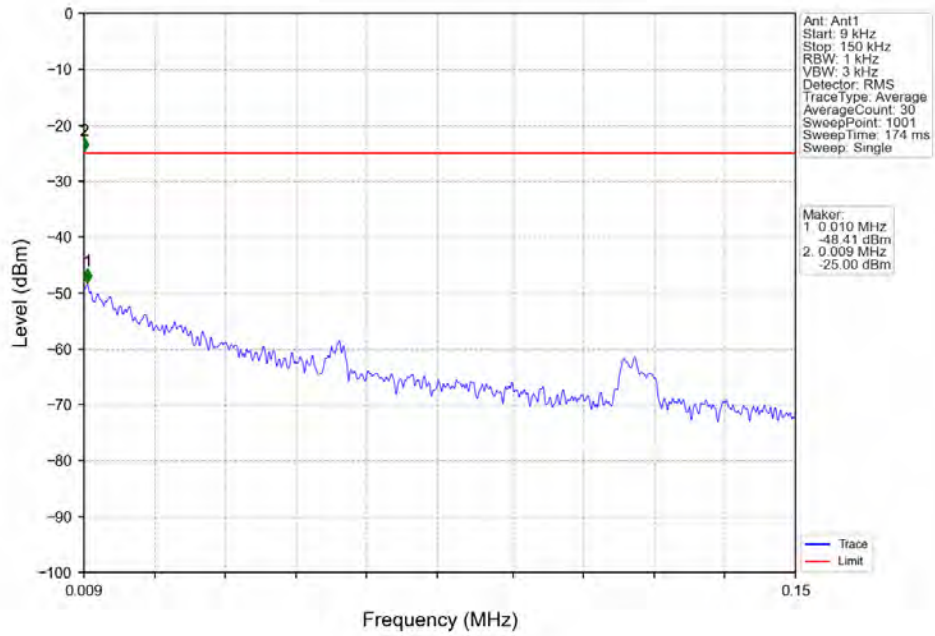


Band7\_15MHz\_QPSK\_LCH\_2507.5MHz\_RB\_75\_0\_NTNV

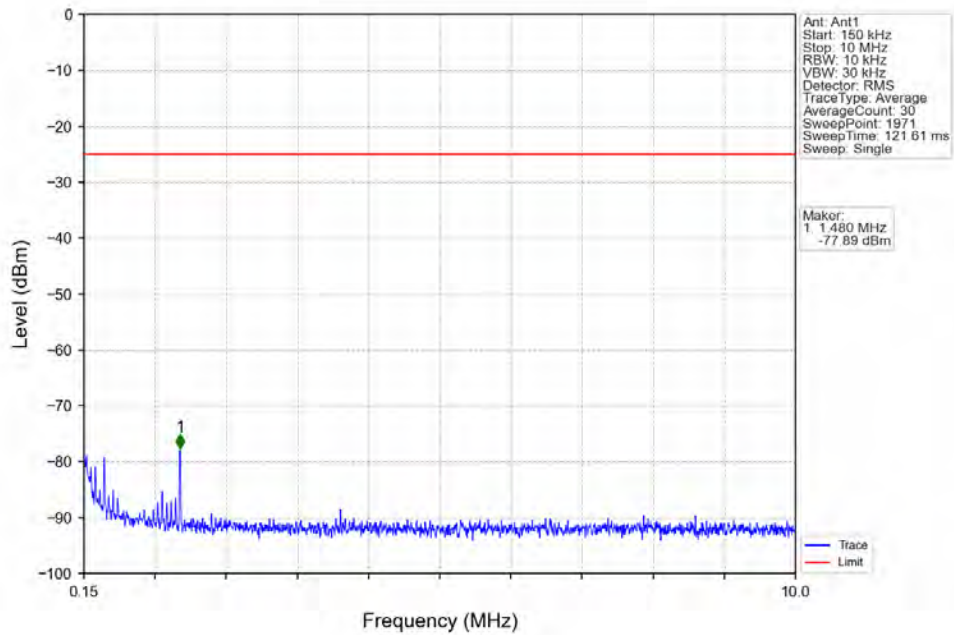


Start (MHz)	Stop (MHz)	RBW (MHz)	Method	Marker No	Freq (MHz)	Level (dBm)	Limit (dBm)	Result
2485	2499	1	CHP	1	2497.075	-27.21	-10	Pass
2499	2500	0.3	/	2	2499.287	-29.32	-10	Pass
2500	2522.5	0.3	/	/	/	/	/	/

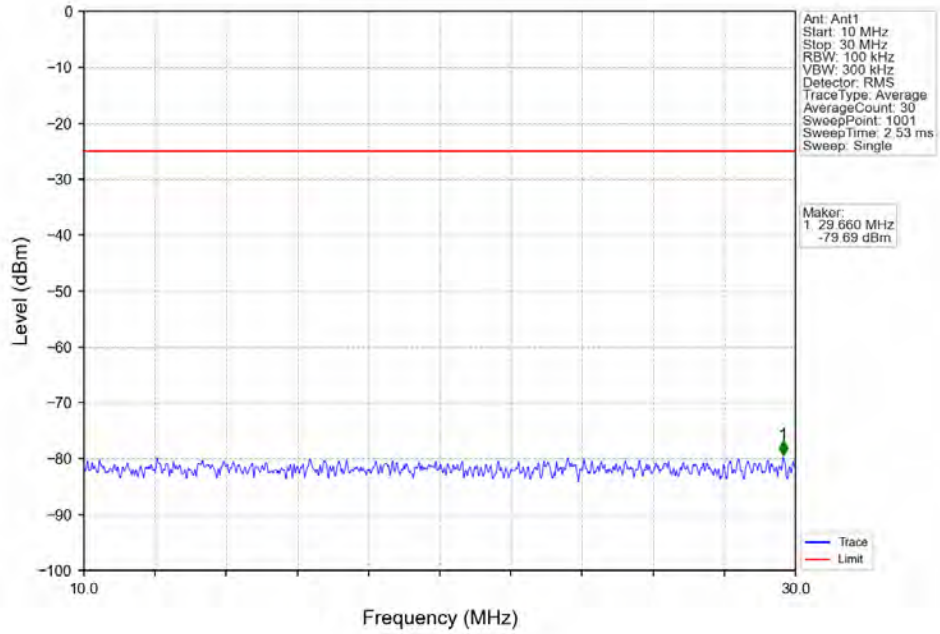
Band7\_15MHz\_QPSK\_MCH\_2535MHz\_RB\_1\_0\_NTNV



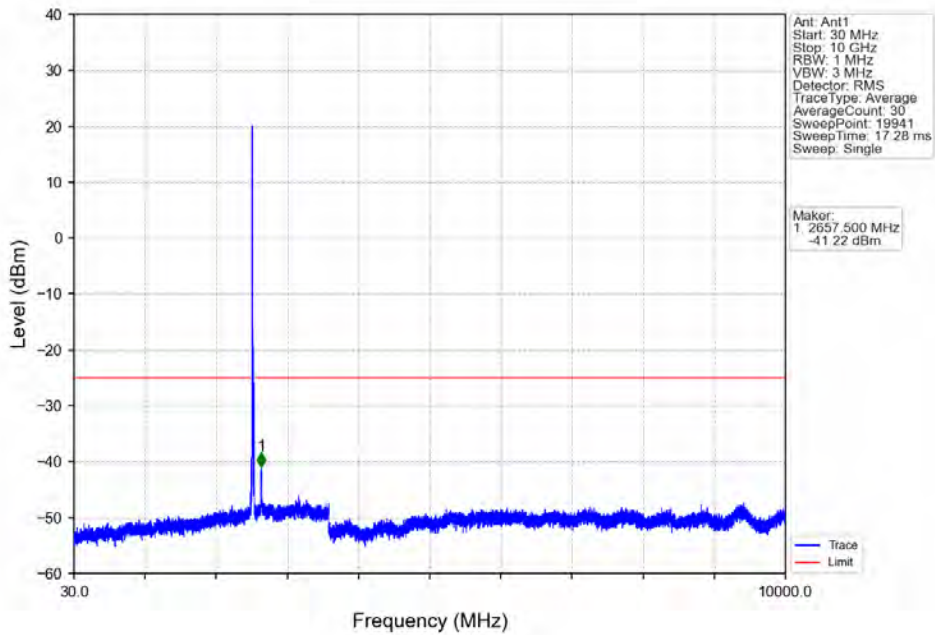
Band7\_15MHz\_QPSK\_MCH\_2535MHz\_RB\_1\_0\_NTNV



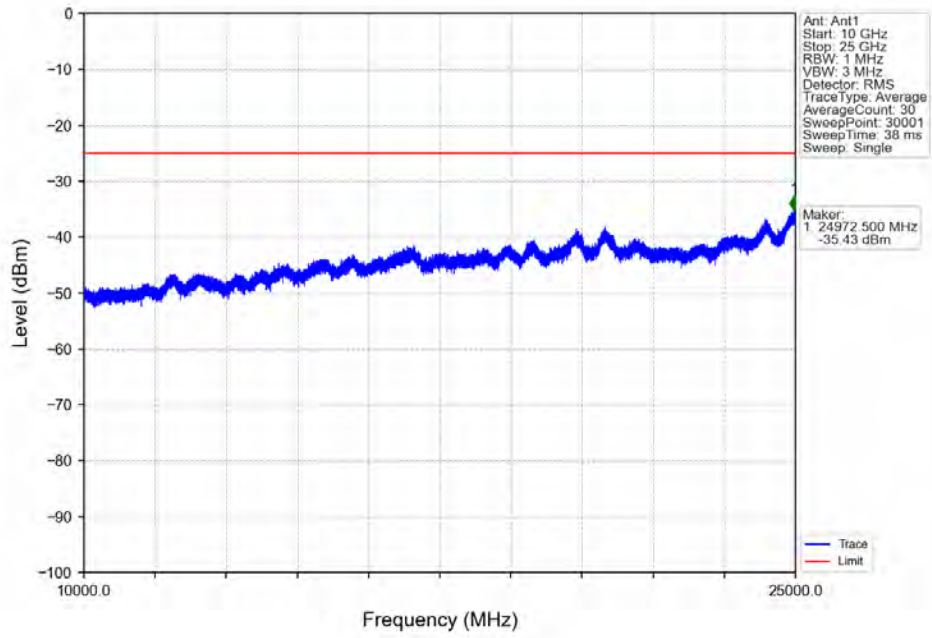
Band7\_15MHz\_QPSK\_MCH\_2535MHz\_RB\_1\_0\_NTNV



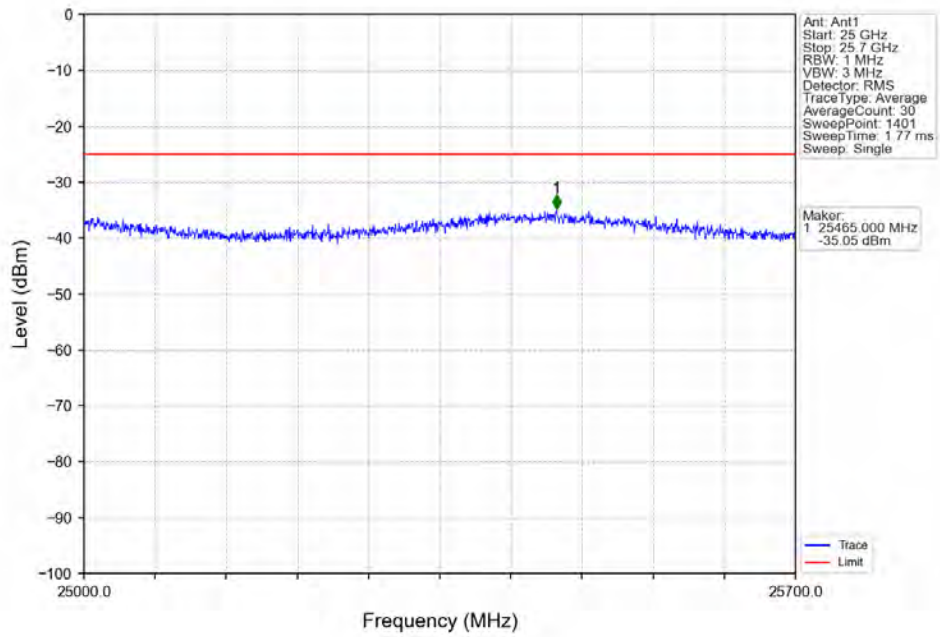
Band7\_15MHz\_QPSK\_MCH\_2535MHz\_RB\_1\_0\_NTNV



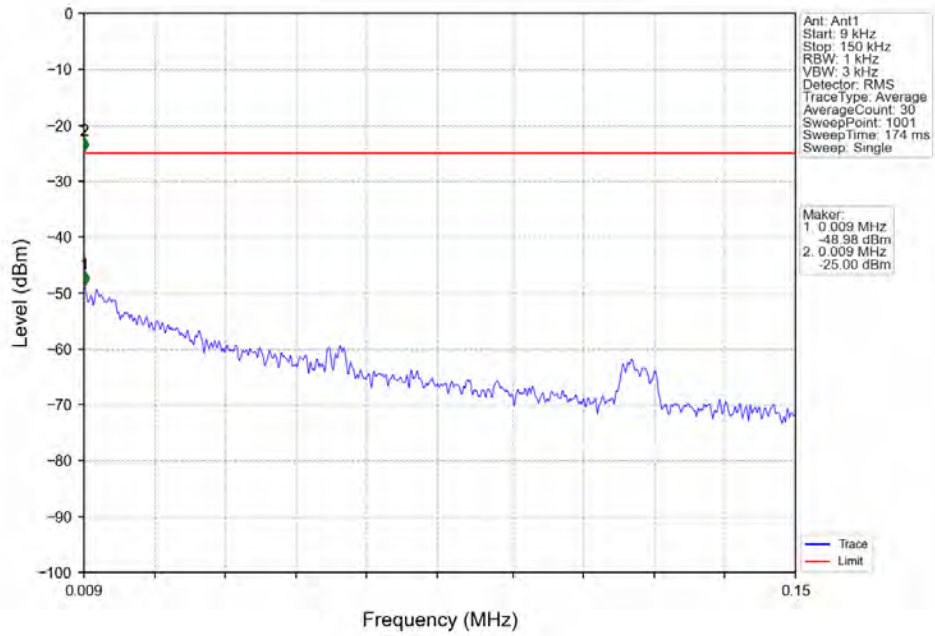
Band7\_15MHz\_QPSK\_MCH\_2535MHz\_RB\_1\_0\_NTNV



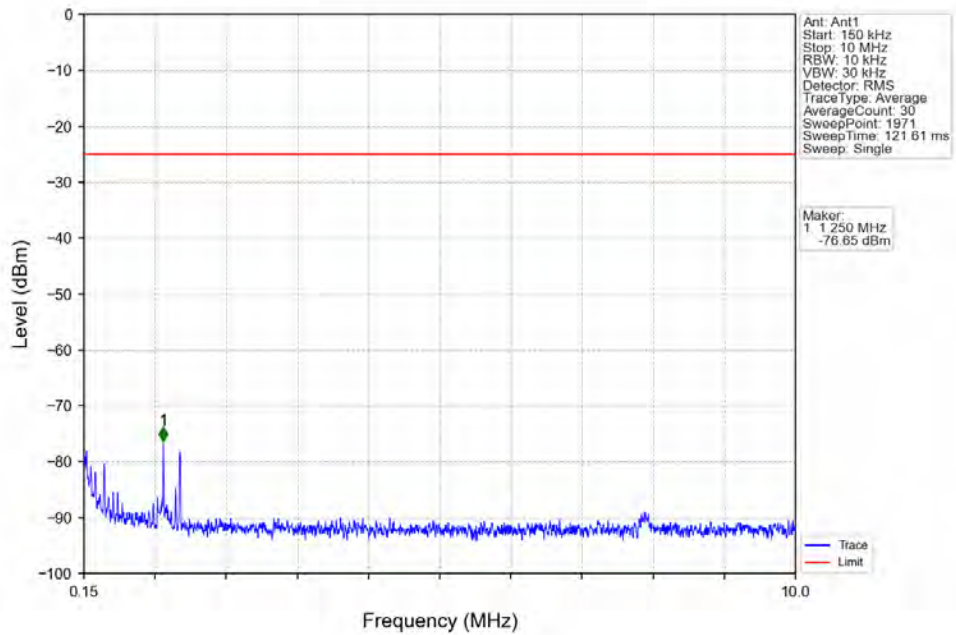
Band7\_15MHz\_QPSK\_MCH\_2535MHz\_RB\_1\_0\_NTNV



Band7\_15MHz\_QPSK\_HCH\_2562.5MHz\_RB\_1\_0\_NTNV

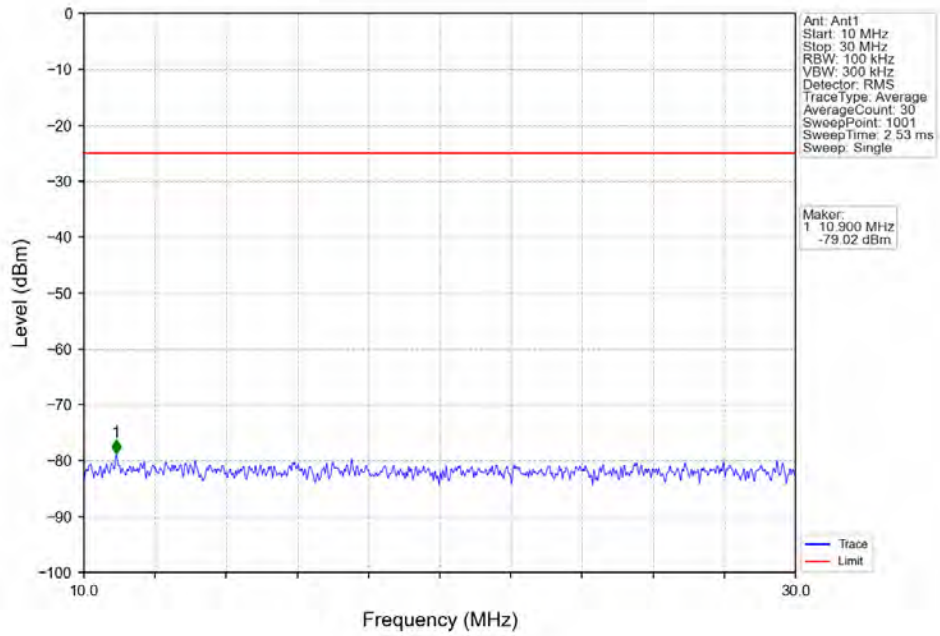


Band7\_15MHz\_QPSK\_HCH\_2562.5MHz\_RB\_1\_0\_NTNV

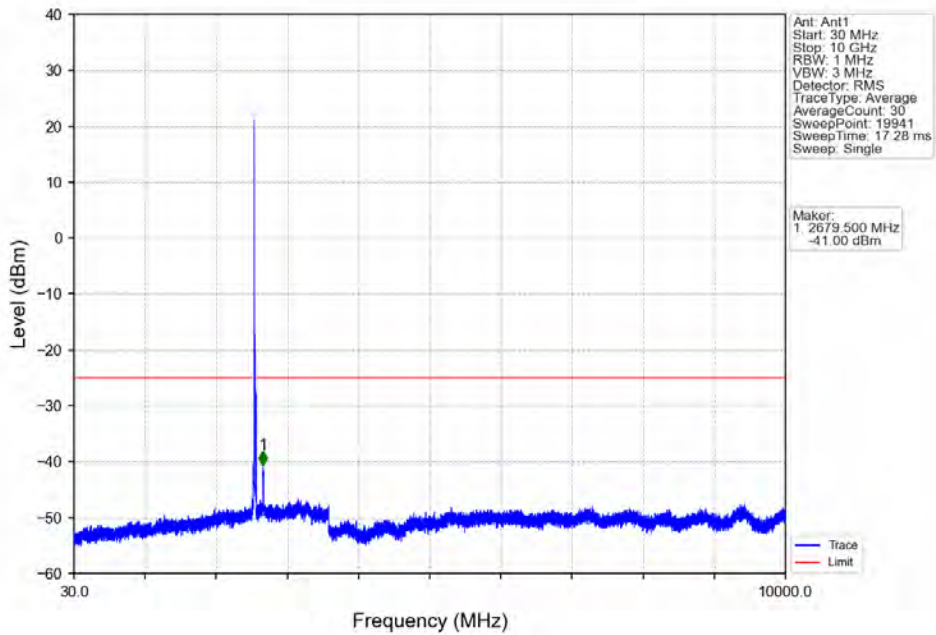




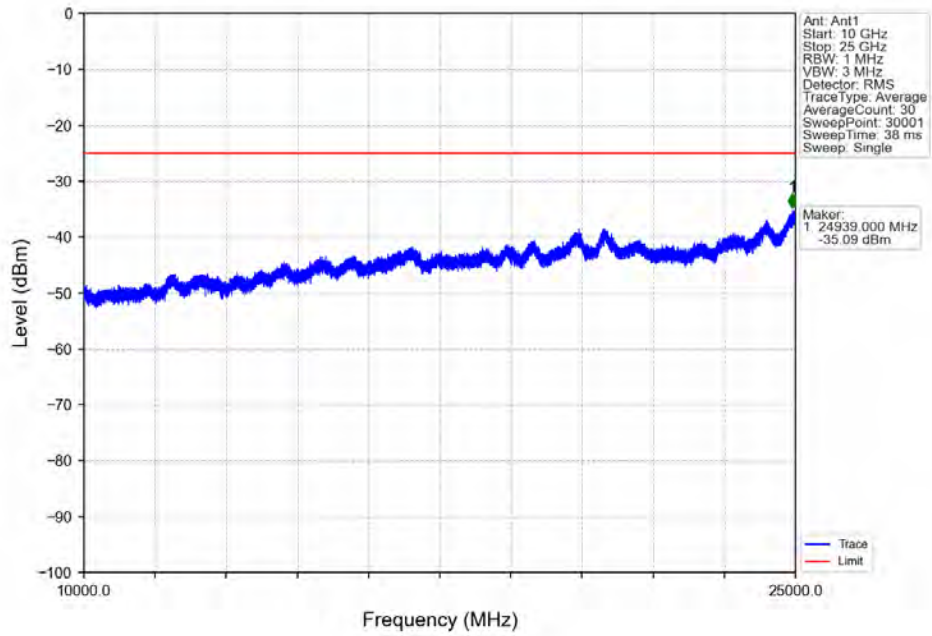
Band7\_15MHz\_QPSK\_HCH\_2562.5MHz\_RB\_1\_0\_NTNV



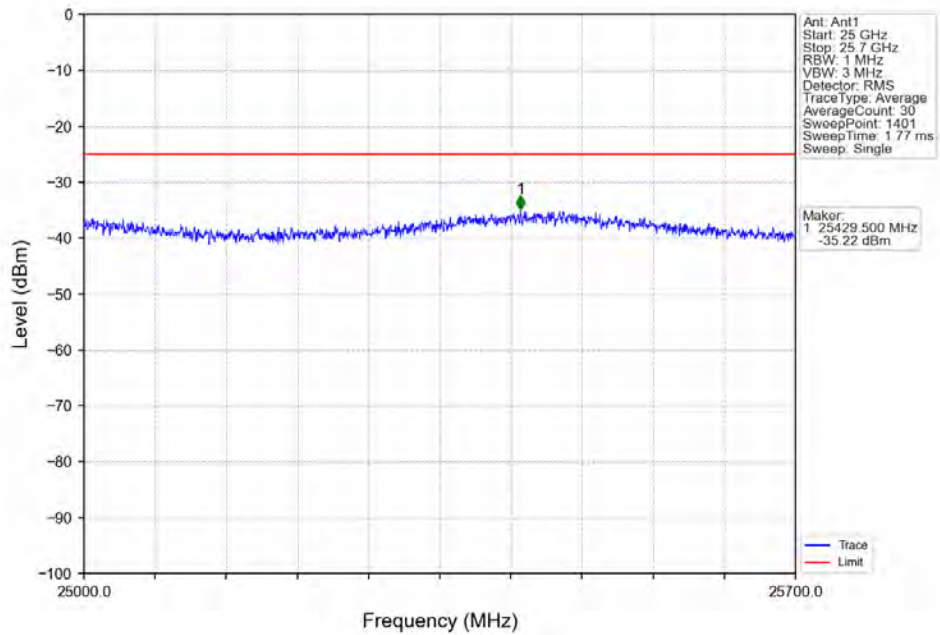
Band7\_15MHz\_QPSK\_HCH\_2562.5MHz\_RB\_1\_0\_NTNV



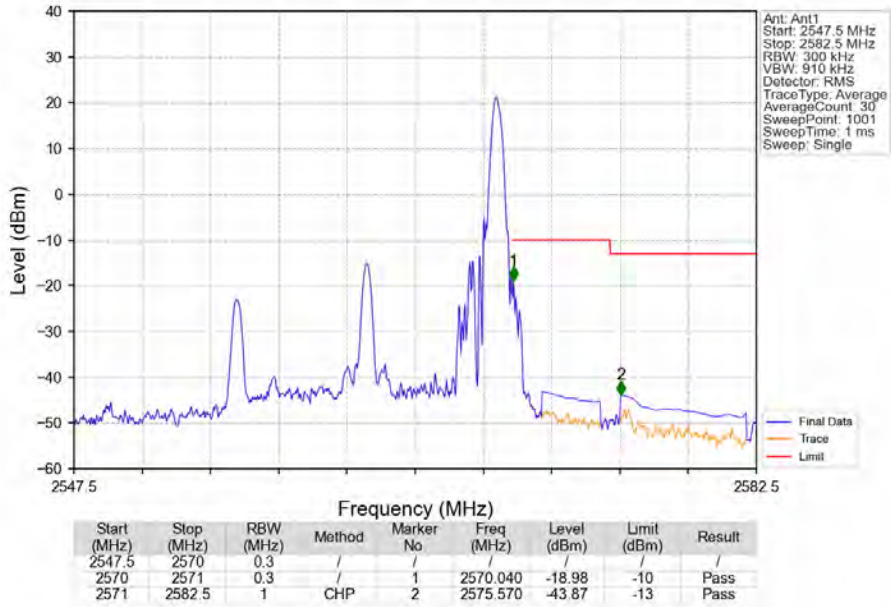
Band7\_15MHz\_QPSK\_HCH\_2562.5MHz\_RB\_1\_0\_NTNV



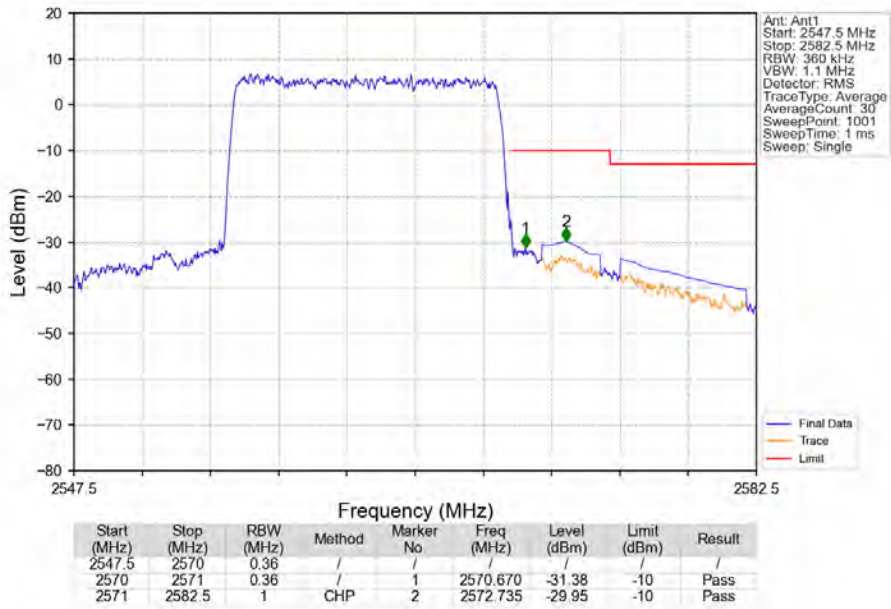
Band7\_15MHz\_QPSK\_HCH\_2562.5MHz\_RB\_1\_0\_NTNV



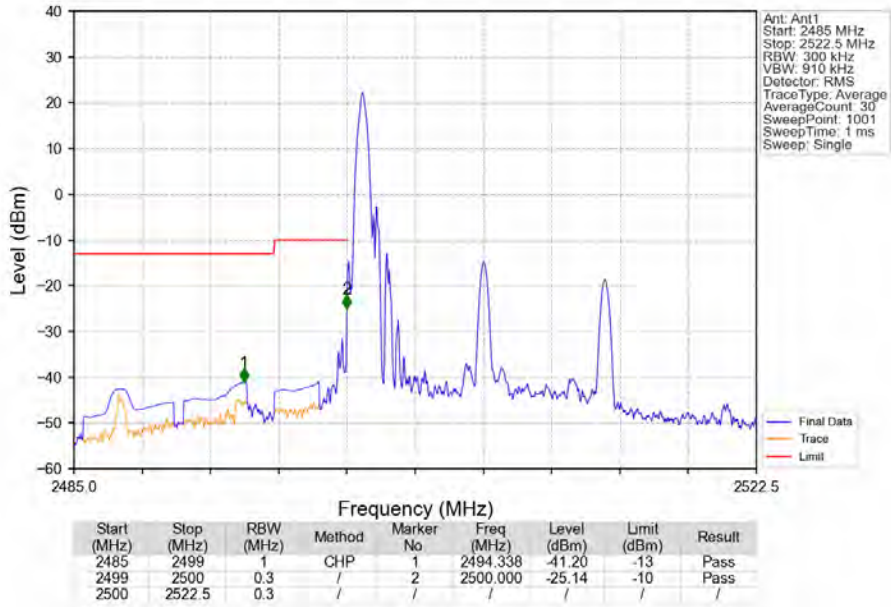
Band7\_15MHz\_QPSK\_HCH\_2562.5MHz\_RB\_1\_74\_NTNV



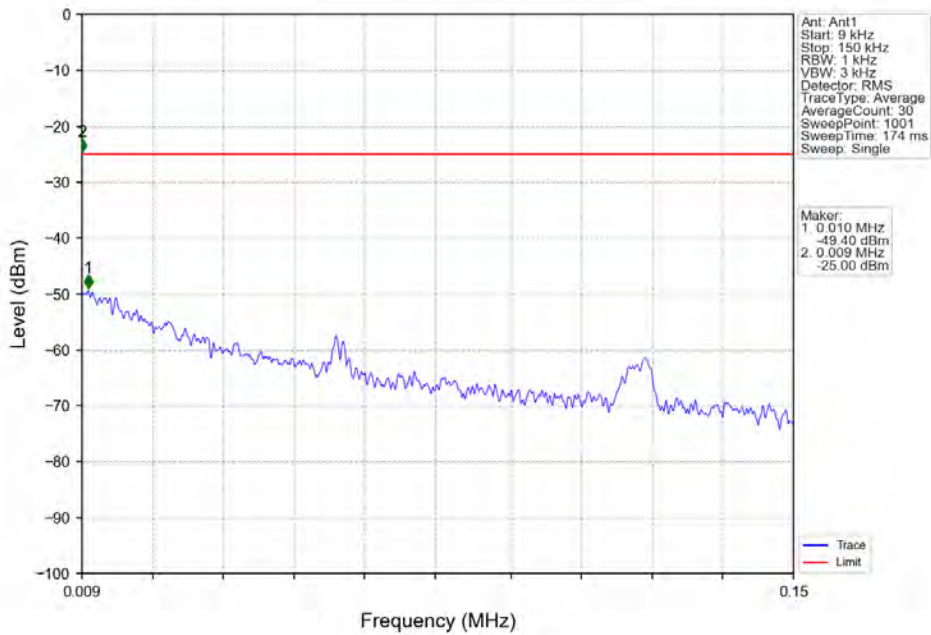
Band7\_15MHz\_QPSK\_HCH\_2562.5MHz\_RB\_75\_0\_NTNV



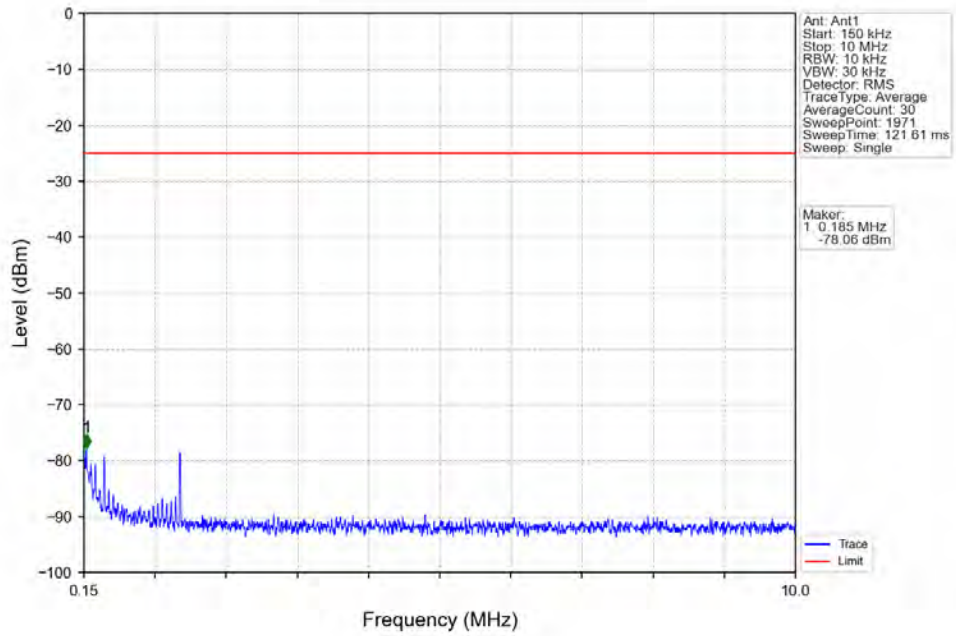
Band7\_15MHz\_16QAM\_LCH\_2507.5MHz\_RB\_1\_0\_NTNV



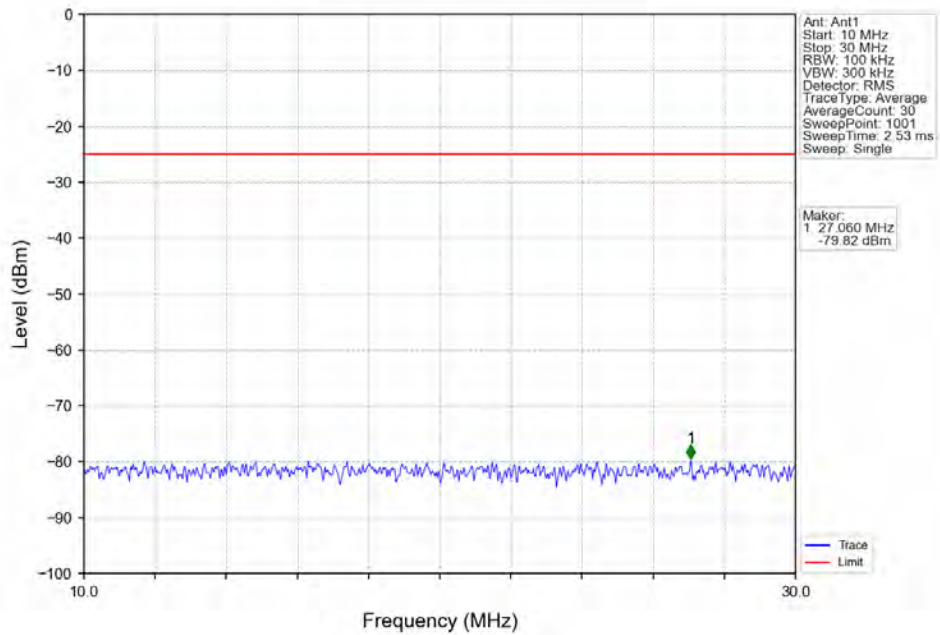
Band7\_15MHz\_16QAM\_LCH\_2507.5MHz\_RB\_1\_0\_NTNV



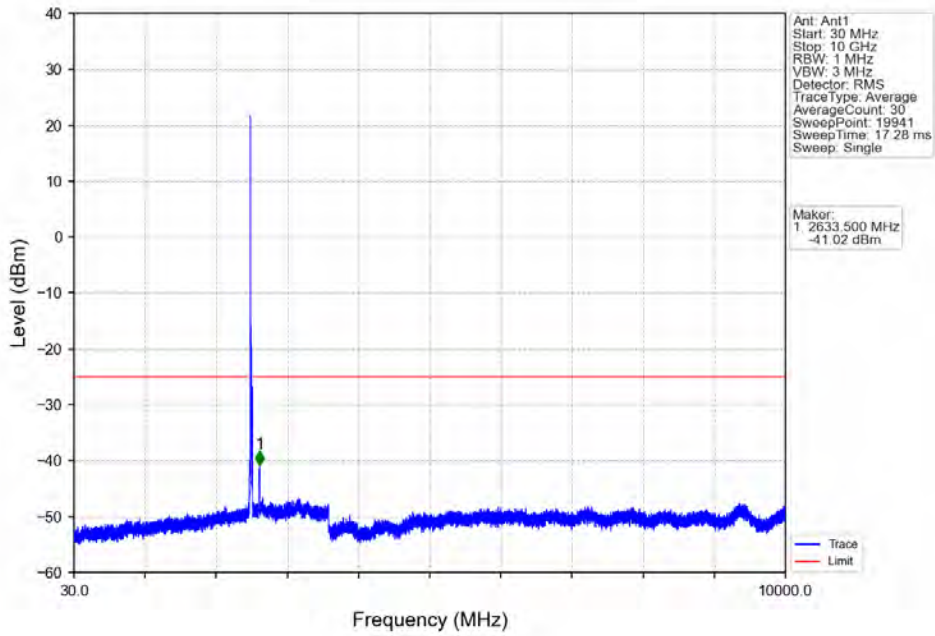
Band7\_15MHz\_16QAM\_LCH\_2507.5MHz\_RB\_1\_0\_NTNV



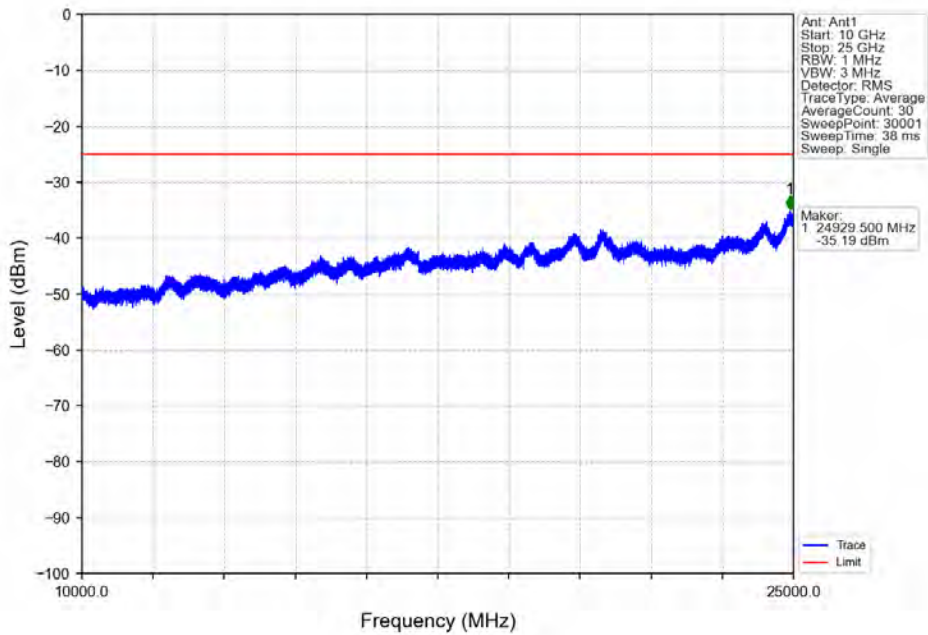
Band7\_15MHz\_16QAM\_LCH\_2507.5MHz\_RB\_1\_0\_NTNV



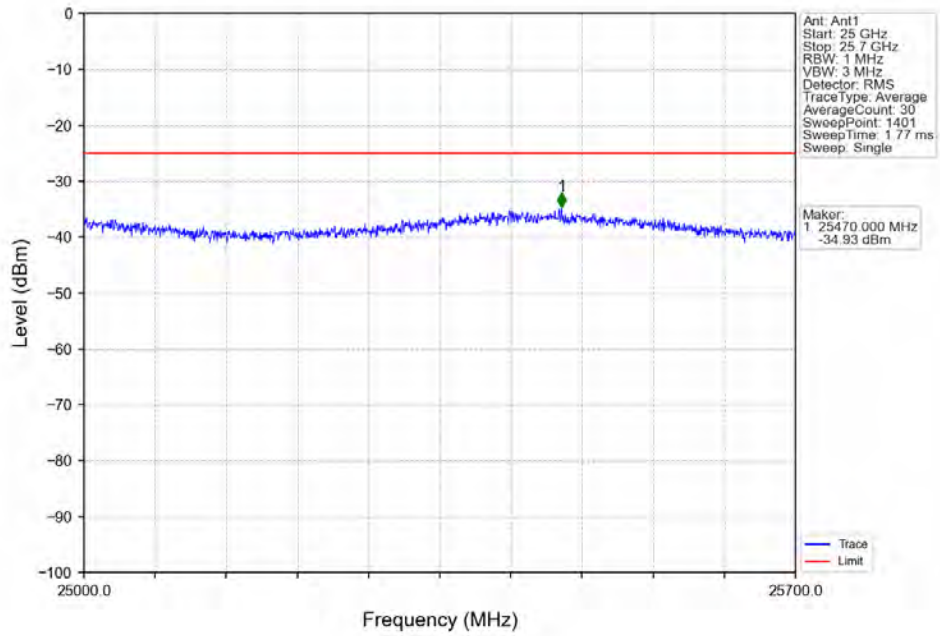
Band7\_15MHz\_16QAM\_LCH\_2507.5MHz\_RB\_1\_0\_NTNV



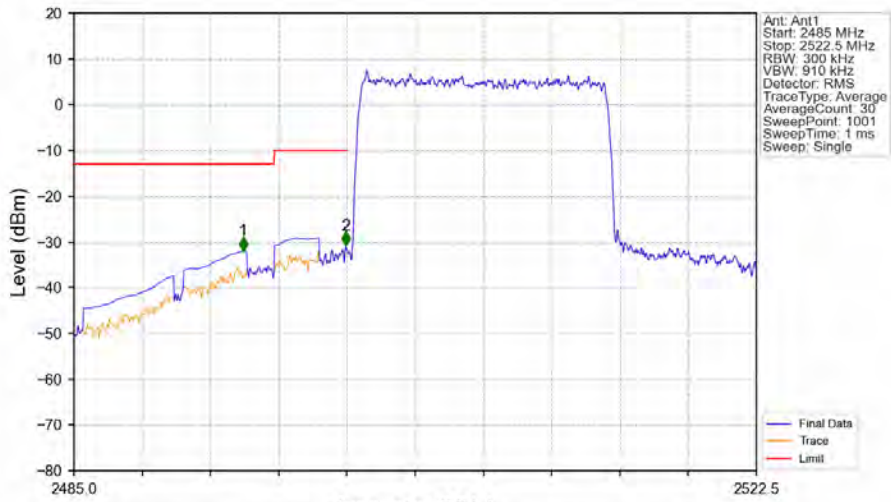
Band7\_15MHz\_16QAM\_LCH\_2507.5MHz\_RB\_1\_0\_NTNV



Band7\_15MHz\_16QAM\_LCH\_2507.5MHz\_RB\_1\_0\_NTNV

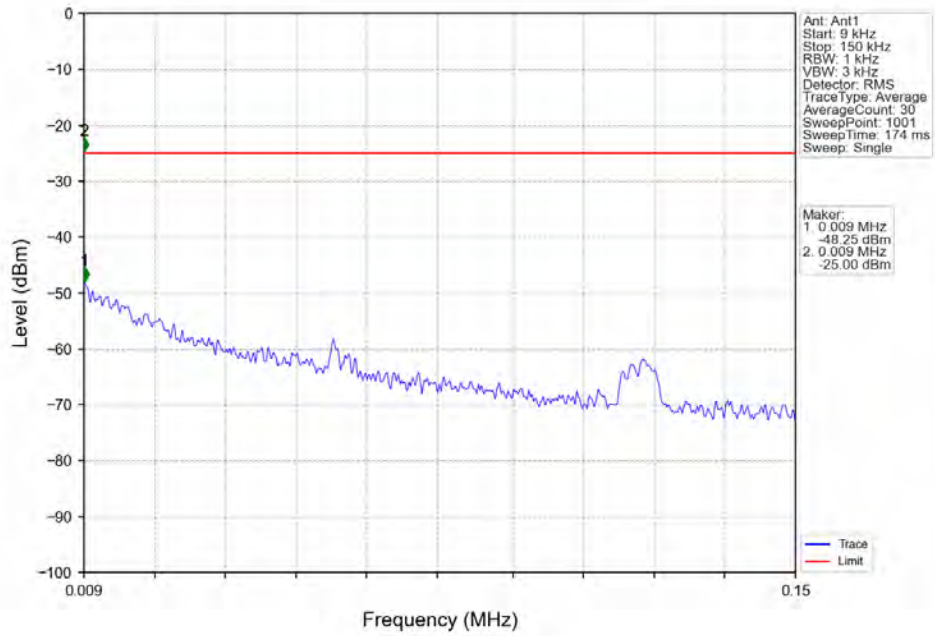


Band7\_15MHz\_16QAM\_LCH\_2507.5MHz\_RB\_75\_0\_NTNV

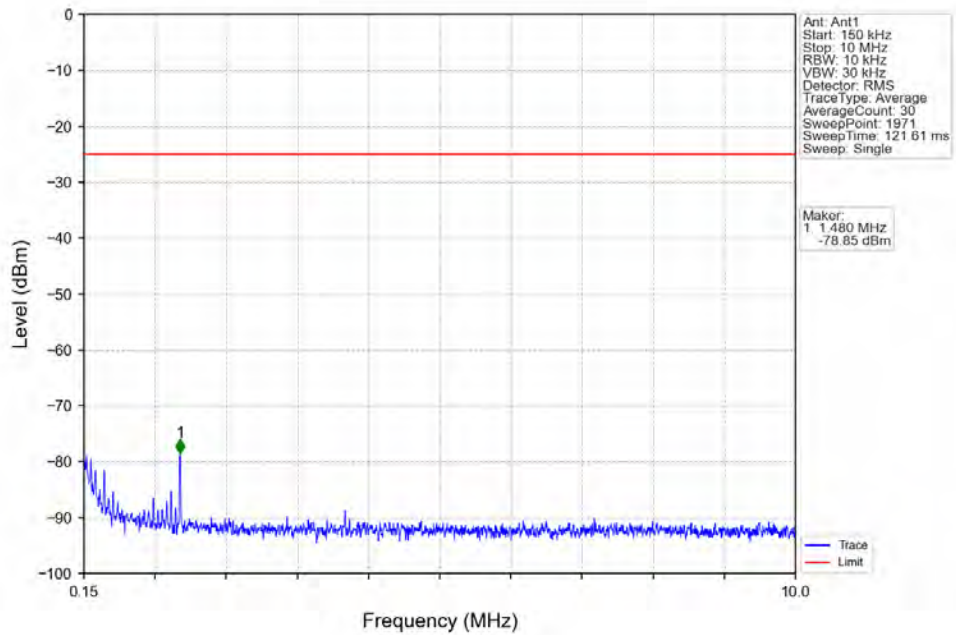


Start (MHz)	Stop (MHz)	RBW (MHz)	Method	Marker No	Freq (MHz)	Level (dBm)	Limit (dBm)	Result
2485	2499	1	CHP	1	2494.300	-31.95	-13	Pass
2499	2500	0.3	/	2	2499.925	-30.79	-10	Pass
2500	2522.5	0.3	/	/	/	/	/	/

Band7\_15MHz\_16QAM\_MCH\_2535MHz\_RB\_1\_0\_NTNV

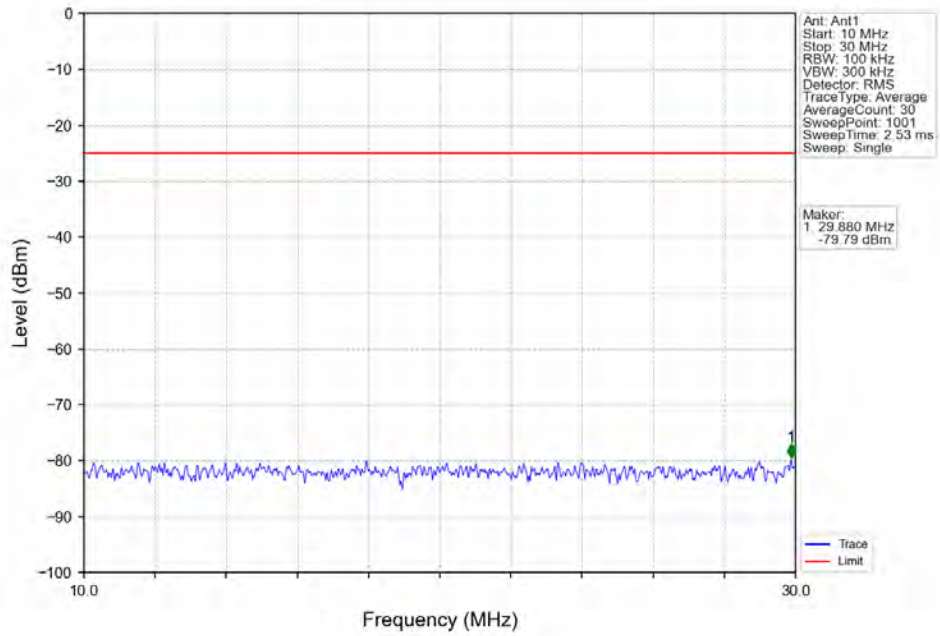


Band7\_15MHz\_16QAM\_MCH\_2535MHz\_RB\_1\_0\_NTNV

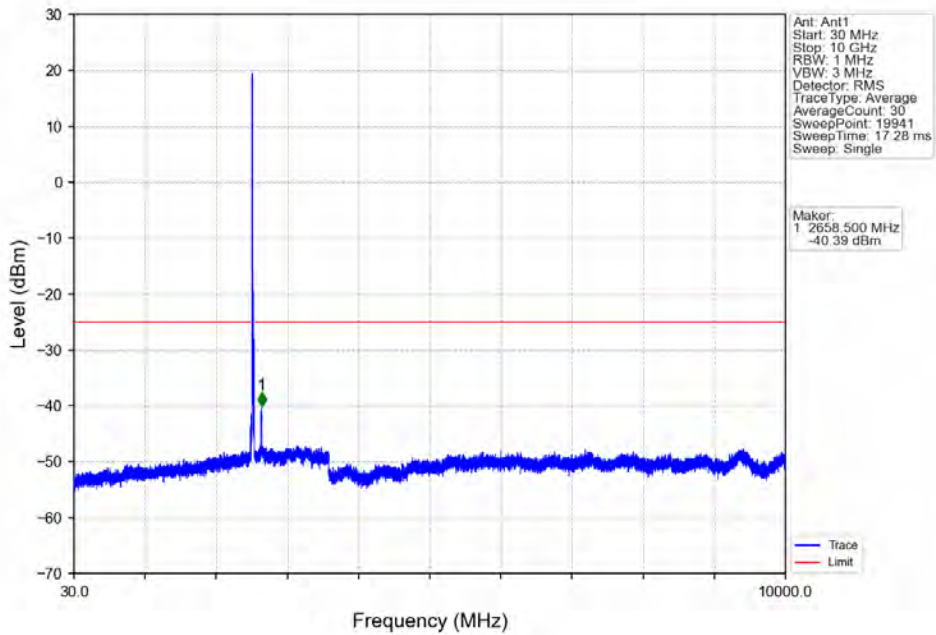




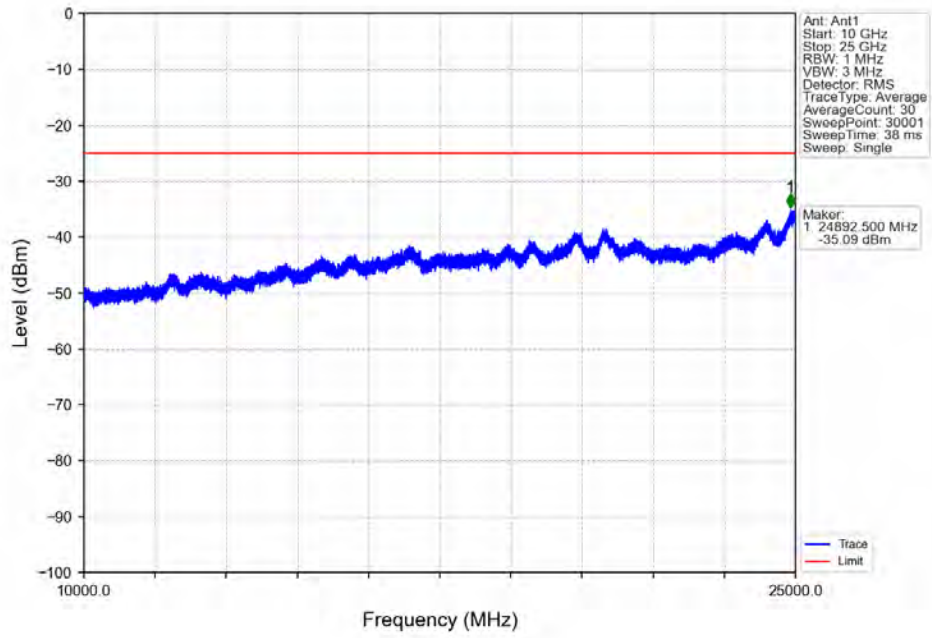
Band7\_15MHz\_16QAM\_MCH\_2535MHz\_RB\_1\_0\_NTNV



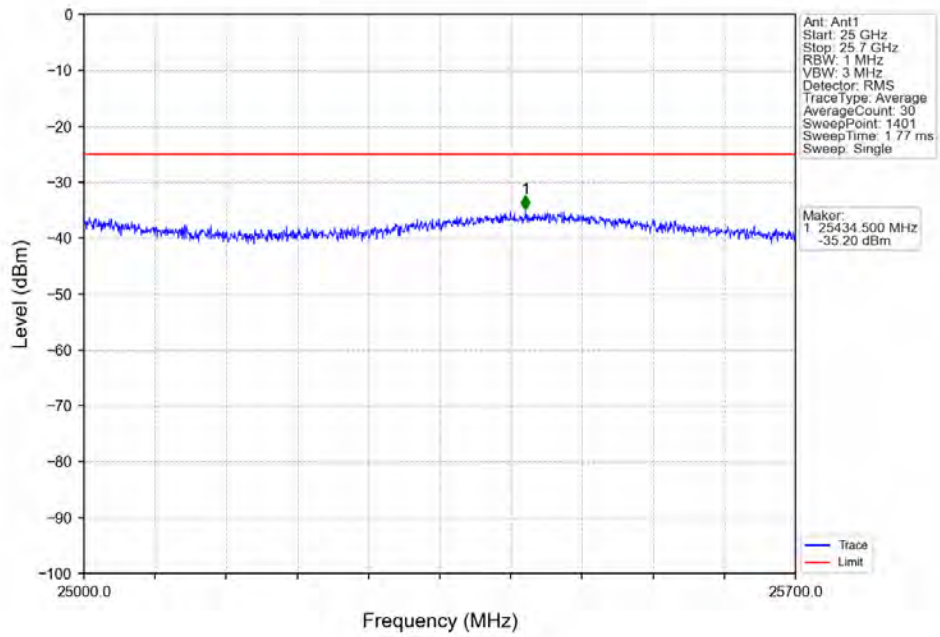
Band7\_15MHz\_16QAM\_MCH\_2535MHz\_RB\_1\_0\_NTNV



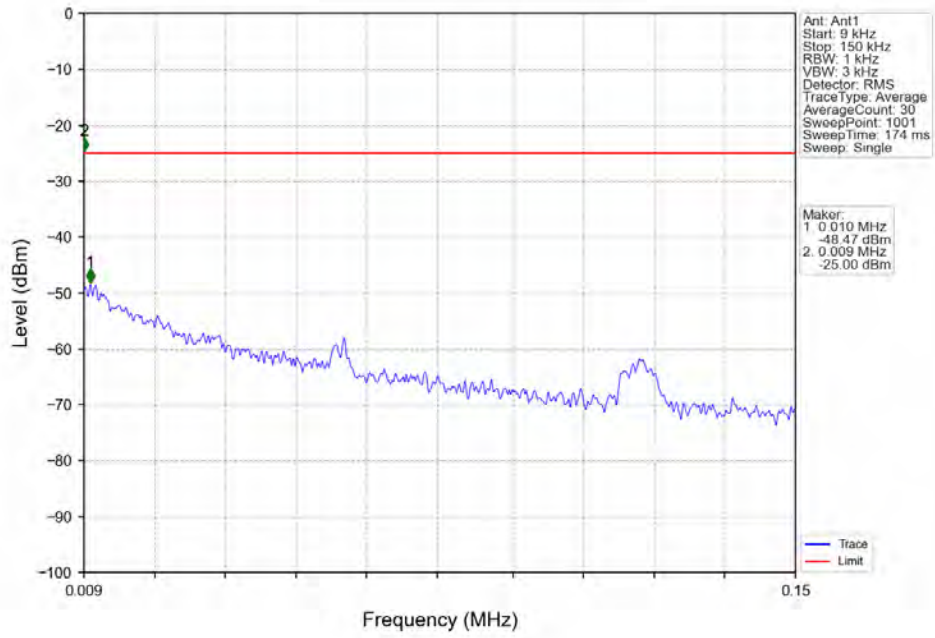
Band7\_15MHz\_16QAM\_MCH\_2535MHz\_RB\_1\_0\_NTNV



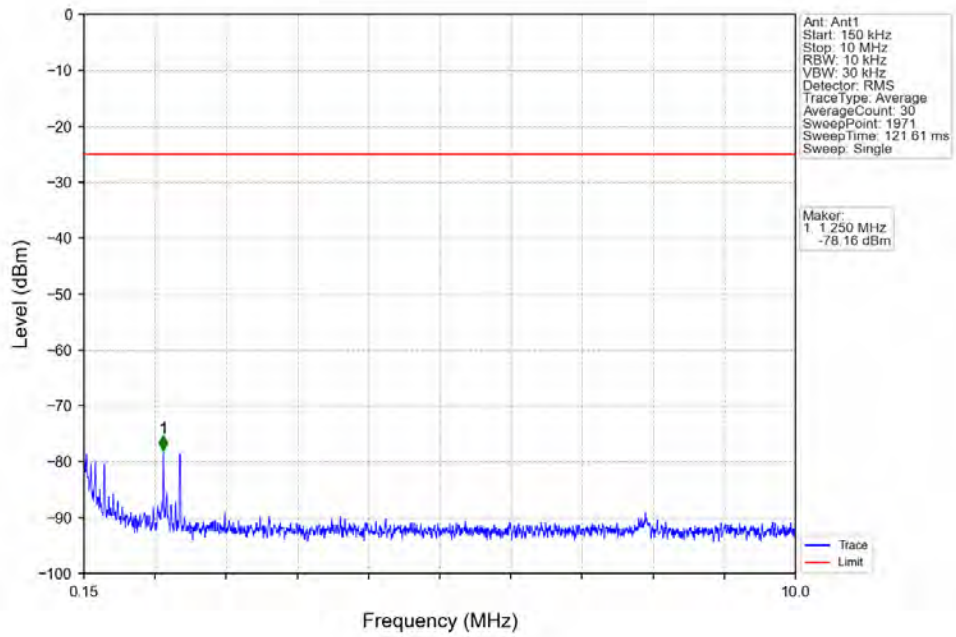
Band7\_15MHz\_16QAM\_MCH\_2535MHz\_RB\_1\_0\_NTNV



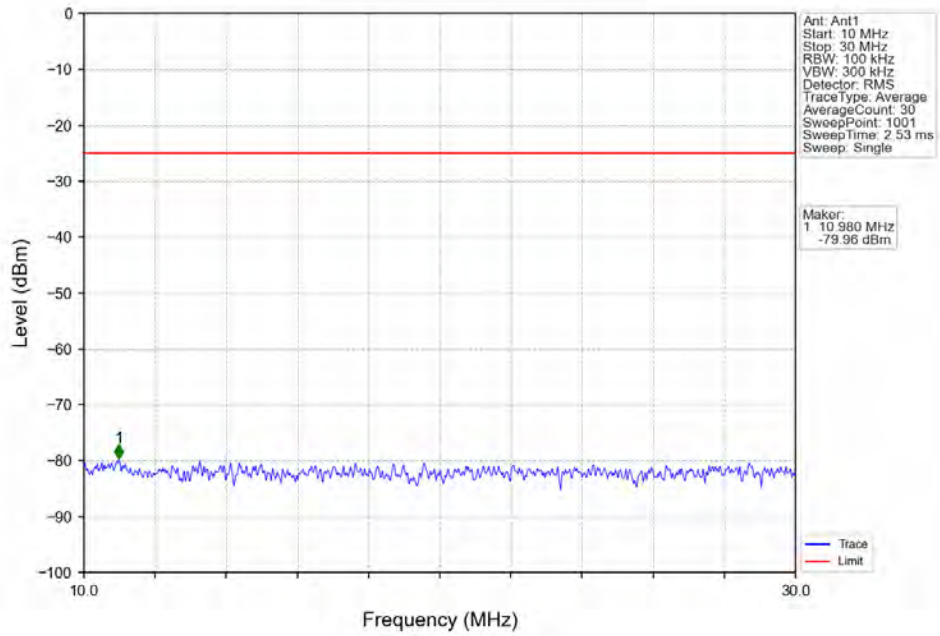
Band7\_15MHz\_16QAM\_HCH\_2562.5MHz\_RB\_1\_0\_NTNV



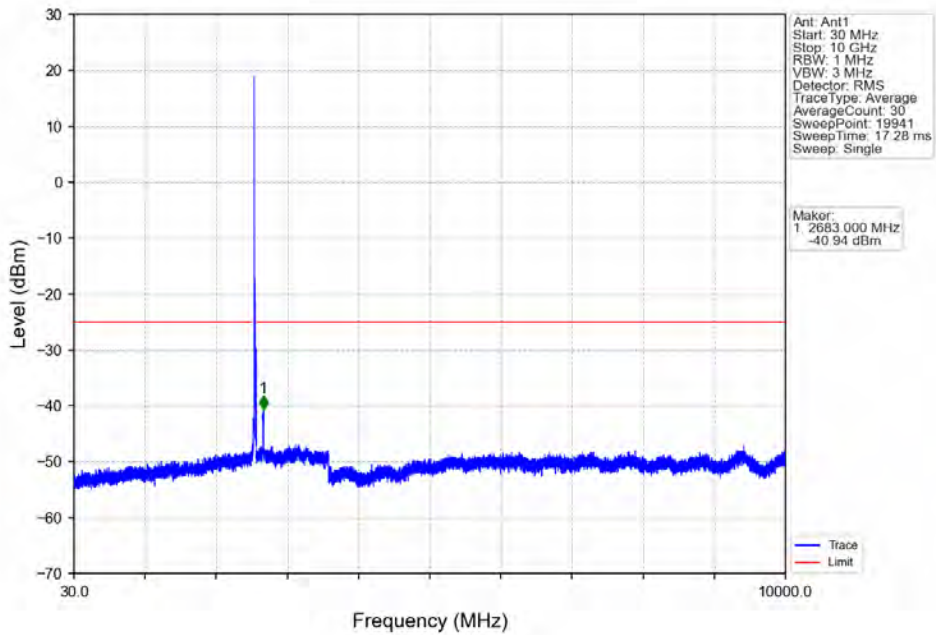
Band7\_15MHz\_16QAM\_HCH\_2562.5MHz\_RB\_1\_0\_NTNV



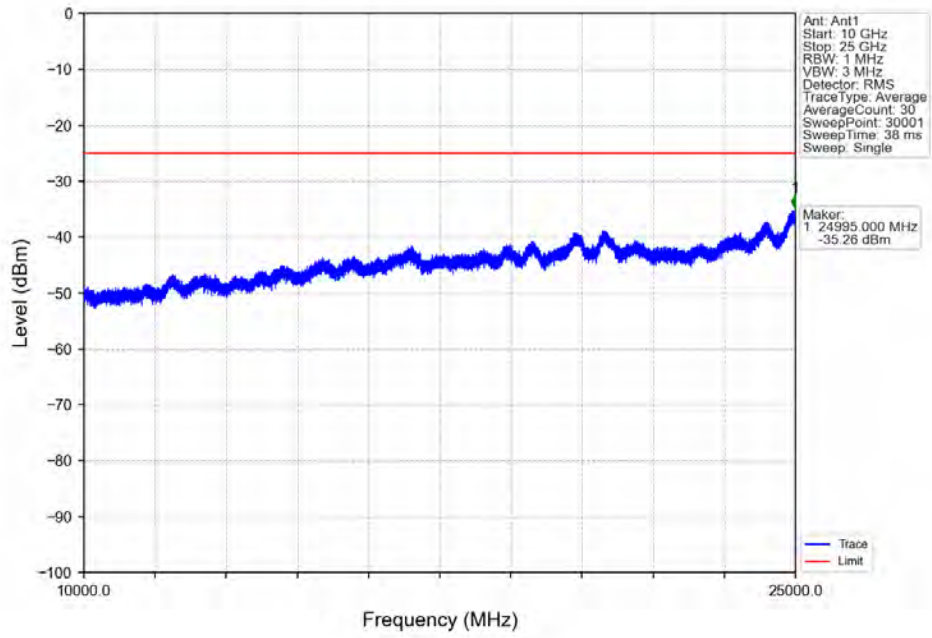
Band7\_15MHz\_16QAM\_HCH\_2562.5MHz\_RB\_1\_0\_NTNV



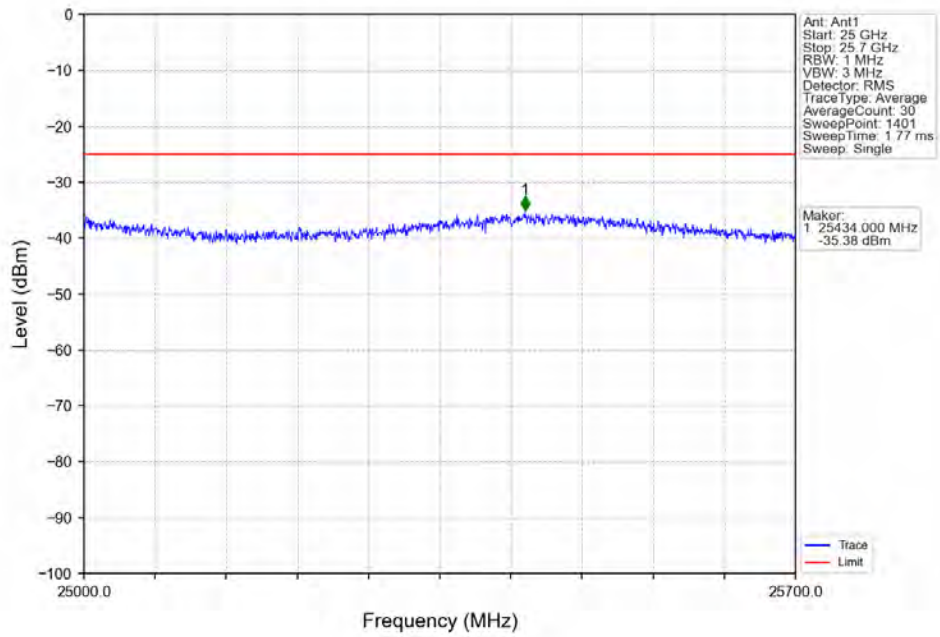
Band7\_15MHz\_16QAM\_HCH\_2562.5MHz\_RB\_1\_0\_NTNV



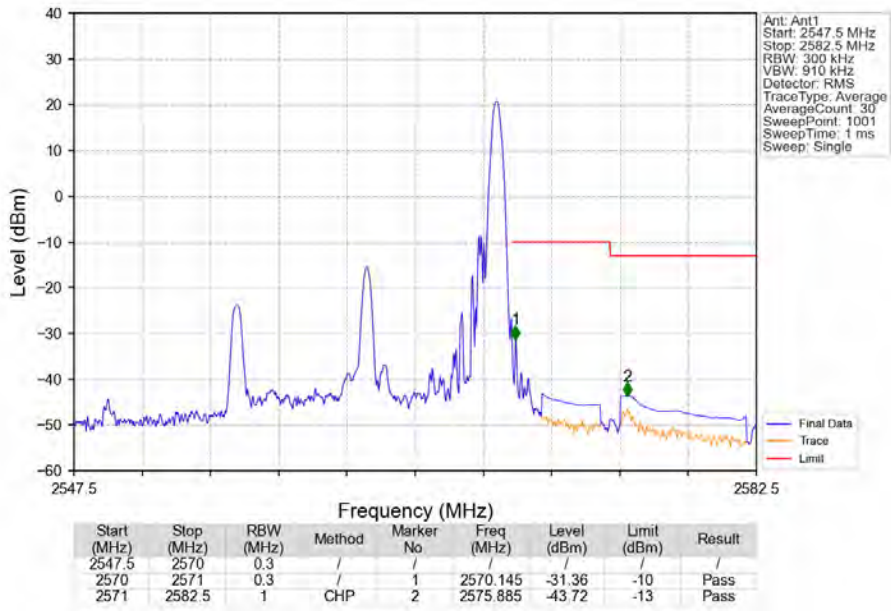
Band7\_15MHz\_16QAM\_HCH\_2562.5MHz\_RB\_1\_0\_NTNV



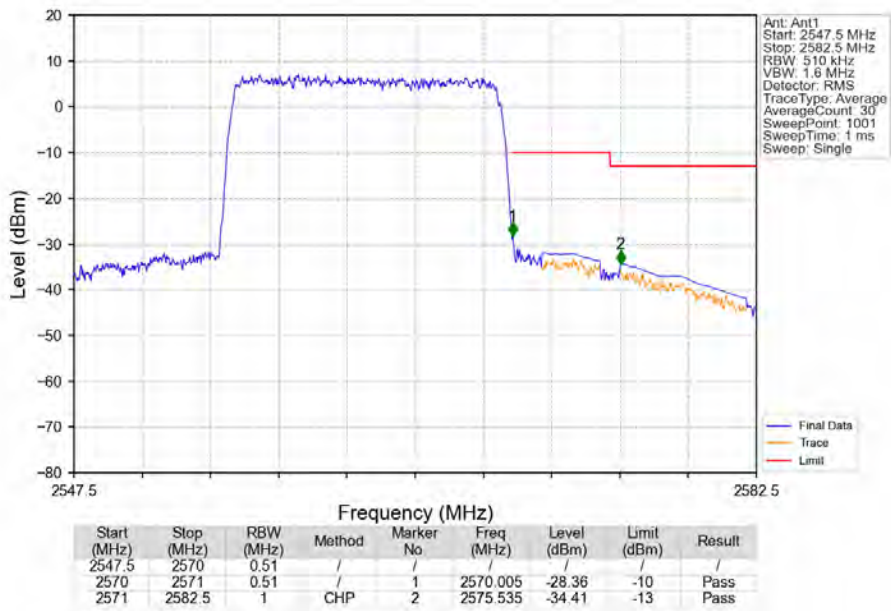
Band7\_15MHz\_16QAM\_HCH\_2562.5MHz\_RB\_1\_0\_NTNV



Band7\_15MHz\_16QAM\_HCH\_2562.5MHz\_RB\_1\_74\_NTNV



Band7\_15MHz\_16QAM\_HCH\_2562.5MHz\_RB\_75\_0\_NTNV



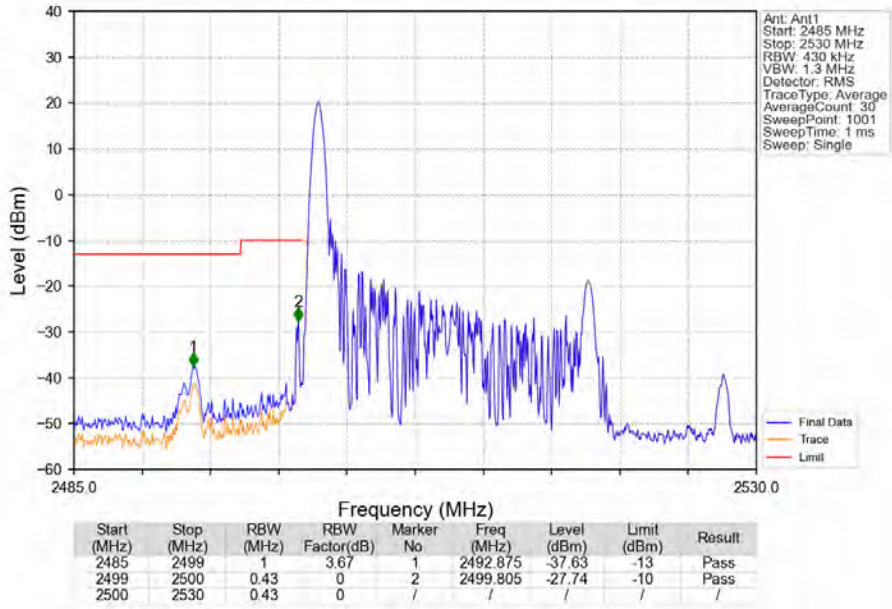
## 6.4 B7\_20MHz

### 6.4.1 Test Result

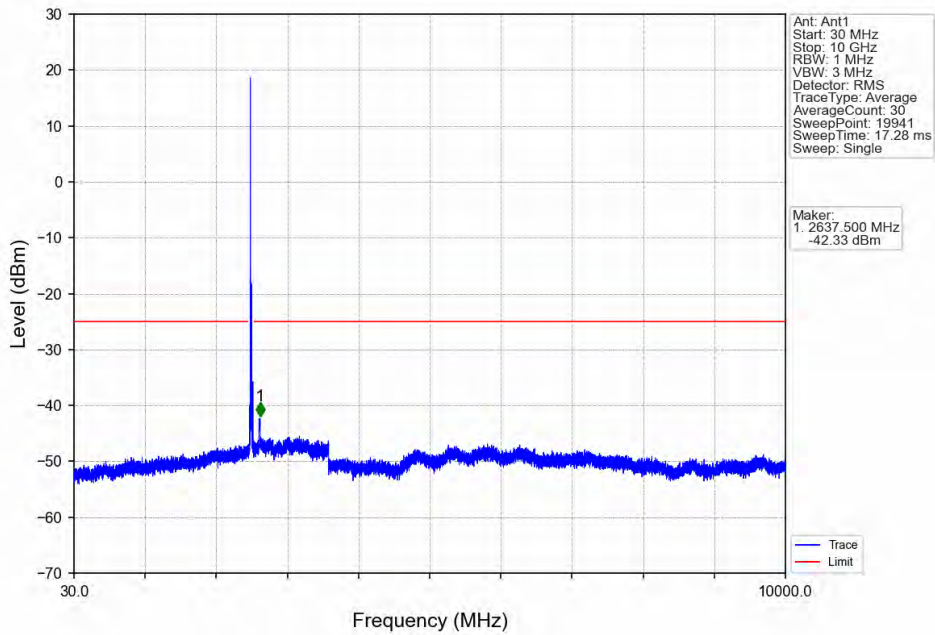
Band: 7 / Bandwidth: 20MHz / NTV						
Modulation	Frequency (MHz)	RB Allocation		Spurious Emission		Verdict
		Size	Offset	Result	Limit	
QPSK	2510	1	0	Refer To Test Graph		Pass
		100	0	Refer To Test Graph		Pass
	2535	1	0	Refer To Test Graph		Pass
	2560	1	0	Refer To Test Graph		Pass
			99	Refer To Test Graph		Pass
		100	0	Refer To Test Graph		Pass
16QAM	2510	1	0	Refer To Test Graph		Pass
		100	0	Refer To Test Graph		Pass
	2535	1	0	Refer To Test Graph		Pass
	2560	1	0	Refer To Test Graph		Pass
			99	Refer To Test Graph		Pass
		100	0	Refer To Test Graph		Pass

### 6.4.2 Test Graph

Band7_20MHz_QPSK_LCH_2510MHz_RB_1_0_NTV
---

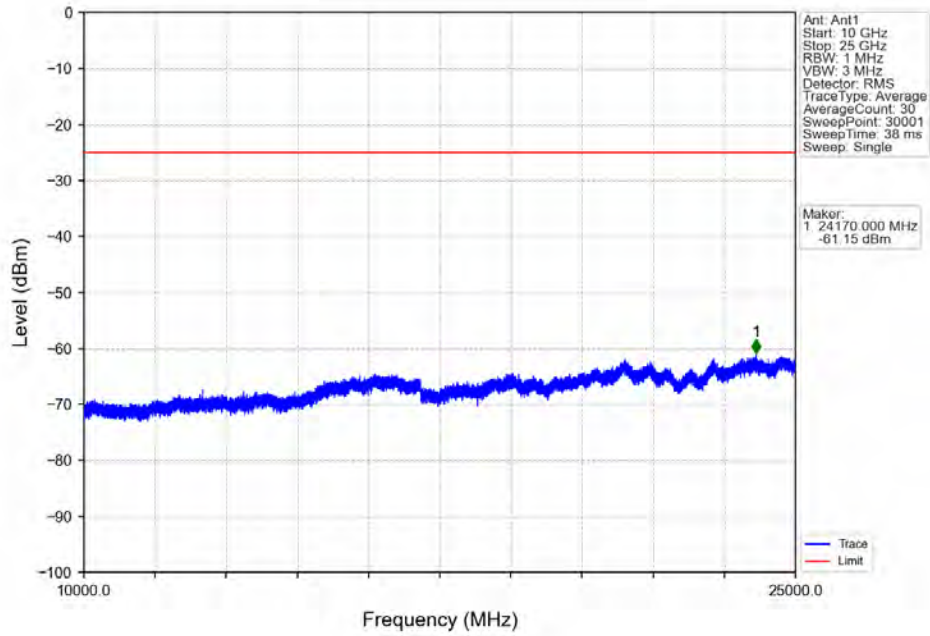


Band7\_20MHz\_QPSK\_LCH\_2510MHz\_RB\_1\_0\_NTNV

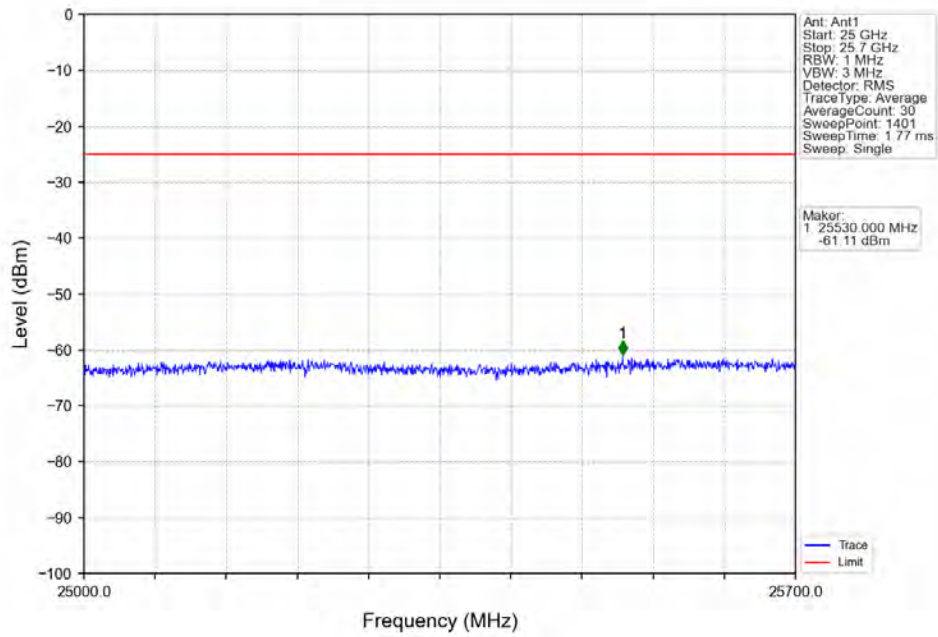


Band7\_20MHz\_QPSK\_LCH\_2510MHz\_RB\_1\_0\_NTNV

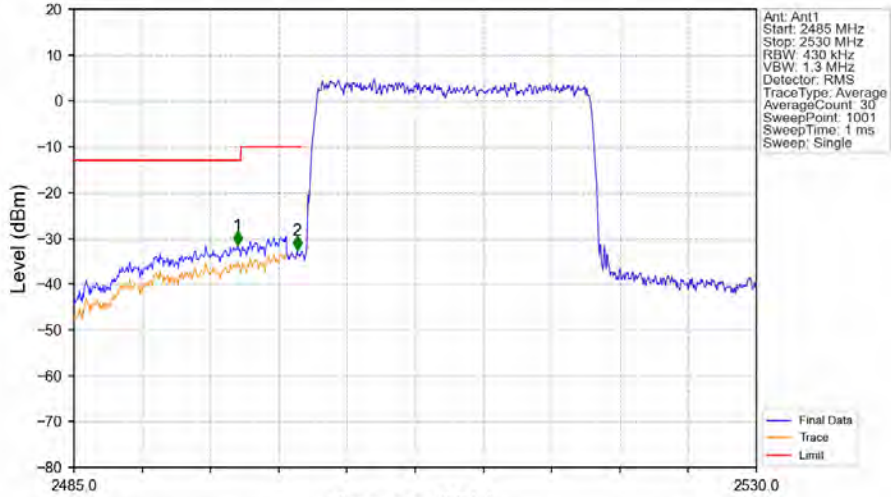




Band7\_20MHz\_QPSK\_LCH\_2510MHz\_RB\_1\_0\_NTNV

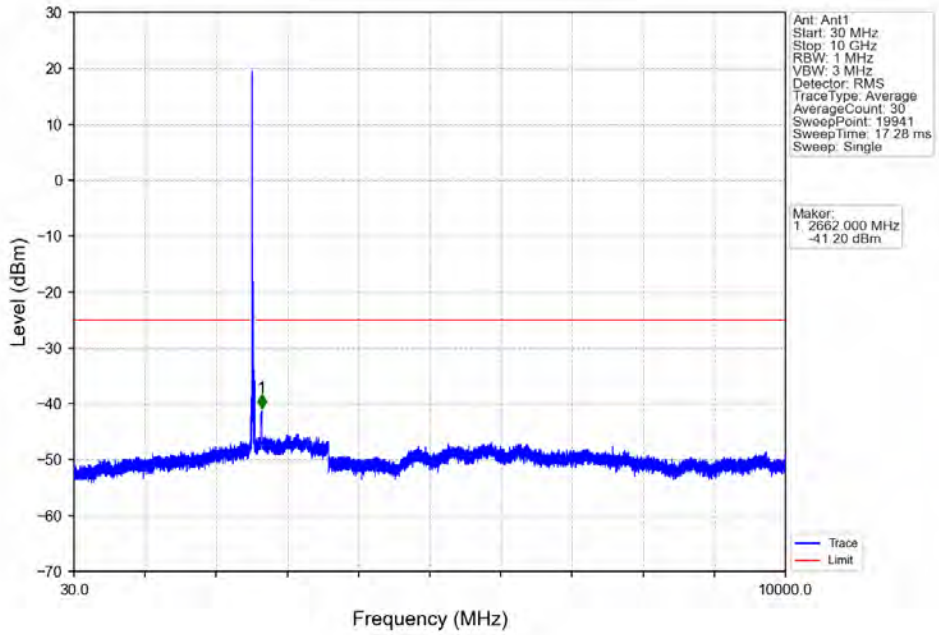


Band7\_20MHz\_QPSK\_LCH\_2510MHz\_RB\_100\_0\_NTNV

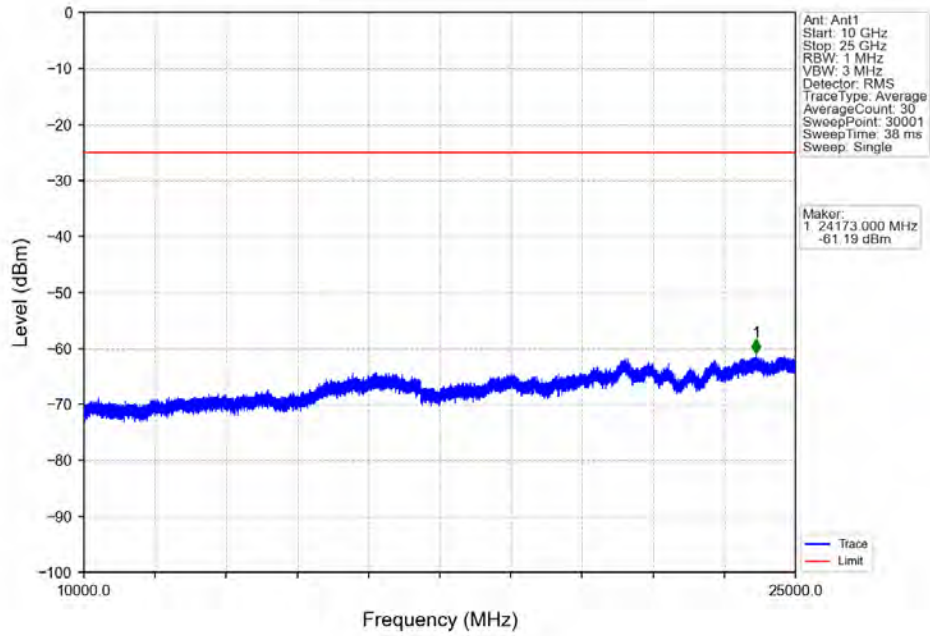


Start (MHz)	Stop (MHz)	RBW (MHz)	RBW Factor (dB)	Marker No	Freq (MHz)	Level (dBm)	Limit (dBm)	Result
2485	2499	1	3.67	1	2495.800	-31.48	-13	Pass
2499	2500	0.43	0	2	2499.715	-32.58	-10	Pass
2500	2530	0.43	0	/	/	/	/	/

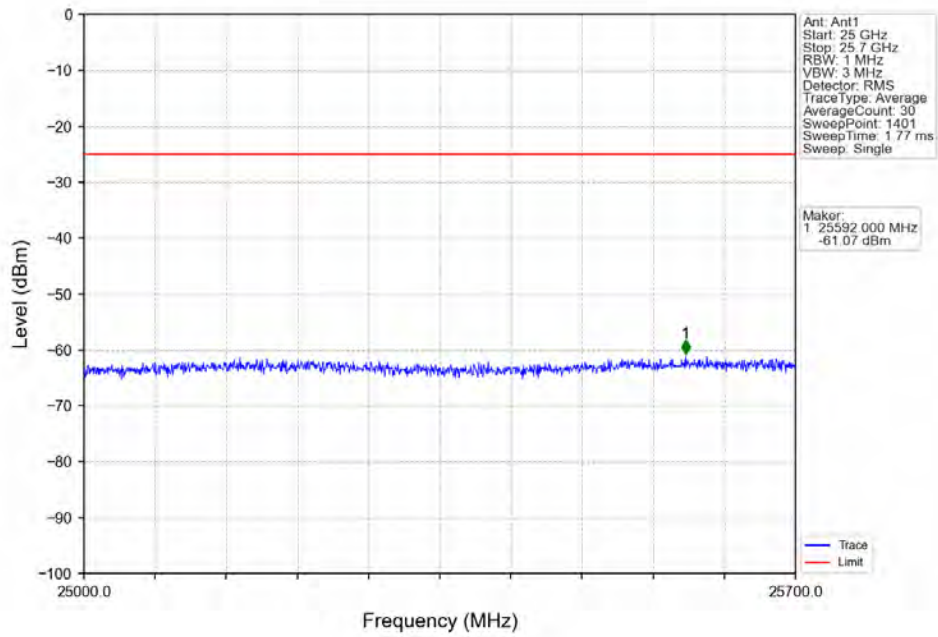
Band7\_20MHz\_QPSK\_MCH\_2535MHz\_RB\_1\_0\_NTNV



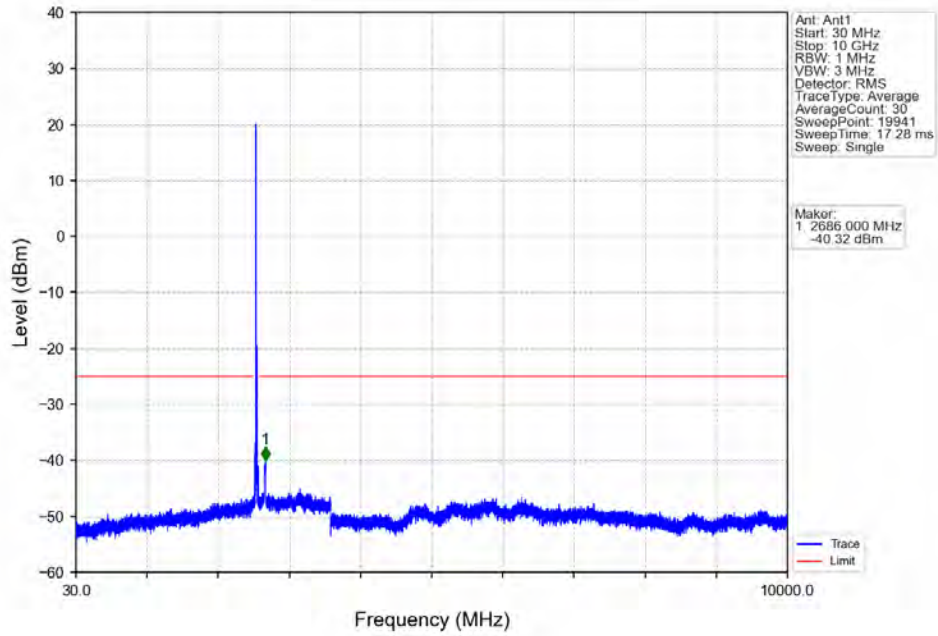
Band7\_20MHz\_QPSK\_MCH\_2535MHz\_RB\_1\_0\_NTNV



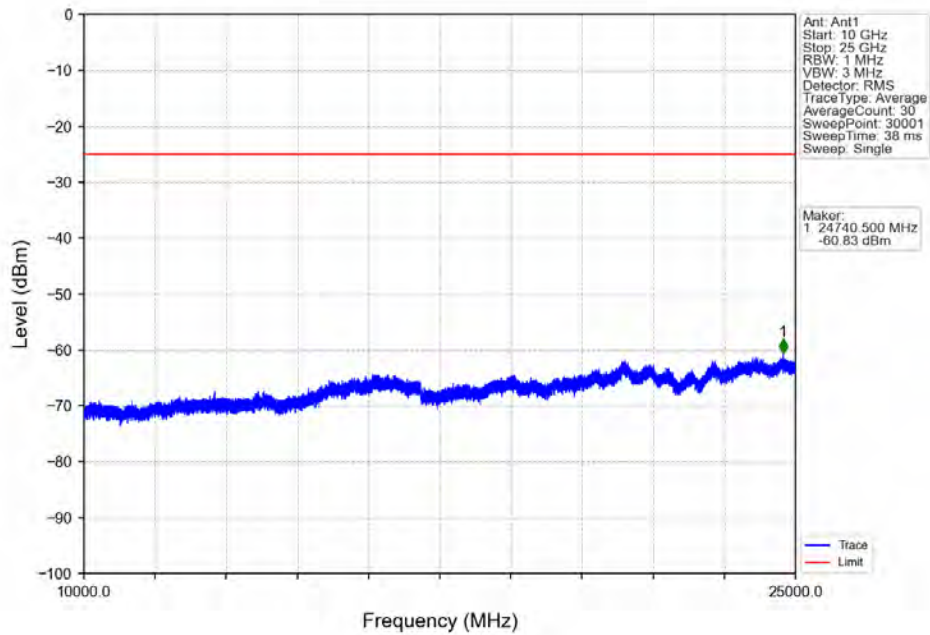
Band7\_20MHz\_QPSK\_MCH\_2535MHz\_RB\_1\_0\_NTNV



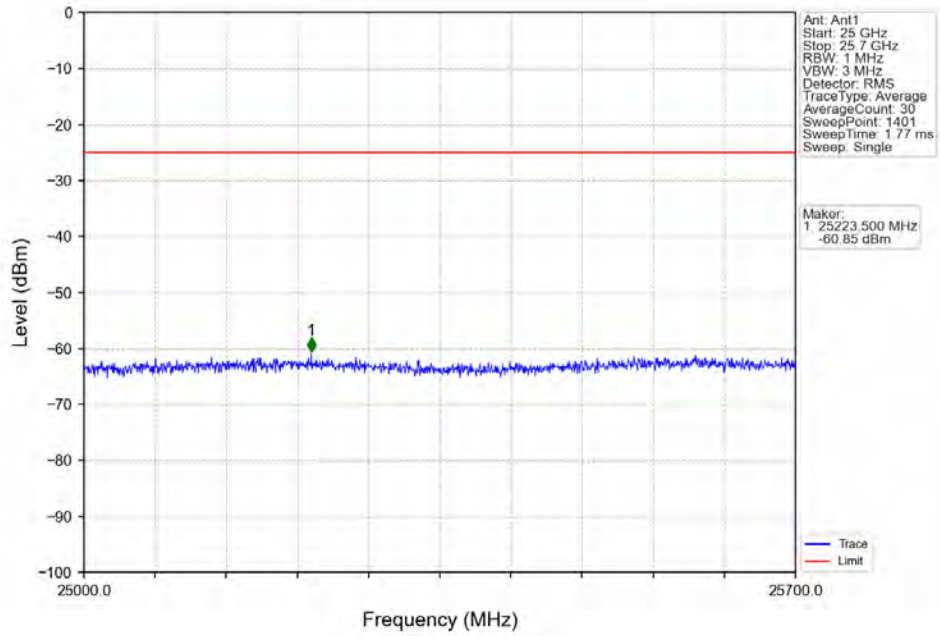
Band7\_20MHz\_QPSK\_HCH\_2560MHz\_RB\_1\_0\_NTNV



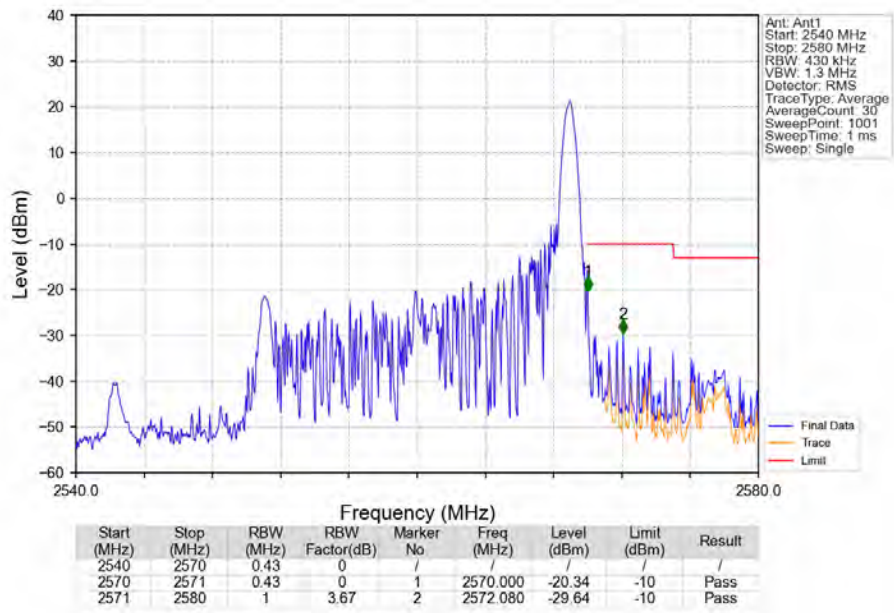
Band7\_20MHz\_QPSK\_HCH\_2560MHz\_RB\_1\_0\_NTNV



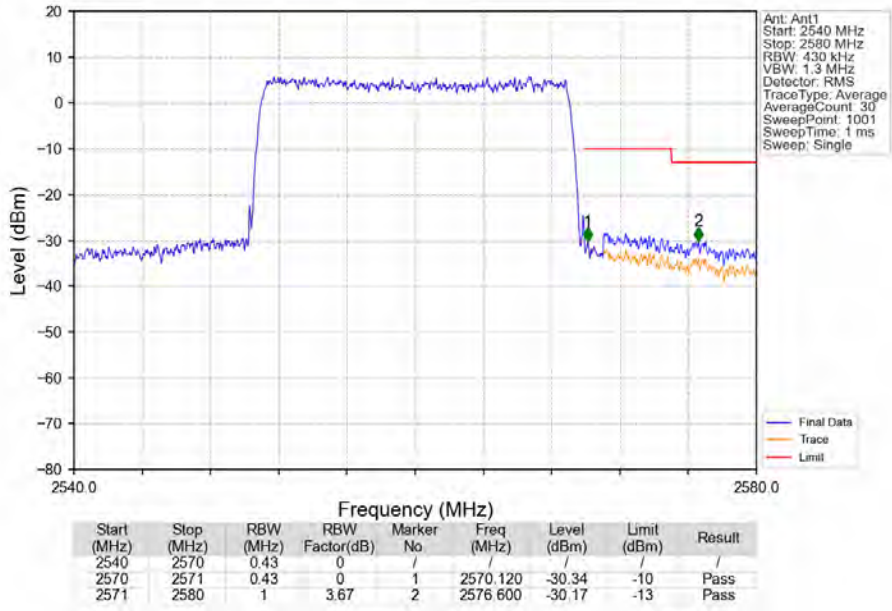
Band7\_20MHz\_QPSK\_HCH\_2560MHz\_RB\_1\_0\_NTNV



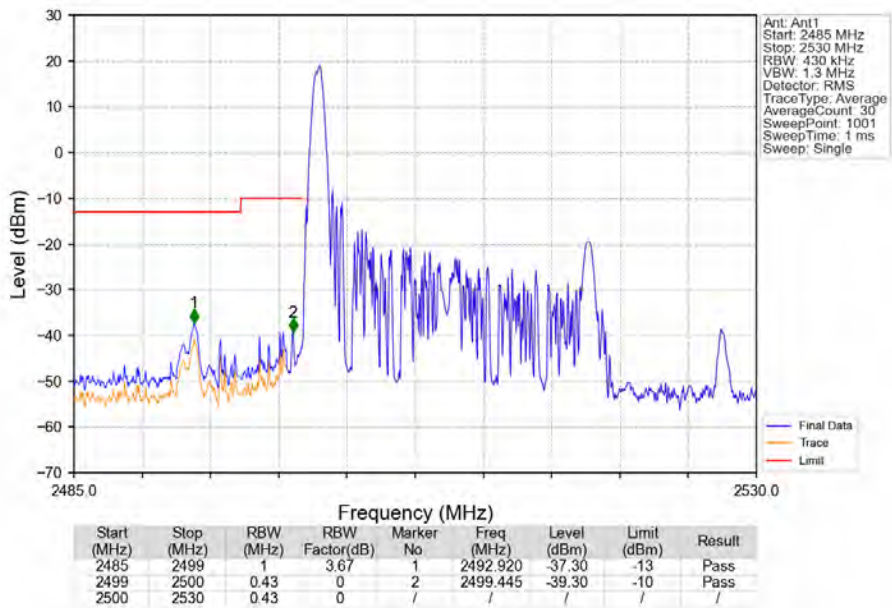
Band7\_20MHz\_QPSK\_HCH\_2560MHz\_RB\_1\_99\_NTNV



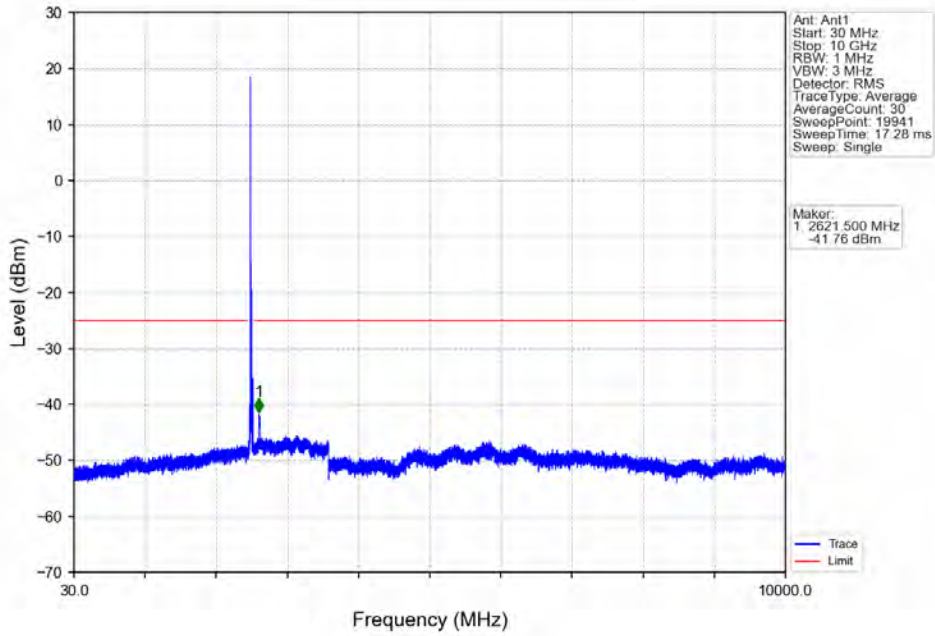
Band7\_20MHz\_QPSK\_HCH\_2560MHz\_RB\_100\_0\_NTNV



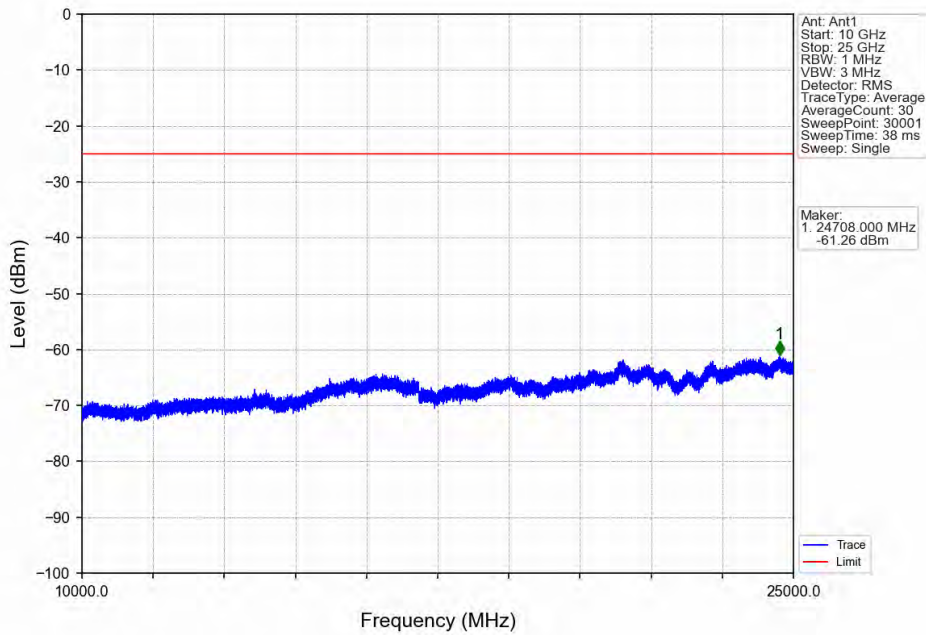
Band7\_20MHz\_16QAM\_LCH\_2510MHz\_RB\_1\_0\_NTNV



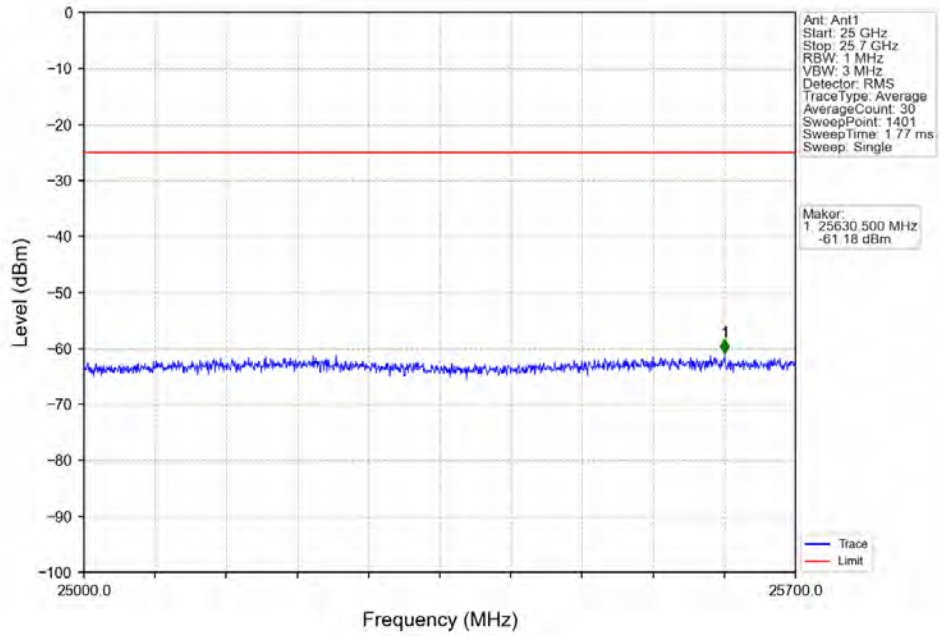
Band7\_20MHz\_16QAM\_LCH\_2510MHz\_RB\_1\_0\_NTNV



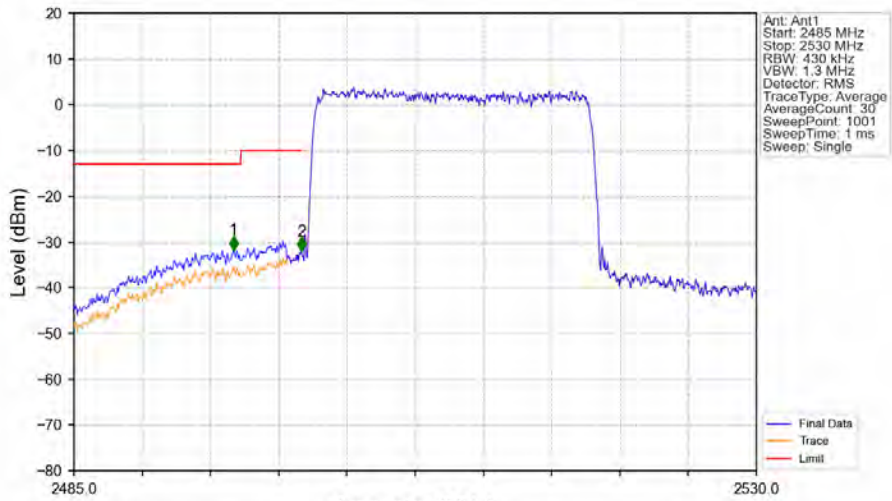
Band7\_20MHz\_16QAM\_LCH\_2510MHz\_RB\_1\_0\_NTNV



Band7\_20MHz\_16QAM\_LCH\_2510MHz\_RB\_1\_0\_NTNV



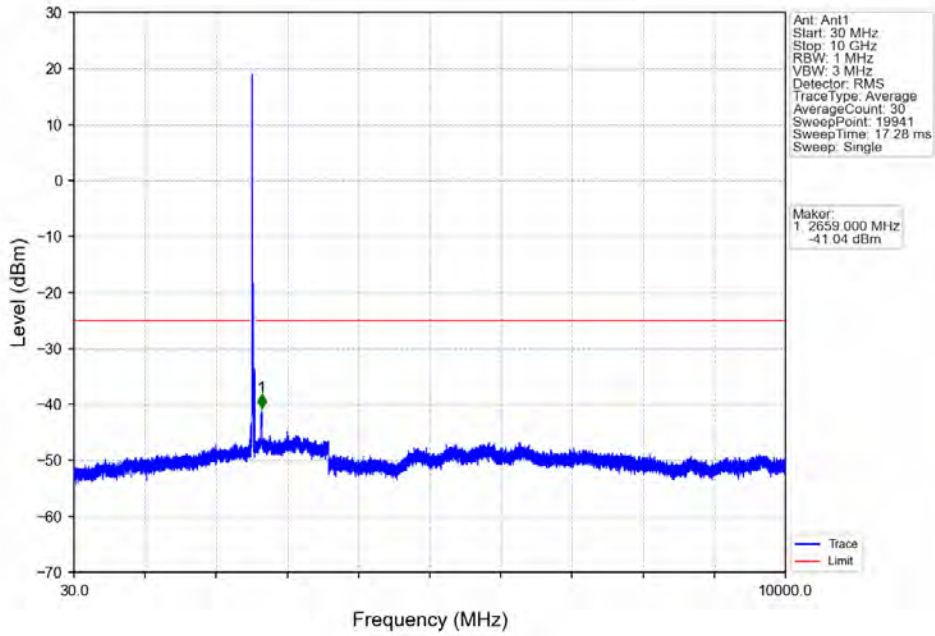
Band7\_20MHz\_16QAM\_LCH\_2510MHz\_RB\_100\_0\_NTNV



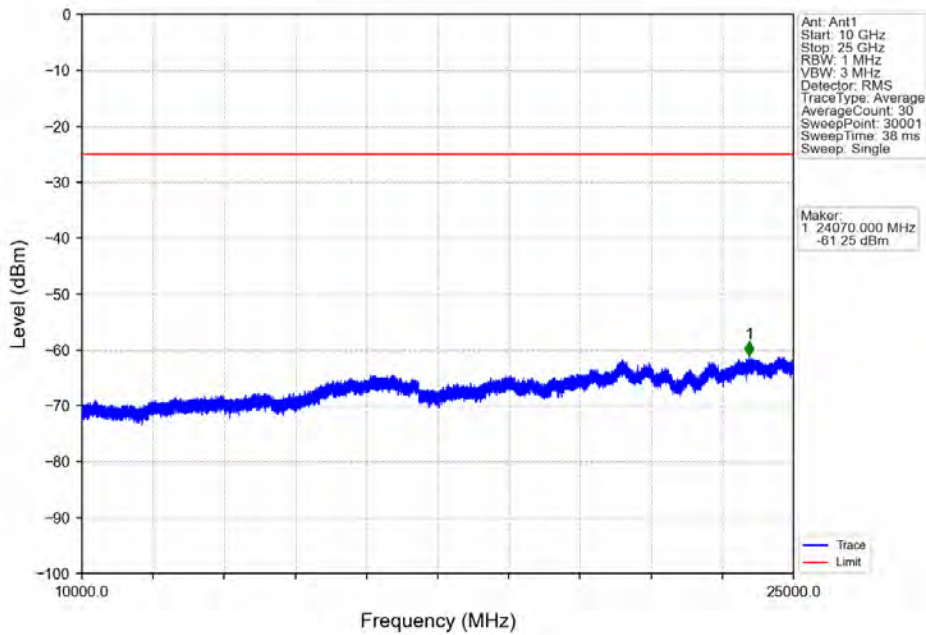
Start (MHz)	Stop (MHz)	RBW (MHz)	RBW Factor (dB)	Marker No	Freq (MHz)	Level (dBm)	Limit (dBm)	Result
2485	2499	1	3.67	1	2495.530	-31.78	-13	Pass
2499	2500	0.43	0	2	2499.985	-32.01	-10	Pass
2500	2530	0.43	0	/	/	/	/	/

Band7\_20MHz\_16QAM\_MCH\_2535MHz\_RB\_1\_0\_NTNV

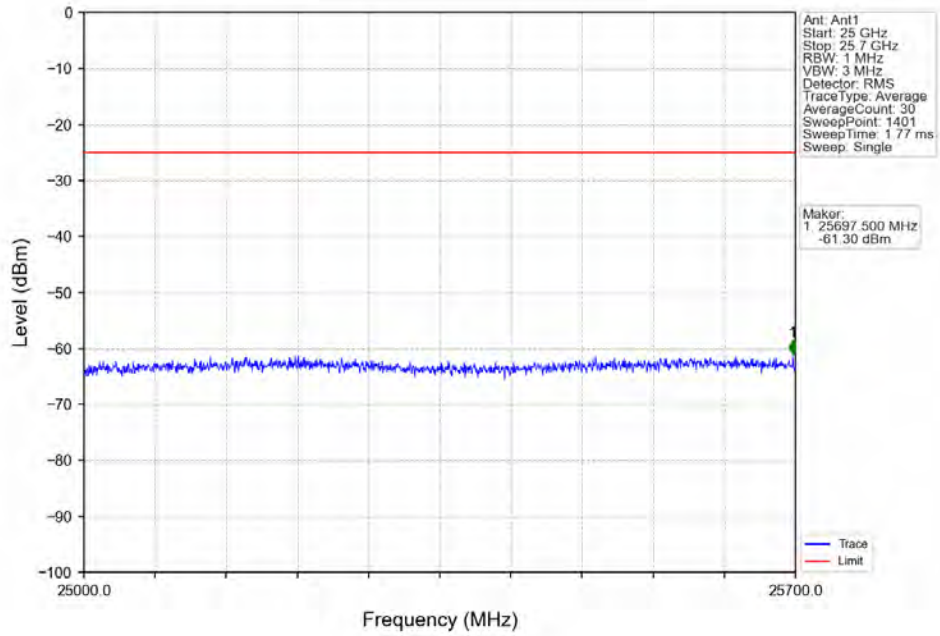




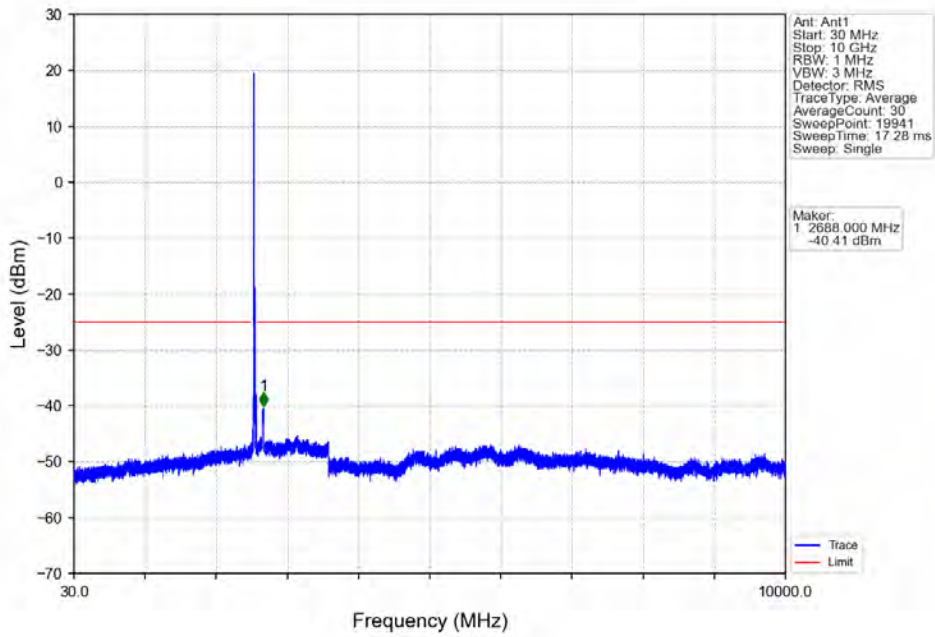
Band7\_20MHz\_16QAM\_MCH\_2535MHz\_RB\_1\_0\_NTNV



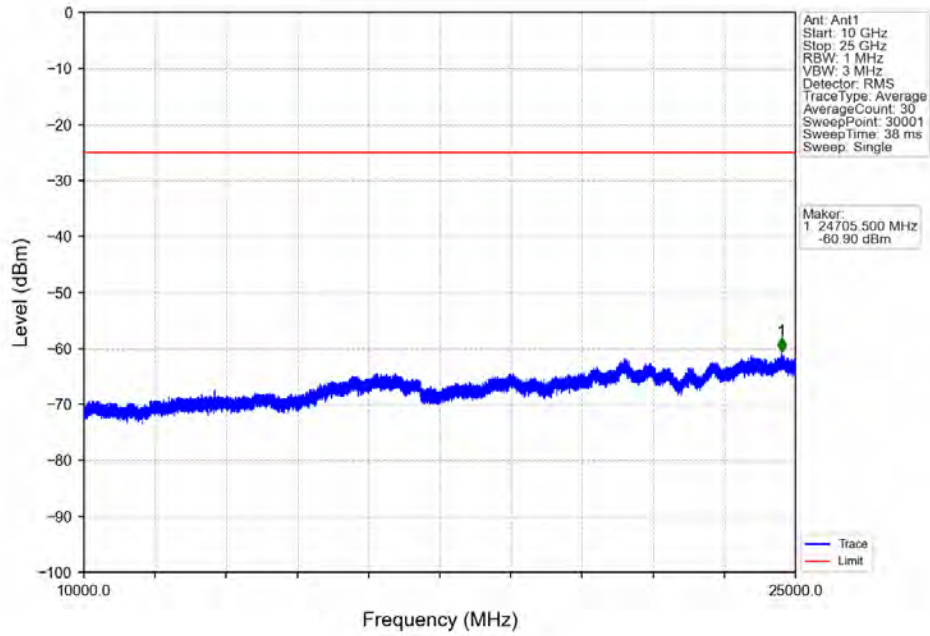
Band7\_20MHz\_16QAM\_MCH\_2535MHz\_RB\_1\_0\_NTNV



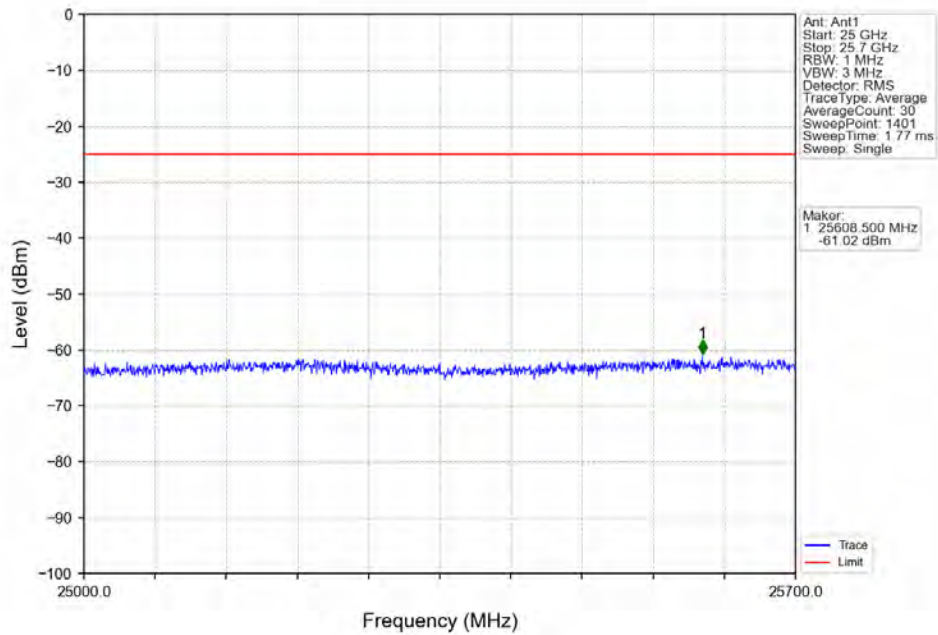
Band7\_20MHz\_16QAM\_HCH\_2560MHz\_RB\_1\_0\_NTNV



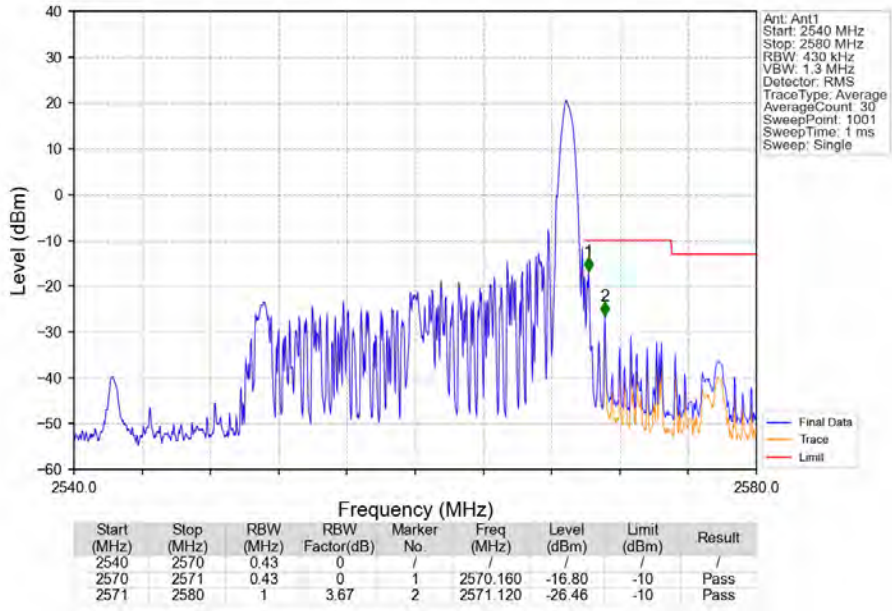
Band7\_20MHz\_16QAM\_HCH\_2560MHz\_RB\_1\_0\_NTNV



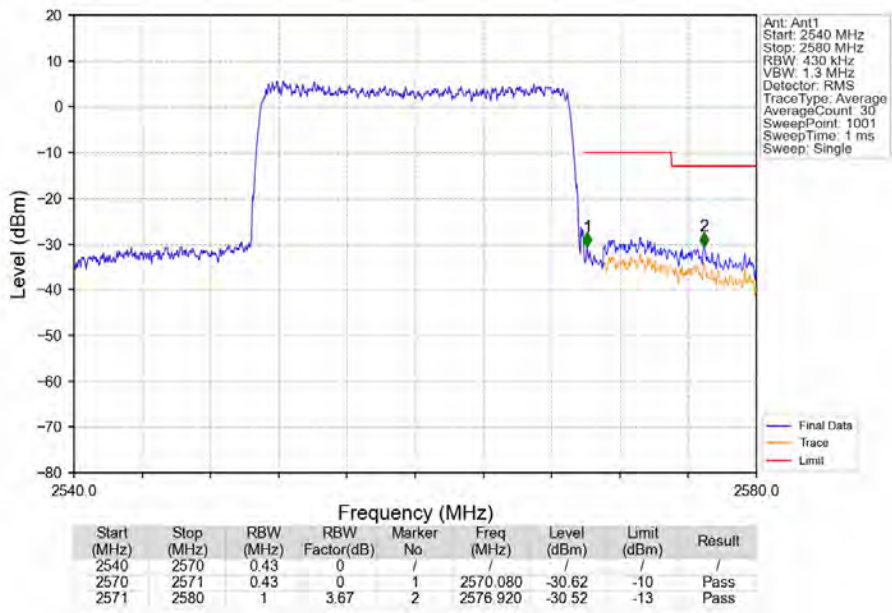
Band7\_20MHz\_16QAM\_HCH\_2560MHz\_RB\_1\_0\_NTNV



Band7\_20MHz\_16QAM\_HCH\_2560MHz\_RB\_1\_99\_NTNV



Band7\_20MHz\_16QAM\_HCH\_2560MHz\_RB\_100\_0\_NTNV



## 7. Form731

### 7.1 Form731\_Power

#### 7.1.1 Test Result

Band	BW	Lower Freq	High Freq	MAX Power (W)	Value	Hz/ppm	Emission Designator	Rule Parts	MAX Power (dBm)
7	5	2502.5	2567.5	0.2606	0.0026	ppm	4M55G7D	27M	24.16
7	5	2502.5	2567.5	0.2228	0.0021	ppm	4M54W7D	27M	23.48
7	10	2505	2565	0.2000	0.0027	ppm	9M06G7D	27M	23.01
7	10	2505	2565	0.1406	0.0025	ppm	9M05W7D	27M	21.48
7	15	2507.5	2562.5	0.1879	0.0034	ppm	13M6G7D	27M	22.74
7	15	2507.5	2562.5	0.1445	0.0033	ppm	13M7W7D	27M	21.60
7	20	2510	2560	0.2301	0.0027	ppm	18M1G7D	27M	23.62
7	20	2510	2560	0.1919	0.0024	ppm	18M2W7D	27M	22.83

### 7.2 Form731\_EIRP

#### 7.2.1 Test Result

Band	BW	Lower Freq	High Freq	MAX Power (W)	Value	Hz/ppm	Emission Designator	Rule Parts	MAX Power (dBm)
7	5	2502.5	2567.5	0.2716	0.0026	ppm	4M55G7D	27M	24.34
7	5	2502.5	2567.5	0.2322	0.0021	ppm	4M54W7D	27M	23.66
7	10	2505	2565	0.2084	0.0027	ppm	9M06G7D	27M	23.19
7	10	2505	2565	0.1465	0.0025	ppm	9M05W7D	27M	21.66
7	15	2507.5	2562.5	0.1958	0.0034	ppm	13M6G7D	27M	22.92
7	15	2507.5	2562.5	0.1506	0.0033	ppm	13M7W7D	27M	21.78
7	20	2510	2560	0.2398	0.0027	ppm	18M1G7D	27M	23.8
7	20	2510	2560	0.1999	0.0024	ppm	18M2W7D	27M	23.01