

OUKITEL



www.oukitel.com

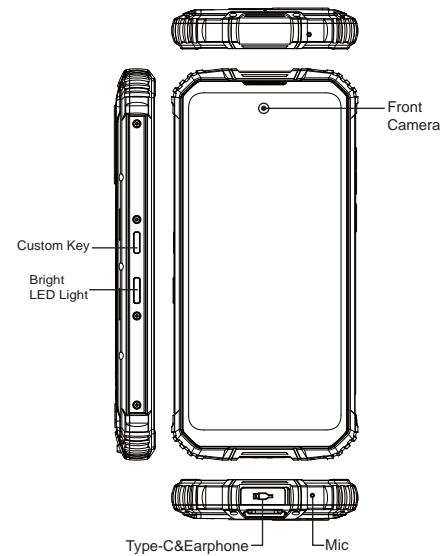


WP10

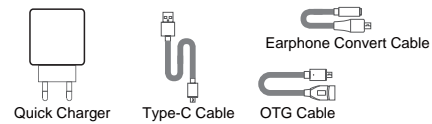
WP Series
Redefine Outdoor Communication!

Manufacturer Name: ShenZhen YunJi Intelligent Technology CO., LTD
Manufacturer Address: A-side A2 Building 2/F Enet New Industrial Park, No.20 Dafu
Industrial Zone, Aobei Community, GuanLan, LongHua New District, ShenZhen China

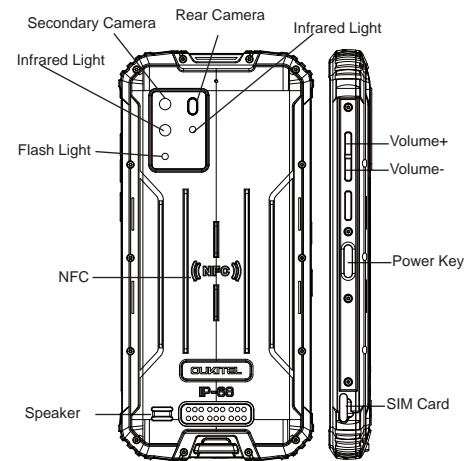
<https://www.oukitel.com>



Accessories

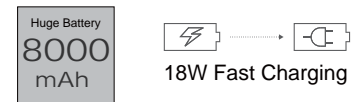


Comes with the Google™ app and Google Chrome™. Android is a trademark of Google LLC



Battery

WP10 includes an internal battery. You can track your battery status with the icon showed on the top right of the screen.



Warning

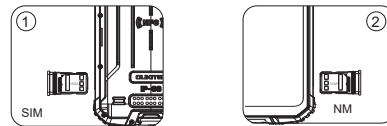
- Use only OUKITEL-approved batteries specifically designed for you phone.
- Incompatible batteries can cause serious injuries or damage to your phone.
- Never place batteries or phones on or in heating devices such as microwave ovens, stoves, or radiators. Batteries may explode when overheated.

Comes with the Google™ app and Google Chrome™. Android is a trademark of Google LLC

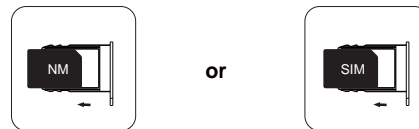
① How to insert the card

- To make sure your smartphone be able to call, put the SIM card in the following order.

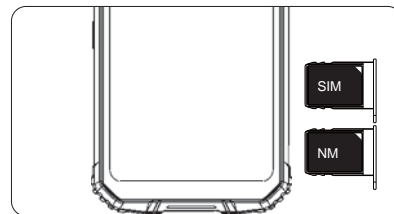
Press the card pin into the side hole and then the card tray pops up and pull out it.



- Take out the card slot and place the Nano card or Nano card. Make sure the bevel angle is aligned with the bevel angle of the card slot and placed in the corresponding card slot.



- with the phone facing up, insert the card holder into the phone in the direction of the arrow



Comes with the Google™ app and Google Chrome™ .
Android is a trademark of Google LLC

② How to boot

Non-removable battery

Press the power button for 3-5 seconds to boot

③ How to send SMS, MMS

SMS

- Open the SMS app
- Select New Information
- Enter a phone number or browse your contacts
- Select Edit Information and enter your text
- Send ➤

MMS-video

- When writing a text message
- Select images, videos or other files you want to add, even you can take a new picture or video right away.
- Selecting or sending ➤

④ Language switching settings

- Main menu --> settings-system setting--language and input method
- Language and input method--language--language adding
- Select the language you need, the system will automatically jump back to the language interface
- Select the icon after the language bar and drag it to the first one.

⑤ SAR

- The maximum electromagnetic radiation absorption ratio (SAR) of this product is < 2.0W/kg
- In line with the requirements of the national standard
EN 50360:2017; EN 50566:2017; EN 62209-1:2016;
EN 62209-2:2010; EN 62479:2010;

Comes with the Google™ app and Google Chrome™ .
Android is a trademark of Google LLC

⑥ Safety-In order to ensure safely using the product, you must strictly abide by the following rules

- The phone should be at least 15 cm away from any medical implant or rhythm adjuster and never put the device in your coat pocket.
- Do not expose the device and other batteries together with the high temperatures or heat-generating equipment such as sunlight, heaters, microwave ovens, ovens or water heaters. Overheating of the battery can cause an explosion.
- When charging is complete or not charging, disconnect the charger from the device and unplug the charger from the power outlet.
- If the device is equipped with a non-removable battery, do not replace the battery yourself to avoid damaging the battery or device.
- Use of an unapproved or incompatible power source, charger or battery may cause fire, explosion or other hazards.
- Do not disassemble or reset the battery, insert other objects, immerse in water or other liquids to avoid battery leakage, overheating, fire or explosion.
- Do not drop, crush, scratch or puncture the battery to avoid subjecting the battery to excessive external pressure, resulting in internal short-circuit and overheating of the battery.
- The company does not bear the responsibility for accidents caused by non-standard related charging equipment.

If you want to read the full CE compliance, please check this link: <https://www.oukitel.com>

Comes with the Google™ app and Google Chrome™ .
Android is a trademark of Google LLC

⑦ Maintenance

- Thoroughly understand the maintenance of this mobile phone to use the mobile phone more safely and effectively, and extend the service life of the mobile phone as much as possible.
- Please follow the instructions in the manual to open the phone, disassemble the accessories, and do not try other methods.
- Please avoid falling, knocking or shaking your phone. Rough handling of the phone can cause the screen to rupture, damaging the internal circuit board and the delicate structure.
- Do not use chemical solvents or detergents to clean your phone. Wipe the phone case with a soft cotton cloth dampened with water or a mild soap.
- Clean the lens with a clean, dry, soft cloth.
(Example: camera lens) and display.
- If you encounter an abnormal image such as a crash during use, the processing method is as follows: For a mobile phone that cannot remove the battery, please press and hold the power button for more than 12 seconds, the mobile phone will be forced to restart (unlock the phone when restarting). It can solve the general bug; for the mobile phone that can remove the battery, please remove the battery, then insert the battery and restart it to solve the bug.
- When the charger is not in use, please unplug it from the power outlet. Do not connect the battery that has been fully charged to the charger for a long time, as overcharging will shorten the battery life.

This machine's standard package (package box --mobile phone--manual--protective film--USB data cable -- charger)

Comes with the Google™ app and Google Chrome™ .
Android is a trademark of Google LLC

FCC Caution: Any changes or modifications not expressly approved by the party responsible for compliance could void the user's authority to operate this equipment.

This device complies with Part 15 of the FCC Rules. Operation is subject to the following two conditions:

- (1) This device may not cause harmful interference, and
- (2) this device must accept any interference received, including interference that may cause undesired operation.

This Product meets the government's requirements for exposure to radio waves. The guidelines are based on standards that were developed by independent scientific organizations through periodic and thorough evaluation of scientific studies. The standards include a substantial safety margin designed to assure the safety of all persons regardless of age or health.

FCC RF Exposure Information and Statement the SAR limit of USA (FCC) is 1.6 W/kg averaged over one gram of this Device WP10 (FCC ID: 2ANMU-WP10) has been tested against this SAR limit. SAR information on this can be viewed on-line at <http://www.fcc.gov/oet/ea/fccid/>. Please use the device FCC ID number for search. This device was tested for typical operations 5mm from the body. To maintain compliance with FCC RF exposure requirements, 5mm separation distance should be maintained to the user's bodies

NOTE:

This equipment has been tested and found to comply with the limits for a Class B digital device, pursuant to Part 15 of the FCC Rules.

These limits are designed to provide reasonable protection against harmful interference in a residential installation. This equipment generates, uses and can radiate radio frequency energy and, if not installed and used in accordance with the instructions, may cause harmful interference to radio communications.

However, there is no guarantee that interference will not occur in a particular installation. If this equipment does cause harmful interference to radio or television reception, which can be determined by turning the equipment off and on, the user is encouraged to try to correct the interference by one or more of the following measures:

- Reorient or relocate the receiving antenna.
- Increase the separation between the equipment and receiver.
- Connect the equipment into an outlet on a circuit different from that to which the receiver is connected.
- Consult the dealer or an experienced radio/TV technician for help.