

# TEST REPORT

**Reference No.**..... : WTS18S02102713-4W  
**FCC ID** ..... : 2ANMU-OKC8-4G  
**Applicant**..... : SHENZHEN YUNJI INTELLIGENT TECHNOLOGY CO.,LTD  
**Address**..... : A2 2F BUILDING ENET NEW INDUSTRIAL PARK, DAFU  
INDUSTRIAL ZONE, GUANLAN, LONGHUA, SHENZHEN, CHINA  
**Manufacturer** ..... : The same as above  
**Address**..... : The same as above  
**Product**..... : Smart Phone  
**Model(s)** ..... : OKC8 4G  
**Brand Name**..... : OUKITEL  
**Standards**..... : FCC CFR47 Part 22 Subpart H: 2017  
FCC CFR47 Part 24 Subpart E: 2017  
FCC CFR47 Part 27 Subpart L: 2017  
**Date of Receipt sample** .... : 2018-02-02  
**Date of Test** ..... : 2018-02-03 to 2018-02-27  
**Date of Issue**..... : 2018-03-13  
**Test Result**..... : **Pass**

Remarks:

The results shown in this test report refer only to the sample(s) tested, this test report cannot be reproduced, except in full, without prior written permission of the company. The report would be invalid without specific stamp of test institute and the signatures of compiler and approver.

**Prepared By:**

**Waltek Services (Shenzhen) Co., Ltd.**

Address: 1/F., Fukangtai Building, West Baima Road, Songgang Street, Baoan District, Shenzhen, Guangdong, China

Tel :+86-755-83551033

Fax:+86-755-83552400

Compiled by:

*Ford Wang*

Ford Wang / Project Engineer

Approved by:




*Philo Zhong*

Philo Zhong / Manager

## 2 Laboratories Introduction

**Waltek Services (Shenzhen) Co., Ltd** is a professional third-party testing and certification laboratory with multi-year product testing and certification experience, established strictly in accordance with ISO/IEC 17025 requirements, and accredited by ILAC (International Laboratory Accreditation Cooperation) member. A2LA (American Association for Laboratory Accreditation) of USA, Meanwhile, Waltek has got recognition as registration and accreditation laboratory from EMSD (Electrical and Mechanical Services Department), and American Energy star, FCC(The Federal Communications Commission), CEC(California energy efficiency), IC(Industry Canada). It's the strategic partner and data recognition laboratory of international authoritative organizations, such as Intertek(ETL-SEMKO), TÜV Rheinland, TÜV SÜD, etc.



Waltek Services (Shenzhen) Co., Ltd is one of the largest and the most comprehensive third party testing laboratory in China. Our test capability covered four large fields: safety test. Electro Magnetic Compatibility (EMC), and energy performance, wireless radio. As a professional, comprehensive, justice international test organization, we still keep the scientific and rigorous work attitude to help each client satisfy the international standards and assist their product enter into globe market smoothly.

**Test Facility:****A. Accreditations for Conformity Assessment (International)**

| Country/Region  | Accreditation Body                               | Scope              | Note |
|---|--|--------------------|------|
| USA   | <b>A2LA</b><br><b>(Certificate No.: 4243.01)</b> | FCC ID \ DOC \ VOC | 1    |
| Canada  |  | IC ID \ VOC        | 2    |
| Japan   |  | MIC-T \ MIC-R      | -    |
| Europe  |  | EMCD \ RED         | -    |
| Taiwan  |  | NCC                | -    |
| Hong Kong   |  | OFCA               | -    |
| Australia   |  | RCM                | -    |
| India   | <b>International Services</b>                    | WPC                | -    |
| Thailand  |  | NTC                | -    |
| Singapore   |  | IDA                | -    |
| Note:   |  |                    |      |
| 1. FCC Designation No.: CN1201. Test Firm Registration No.: 523476. |  |                    |      |
| 2. IC Canada Registration No.: 7760A                                |  |                    |      |

**B. TCBs and Notify Bodies Recognized Testing Laboratory.**

| Recognized Testing Laboratory of ...     | Notify body number |
|--|--------------------|
| TUV Rheinland                            | Optional.          |
| Intertek                                 |                    |
| TUV SUD                                  |                    |
| SGS                                      |                    |
| Phoenix Testlab GmbH                     | 0700               |
| Element Materials Technology Warwick Ltd | 0891               |
| Timco Engineering, Inc.                  | 1177               |
| Eurofins Product Service GmbH            | 0681               |

### 3 Contents

|   | <b>Page</b> |
|---|-------------|
| <b>1 COVER PAGE</b> .....                               | <b>1</b>    |
| <b>2 LABORATORIES INTRODUCTION</b> .....                | <b>2</b>    |
| <b>3 CONTENTS</b> .....                                 | <b>4</b>    |
| <b>4 REVISION HISTORY</b> .....                         | <b>6</b>    |
| <b>5 GENERAL INFORMATION</b> .....                      | <b>7</b>    |
| 5.1 GENERAL DESCRIPTION OF E.U.T. ....                  | 7           |
| 5.2 DETAILS OF E.U.T. ....                              | 7           |
| 5.3 TEST MODE.....                                      | 9           |
| <b>6 TEST SUMMARY</b> .....                             | <b>10</b>   |
| <b>7 EQUIPMENT USED DURING TEST</b> .....               | <b>11</b>   |
| 7.1 EQUIPMENTS LIST.....                                | 11          |
| 7.2 MEASUREMENT UNCERTAINTY.....                        | 12          |
| 7.3 TEST EQUIPMENT CALIBRATION.....                     | 12          |
| <b>8 RF OUTPUT POWER</b> .....                          | <b>13</b>   |
| 8.1 EUT OPERATION.....                                  | 13          |
| 8.2 TEST PROCEDURE.....                                 | 13          |
| 8.3 TEST RESULT.....                                    | 14          |
| <b>9 PEAK-TO-AVERAGE RATIO</b> .....                    | <b>20</b>   |
| 9.1 EUT OPERATION.....                                  | 20          |
| 9.2 TEST PROCEDURE.....                                 | 20          |
| 9.3 TEST RESULT.....                                    | 21          |
| <b>10 BANDWIDTH</b> .....                               | <b>24</b>   |
| 10.1 EUT OPERATION.....                                 | 24          |
| 10.2 TEST PROCEDURE.....                                | 24          |
| 10.3 TEST RESULT.....                                   | 25          |
| <b>11 SPURIOUS EMISSIONS AT ANTENNA TERMINALS</b> ..... | <b>36</b>   |
| 11.1 EUT OPERATION.....                                 | 36          |
| 11.2 TEST PROCEDURE.....                                | 36          |
| 11.3 TEST RESULT.....                                   | 37          |
| <b>12 SPURIOUS RADIATED EMISSIONS</b> .....             | <b>52</b>   |
| 12.1 EUT OPERATION.....                                 | 52          |
| 12.2 TEST SETUP.....                                    | 52          |
| 12.3 SPECTRUM ANALYZER SETUP.....                       | 53          |
| 12.4 TEST PROCEDURE.....                                | 54          |
| 12.5 SUMMARY OF TEST RESULTS.....                       | 55          |
| <b>13 BAND EDGE MEASUREMENT</b> .....                   | <b>57</b>   |
| 13.1 EUT OPERATION.....                                 | 57          |
| 13.2 TEST PROCEDURE.....                                | 57          |
| 13.3 TEST RESULT.....                                   | 58          |
| <b>14 FREQUENCY STABILITY</b> .....                     | <b>73</b>   |
| 14.1 EUT OPERATION.....                                 | 73          |
| 14.2 TEST PROCEDURE.....                                | 73          |
| 14.3 TEST RESULT.....                                   | 74          |

|           |   |           |
|-----------|---|-----------|
| <b>15</b> | <b>RF EXPOSURE.....</b>                       | <b>82</b> |
| <b>16</b> | <b>PHOTOGRAPHS OF TEST SETUP AND EUT.....</b> | <b>83</b> |

#### 4 Revision History

| Test report No.       | Date of Receipt sample | Date of Test                    | Date of Issue | Purpose  | Comment | Approved |
|-----------------------|------------------------|---------------------------------|---------------|----------|---------|----------|
| WTS18S02102<br>713-4W | 2018-02-02             | 2018-02-03<br>to 2018-02-<br>27 | 2018-03-13    | original | -       | Valid    |
|                       |                        |                                 |               |          |         |          |

## 5 General Information

### 5.1 General Description of E.U.T.

|                                       |                              |
|---------------------------------------|------------------------------|
| Product:                              | Smart Phone                  |
| Model(s):                             | OKC8 4G                      |
| Model Description:                    | N/A                          |
| GSM Band(s):                          | GSM 850/900/1800/1900MHz     |
| GPRS/EGPRS Class:                     | 12                           |
| WCDMA Band(s):                        | FDD Band I/II/IV/V/VIII      |
| LTE Band(s):                          | FDD Band 2/4/7/12            |
| Wi-Fi Specification:                  | 2.4G-802.11b/g/n HT20/n HT40 |
| Bluetooth Version:                    | Bluetooth v4.0 with BLE      |
| GPS:                                  | Support                      |
| NFC:                                  | N/A                          |
| Hardware Version:                     | ND393C_MB_V1.0               |
| Software Version:                     | OUKITEL_C8_4G_V8.0           |
| Highest frequency<br>(Exclude Radio): | 1.25GHz                      |
| Storage Location:                     | Internal Storage             |

Note: This EUT has two SIM card slots, and use same one RF module. We found that RF parameters are the same, when we insert the card 1 and card 2. So we usually performed the test under main card slot 1.

### 5.2 Details of E.U.T.

|                       |                                  |
|-----------------------|----------------------------------|
| Operation Frequency:  | GSM/GPRS/EDGE 850: 824~849MHz    |
|                       | PCS/GPRS/EDGE 1900: 1850~1910MHz |
|                       | WCDMA Band II: 1850~1910MHz      |
|                       | WCDMA Band V: 824~849MHz         |
|                       | WCDMA Band IV: 1710~1755MHz      |
|                       | LTE Band 2: 1850~1910MHz         |
|                       | LTE Band 4: 1710~1755MHz         |
|                       | LTE Band 7: 2500~2570MHz         |
|                       | LTE Band 12: 699~716MHz          |
|                       | WiFi:                            |
|                       | 802.11b/g/n HT20: 2412~2462MHz   |
|                       | 802.11n HT40: 2422~2452MHz       |
|                       | Bluetooth: 2402~2480MHz          |
| Max. RF output power: | GSM 850: 32.53dBm                |
|                       | PCS1900: 29.46dBm                |
|                       | WCDMA Band II: 22.51dBm          |

|                       |   |
|-----------------------|---|
|                       | WCDMA Band V: 22.86dBm  |
|                       | WCDMA Band IV: 22.40dBm   |
|                       | LTE Band 2: 22.99dBm  |
|                       | LTE Band 4: 22.92dBm  |
|                       | LTE Band 7: 23.89dBm  |
|                       | LTE Band 12: 23.94dBm   |
|                       | WiFi(2.4G): 9.67dBm   |
|                       | Bluetooth: 3.56dBm  |
| Type of Modulation:   | GSM,GPRS: GMSK<br>EDGE: GMSK, 8PSK<br>WCDMA: BPSK, 16QAM<br>LTE: QPSK, 16QAM<br>WiFi: CCK, OFDM<br>Bluetooth: GFSK, Pi/4 DQPSK, 8DPSK   |
| Antenna installation: | GSM/WCDMA/LTE: internal permanent antenna<br>WiFi/Bluetooth: internal permanent antenna   |
| Antenna Gain:         | GSM 850: 1.2dBi<br>PCS1900: 0.2dBi<br>WCDMA Band II: 0.2dBi<br>WCDMA Band V: 1.2dBi<br>WCDMA Band IV: -1.3dBi<br>LTE Band 2: 0.2dBi<br>LTE Band 4: -1.3dBi<br>LTE Band 7: 0.5dBi<br>LTE Band 12: -2.0dBi<br>WiFi(2.4G): 1.6dBi<br>Bluetooth: 1.6dBi |
| Ratings:              | Battery DC 3.8V, 3000mAh<br>DC 5V, 1.0A charging from adapter<br>(Adapter Input: 100-240V~50/60Hz 0.25A)  |
| Adapter:              | Manufacturer: Shenzhen ACT Industrial Co., Ltd.<br>Model No.: APS-M006050100W-G   |
| Type of Emission:     | GSM850: 251KGXW, GPRS850: 249KGXW,<br>EGPRS850: 245KG7W<br>PCS1900: 247KGXW, GPRS1900: 245KGXW,<br>EGPRS1900: 248KG7W<br>WCDMA850: 4M22F9W, WCDMA1900: 4M22F9W,<br>WCDMA1700: 4M22F9W   |



### 5.3 Test Mode

All test mode(s) and condition(s) mentioned were considered and evaluated respectively by performing full tests, the worst data were recorded and reported.

| Support Band   | Test Mode         | Channel Frequency | Channel Number |
|--|-------------------|-------------------|----------------|
| GSM 850  | GSM/GPRS/EDGE     | 824.2 MHz         | 128            |
|  |                   | 836.6 MHz         | 190            |
|  |                   | 848.8 MHz         | 251            |
| PCS 1900   | GSM/GPRS/EDGE     | 1850.2 MHz        | 512            |
|  |                   | 1880.0 MHz        | 661            |
|  |                   | 1909.8 MHz        | 810            |
| WCDMA Band V   | WCDMA/HSUPA/HSDPA | 826.4 MHz         | 4132           |
|  |                   | 836.6 MHz         | 4183           |
|  |                   | 846.6 MHz         | 4233           |
| WCDMA Band II  | WCDMA/HSUPA/HSDPA | 1852.4MHz         | 9262           |
|  |                   | 1880.0MHz         | 9400           |
|  |                   | 1907.6MHz         | 9538           |
| WCDMA Band IV  | WCDMA/HSUPA/HSDPA | 1712.4MHz         | 1313           |
|  |                   | 1732.6MHz         | 1413           |
|  |                   | 1752.6MHz         | 1512           |
| Remark: All mode(s) were tested and the worst data was recorded. |                   |                   |                |

## 6 Test Summary

| Test Items                             | Test Requirement   | Result |
|--|--|--------|
| RF Output Power                        | 2.1046<br>22.913 (a)<br>24.232 (c)<br>27.50(c)<br>27.50(d) | PASS   |
| Peak-to-Average Ratio                  | 24.232 (d)<br>27.50(d)                                     | PASS   |
| Bandwidth                              | 2.1049<br>22.905<br>22.917<br>24.238<br>27.53(a)           | PASS   |
| Spurious Emissions at Antenna Terminal | 2.1051<br>22.917 (a)<br>24.238 (a)<br>27.53(h)             | PASS   |
| Field Strength of Spurious Radiation   | 2.1053<br>22.917 (a)<br>24.238 (a)<br>27.53(h)             | PASS   |
| Out of band emission, Band Edge        | 22.917 (a)<br>24.238 (a)<br>27.53(h)                       | PASS   |
| Frequency Stability                    | 2.1055<br>22.355<br>24.235<br>27.5(h)<br>27.54             | PASS   |
| Maximum Permissible Exposure (SAR)     | 1.1307<br>2.1093   | PASS   |

## 7 Equipment Used during Test

### 7.1 Equipments List

| Conducted Emissions Test Site 1#                              |                                      |                      |              |                 |                       |                      |
|---|--------------------------------------|----------------------|--------------|-----------------|-----------------------|----------------------|
| Item  | Equipment                            | Manufacturer         | Model No.    | Serial No.      | Last Calibration Date | Calibration Due Date |
| 1.  | EMI Test Receiver                    | R&S                  | ESCI         | 100947          | 2017-09-12            | 2018-09-11           |
| 2.  | LISN                                 | R&S                  | ENV216       | 101215          | 2017-09-12            | 2018-09-11           |
| 3.  | Cable                                | Top                  | TYPE16(3.5M) | -               | 2017-09-12            | 2018-09-11           |
| Conducted Emissions Test Site 2#                              |                                      |                      |              |                 |                       |                      |
| Item  | Equipment                            | Manufacturer         | Model No.    | Serial No.      | Last Calibration Date | Calibration Due Date |
| 1.  | EMI Test Receiver                    | R&S                  | ESCI         | 101155          | 2017-09-12            | 2018-09-11           |
| 2.  | LISN                                 | SCHWARZBECK          | NSLK 8128    | 8128-289        | 2017-09-12            | 2018-09-11           |
| 3.  | Limiter                              | York                 | MTS-IMP-136  | 261115-001-0024 | 2017-09-12            | 2018-09-11           |
| 4.  | Cable                                | LARGE                | RF300        | -               | 2017-09-12            | 2018-09-11           |
| 3m Semi-anechoic Chamber for Radiation Emissions Test site 1# |                                      |                      |              |                 |                       |                      |
| Item  | Equipment                            | Manufacturer         | Model No.    | Serial No.      | Last Calibration Date | Calibration Due Date |
| 1   | Spectrum Analyzer                    | R&S                  | FSP          | 100091          | 2017-04-29            | 2018-04-28           |
| 2   | Active Loop Antenna                  | Beijing Dazhi        | ZN30900A     | -               | 2017-04-09            | 2018-04-08           |
| 3   | Trilog Broadband Antenna             | SCHWARZBECK          | VULB9163     | 336             | 2017-04-09            | 2018-04-08           |
| 4   | Coaxial Cable (below 1GHz)           | Top                  | TYPE16(13M)  | -               | 2017-09-12            | 2018-09-11           |
| 5   | Broad-band Horn Antenna              | SCHWARZBECK          | BBHA 9120 D  | 667             | 2017-04-09            | 2018-04-08           |
| 6   | Broad-band Horn Antenna              | SCHWARZBECK          | BBHA 9170    | 335             | 2017-04-09            | 2018-04-08           |
| 7   | Broadband Preamplifier               | COMPLIANCE DIRECTION | PAP-1G18     | 2004            | 2017-04-13            | 2018-04-12           |
| 8   | Coaxial Cable (above 1GHz)           | Top                  | 1GHz-25GHz   | EW02014-7       | 2017-04-13            | 2018-04-12           |
| 9   | Universal Radio Communication Tester | R&S                  | CMU 200      | 112461          | 2017-04-13            | 2018-04-12           |
| 10  | Signal Generator                     | R&S                  | SMR20        | 100046          | 2017-09-12            | 2018-09-11           |
| 11  | Smart Antenna                        | SCHWARZBECK          | HA08         | -               | 2017-04-09            | 2018-04-08           |
| 3m Semi-anechoic Chamber for Radiation Emissions Test site 2# |                                      |                      |              |                 |                       |                      |
| Item  | Equipment                            | Manufacturer         | Model No.    | Serial No       | Last Calibration Date | Calibration Due Date |

| 1                           | Test Receiver                              | R&S                                    | ESCI      | 101296     | 2017-04-13            | 2018-04-12           |
|-----------------------------|--|--|-----------|------------|-----------------------|----------------------|
| 2                           | Trilog Broadband Antenna                   | SCHWARZBECK                            | VULB9160  | 9160-3325  | 2017-04-09            | 2018-04-08           |
| 3                           | Amplifier                                  | Compliance<br>pirection<br>systems inc | PAP-0203  | 22024      | 2017-04-13            | 2018-04-12           |
| 4                           | Cable                                      | HUBER+SUHNER                           | CBL2      | 525178     | 2017-04-13            | 2018-04-12           |
| <b>RF Conducted Testing</b> |  |  |           |            |                       |                      |
| Item                        | Equipment                                  | Manufacturer                           | Model No. | Serial No. | Last Calibration Date | Calibration Due Date |
| 1.                          | EMC Analyzer<br>(9k~26.5GHz)               | Agilent                                | E7405A    | MY45114943 | 2017-09-12            | 2018-09-11           |
| 2.                          | Spectrum Analyzer<br>(9k-6GHz)             | R&S                                    | FSL6      | 100959     | 2017-09-12            | 2018-09-11           |
| 3.                          | Universal Radio<br>Communication<br>Tester | R&S                                    | CMU 200   | 112461     | 2017-04-13            | 2018-04-12           |
| 4                           | Signal Analyzer<br>(9k~26.5GHz)            | Agilent                                | N9010A    | MY50520207 | 2017-09-12            | 2018-09-11           |

## 7.2 Measurement Uncertainty

| Parameter                                       | Uncertainty                             |
|---|---|
| Conducted Emission                              | ± 3.64 dB(AC mains 150KHz~30MHz)        |
| Radiated Spurious Emissions                     | ± 5.08 dB (Bilog antenna 30M~1000MHz)   |
|   | ± 5.47 dB (Horn antenna 1000M~25000MHz) |
| Radio Frequency                                 | ± 1 x 10 <sup>-7</sup> Hz               |
| RF Power  | ± 0.42 dB                               |
| RF Power Density                                | ± 0.7dB                                 |
| Conducted Spurious Emissions                    | ± 2.76 dB (9kHz~26500MHz)               |
| Confidence interval: 95%. Confidence factor:k=2 |   |

## 7.3 Test Equipment Calibration

All the test equipments used are valid and calibrated by CEPREI Certification Body that address is No.110 Dongguan Zhuang RD. Guangzhou, P.R.China.

## 8 RF OUTPUT POWER

|                   |  |
|-------------------|--|
| Test Requirement: | FCC Part 2.1046, 22.913 (a), 24.232 (c), 27.50(c.10); 27.50(d.4) |
| Test Method:      | TIA/EIA-603-D:2010<br>KDB971168 D01 v03                          |
| Test Mode:        | TX transmitting  |

### 8.1 EUT Operation

Operating Environment :

|                       |           |
|-----------------------|-----------|
| Temperature:          | 22.5 °C   |
| Humidity:             | 52.1 % RH |
| Atmospheric Pressure: | 101.2kPa  |

### 8.2 Test Procedure

Conducted method:

The RF output of the transmitter was connected to the wireless test set and the spectrum analyzer through sufficient attenuation.



Radiated method:

1. The setup of EUT is according with per TIA/EIA Standard 603D measurement procedure.
2. The measurement antenna was placed at a distance of 3 meters from the EUT. During the tests, the antenna height and polarization as well as EUT azimuth were varied in order to identify the maximum level of emissions from the EUT. The test was performed by placing the EUT on 3-orthogonal axis.
3. The frequency range up to tenth harmonic of the fundamental frequency was investigated.
4. Remove the EUT and replace it with substitution antenna. A signal generator was connected to the substitution antenna by a non-radiating cable. The absolute levels of the spurious emissions were measured by the substitution.

### 8.3 Test Result

#### Conducted Power

| GSM - Burst Average Power (dBm) |        |       |       |         |       |        |
|---------------------------------|--------|-------|-------|---------|-------|--------|
| Band                            | GSM850 |       |       | PCS1900 |       |        |
| Channel                         | 128    | 190   | 251   | 512     | 661   | 810    |
| Frequency (MHz)                 | 824.2  | 836.6 | 848.8 | 1850.2  | 1880  | 1909.8 |
| GSM                             | 32.52  | 32.53 | 32.42 | 29.41   | 29.26 | 29.43  |
| GPRS (1 slot)                   | 32.43  | 32.44 | 32.34 | 29.43   | 29.26 | 29.46  |
| GPRS (2 slots)                  | 31.89  | 32.02 | 31.99 | 28.84   | 28.85 | 29.10  |
| GPRS (3 slots)                  | 31.25  | 31.54 | 31.46 | 28.35   | 28.44 | 28.85  |
| GPRS (4 slots)                  | 30.79  | 31.11 | 31.13 | 27.86   | 27.98 | 28.23  |
| EGPRS (1 slot)                  | 26.98  | 26.36 | 25.71 | 25.84   | 25.28 | 25.07  |
| EGPRS (2 slots)                 | 26.52  | 25.77 | 25.21 | 25.13   | 24.88 | 24.69  |
| EGPRS (3 slots)                 | 26.03  | 25.31 | 24.78 | 24.69   | 24.12 | 24.15  |
| EGPRS (4 slots)                 | 25.69  | 24.88 | 24.32 | 24.02   | 23.98 | 23.87  |

| WCDMA - Average Power (dBm) |               |       |        |              |       |       |               |        |        |
|-----------------------------|---------------|-------|--------|--------------|-------|-------|---------------|--------|--------|
| Band                        | WCDMA Band II |       |        | WCDMA Band V |       |       | WCDMA Band IV |        |        |
| Channel                     | 9262          | 9400  | 9538   | 4132         | 4183  | 4233  | 1313          | 1413   | 1512   |
| Frequency (MHz)             | 1852.4        | 1880  | 1907.6 | 826.4        | 836.6 | 846.6 | 1712.4        | 1732.6 | 1752.6 |
| RMC 12.2k                   | 22.25         | 22.51 | 22.29  | 22.86        | 22.10 | 22.54 | 22.22         | 22.40  | 22.33  |
| HSDPA Subtest-1             | 21.43         | 21.12 | 21.44  | 21.30        | 21.51 | 21.47 | 21.26         | 21.43  | 21.37  |
| HSDPA Subtest-2             | 21.36         | 21.11 | 21.40  | 21.28        | 21.45 | 21.44 | 21.21         | 21.40  | 21.35  |
| HSDPA Subtest-3             | 21.32         | 21.06 | 21.36  | 21.25        | 21.43 | 21.41 | 21.19         | 21.38  | 21.33  |
| HSDPA Subtest-4             | 21.28         | 21.00 | 21.33  | 21.23        | 21.38 | 21.36 | 21.15         | 21.35  | 21.30  |
| HSUPA Subtest-1             | 21.11         | 21.82 | 21.16  | 21.34        | 21.51 | 21.51 | 21.29         | 21.39  | 21.36  |
| HSUPA Subtest-2             | 21.08         | 21.80 | 21.13  | 21.30        | 21.45 | 21.48 | 21.25         | 21.36  | 21.33  |
| HSUPA Subtest-3             | 21.05         | 21.77 | 21.10  | 21.28        | 21.43 | 21.45 | 21.23         | 21.35  | 21.31  |
| HSUPA Subtest-4             | 21.03         | 21.75 | 21.08  | 21.24        | 21.41 | 21.43 | 21.21         | 21.33  | 21.28  |
| HSUPA Subtest-5             | 21.00         | 21.70 | 21.05  | 21.20        | 21.38 | 21.40 | 21.18         | 21.30  | 21.25  |

**Radiated Powe**

## ERP and EIRP

## Cellular Band 850 (Part 22H)

| Frequency             | Receiver Reading | Turn table Angle | RX Antenna |       | Substituted |       |              | Absolute Level | Part 22H |        |
|-----------------------|------------------|------------------|------------|-------|-------------|-------|--------------|----------------|----------|--------|
|                       |                  |                  | Height     | Polar | SG Level    | Cable | Antenna Gain |                | Limit    | Margin |
| (MHz)                 | (dBμV)           | Degree           | (m)        | (H/V) | (dBm)       | (dB)  | (dB)         | (dBm)          | (dBm)    | (dB)   |
| GSM 850 Channel 128   |                  |                  |            |       |             |       |              |                |          |        |
| 824.20                | 99.63            | 225              | 2.4        | H     | 32.60       | 0.20  | 0.00         | 32.40          | 38.45    | -6.05  |
| 824.20                | 100.35           | 350              | 1.9        | V     | 33.25       | 0.20  | 0.00         | 33.05          | 38.45    | -5.40  |
| GSM 850 Channel 190   |                  |                  |            |       |             |       |              |                |          |        |
| 836.60                | 99.67            | 325              | 1.7        | H     | 32.64       | 0.20  | 0.00         | 32.44          | 38.45    | -6.01  |
| 836.60                | 100.63           | 227              | 1.4        | V     | 33.53       | 0.20  | 0.00         | 33.33          | 38.45    | -5.12  |
| GSM 850 Channel 251   |                  |                  |            |       |             |       |              |                |          |        |
| 848.80                | 99.85            | 238              | 1.3        | H     | 32.82       | 0.20  | 0.00         | 32.62          | 38.45    | -5.83  |
| 848.80                | 100.24           | 353              | 2.0        | V     | 33.14       | 0.20  | 0.00         | 32.94          | 38.45    | -5.51  |
| GPRS 850 Channel 128  |                  |                  |            |       |             |       |              |                |          |        |
| 824.20                | 99.76            | 356              | 1.9        | H     | 32.73       | 0.20  | 0.00         | 32.53          | 38.45    | -5.92  |
| 824.20                | 100.27           | 175              | 1.2        | V     | 33.17       | 0.20  | 0.00         | 32.97          | 38.45    | -5.48  |
| GPRS 850 Channel 190  |                  |                  |            |       |             |       |              |                |          |        |
| 836.60                | 99.45            | 143              | 2.3        | H     | 32.42       | 0.20  | 0.00         | 32.22          | 38.45    | -6.23  |
| 836.60                | 100.52           | 245              | 1.4        | V     | 33.42       | 0.20  | 0.00         | 33.22          | 38.45    | -5.23  |
| GPRS 850 Channel 251  |                  |                  |            |       |             |       |              |                |          |        |
| 848.80                | 99.18            | 256              | 2.1        | H     | 32.15       | 0.20  | 0.00         | 31.95          | 38.45    | -6.50  |
| 848.80                | 100.45           | 45               | 2.4        | V     | 33.35       | 0.20  | 0.00         | 33.15          | 38.45    | -5.30  |
| EGPRS 850 Channel 128 |                  |                  |            |       |             |       |              |                |          |        |
| 824.20                | 99.29            | 67               | 1.5        | H     | 32.26       | 0.20  | 0.00         | 32.06          | 38.45    | -6.39  |
| 824.20                | 100.34           | 331              | 2.3        | V     | 33.24       | 0.20  | 0.00         | 33.04          | 38.45    | -5.41  |
| EGPRS 850 Channel 190 |                  |                  |            |       |             |       |              |                |          |        |
| 836.60                | 99.15            | 129              | 2.1        | H     | 32.12       | 0.20  | 0.00         | 31.92          | 38.45    | -6.53  |
| 836.60                | 100.57           | 150              | 1.7        | V     | 33.47       | 0.20  | 0.00         | 33.27          | 38.45    | -5.18  |
| EGPRS 850 Channel 251 |                  |                  |            |       |             |       |              |                |          |        |
| 848.80                | 99.42            | 272              | 1.6        | H     | 32.39       | 0.20  | 0.00         | 32.19          | 38.45    | -6.26  |
| 848.80                | 100.46           | 129              | 1.8        | V     | 33.36       | 0.20  | 0.00         | 33.16          | 38.45    | -5.29  |

## Cellular Band 1900 (Part 24E)

| Frequency              | Receiver Reading | Turn table Angle | RX Antenna |       | Substituted |       |              | Absolute Level | Part 24E |        |
|------------------------|------------------|------------------|------------|-------|-------------|-------|--------------|----------------|----------|--------|
|                        |                  |                  | Height     | Polar | SG Level    | Cable | Antenna Gain |                | Limit    | Margin |
| (MHz)                  | (dBμV)           | Degree           | (m)        | (H/V) | (dBm)       | (dB)  | (dB)         | (dBm)          | (dBm)    | (dB)   |
| PCS 1900 Channel 512   |                  |                  |            |       |             |       |              |                |          |        |
| 1850.20                | 91.98            | 149              | 1.9        | H     | 18.01       | 0.31  | 10.40        | 28.10          | 33       | -4.90  |
| 1850.20                | 92.50            | 307              | 2.2        | V     | 19.22       | 0.31  | 10.40        | 29.31          | 33       | -3.69  |
| PCS 1900 Channel 661   |                  |                  |            |       |             |       |              |                |          |        |
| 1880.00                | 91.87            | 98               | 2.4        | H     | 18.02       | 0.31  | 10.40        | 28.11          | 33       | -4.89  |
| 1880.00                | 92.17            | 168              | 1.0        | V     | 19.05       | 0.31  | 10.40        | 29.14          | 33       | -3.86  |
| PCS 1900 Channel 810   |                  |                  |            |       |             |       |              |                |          |        |
| 1909.80                | 91.88            | 37               | 2.5        | H     | 18.15       | 0.32  | 10.40        | 28.23          | 33       | -4.77  |
| 1909.80                | 92.27            | 102              | 1.6        | V     | 19.31       | 0.32  | 10.40        | 29.39          | 33       | -3.61  |
| GPRS 1900 Channel 512  |                  |                  |            |       |             |       |              |                |          |        |
| 1850.20                | 91.96            | 9                | 2.1        | H     | 17.99       | 0.31  | 10.40        | 28.08          | 33       | -4.92  |
| 1850.20                | 92.41            | 215              | 2.0        | V     | 19.13       | 0.31  | 10.40        | 29.22          | 33       | -3.78  |
| GPRS 1900 Channel 661  |                  |                  |            |       |             |       |              |                |          |        |
| 1880.00                | 91.95            | 267              | 1.8        | H     | 18.10       | 0.31  | 10.40        | 28.19          | 33       | -4.81  |
| 1880.00                | 92.36            | 201              | 1.6        | V     | 19.24       | 0.31  | 10.40        | 29.33          | 33       | -3.67  |
| GPRS 1900 Channel 810  |                  |                  |            |       |             |       |              |                |          |        |
| 1909.80                | 92.03            | 311              | 2.1        | H     | 18.30       | 0.32  | 10.40        | 28.38          | 33       | -4.62  |
| 1909.80                | 92.19            | 231              | 1.5        | V     | 19.23       | 0.32  | 10.40        | 29.31          | 33       | -3.69  |
| EGPRS 1900 Channel 512 |                  |                  |            |       |             |       |              |                |          |        |
| 1850.20                | 92.14            | 324              | 1.3        | H     | 18.17       | 0.31  | 10.40        | 28.26          | 33       | -4.74  |
| 1850.20                | 93.04            | 19               | 1.4        | V     | 19.76       | 0.31  | 10.40        | 29.85          | 33       | -3.15  |
| EGPRS 1900 Channel 661 |                  |                  |            |       |             |       |              |                |          |        |
| 1880.00                | 91.94            | 156              | 1.8        | H     | 18.09       | 0.31  | 10.40        | 28.18          | 33       | -4.82  |
| 1880.00                | 93.02            | 192              | 1.3        | V     | 19.90       | 0.31  | 10.40        | 29.99          | 33       | -3.01  |
| EGPRS 1900 Channel 810 |                  |                  |            |       |             |       |              |                |          |        |
| 1909.80                | 92.05            | 100              | 2.5        | H     | 18.32       | 0.32  | 10.40        | 28.40          | 33       | -4.60  |
| 1909.80                | 93.75            | 197              | 2.5        | V     | 20.79       | 0.32  | 10.40        | 30.87          | 33       | -2.13  |



## WCDMA Band V (Part 22H)

| Frequency<br>(MHz)              | Receiver<br>Reading<br>(dBμV) | Turn<br>table<br>Angle<br>Degree | RX Antenna    |                | Substituted          |               |                         | Absolute<br>Level<br>(dBm) | Part 22H       |                |
|---------------------------------|-------------------------------|----------------------------------|---------------|----------------|----------------------|---------------|-------------------------|----------------------------|----------------|----------------|
|                                 |                               |                                  | Height<br>(m) | Polar<br>(H/V) | SG<br>Level<br>(dBm) | Cable<br>(dB) | Antenna<br>Gain<br>(dB) |                            | Limit<br>(dBm) | Margin<br>(dB) |
| WCDMA Band V Voice Channel 4132 |                               |                                  |               |                |                      |               |                         |                            |                |                |
| 826.40                          | 89.63                         | 336                              | 2.1           | H              | 22.60                | 0.20          | 0.00                    | 22.40                      | 38.45          | -16.05         |
| 826.40                          | 90.25                         | 283                              | 1.0           | V              | 23.15                | 0.20          | 0.00                    | 22.95                      | 38.45          | -15.50         |
| WCDMA Band V Voice Channel 4183 |                               |                                  |               |                |                      |               |                         |                            |                |                |
| 836.60                          | 89.21                         | 80                               | 1.5           | H              | 22.18                | 0.20          | 0.00                    | 21.98                      | 38.45          | -16.47         |
| 836.60                          | 90.01                         | 260                              | 1.2           | V              | 22.91                | 0.20          | 0.00                    | 22.71                      | 38.45          | -15.74         |
| WCDMA Band V Voice Channel 4233 |                               |                                  |               |                |                      |               |                         |                            |                |                |
| 846.60                          | 90.12                         | 184                              | 2.3           | H              | 23.09                | 0.20          | 0.00                    | 22.89                      | 38.45          | -15.56         |
| 846.60                          | 90.34                         | 145                              | 1.7           | V              | 23.24                | 0.20          | 0.00                    | 23.04                      | 38.45          | -15.41         |
| WCDMA Band V HSDPA Channel 4132 |                               |                                  |               |                |                      |               |                         |                            |                |                |
| 826.40                          | 89.24                         | 351                              | 2.3           | H              | 22.21                | 0.20          | 0.00                    | 22.01                      | 38.45          | -16.44         |
| 826.40                          | 90.04                         | 252                              | 1.1           | V              | 22.94                | 0.20          | 0.00                    | 22.74                      | 38.45          | -15.71         |
| WCDMA Band V HSDPA Channel 4183 |                               |                                  |               |                |                      |               |                         |                            |                |                |
| 836.60                          | 89.46                         | 309                              | 1.5           | H              | 22.43                | 0.20          | 0.00                    | 22.23                      | 38.45          | -16.22         |
| 836.60                          | 89.67                         | 124                              | 1.4           | V              | 22.57                | 0.20          | 0.00                    | 22.37                      | 38.45          | -16.08         |
| WCDMA Band V HSDPA Channel 4233 |                               |                                  |               |                |                      |               |                         |                            |                |                |
| 846.60                          | 89.52                         | 100                              | 1.1           | H              | 22.49                | 0.20          | 0.00                    | 22.29                      | 38.45          | -16.16         |
| 846.60                          | 90.47                         | 353                              | 1.7           | V              | 23.37                | 0.20          | 0.00                    | 23.17                      | 38.45          | -15.28         |
| WCDMA Band V HSUPA Channel 4132 |                               |                                  |               |                |                      |               |                         |                            |                |                |
| 826.40                          | 89.41                         | 295                              | 2.5           | H              | 22.38                | 0.20          | 0.00                    | 22.18                      | 38.45          | -16.27         |
| 826.40                          | 90.57                         | 349                              | 2.0           | V              | 23.47                | 0.20          | 0.00                    | 23.27                      | 38.45          | -15.18         |
| WCDMA Band V HSUPA Channel 4183 |                               |                                  |               |                |                      |               |                         |                            |                |                |
| 836.60                          | 89.57                         | 309                              | 1.4           | H              | 22.54                | 0.20          | 0.00                    | 22.34                      | 38.45          | -16.11         |
| 836.60                          | 90.18                         | 321                              | 1.7           | V              | 23.08                | 0.20          | 0.00                    | 22.88                      | 38.45          | -15.57         |
| WCDMA Band V HSUPA Channel 4233 |                               |                                  |               |                |                      |               |                         |                            |                |                |
| 846.60                          | 89.67                         | 40                               | 1.0           | H              | 22.64                | 0.20          | 0.00                    | 22.44                      | 38.45          | -16.01         |
| 846.60                          | 90.06                         | 333                              | 1.3           | V              | 22.96                | 0.20          | 0.00                    | 22.76                      | 38.45          | -15.69         |

## WCDMA Band II (Part 24E)

| Frequency<br>(MHz)               | Receiver<br>Reading<br>(dBμV) | Turn<br>table<br>Angle<br>Degree | RX Antenna    |                | Substituted          |               |                         | Absolute<br>Level<br>(dBm) | Part 24E       |                |
|----------------------------------|-------------------------------|----------------------------------|---------------|----------------|----------------------|---------------|-------------------------|----------------------------|----------------|----------------|
|                                  |                               |                                  | Height<br>(m) | Polar<br>(H/V) | SG<br>Level<br>(dBm) | Cable<br>(dB) | Antenna<br>Gain<br>(dB) |                            | Limit<br>(dBm) | Margin<br>(dB) |
| WCDMA Band II Voice Channel 9262 |                               |                                  |               |                |                      |               |                         |                            |                |                |
| 1852.40                          | 87.90                         | 169                              | 1.3           | H              | 13.93                | 0.31          | 10.40                   | 24.02                      | 33             | -8.98          |
| 1852.40                          | 88.03                         | 143                              | 1.6           | V              | 14.75                | 0.31          | 10.40                   | 24.84                      | 33             | -8.16          |
| WCDMA Band II Voice Channel 9400 |                               |                                  |               |                |                      |               |                         |                            |                |                |
| 1880.00                          | 87.45                         | 1                                | 1.6           | H              | 13.60                | 0.31          | 10.40                   | 23.69                      | 33             | -9.31          |
| 1880.00                          | 88.04                         | 70                               | 1.6           | V              | 14.92                | 0.31          | 10.40                   | 25.01                      | 33             | -7.99          |
| WCDMA Band II Voice Channel 9538 |                               |                                  |               |                |                      |               |                         |                            |                |                |
| 1907.60                          | 87.97                         | 287                              | 1.3           | H              | 14.24                | 0.32          | 10.40                   | 24.32                      | 33             | -8.68          |
| 1907.60                          | 88.01                         | 6                                | 2.2           | V              | 15.05                | 0.32          | 10.40                   | 25.13                      | 33             | -7.87          |
| WCDMA Band II HSDPA Channel 9262 |                               |                                  |               |                |                      |               |                         |                            |                |                |
| 1852.40                          | 88.03                         | 315                              | 2.0           | H              | 14.06                | 0.31          | 10.40                   | 24.15                      | 33             | -8.85          |
| 1852.40                          | 87.94                         | 166                              | 1.2           | V              | 14.66                | 0.31          | 10.40                   | 24.75                      | 33             | -8.25          |
| WCDMA Band II HSDPA Channel 9400 |                               |                                  |               |                |                      |               |                         |                            |                |                |
| 1880.00                          | 88.06                         | 203                              | 2.0           | H              | 14.21                | 0.31          | 10.40                   | 24.30                      | 33             | -8.70          |
| 1880.00                          | 87.92                         | 5                                | 1.6           | V              | 14.80                | 0.31          | 10.40                   | 24.89                      | 33             | -8.11          |
| WCDMA Band II HSDPA Channel 9538 |                               |                                  |               |                |                      |               |                         |                            |                |                |
| 1907.60                          | 88.04                         | 156                              | 1.1           | H              | 14.31                | 0.32          | 10.40                   | 24.39                      | 33             | -8.61          |
| 1907.60                          | 87.84                         | 24                               | 1.8           | V              | 14.88                | 0.32          | 10.40                   | 24.96                      | 33             | -8.04          |
| WCDMA Band II HSUPA Channel 9262 |                               |                                  |               |                |                      |               |                         |                            |                |                |
| 1852.40                          | 88.07                         | 289                              | 2.2           | H              | 14.10                | 0.31          | 10.40                   | 24.19                      | 33             | -8.81          |
| 1852.40                          | 87.81                         | 173                              | 1.2           | V              | 14.53                | 0.31          | 10.40                   | 24.62                      | 33             | -8.38          |
| WCDMA Band II HSUPA Channel 9400 |                               |                                  |               |                |                      |               |                         |                            |                |                |
| 1880.00                          | 88.09                         | 16                               | 2.2           | H              | 14.24                | 0.31          | 10.40                   | 24.33                      | 33             | -8.67          |
| 1880.00                          | 87.75                         | 107                              | 2.5           | V              | 14.63                | 0.31          | 10.40                   | 24.72                      | 33             | -8.28          |
| WCDMA Band II HSUPA Channel 9538 |                               |                                  |               |                |                      |               |                         |                            |                |                |
| 1907.60                          | 88.13                         | 348                              | 1.1           | H              | 14.40                | 0.32          | 10.40                   | 24.48                      | 33             | -8.52          |
| 1907.60                          | 87.09                         | 284                              | 1.2           | V              | 14.13                | 0.32          | 10.40                   | 24.21                      | 33             | -8.79          |

## WCDMA Band IV (Part 27)

| Frequency                        | Receiver Reading | Turn table Angle | RX Antenna |       | Substituted |       |              | Absolute Level | Part 27 |        |
|----------------------------------|------------------|------------------|------------|-------|-------------|-------|--------------|----------------|---------|--------|
|                                  |                  |                  | Height     | Polar | SG Level    | Cable | Antenna Gain |                | Limit   | Margin |
| (MHz)                            | (dBμV)           | Degree           | (m)        | (H/V) | (dBm)       | (dB)  | (dB)         | (dBm)          | (dBm)   | (dB)   |
| WCDMA Band IV Voice Channel 1313 |                  |                  |            |       |             |       |              |                |         |        |
| 1712.40                          | 85.64            | 63               | 2.0        | H     | 11.67       | 0.30  | 9.40         | 20.77          | 30      | -9.23  |
| 1712.40                          | 86.96            | 21               | 2.2        | V     | 12.68       | 0.30  | 9.40         | 21.78          | 30      | -8.22  |
| WCDMA Band IV Voice Channel 1413 |                  |                  |            |       |             |       |              |                |         |        |
| 1732.60                          | 86.47            | 97               | 1.8        | H     | 12.62       | 0.30  | 9.40         | 21.72          | 30      | -8.28  |
| 1732.60                          | 86.97            | 102              | 2.2        | V     | 12.85       | 0.30  | 9.40         | 21.95          | 30      | -8.05  |
| WCDMA Band IV Voice Channel 1512 |                  |                  |            |       |             |       |              |                |         |        |
| 1752.60                          | 85.69            | 154              | 2.3        | H     | 11.96       | 0.30  | 9.40         | 21.06          | 30      | -8.94  |
| 1752.60                          | 87.50            | 268              | 2.4        | V     | 12.54       | 0.30  | 9.40         | 21.64          | 30      | -8.36  |
| WCDMA Band IV HSDPA Channel 1313 |                  |                  |            |       |             |       |              |                |         |        |
| 1712.40                          | 85.95            | 168              | 1.1        | H     | 11.98       | 0.30  | 9.40         | 21.08          | 30      | -8.92  |
| 1712.40                          | 87.05            | 308              | 1.7        | V     | 12.77       | 0.30  | 9.40         | 21.87          | 30      | -8.13  |
| WCDMA Band IV HSDPA Channel 1413 |                  |                  |            |       |             |       |              |                |         |        |
| 1732.60                          | 85.60            | 319              | 1.8        | H     | 11.75       | 0.30  | 9.40         | 20.85          | 30      | -9.15  |
| 1732.60                          | 86.94            | 312              | 1.2        | V     | 12.82       | 0.30  | 9.40         | 21.92          | 30      | -8.08  |
| WCDMA Band IV HSDPA Channel 1512 |                  |                  |            |       |             |       |              |                |         |        |
| 1752.60                          | 85.47            | 232              | 1.6        | H     | 11.74       | 0.30  | 9.40         | 20.84          | 30      | -9.16  |
| 1752.60                          | 87.01            | 172              | 2.2        | V     | 12.05       | 0.30  | 9.40         | 21.15          | 30      | -8.85  |
| WCDMA Band IV HSUPA Channel 1313 |                  |                  |            |       |             |       |              |                |         |        |
| 1712.40                          | 85.67            | 30               | 2.1        | H     | 11.70       | 0.30  | 9.40         | 20.80          | 30      | -9.20  |
| 1712.40                          | 87.06            | 140              | 1.1        | V     | 12.78       | 0.30  | 9.40         | 21.88          | 30      | -8.12  |
| WCDMA Band IV HSUPA Channel 1413 |                  |                  |            |       |             |       |              |                |         |        |
| 1732.60                          | 85.79            | 70               | 1.3        | H     | 11.94       | 0.30  | 9.40         | 21.04          | 30      | -8.96  |
| 1732.60                          | 87.00            | 2                | 2.3        | V     | 12.88       | 0.30  | 9.40         | 21.98          | 30      | -8.02  |
| WCDMA Band IV HSUPA Channel 1512 |                  |                  |            |       |             |       |              |                |         |        |
| 1752.60                          | 85.89            | 29               | 1.4        | H     | 12.16       | 0.30  | 9.40         | 21.26          | 30      | -8.74  |
| 1752.60                          | 86.95            | 62               | 1.8        | V     | 11.99       | 0.30  | 9.40         | 21.09          | 30      | -8.91  |

## 9 Peak-to-Average Ratio

|                   |                      |
|-------------------|----------------------|
| Test Requirement: | 24.232 (d), 27.50(d) |
| Test Method:      | N/A                  |
| Test Mode:        | TX transmitting      |

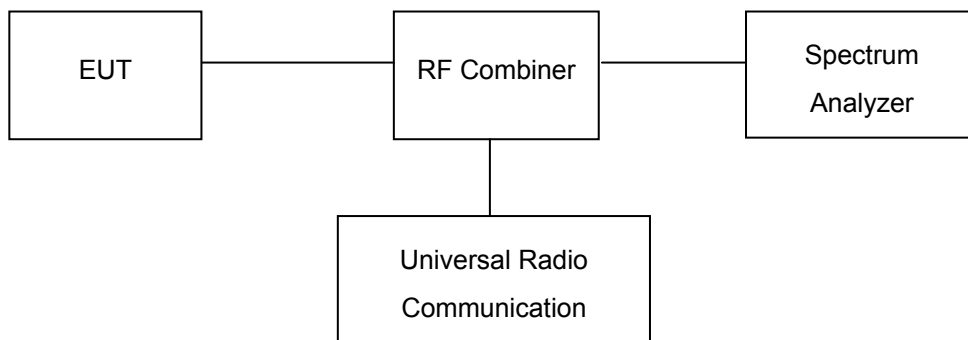
### 9.1 EUT Operation

Operating Environment :

|                       |          |
|-----------------------|----------|
| Temperature:          | 22.5 °C  |
| Humidity:             | 52.3% RH |
| Atmospheric Pressure: | 101.2kPa |

### 9.2 Test Procedure

1. The EUT was connected to spectrum analyzer and system simulator via a power divider.
2. Set EUT to transmit at maximum output power.
3. When the duty cycle is less than 98%, then signal gating will be implemented on the spectrum analyzer by triggering from the system simulator.
4. Set the CCDF (Complementary Cumulative Distribution Function) option of the spectrum analyzer. Record the maximum PAPR level associated with a probability of 0.1%.



### 9.3 Test Result

Remark: All test data were reported and only the worst case (middle channel mode) test graphs were showed in test report.

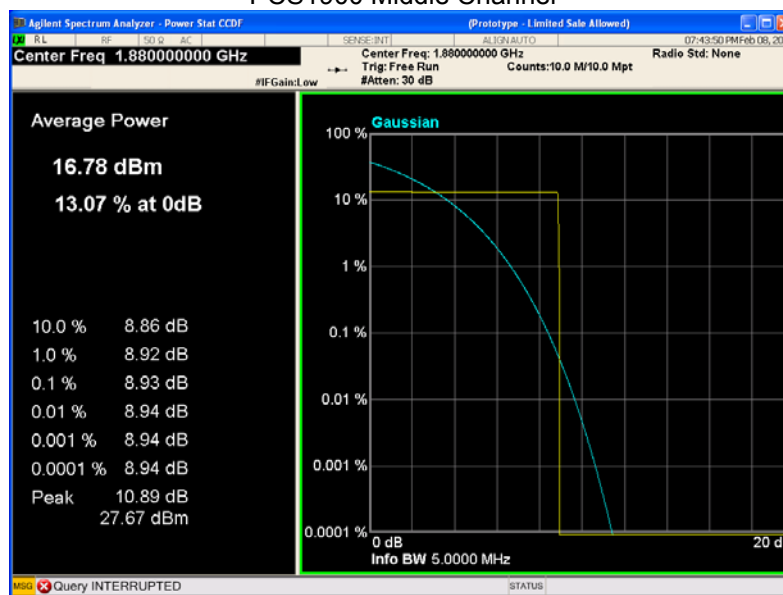
Cellular Band (Part 24E)

| Mode                       | PCS 1900 |        |        | GPRS 1900 |        |        | EDGE 1900 |        |        | Limit (dB) |
|----------------------------|----------|--------|--------|-----------|--------|--------|-----------|--------|--------|------------|
| Channel                    | 512      | 661    | 810    | 512       | 661    | 810    | 512       | 661    | 810    |            |
| Frequency (MHz)            | 1850.2   | 1880.0 | 1909.8 | 1850.2    | 1880.0 | 1909.8 | 1850.2    | 1880.0 | 1909.8 |            |
| Peak-to-Average Ratio (dB) | 8.85     | 8.93   | 8.90   | 9.57      | 9.65   | 9.60   | 12.43     | 12.52  | 12.47  | 13         |

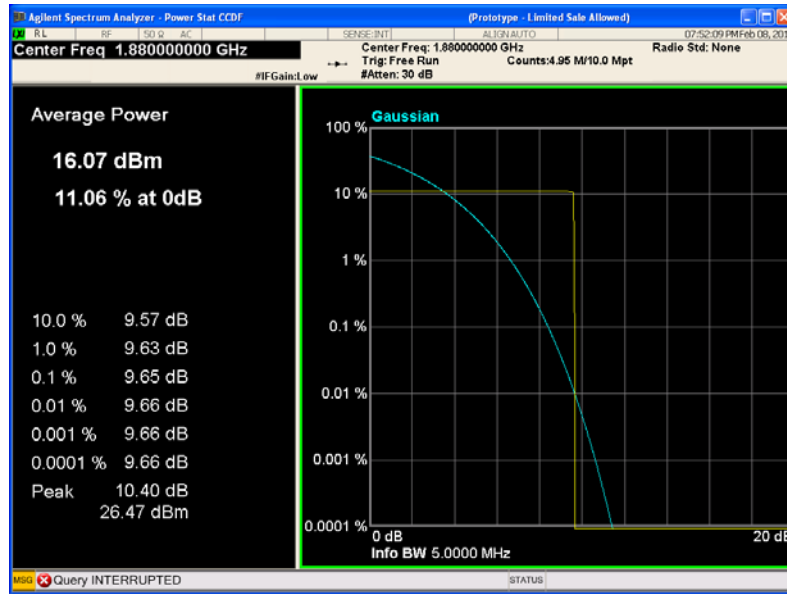
| Mode                       | WCDMA Band II |        |        | WCDMA Band IV |        |        | Limit (dB) |
|----------------------------|---------------|--------|--------|---------------|--------|--------|------------|
| Channel                    | 9262          | 9400   | 9538   | 1313          | 1413   | 1512   |            |
| Frequency (MHz)            | 1852.4        | 1880.0 | 1907.6 | 1712.4        | 1732.6 | 1752.6 |            |
| Peak-to-Average Ratio (dB) | 3.62          | 3.70   | 3.63   | 3.76          | 3.83   | 3.59   | 13         |

Test Plots (Part 24E)

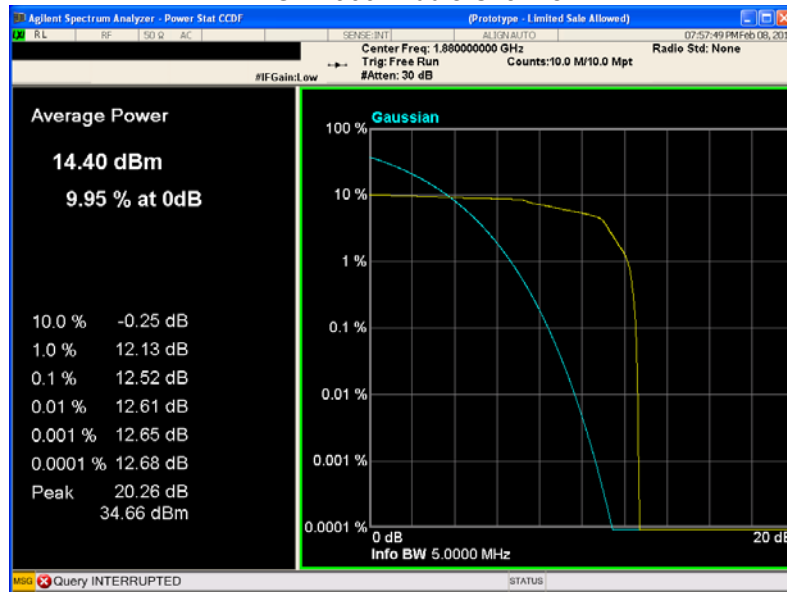
PCS1900 Middle Channel



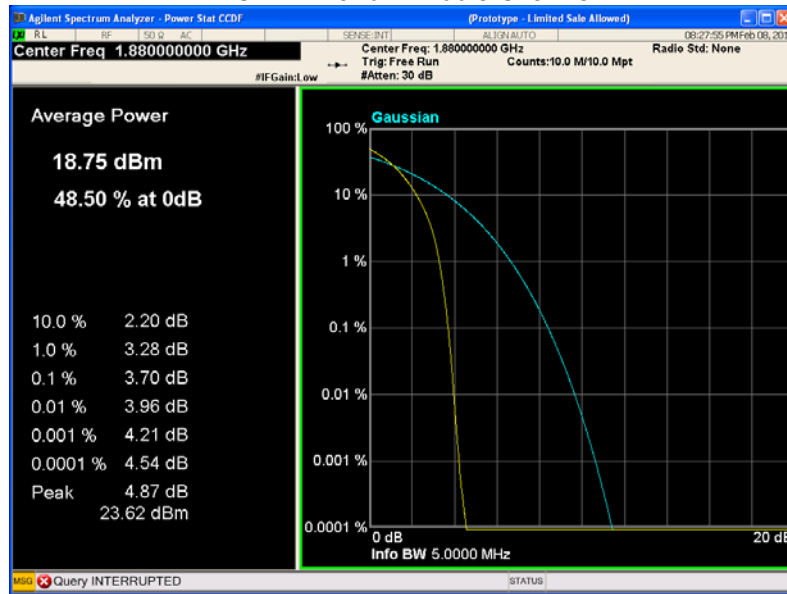
GPRS 1900 Middle Channel



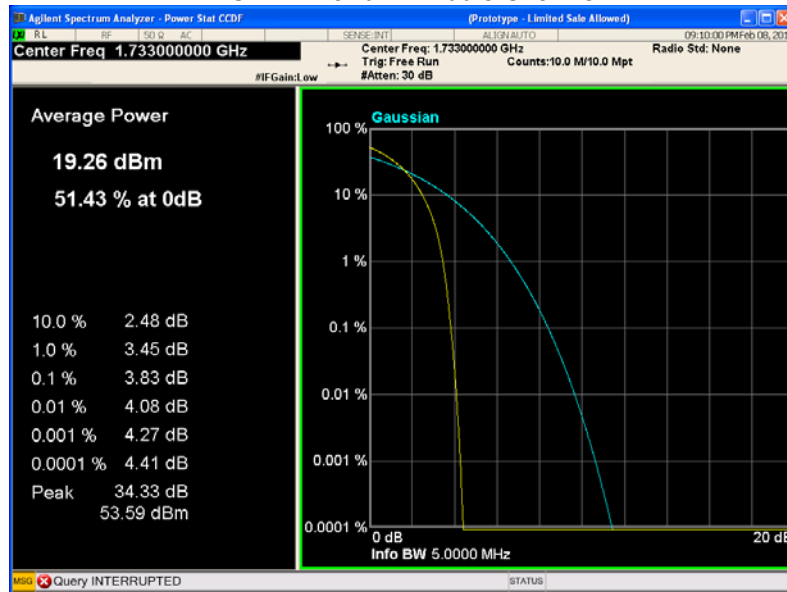
EDGE 1900 Middle Channel



### WCDMA Band II Middle Channel



### WCDMA Band IV Middle Channel



## 10 BANDWIDTH

|                   |   |
|-------------------|---|
| Test Requirement: | FCC Part 2.1049, 22.917, 22.905, 24.238, 27.53(a) |
| Test Method:      | TIA/EIA-603-D:2010<br>KDB971168 D01 v03           |
| Test Mode:        | TX transmitting                                   |

### 10.1 EUT Operation

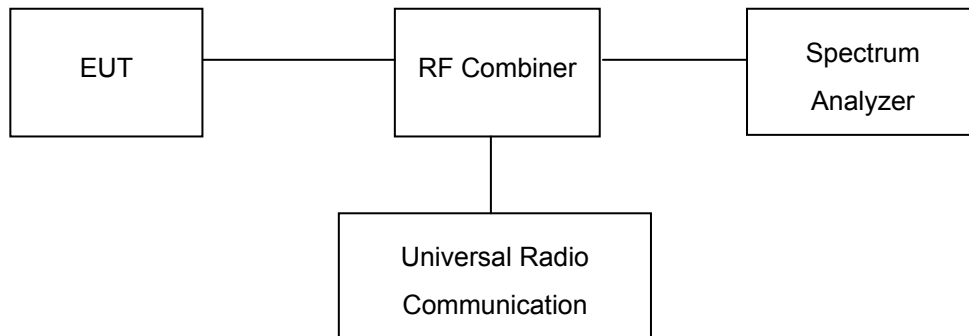
Operating Environment :

|                       |          |
|-----------------------|----------|
| Temperature:          | 22.5 °C  |
| Humidity:             | 52.3% RH |
| Atmospheric Pressure: | 101.2kPa |

### 10.2 Test Procedure

The RF output of the transmitter was connected to the wireless test set and the spectrum analyzer through sufficient attenuation.

The resolution bandwidth of the spectrum analyzer was set in the range of 1 to 5 % of the anticipated OBW (Cellular /PCS) and the 26 dB & 99%bandwidth was recorded.





### 10.3 Test Result

Remark: All test data were reported and only the worst case (middle channel mode) test graphs were showed in test report.

Cellular Band (Part 22H)

| Test Mode | Channel | Frequency (MHz) | 99% Occupied Bandwidth(kHz) | 26 dB Emission Bandwidth(kHz) |
|-----------|---------|-----------------|-----------------------------|-------------------------------|
| GSM 850   | 128     | 824.2           | 250.64                      | 321.78                        |
|           | 190     | 836.6           | 250.64                      | 321.80                        |
|           | 251     | 848.8           | 250.63                      | 321.79                        |
| GPRS 850  | 128     | 824.2           | 245.39                      | 313.59                        |
|           | 190     | 836.6           | 245.40                      | 313.60                        |
|           | 251     | 848.8           | 245.39                      | 313.59                        |
| EGPRS 850 | 128     | 824.2           | 249.48                      | 325.00                        |
|           | 190     | 836.6           | 249.48                      | 325.00                        |
|           | 251     | 848.8           | 249.48                      | 324.99                        |

| Test Mode       | Channel      | Frequency (MHz) | 99% Occupied Bandwidth(MHz) | 26 dB Emission Bandwidth(MHz) |      |
|-----------------|--------------|-----------------|-----------------------------|-------------------------------|------|
| WCDMA<br>Band V | RMC12.2k     | 4132            | 826.4                       | 4.22                          | 4.91 |
|                 |              | 4183            | 836.6                       | 4.22                          | 4.92 |
|                 |              | 4233            | 846.6                       | 4.21                          | 4.92 |
|                 | HSDPA(16QAM) | 4132            | 826.4                       | 4.21                          | 4.86 |
|                 |              | 4183            | 836.6                       | 4.21                          | 4.87 |
|                 |              | 4233            | 846.6                       | 4.20                          | 4.86 |
|                 | HSUPA(BPSK)  | 4132            | 826.4                       | 4.20                          | 4.87 |
|                 |              | 4183            | 836.6                       | 4.21                          | 4.88 |
|                 |              | 4233            | 846.6                       | 4.20                          | 4.87 |

Cellular Band (Part 24E)

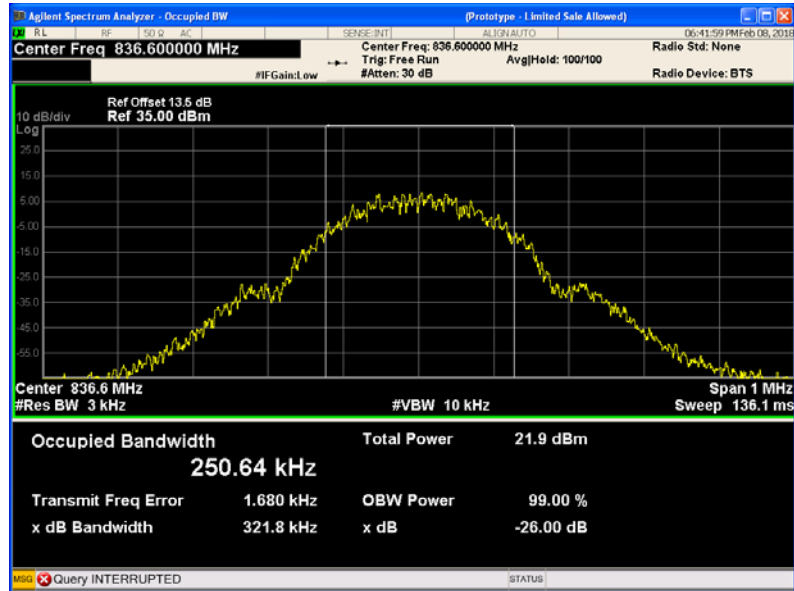
| Test Mode  | Channel | Frequency (MHz) | 99% Occupied Bandwidth(kHz) | 26 dB Emission Bandwidth(kHz) |
|------------|---------|-----------------|-----------------------------|-------------------------------|
| PCS 1900   | 512     | 1850.2          | 247.33                      | 314.99                        |
|            | 661     | 1880.0          | 247.34                      | 315.00                        |
|            | 810     | 1909.8          | 247.33                      | 315.00                        |
| GPRS 1900  | 512     | 1850.2          | 245.22                      | 311.30                        |
|            | 661     | 1880.0          | 245.23                      | 311.30                        |
|            | 810     | 1909.8          | 245.22                      | 311.29                        |
| EGPRS 1900 | 512     | 1850.2          | 248.30                      | 308.09                        |
|            | 661     | 1880.0          | 248.30                      | 308.10                        |
|            | 810     | 1909.8          | 248.28                      | 308.10                        |

| Test Mode        | Channel      | Frequency (MHz) | 99% Occupied Bandwidth(MHz) | 26 dB Emission Bandwidth(MHz) |      |
|------------------|--------------|-----------------|-----------------------------|-------------------------------|------|
| WCDMA<br>Band II | RMC12.2k     | 9262            | 1852.4                      | 4.21                          | 4.87 |
|                  |              | 9400            | 1880.0                      | 4.21                          | 4.88 |
|                  |              | 9538            | 1907.6                      | 4.20                          | 4.88 |
|                  | HSDPA(16QAM) | 9262            | 1852.4                      | 4.20                          | 4.86 |
|                  |              | 9400            | 1880.0                      | 4.22                          | 4.88 |
|                  |              | 9538            | 1907.6                      | 4.22                          | 4.86 |
|                  | HSUPA(BPSK)  | 9262            | 1852.4                      | 4.20                          | 4.86 |
|                  |              | 9400            | 1880.0                      | 4.22                          | 4.87 |
|                  |              | 9538            | 1907.6                      | 4.22                          | 4.87 |

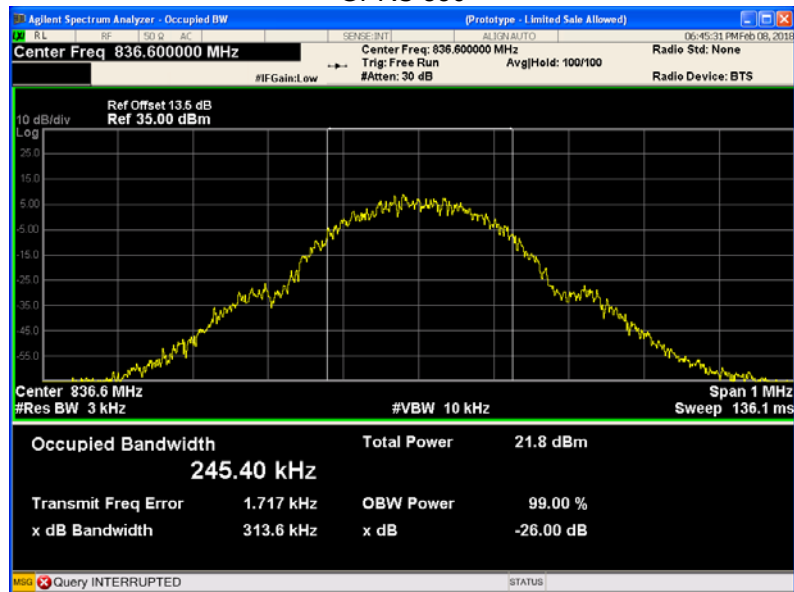
Cellular Band (Part 27)

| Test Mode        |          | Channel | Frequency (MHz) | 99% Occupied Bandwidth(MHz) | 26 dB Emission Bandwidth(MHz) |
|------------------|----------|---------|-----------------|-----------------------------|-------------------------------|
| WCDMA<br>Band IV | RMC12.2k | 1313    | 1712.6          | 4.21                        | 4.90                          |
|                  |          | 1413    | 1732.6          | 4.23                        | 4.91                          |
|                  |          | 1512    | 1752.4          | 4.22                        | 4.79                          |
|                  | HSDPA    | 1313    | 1712.6          | 4.15                        | 4.84                          |
|                  |          | 1413    | 1732.6          | 4.21                        | 4.88                          |
|                  |          | 1512    | 1752.4          | 4.20                        | 4.74                          |
|                  | HSUPA    | 1313    | 1712.6          | 4.13                        | 4.76                          |
|                  |          | 1413    | 1732.6          | 4.22                        | 4.88                          |
|                  |          | 1512    | 1752.4          | 4.15                        | 4.80                          |

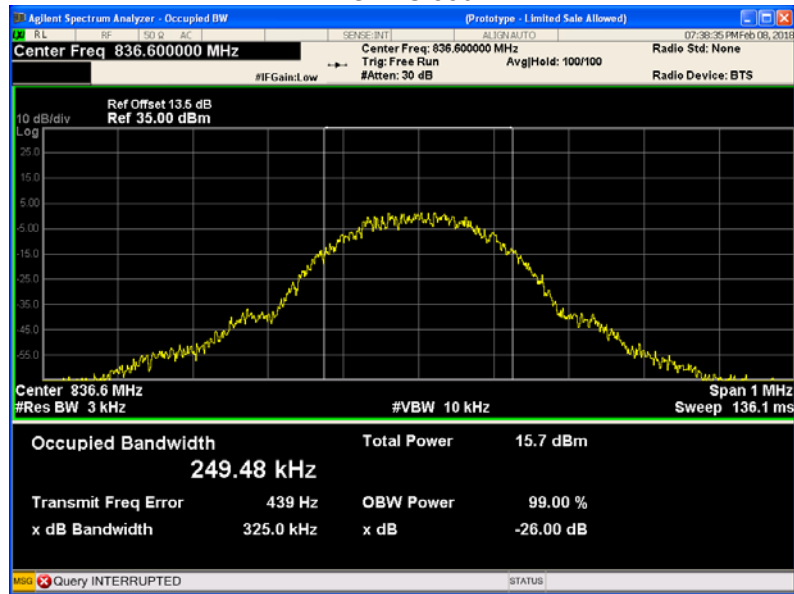
Test Plots (worst case)  
 Cellular Band (Part 22H)  
 GSM 850



GPRS 850

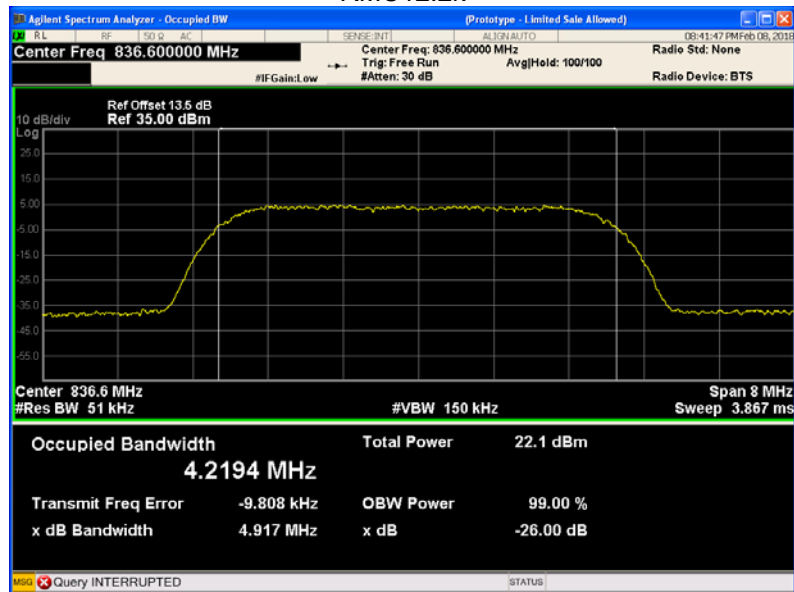


EGPRS 850

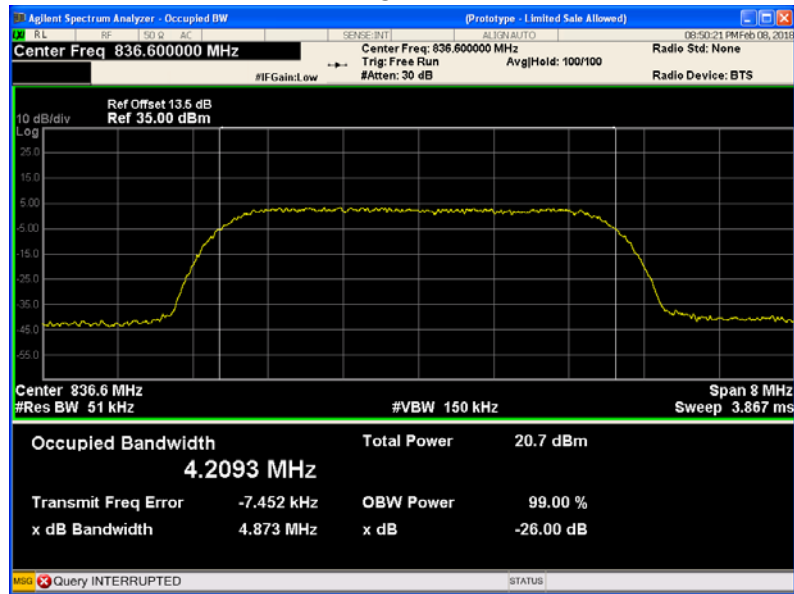


WCDMA band V

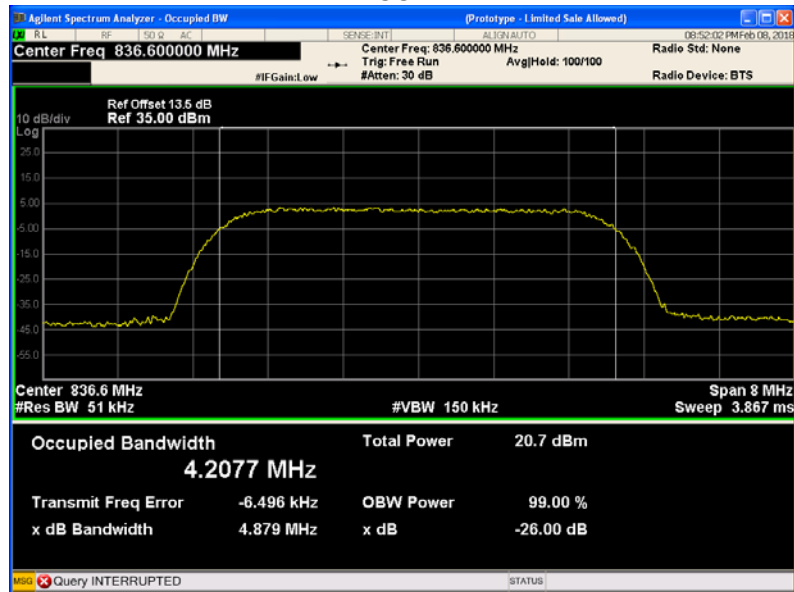
RMC12.2k



### HSDPA

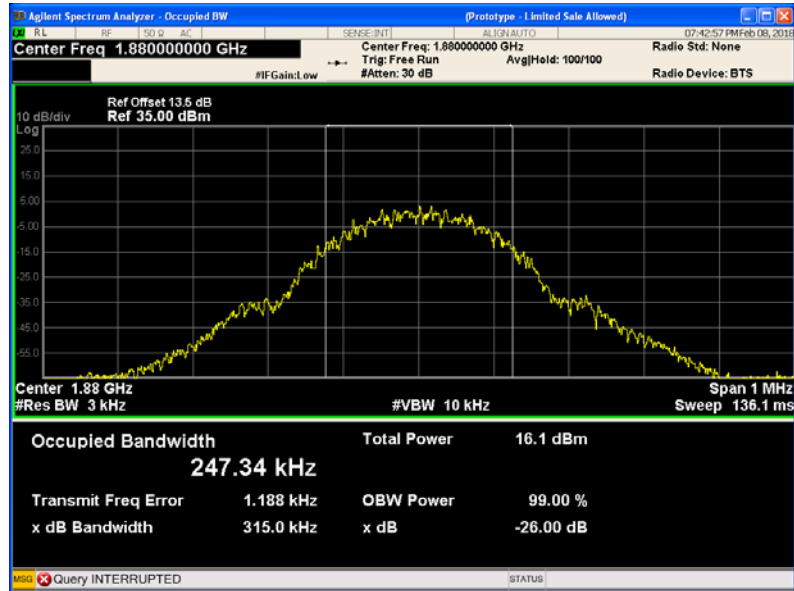


### HSUPA

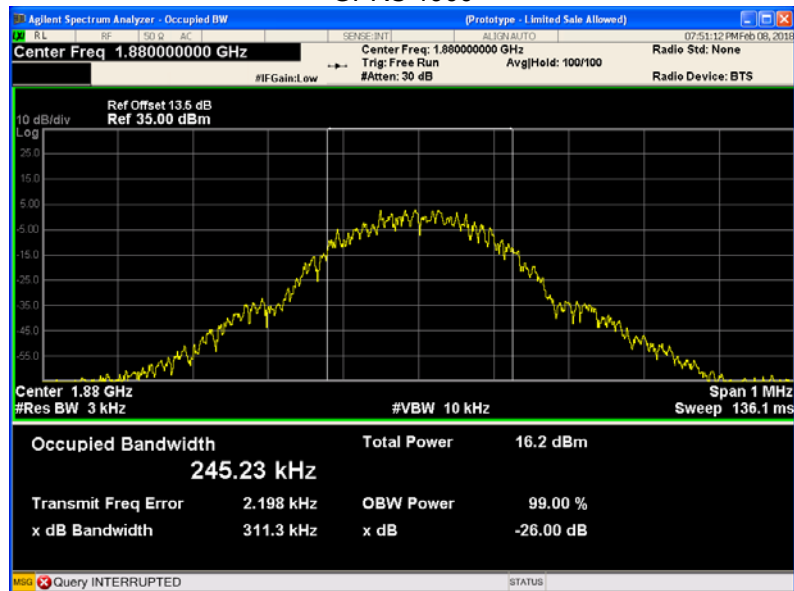


Cellular Band (Part 24E)

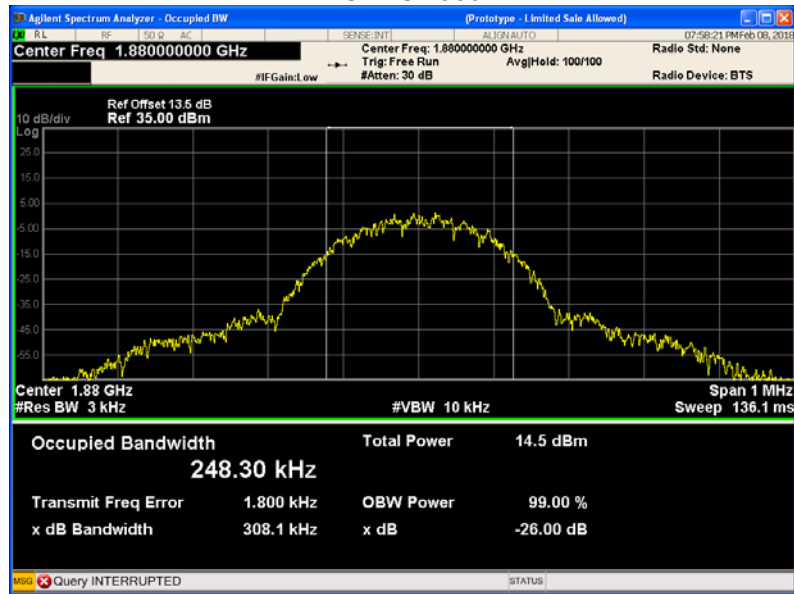
PCS 1900



GPRS 1900

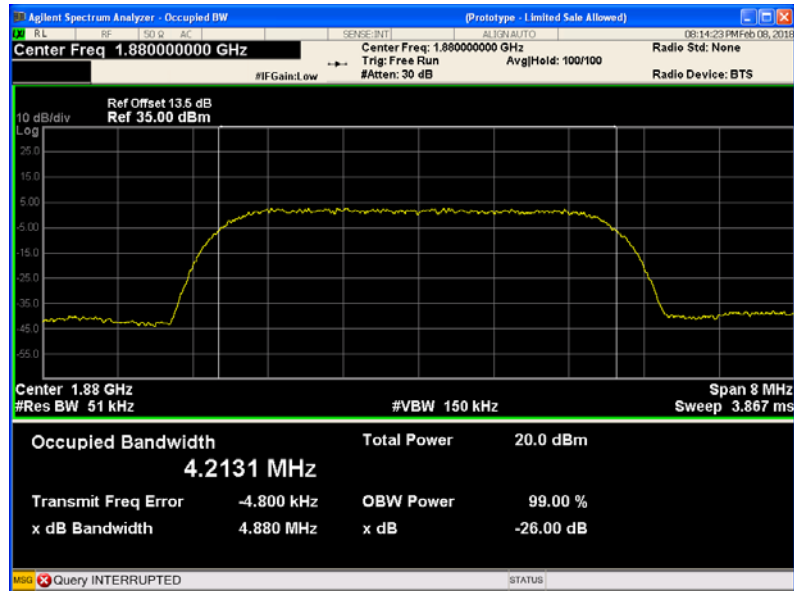


EGPRS 1900



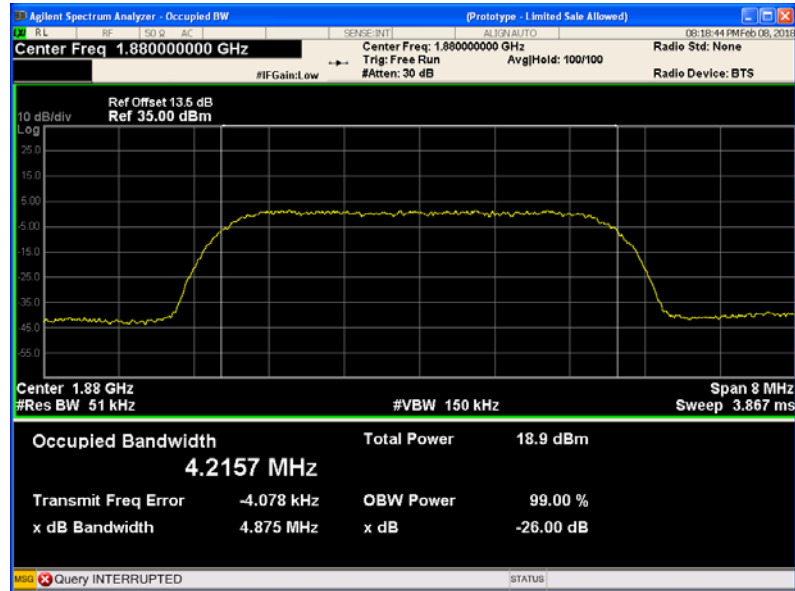
WCDMA band II

RMC12.2k

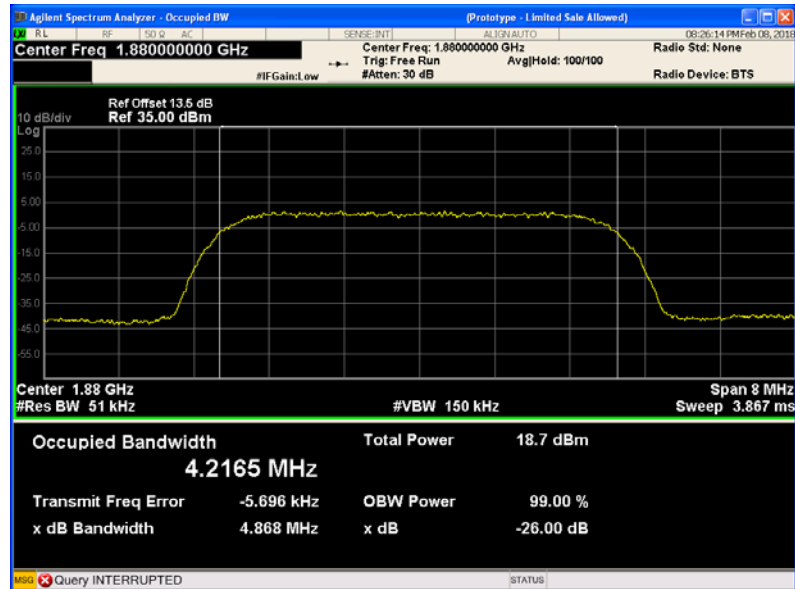




## HSDPA



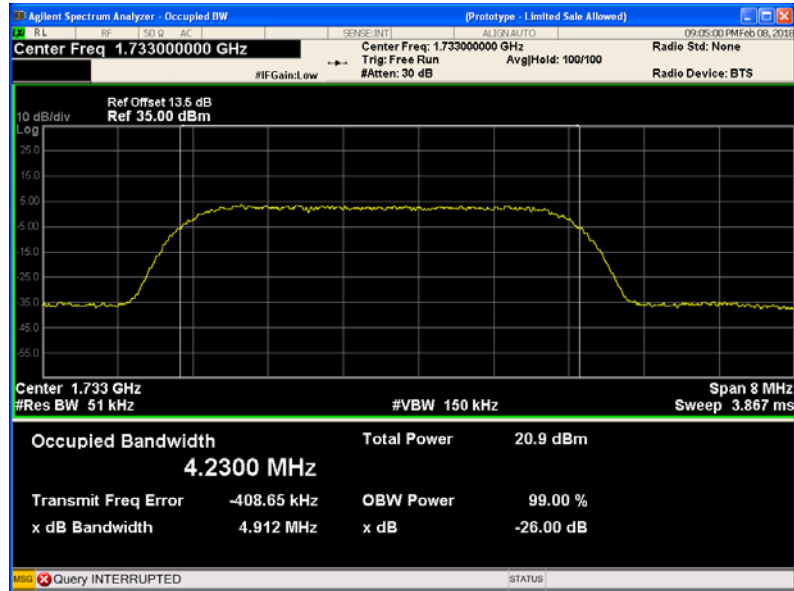
## HSUPA



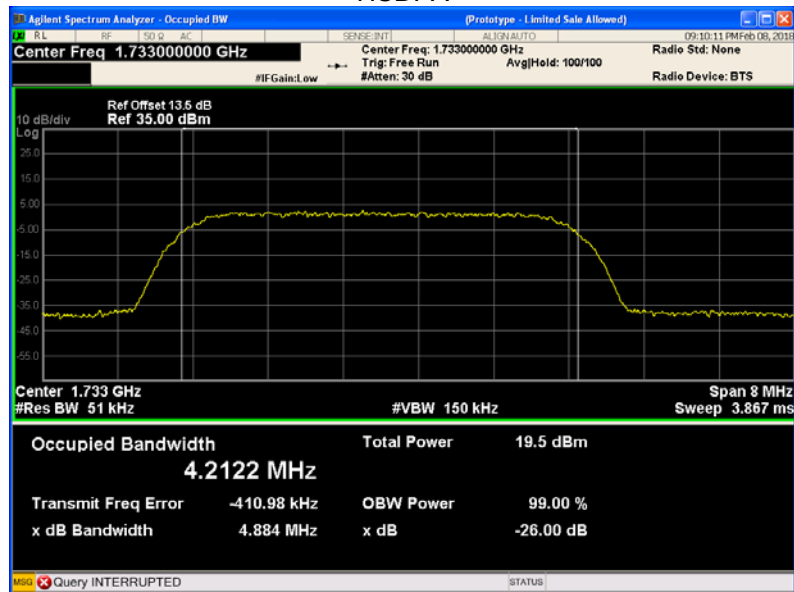
(Part 27)

WCDMA band IV

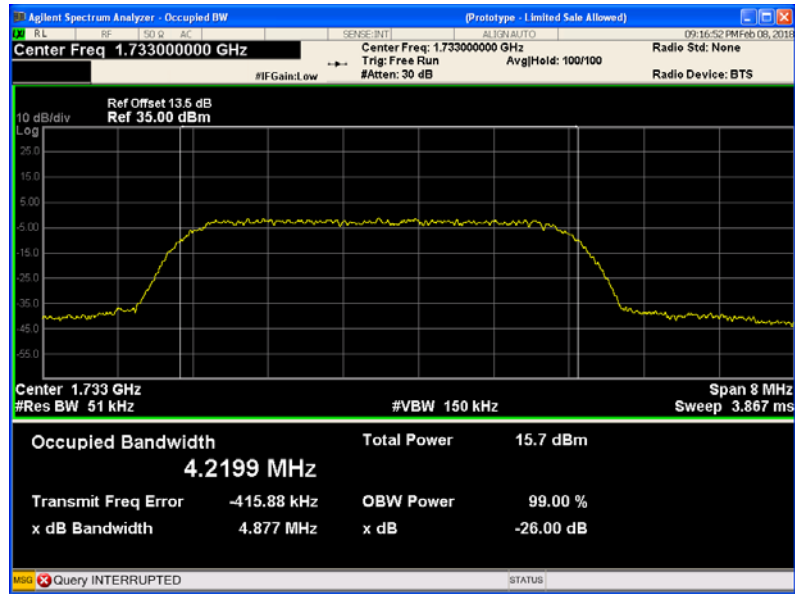
RMC12.2k



HSDPA



HSUPA



## 11 SPURIOUS EMISSIONS AT ANTENNA TERMINALS

|                   |   |
|-------------------|---|
| Test Requirement: | FCC Part 2.1051, 22.917(a), 24.238(a), 27.53(h) |
| Test Method:      | TIA/EIA-603-D:2010<br>KDB971168 D01 v03         |
| Test Mode:        | TX transmitting                                 |

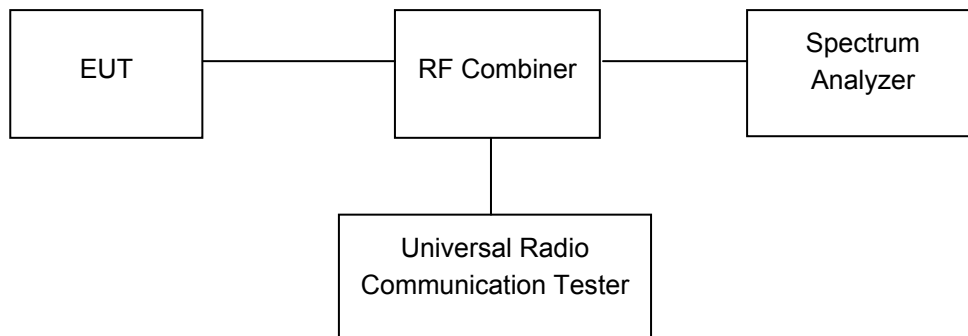
### 11.1 EUT Operation

Operating Environment :

|                       |           |
|-----------------------|-----------|
| Temperature:          | 23.5 °C   |
| Humidity:             | 52.1 % RH |
| Atmospheric Pressure: | 101.3kPa  |

### 11.2 Test Procedure

The RF output of the transceiver was connected to a spectrum analyzer and simulator through appropriate attenuation. The resolution bandwidth of the spectrum analyzer was set at 1MHz. Sufficient scans were taken to show any out of band emissions up to 10th harmonics.



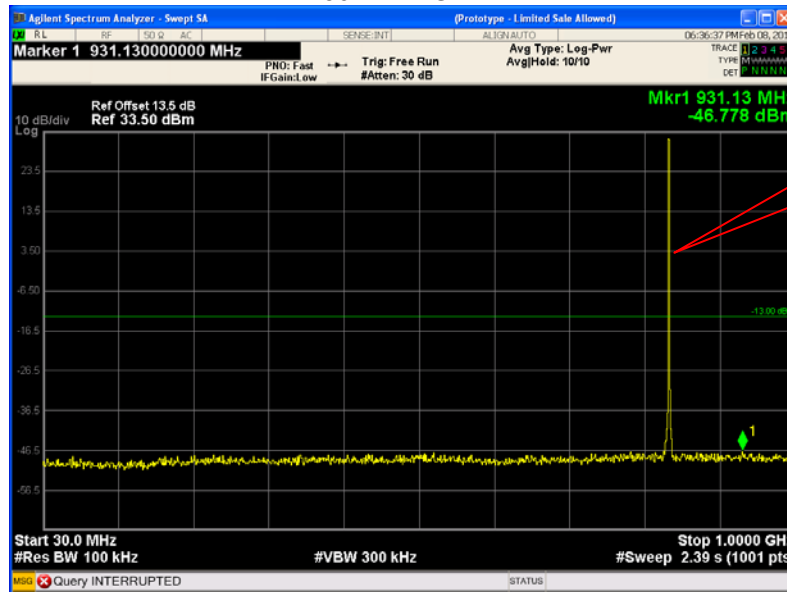
### 11.3 Test Result

Remark: All test data were reported and only the worst case (middle channel mode) test graphs were showed in test report.

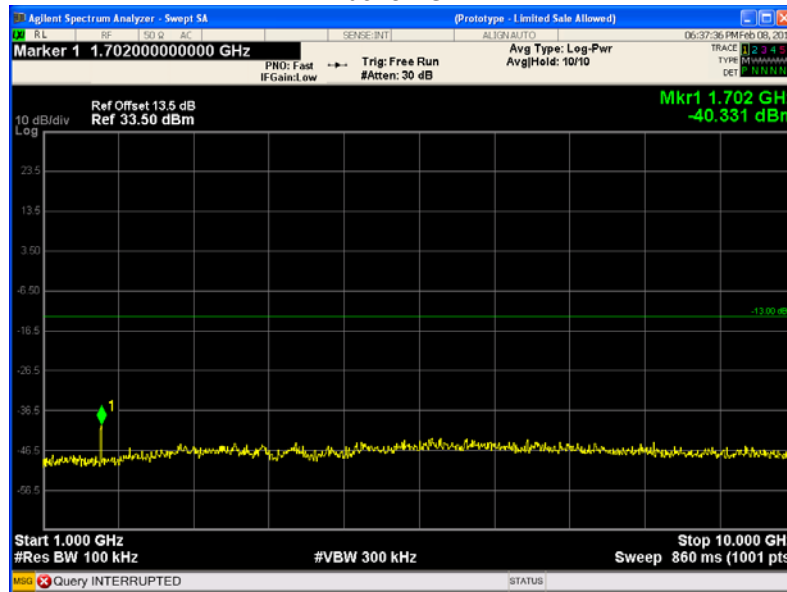
Cellular Band (Part 22H)

GSM 850 - channel 190

30MHz-1GHz



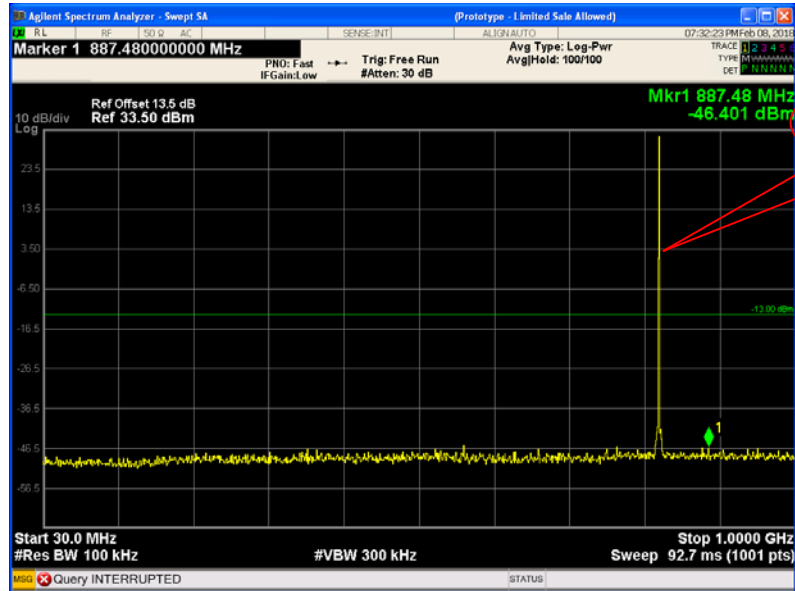
Above 1GHz



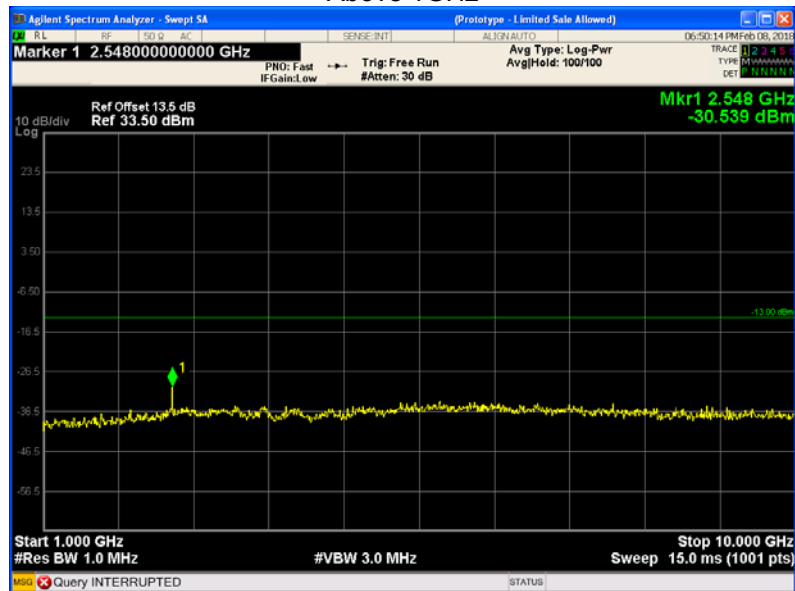
Cellular Band (Part 22H)

GPRS 850 - channel 190

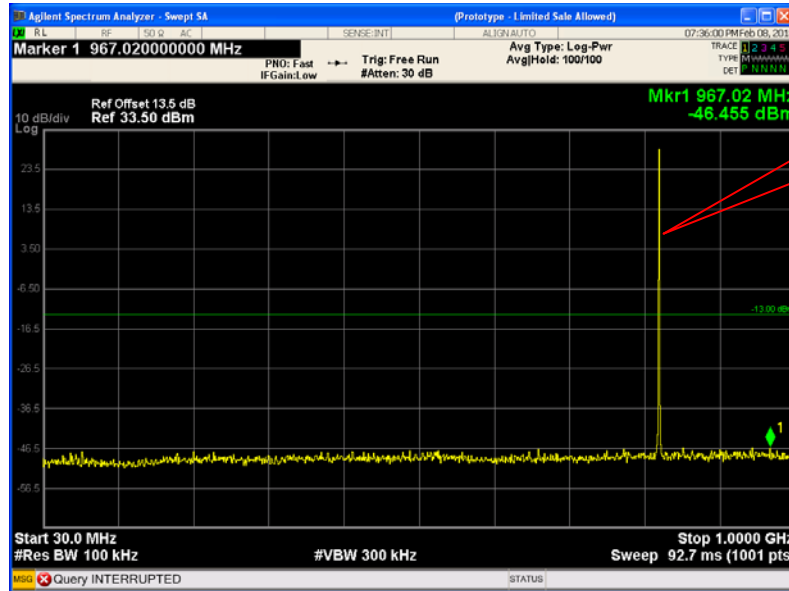
30MHz-1GHz



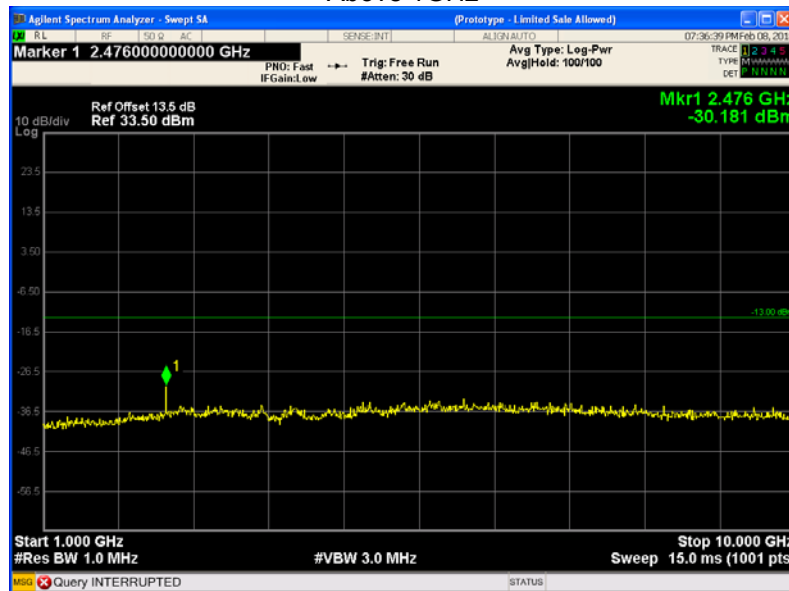
Above 1GHz



Cellular Band (Part 22H)  
EGPRS 850 - channel 190  
30MHz-1GHz

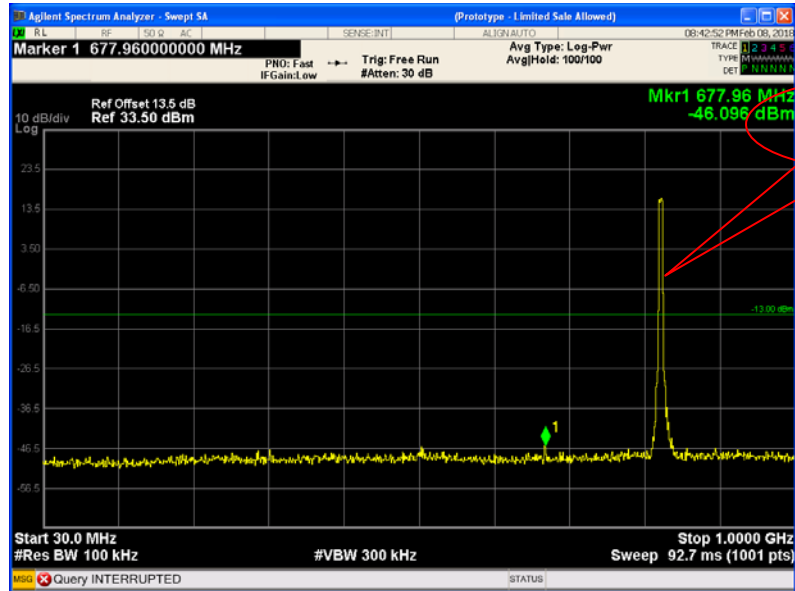


Above 1GHz



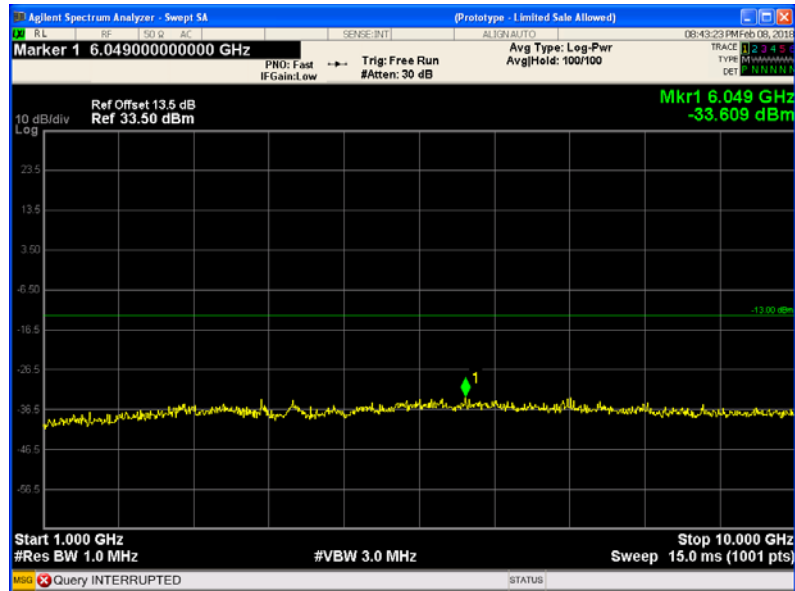
WCDMA band V - channel 4183

30MHz-1GHz



Fundamental

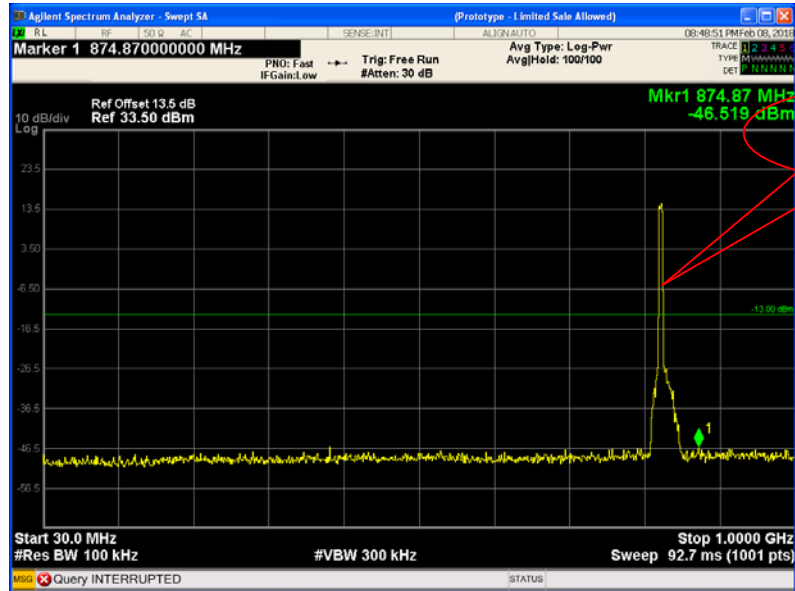
Above 1GHz



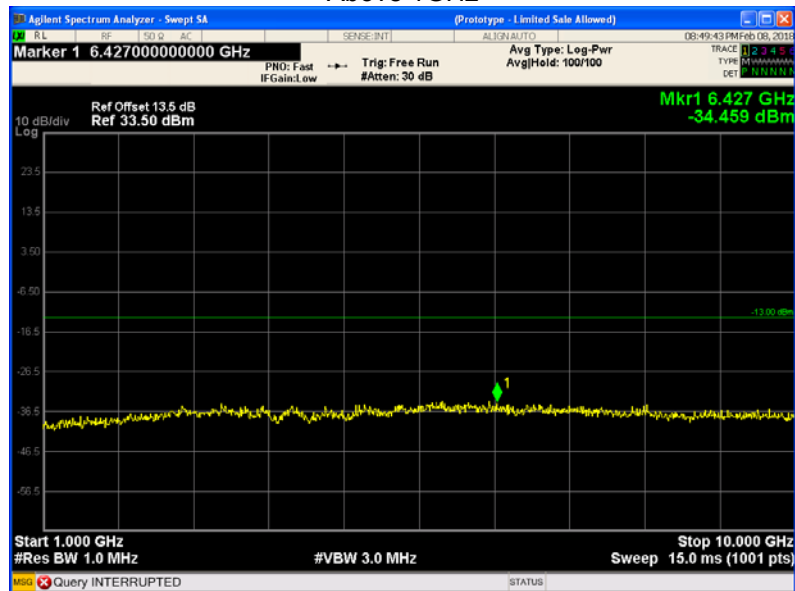


WCDMA band V - channel 4183 (HSDPA)

30MHz-1GHz

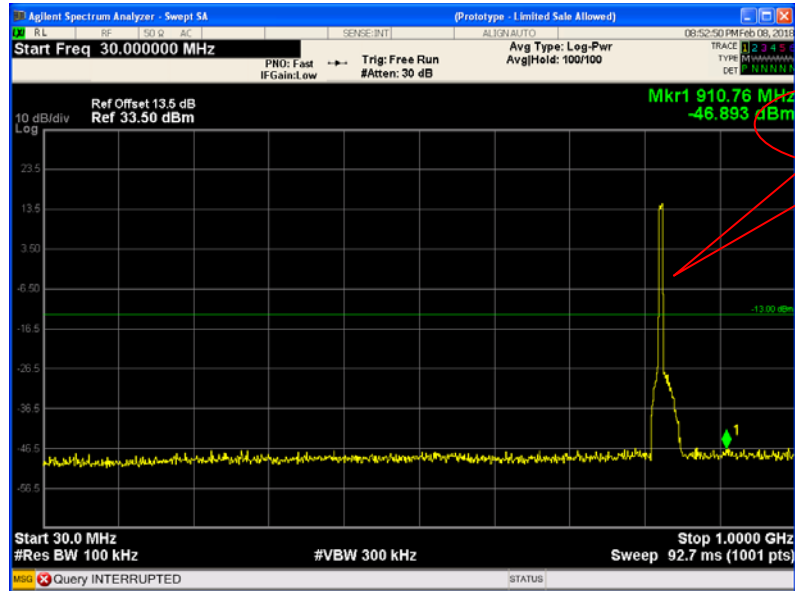


Above 1GHz

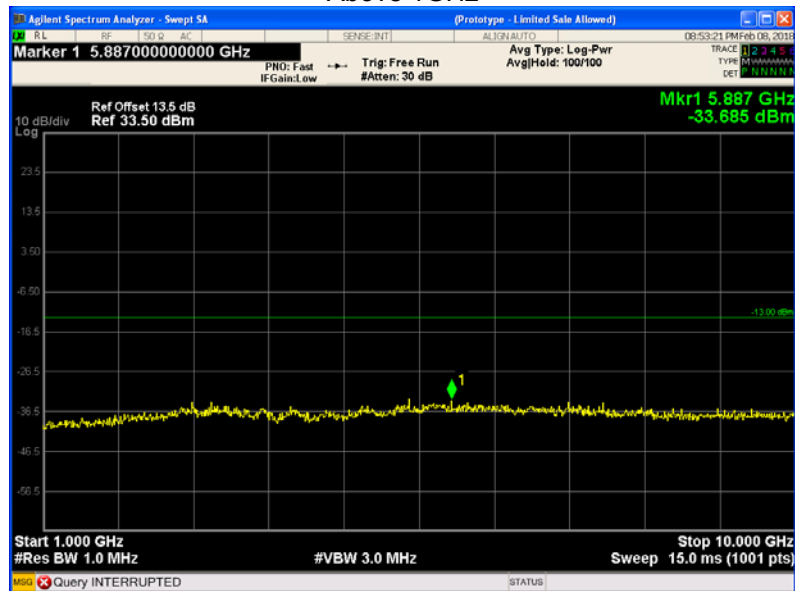


WCDMA band V - channel 4183 (HSUPA)

30MHz-1GHz



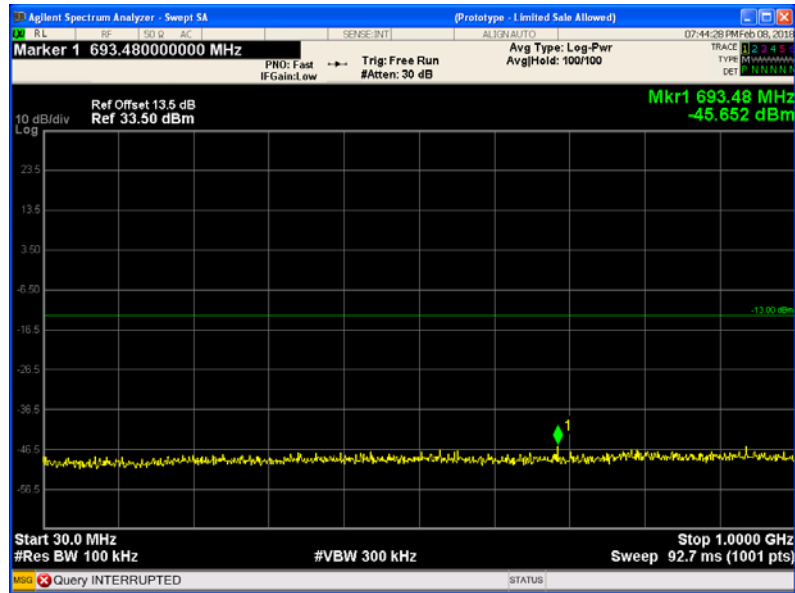
Above 1GHz



Cellular Band (Part 24E)

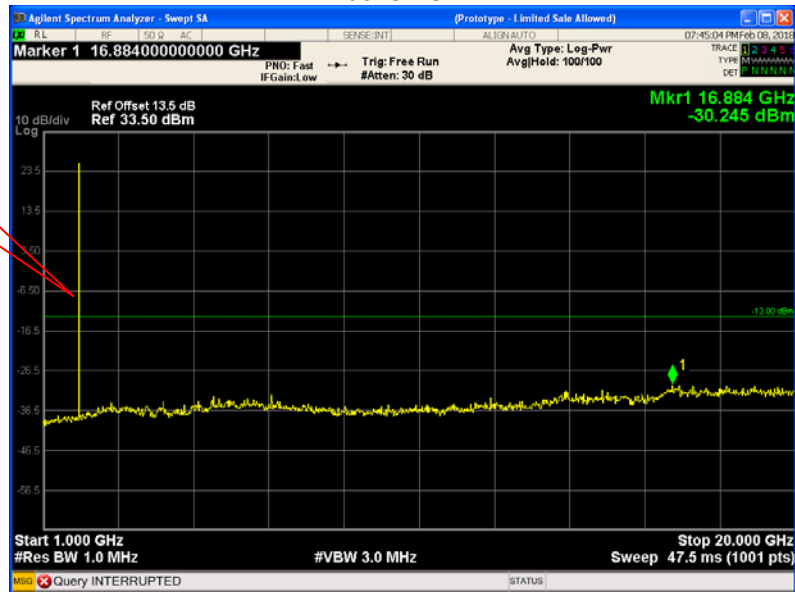
PCS 1900 - channel 661

30MHz-1GHz

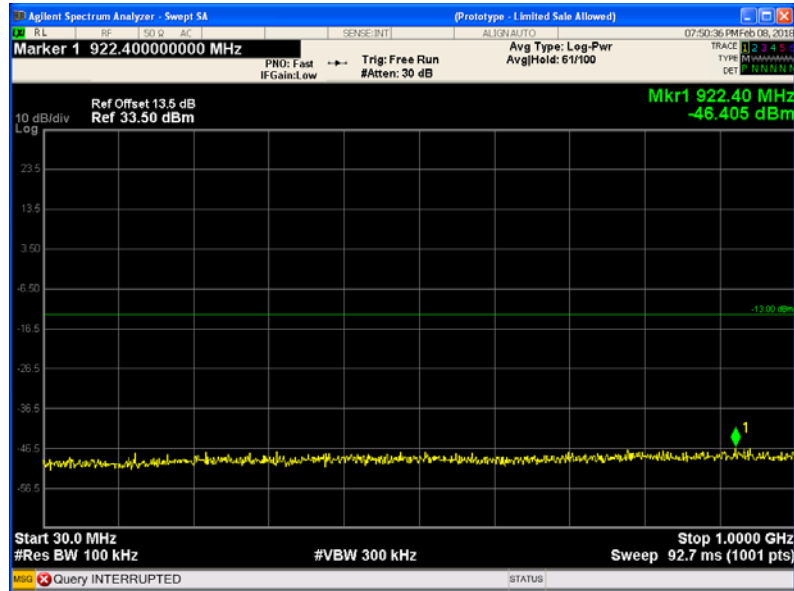


Above 1GHz

Fundamental

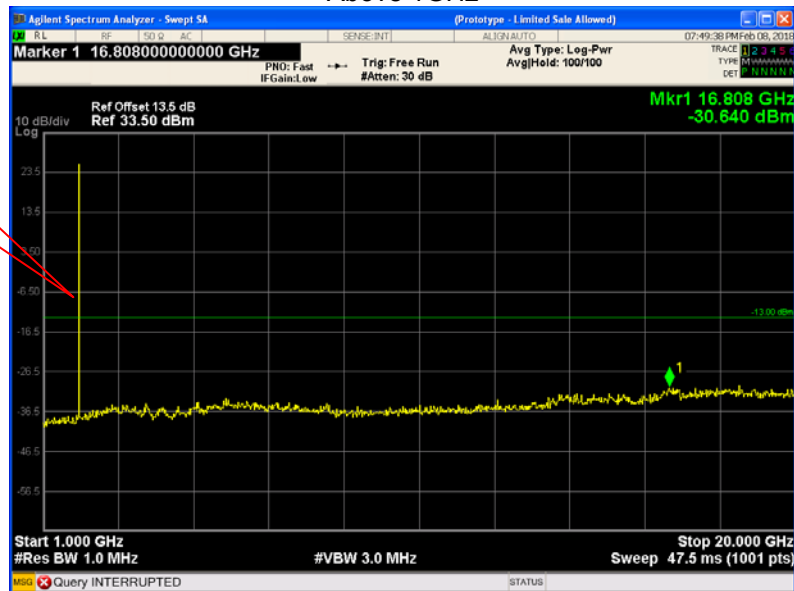


Cellular Band (Part 24E)  
GPRS 1900 - channel 661  
30MHz-1GHz

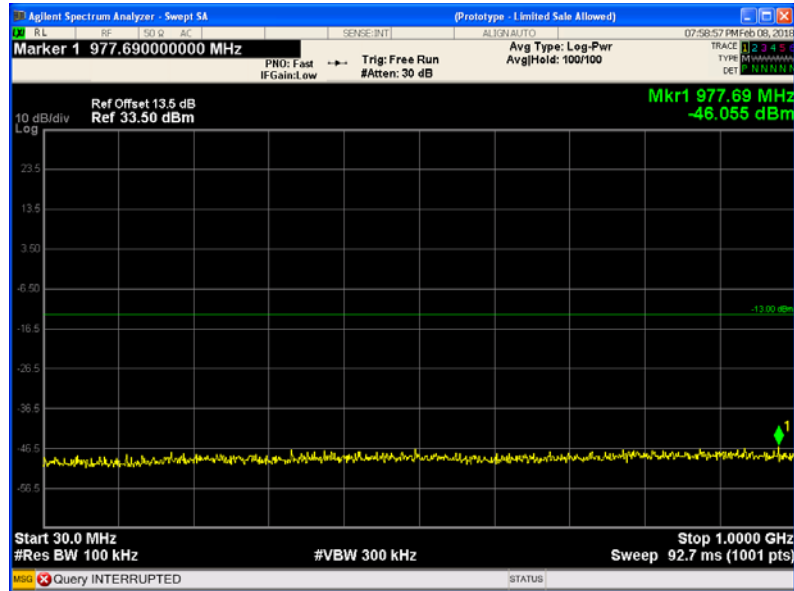


Above 1GHz

Fundamental

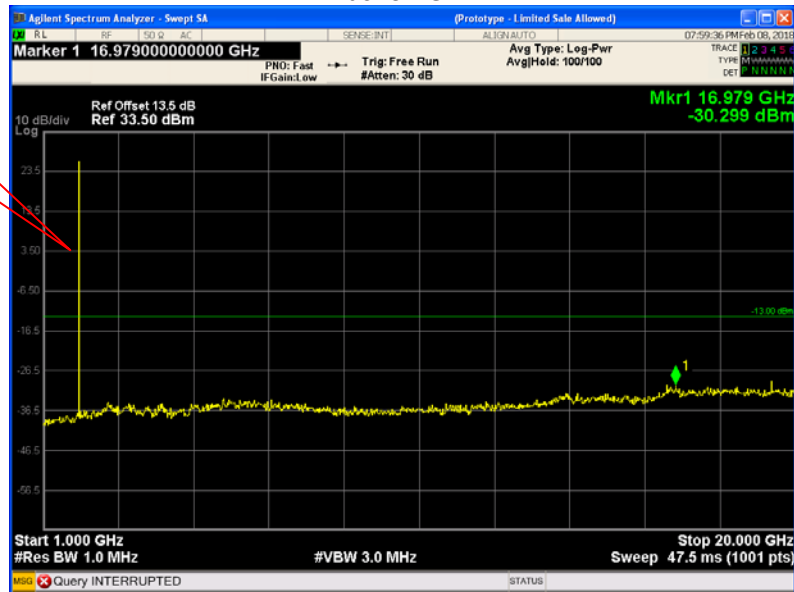


Cellular Band (Part 24E)  
EGPRS 1900 - channel 661  
30MHz-1GHz



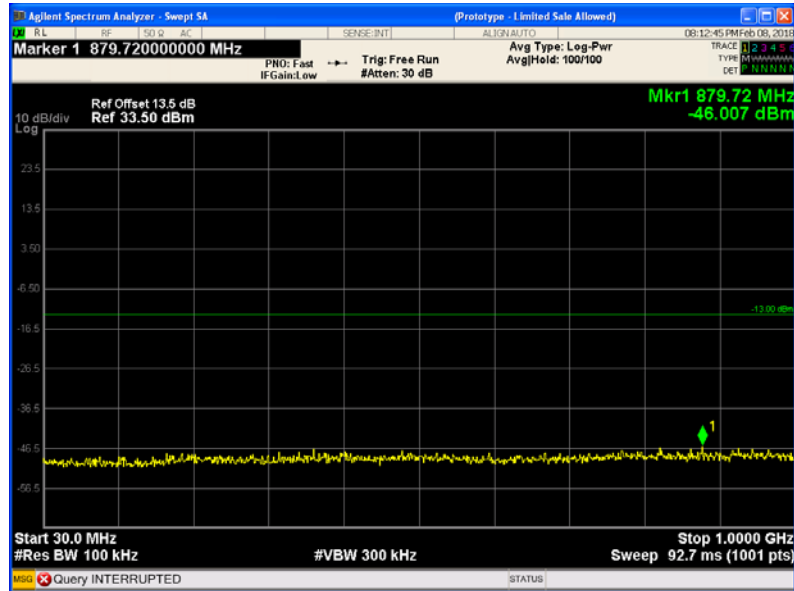
Above 1GHz

Fundamental



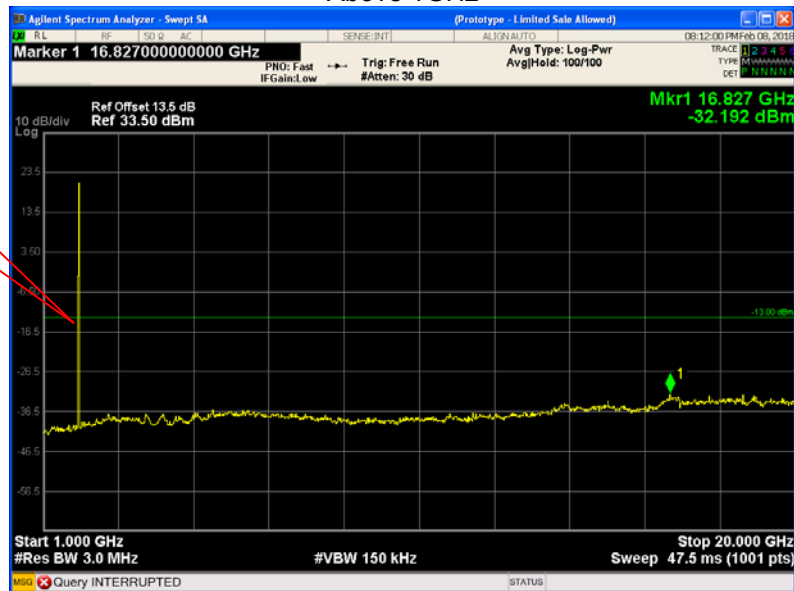
WCDMA band II - channel 9400

30MHz-1GHz



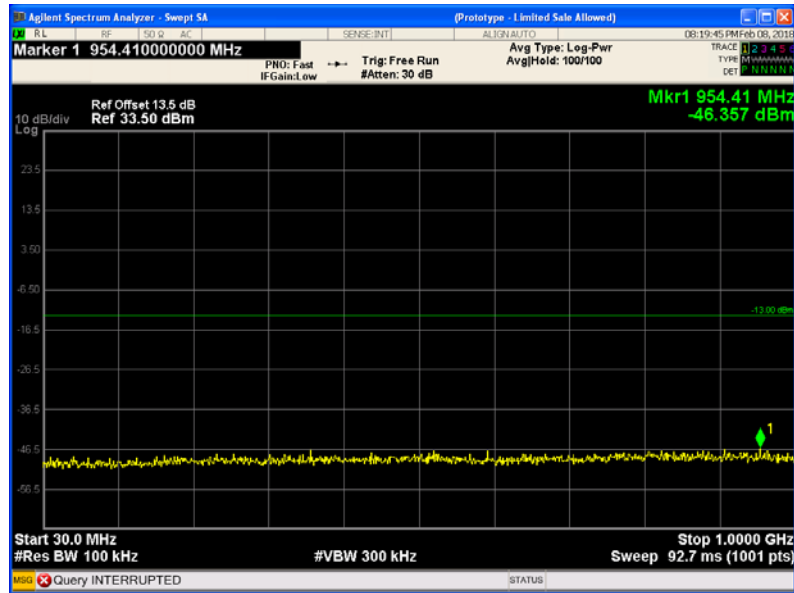
Above 1GHz

Fundamental



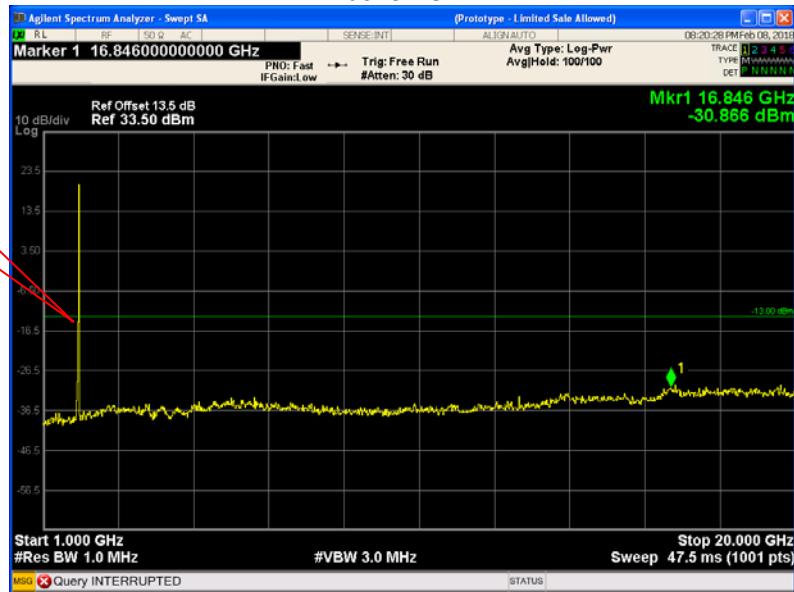
WCDMA band II - channel 9400 (HSDPA)

30MHz-1GHz



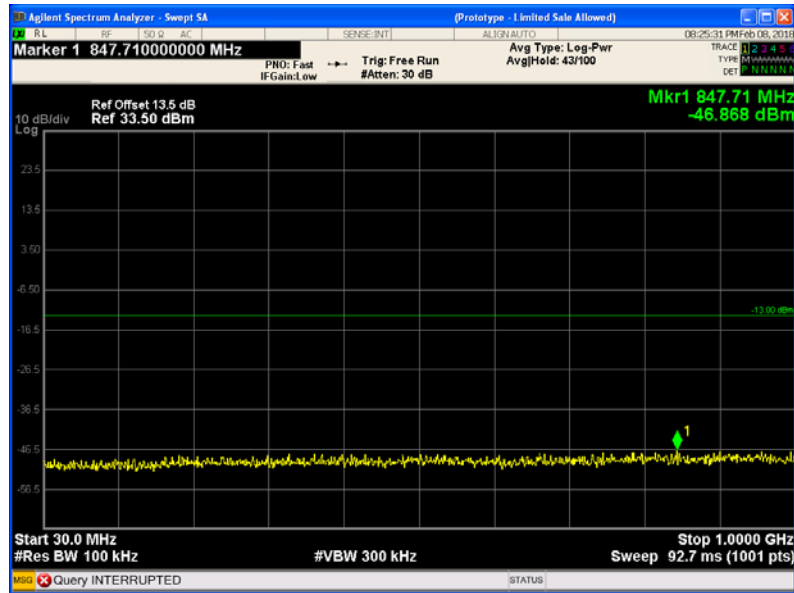
Above 1GHz

Fundamental



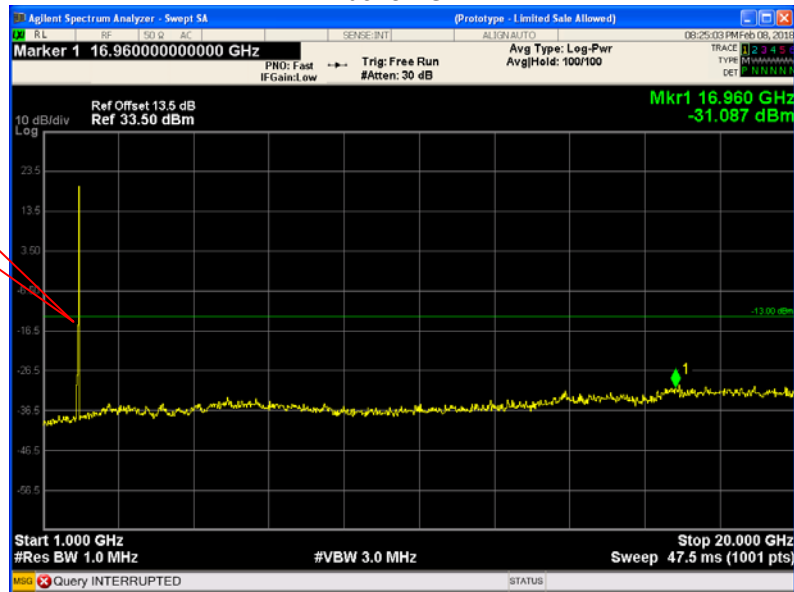
WCDMA band II - channel 9400 (HSUPA)

30MHz-1GHz



Above 1GHz

Fundamental

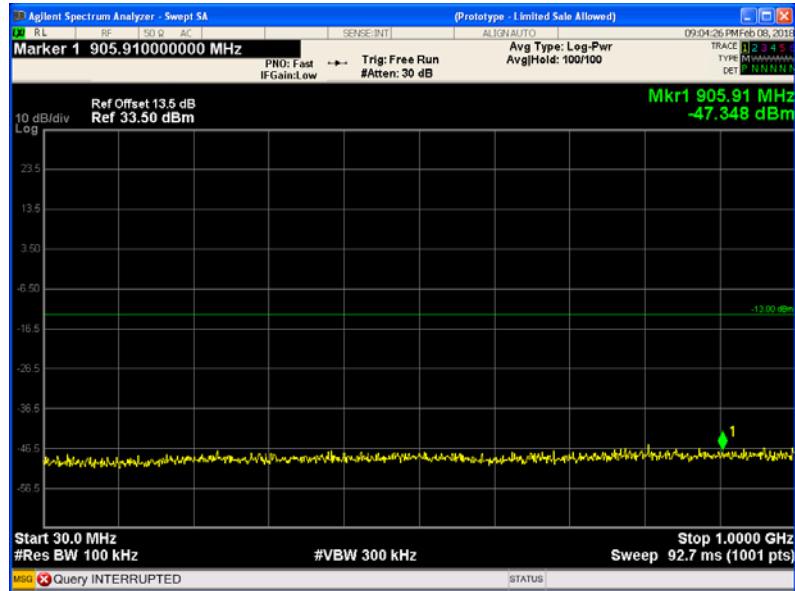




(Part 27)

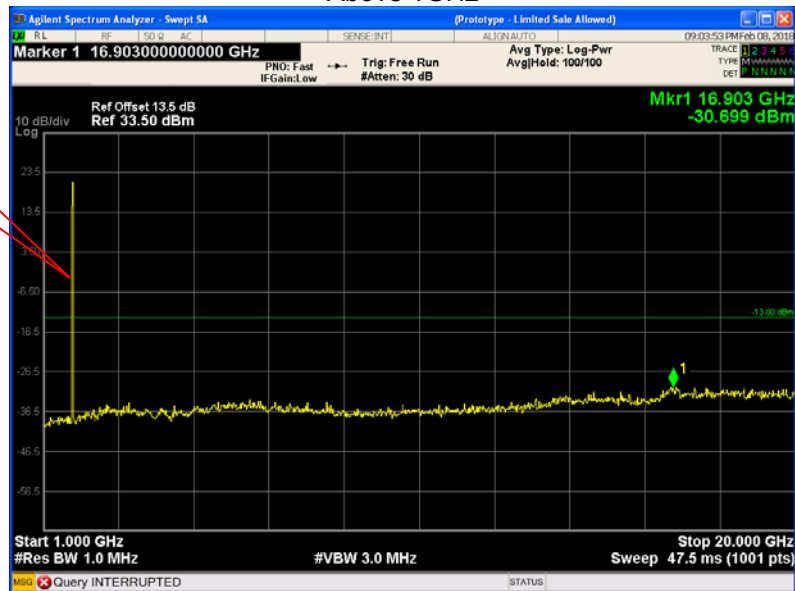
WCDMA band IV - channel 1413

30MHz-1GHz



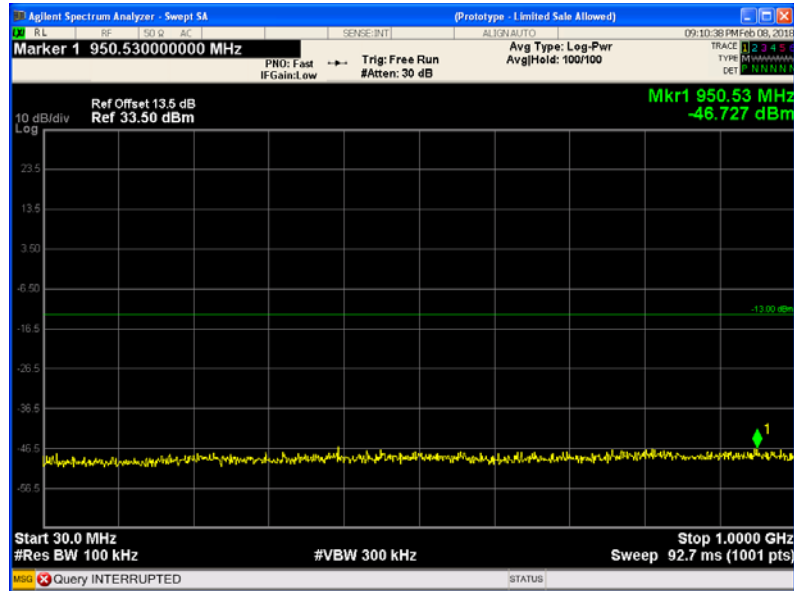
Above 1GHz

Fundamental



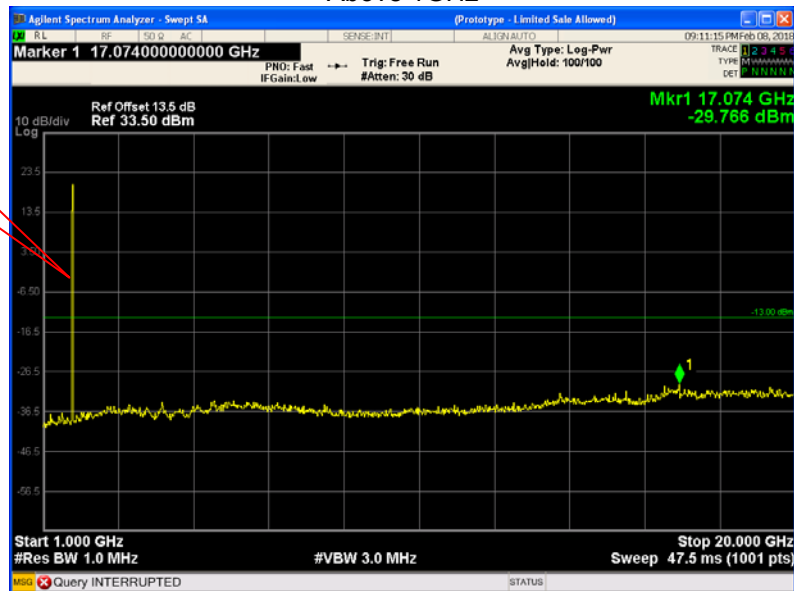
WCDMA band IV - channel 1413 (HSDPA)

30MHz-1GHz



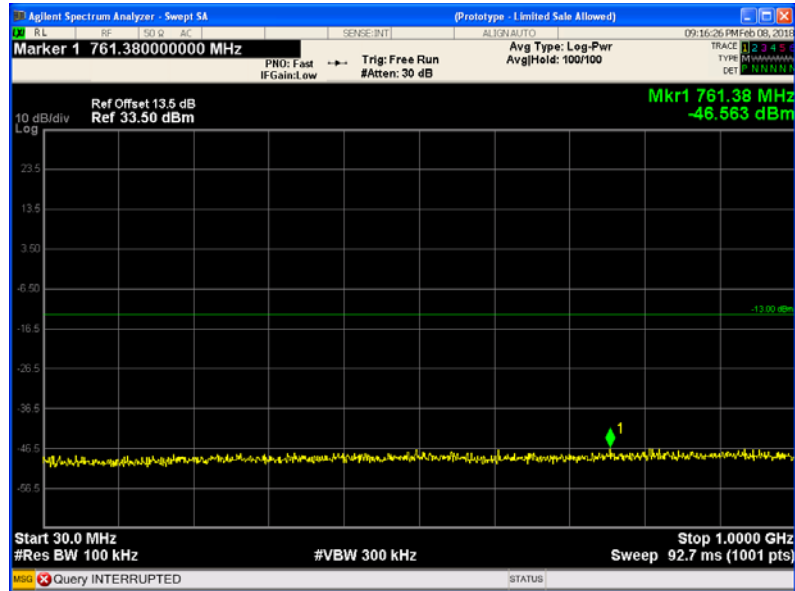
Above 1GHz

Fundamental



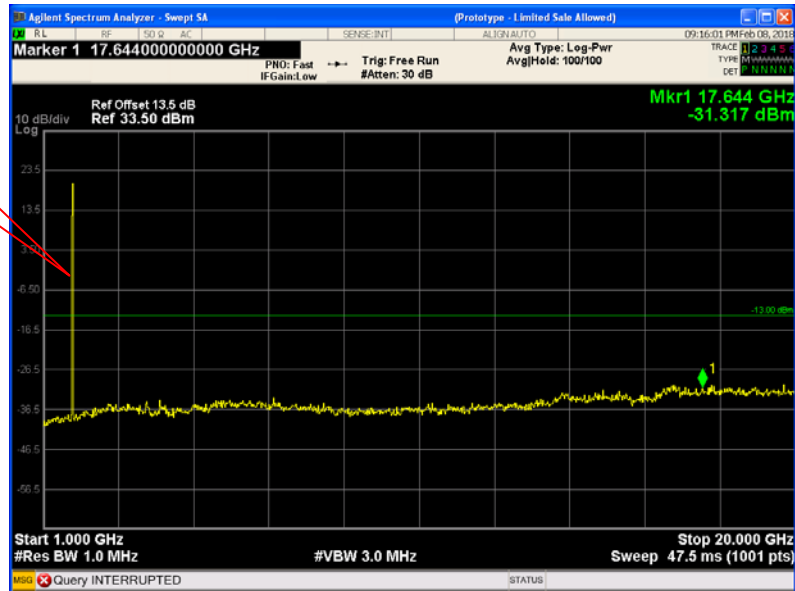
WCDMA band IV - channel 1413 (HSUPA)

30MHz-1GHz



Above 1GHz

Fundamental



## 12 SPURIOUS RADIATED EMISSIONS

Test Requirement: FCC Part 2.1053, 22.917, 24.238, 27.53(h)

Test Method: TIA/EIA-603-D:2010

KDB971168 D01 v03

Test Mode: TX transmitting

### 12.1 EUT Operation

Operating Environment :

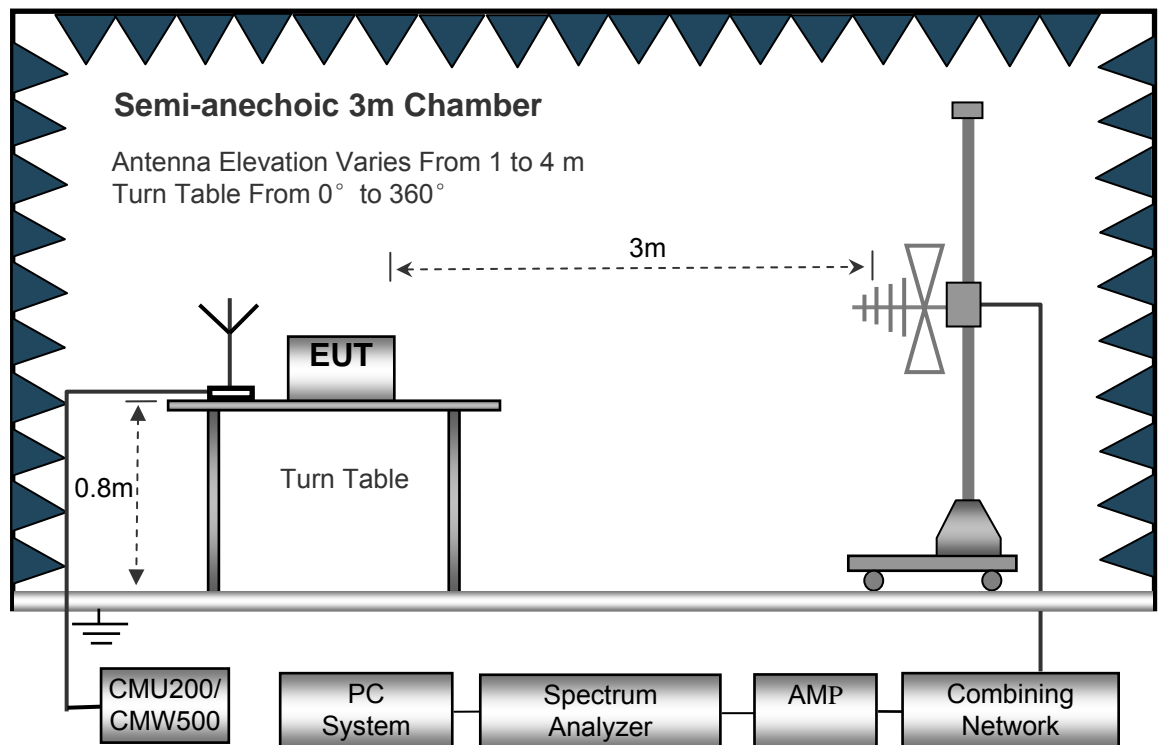
Temperature: 23.5 °C

Humidity: 52.1 % RH

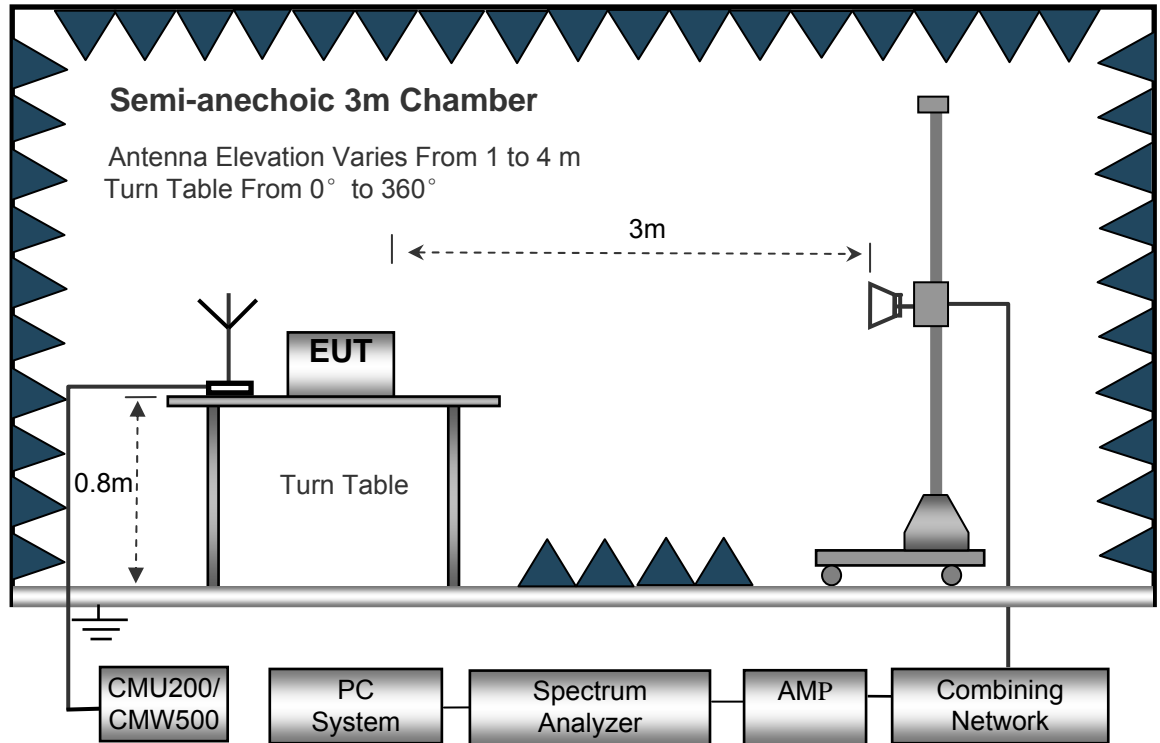
Atmospheric Pressure: 101.2kPa

### 12.2 Test Setup

The radiated emission tests were performed in the 3m Semi- Anechoic Chamber test site, using the setup accordance with the test setup for emission measurement from 30 MHz to 1 GHz.



The test setup for emission measurement above 1 GHz.



### 12.3 Spectrum Analyzer Setup

30MHz ~ 1GHz

Sweep Speed ..... Auto  
 Detector ..... PK  
 Resolution Bandwidth..... 100kHz  
 Video Bandwidth..... 300kHz

Above 1GHz

Sweep Speed ..... Auto  
 Detector ..... PK  
 Resolution Bandwidth..... 1MHz  
 Video Bandwidth..... 3MHz  
 Detector ..... Ave.  
 Resolution Bandwidth..... 1MHz  
 Video Bandwidth..... 10Hz

## 12.4 Test Procedure

1. The EUT is placed on a turntable, which is 0.8m above ground plane.
2. The turntable shall be rotated for 360 degrees to determine the position of maximum emission level.
3. EUT is set 3m away from the receiving antenna, which is moved from 1m to 4m to find out the maximum emissions. The spectrum was investigated from 30MHz up to the tenth harmonic of the highest fundamental frequency.
4. Maximum procedure was performed on the six highest emissions to ensure EUT compliance.
5. And also, each emission was to be maximized by changing the polarization of receiving antenna both horizontal and vertical.
6. The radiation measurements are tested under 3-axes(X,Y,Z) position(X denotes lying on the table, Y denotes side stand and Z denotes vertical stand), After pre-test, It was found that the worse radiation emission was get at the Z position. So the data shown was the Z position only.
7. Remove the EUT and replace it with substitution antenna. A signal generator was connected to the substitution antenna by a non-radiating cable. The absolute levels of the spurious emissions were measured by the substitution.  
Spurious emissions in dB =  $10 \lg (\text{TXpwr in Watts}/0.001)$  – the absolute level  
Spurious attenuation limit in dB =  $43 + 10 \text{Log}_{10} (\text{power out in Watts})$
8. Repeat above procedures until the measurements for all frequencies are completed.

## 12.5 Summary of Test Results

For 26MHz~30MHz,

The measurements were more than 20 dB below the limit and not reported.

Remark: Test performed from 30MHz to 10<sup>th</sup> harmonics with low/middle/high channels, only the worst data were recorded.

### Cellular Band (Part 22H)

| Frequency                 | Receiver Reading | Turn table Angle | RX Antenna |       | Substituted |       |              | Absolute Level | Result |        |
|---------------------------|------------------|------------------|------------|-------|-------------|-------|--------------|----------------|--------|--------|
|                           |                  |                  | Height     | Polar | SG Level    | Cable | Antenna Gain |                | Limit  | Margin |
| (MHz)                     | (dBμV)           | Degree           | (m)        | (H/V) | (dBm)       | (dB)  | (dB)         | (dBm)          | (dBm)  | (dB)   |
| GSM 850 Channel 128       |                  |                  |            |       |             |       |              |                |        |        |
| 216.37                    | 41.36            | 357              | 1.0        | H     | -69.15      | 0.15  | 0.00         | -69.30         | -13.00 | -56.30 |
| 216.37                    | 43.17            | 292              | 1.4        | V     | -64.42      | 0.15  | 0.00         | -64.57         | -13.00 | -51.57 |
| 1648.40                   | 66.43            | 209              | 1.3        | H     | -47.54      | 0.30  | 9.40         | -38.44         | -13.00 | -25.44 |
| 1648.40                   | 58.33            | 161              | 1.9        | V     | -55.20      | 0.30  | 9.40         | -46.10         | -13.00 | -33.10 |
| 2472.60                   | 59.13            | 325              | 1.1        | H     | -54.87      | 0.43  | 10.60        | -44.70         | -13.00 | -31.70 |
| 2472.60                   | 48.94            | 289              | 2.1        | V     | -61.34      | 0.43  | 10.60        | -51.17         | -13.00 | -38.17 |
| WCDMA Band V Channel 4233 |                  |                  |            |       |             |       |              |                |        |        |
| 216.37                    | 40.88            | 205              | 1.2        | H     | -69.63      | 0.15  | 0.00         | -69.78         | -13.00 | -56.78 |
| 216.37                    | 43.70            | 135              | 1.7        | V     | -63.89      | 0.15  | 0.00         | -64.04         | -13.00 | -51.04 |
| 1652.80                   | 58.42            | 185              | 1.0        | H     | -55.55      | 0.30  | 9.40         | -46.45         | -13.00 | -33.45 |
| 1652.80                   | 49.10            | 253              | 2.2        | V     | -64.43      | 0.30  | 9.40         | -55.33         | -13.00 | -42.33 |
| 2479.20                   | 51.05            | 335              | 1.9        | H     | -62.95      | 0.43  | 10.60        | -52.78         | -13.00 | -39.78 |
| 2479.20                   | 40.07            | 74               | 1.4        | V     | -70.21      | 0.43  | 10.60        | -60.04         | -13.00 | -47.04 |

## Cellular Band (Part 24E/27)

| Frequency                  | Receiver Reading | Turn table Angle | RX Antenna |       | Substituted |       |              | Absolute Level | Result |        |
|----------------------------|------------------|------------------|------------|-------|-------------|-------|--------------|----------------|--------|--------|
|                            |                  |                  | Height     | Polar | SG Level    | Cable | Antenna Gain |                | Limit  | Margin |
| (MHz)                      | (dBμV)           | Degree           | (m)        | (H/V) | (dBm)       | (dB)  | (dB)         | (dBm)          | (dBm)  | (dB)   |
| PCS 1900 Channel 512       |                  |                  |            |       |             |       |              |                |        |        |
| 201.36                     | 47.76            | 294              | 1.0        | H     | -62.75      | 0.15  | 0.00         | -62.90         | -13.00 | -49.90 |
| 201.36                     | 39.88            | 175              | 1.6        | V     | -67.71      | 0.15  | 0.00         | -67.86         | -13.00 | -54.86 |
| 3760.00                    | 65.95            | 352              | 2.0        | H     | -45.59      | 2.37  | 12.50        | -35.46         | -13.00 | -22.46 |
| 3760.00                    | 59.98            | 293              | 2.0        | V     | -49.83      | 2.37  | 12.50        | -39.70         | -13.00 | -26.70 |
| 5640.00                    | 53.58            | 245              | 1.5        | H     | -56.03      | 2.86  | 12.90        | -45.99         | -13.00 | -32.99 |
| 5640.00                    | 44.73            | 291              | 1.9        | V     | -64.15      | 2.86  | 12.90        | -54.11         | -13.00 | -41.11 |
| WCDMA Band II Channel 9400 |                  |                  |            |       |             |       |              |                |        |        |
| 201.36                     | 46.99            | 185              | 1.1        | H     | -63.52      | 0.15  | 0.00         | -63.67         | -13.00 | -50.67 |
| 201.36                     | 39.84            | 211              | 1.5        | V     | -67.75      | 0.15  | 0.00         | -67.90         | -13.00 | -54.90 |
| 3815.20                    | 59.80            | 168              | 1.5        | H     | -51.74      | 2.37  | 12.50        | -41.61         | -13.00 | -28.61 |
| 3815.20                    | 53.39            | 170              | 1.6        | V     | -56.42      | 2.37  | 12.50        | -46.29         | -13.00 | -33.29 |
| 5722.80                    | 47.54            | 252              | 1.2        | H     | -62.07      | 2.86  | 12.90        | -52.03         | -13.00 | -39.03 |
| 5722.80                    | 38.02            | 310              | 1.7        | V     | -70.86      | 2.86  | 12.90        | -60.82         | -13.00 | -47.82 |
| WCDMA Band IV Channel 1313 |                  |                  |            |       |             |       |              |                |        |        |
| 201.36                     | 46.92            | 48               | 2.1        | H     | -63.59      | 0.15  | 0.00         | -63.74         | -13.00 | -50.74 |
| 201.36                     | 41.07            | 82               | 1.9        | V     | -66.52      | 0.15  | 0.00         | -66.67         | -13.00 | -53.67 |
| 3424.80                    | 58.66            | 8                | 1.7        | H     | -52.88      | 2.34  | 12.40        | -42.82         | -13.00 | -29.82 |
| 3424.80                    | 53.57            | 249              | 1.8        | V     | -56.24      | 2.34  | 12.40        | -46.18         | -13.00 | -33.18 |
| 5137.20                    | 47.56            | 312              | 1.7        | H     | -62.05      | 2.79  | 12.70        | -52.14         | -13.00 | -39.14 |
| 5137.20                    | 37.38            | 51               | 1.6        | V     | -71.50      | 2.79  | 12.70        | -61.59         | -13.00 | -48.59 |

Note: 1) Absolute Level = SG Level - Cable loss + Antenna Gain

2) Margin = Absolute Level - Limit



## 13 Band Edge Measurement

|                   |   |
|-------------------|---|
| Test Requirement: | FCC Part 2.1051, 22.917(a), 24.238(a), 27.53(h) |
| Test Method:      | TIA/EIA-603-D:2010<br>KDB971168 D01 v03         |
| Test Mode:        | TX transmitting                                 |

### 13.1 EUT Operation

Operating Environment :

|                       |           |
|-----------------------|-----------|
| Temperature:          | 23.5 °C   |
| Humidity:             | 52.3 % RH |
| Atmospheric Pressure: | 101.3kPa  |

### 13.2 Test Procedure

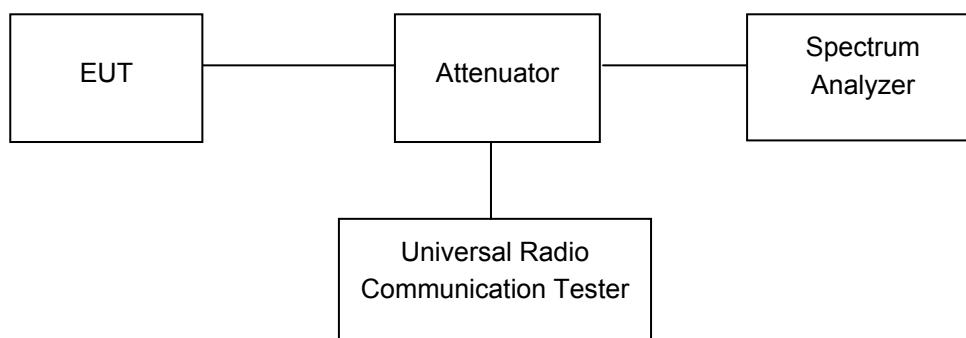
The RF output of the transmitter was connected to the input of the spectrum analyzer through sufficient attenuation.

According to FCC Part 22.917(a), the power of any emissions outside of the authorized operating frequency ranges must be attenuated below the transmitting power (P) by a factor of at least  $43 + 10 \log(P)$  dB.

According to FCC Part 24.238(a), the power of any emissions outside of the authorized operating frequency ranges must be attenuated below the transmitting power (P) by a factor of at least  $43 + 10 \log(P)$  dB.

According to FCC Part 27.53(h), Except as otherwise specified below, for operations in the 1695-1710 MHz, 1710-1755 MHz, 1755-1780 MHz, 1915-1920 MHz, 1995-2000 MHz, 2000-2020 MHz, 2110-2155 MHz, 2155-2180 MHz, and 2180-2200 bands, the power of any emission outside a licensee's frequency block shall be attenuated below the transmitter power (P) in watts by at least  $43 + 10 \log_{10}(P)$  dB.

The center of the spectrum analyzer was set to block edge frequency

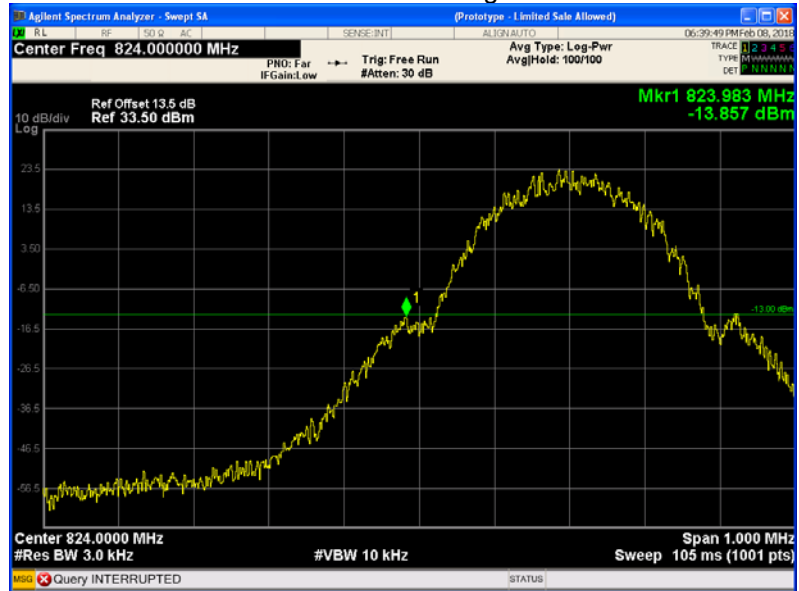


### 13.3 Test Result

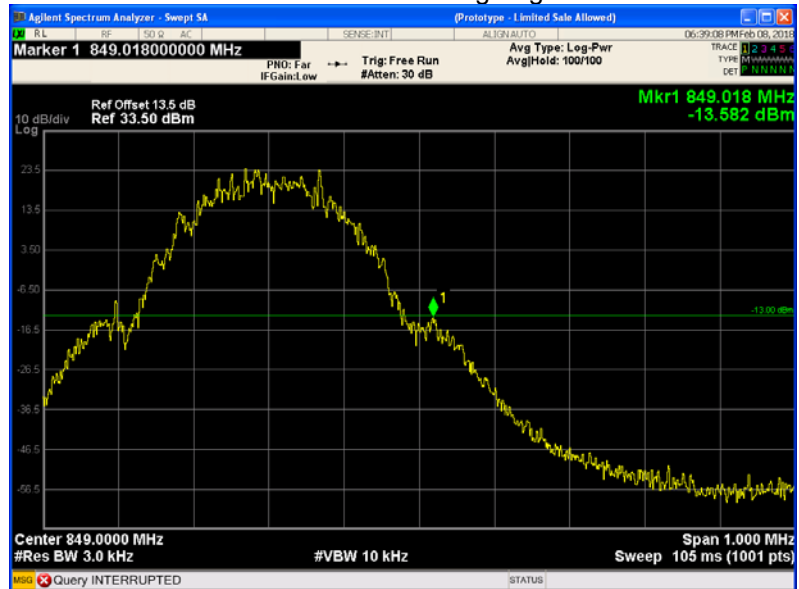
Test plots

Cellular Band (Part 22H)

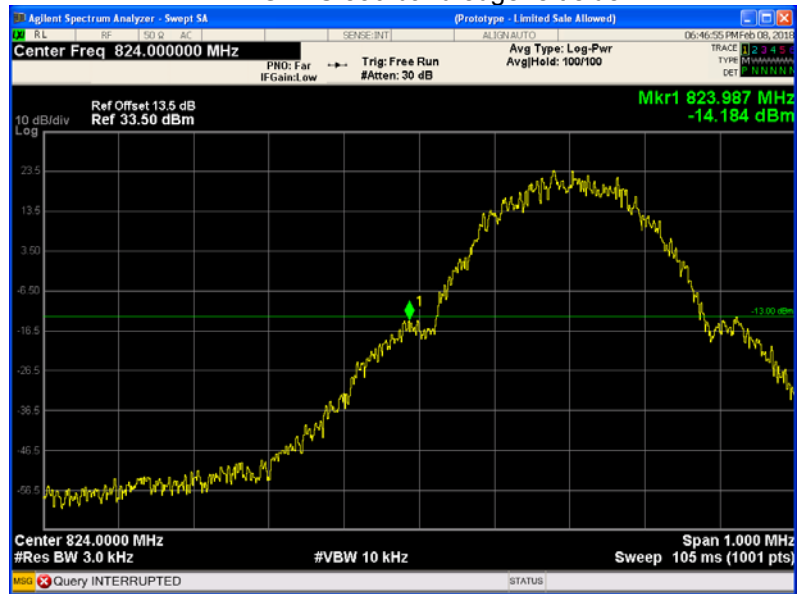
GSM 850 band edge-left side



GSM 850 band edge-right side



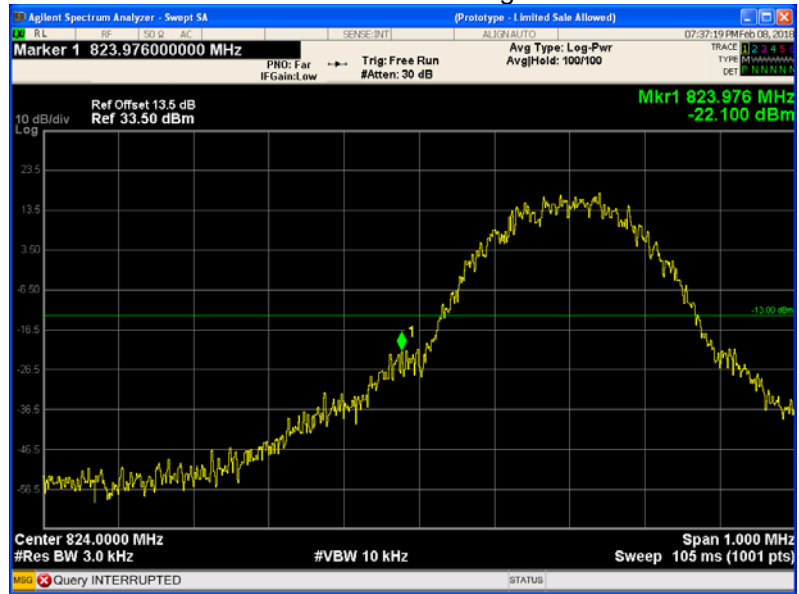
GPRS 850 band edge-left side



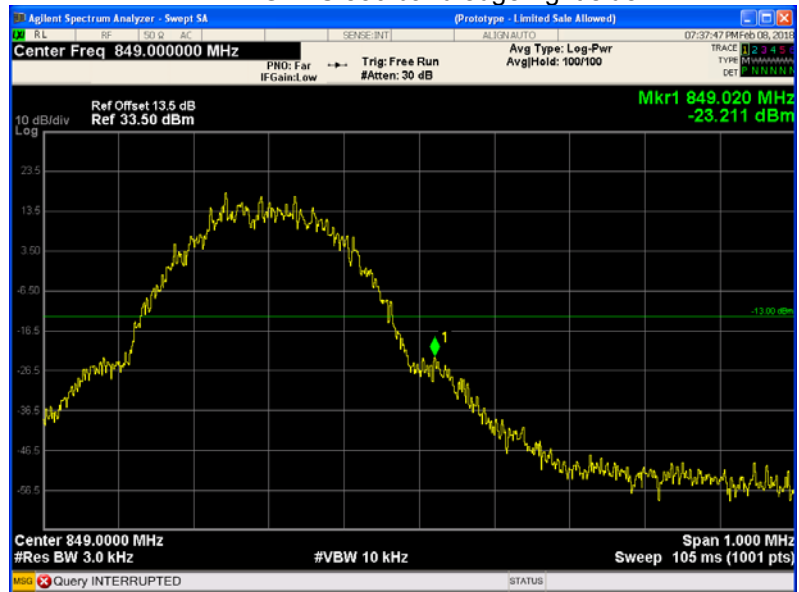
GPRS 850 band edge-right side



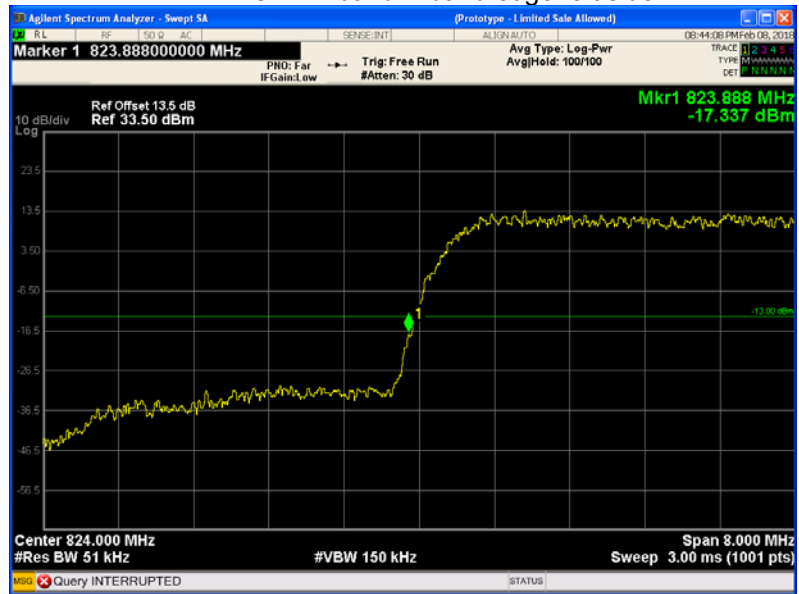
### EGPRS 850 band edge-left side



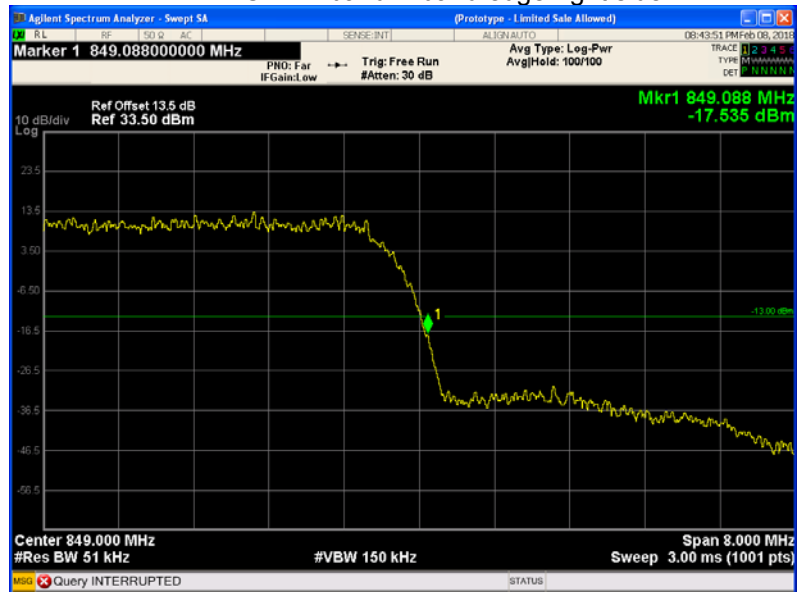
### EGPRS 850 band edge-right side



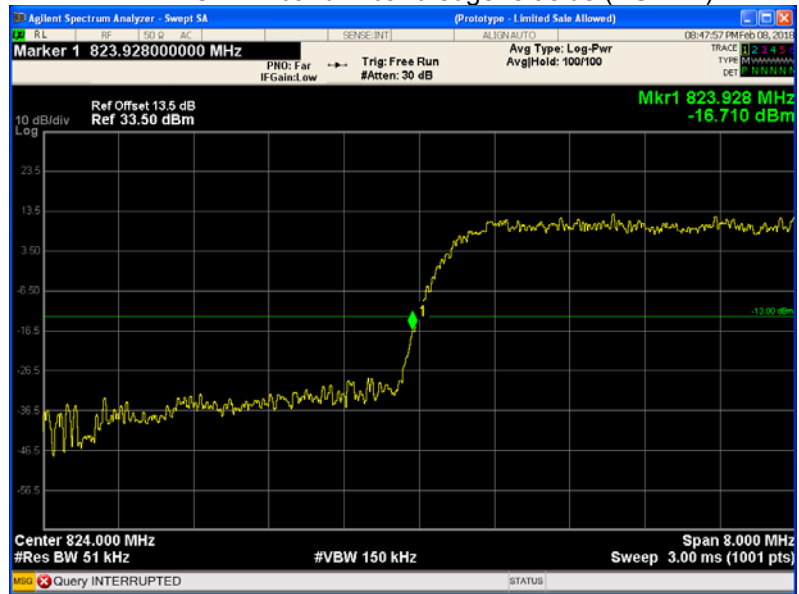
WCDMA band V band edge-left side



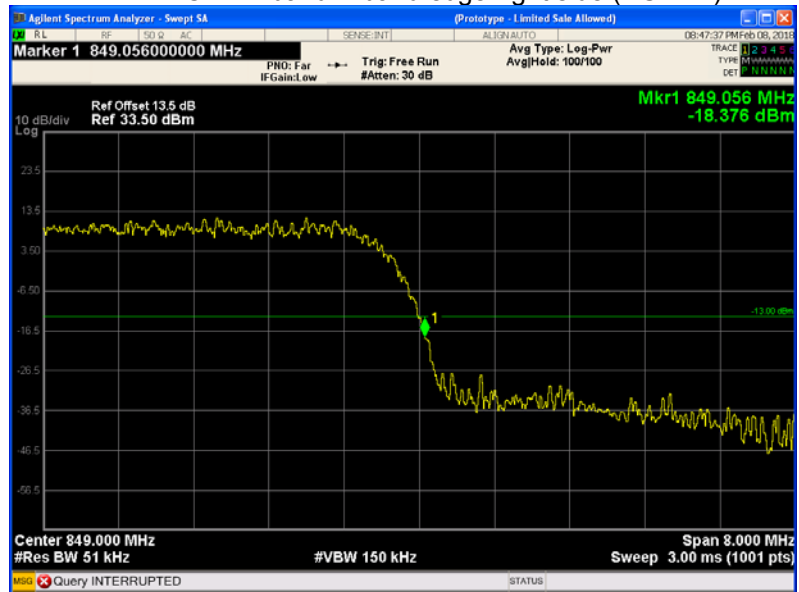
WCDMA band V band edge-right side



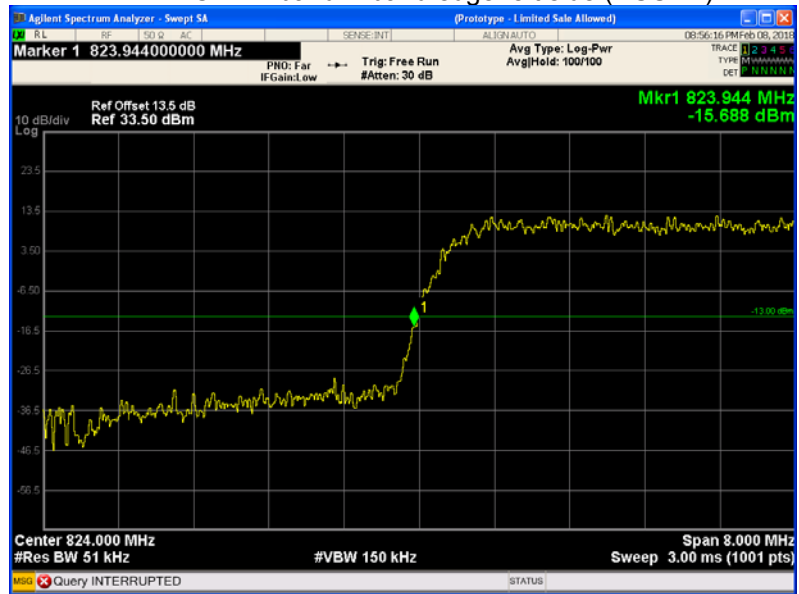
WCDMA band V band edge-left side (HSDPA)



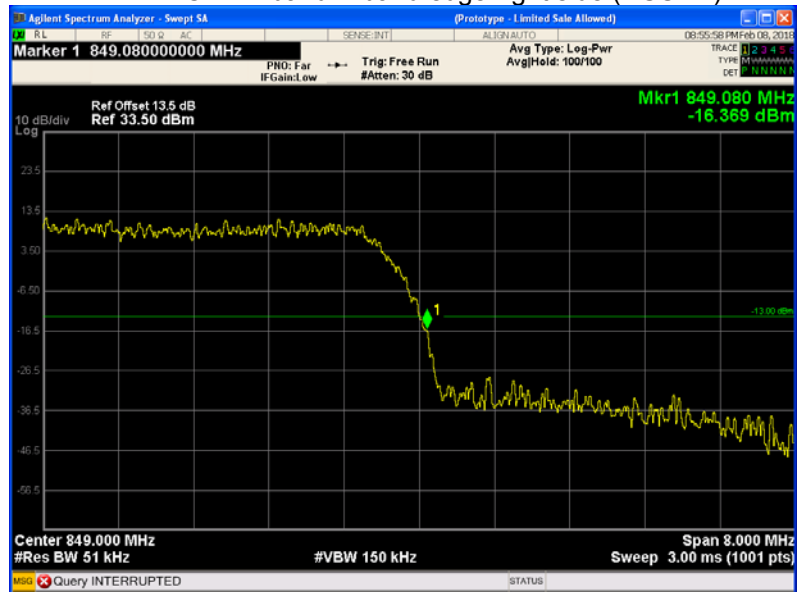
WCDMA band V band edge-right side (HSDPA)



WCDMA band V band edge-left side (HSUPA)

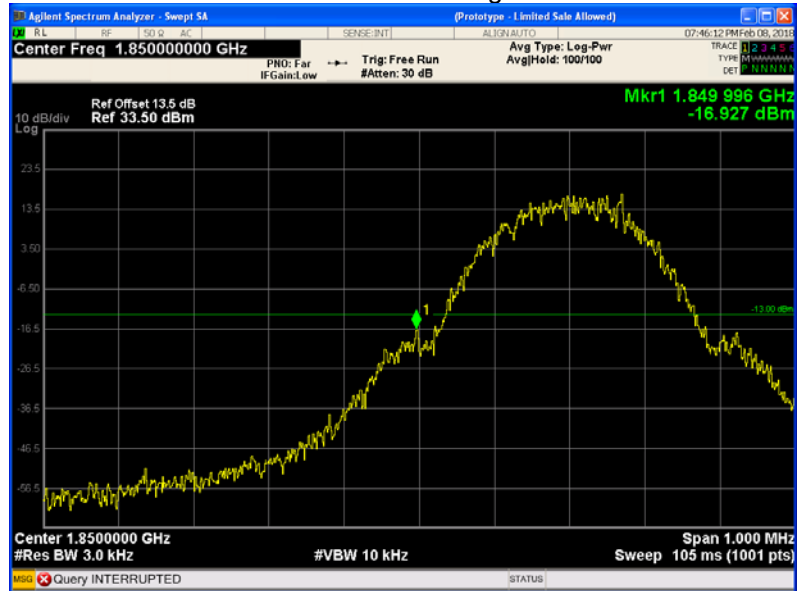


WCDMA band V band edge-right side (HSUPA)

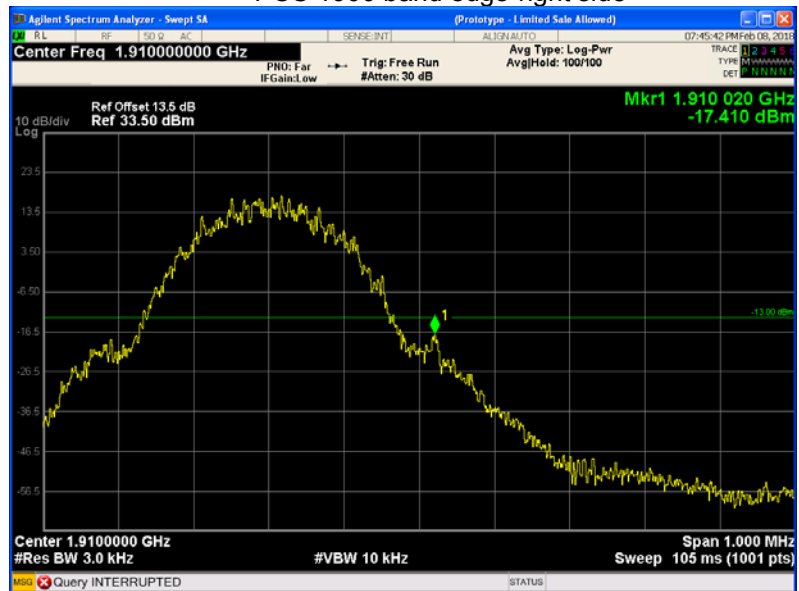


### Cellular Band (Part 24E)

#### PCS 1900 band edge-left side

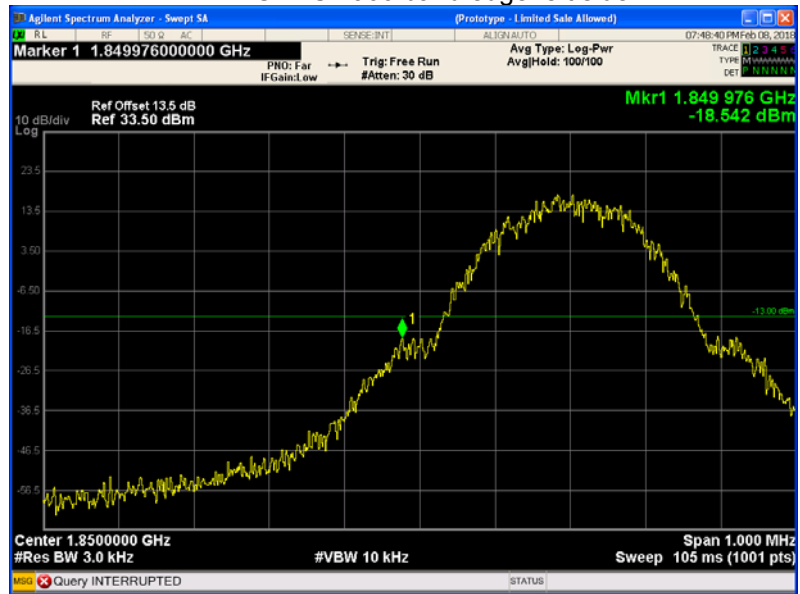


#### PCS 1900 band edge-right side

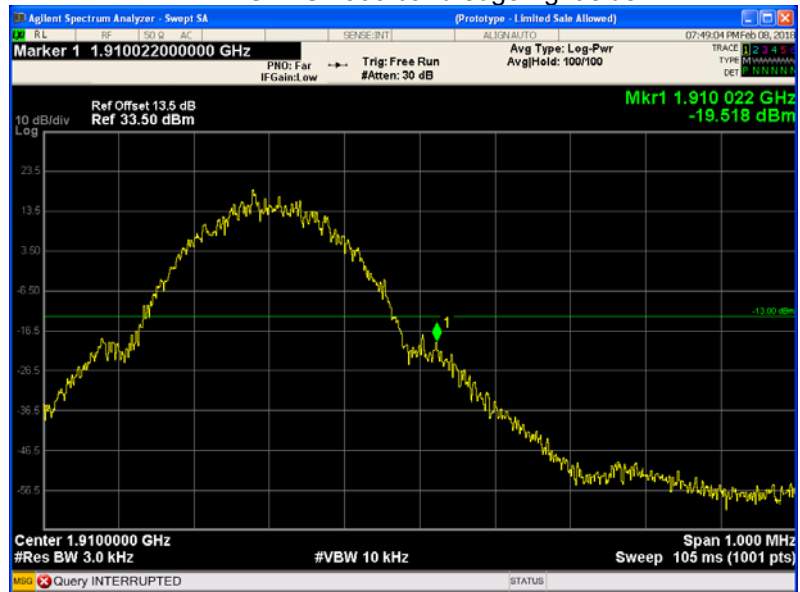




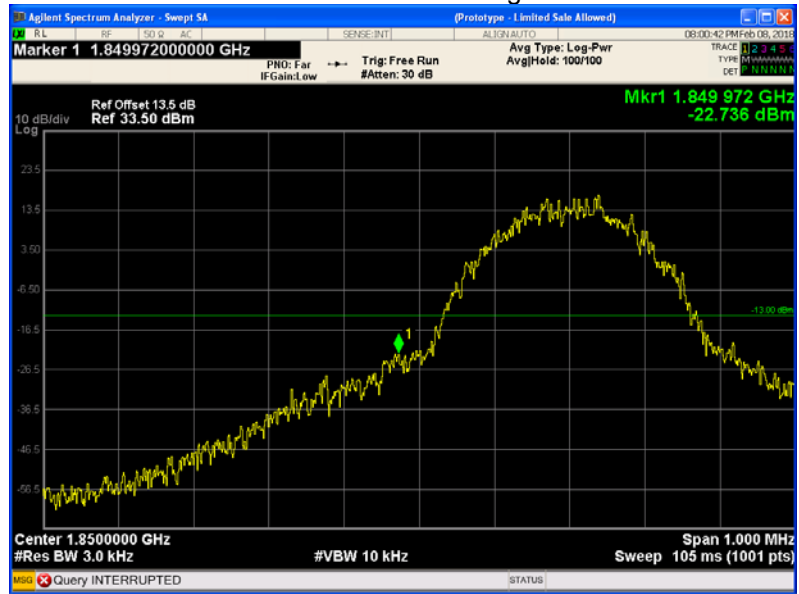
GPRS 1900 band edge-left side



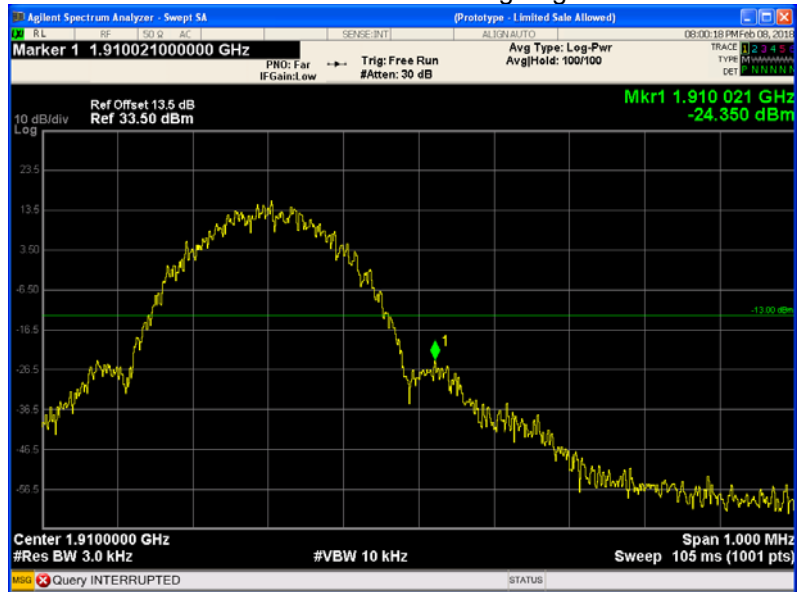
GPRS 1900 band edge-right side



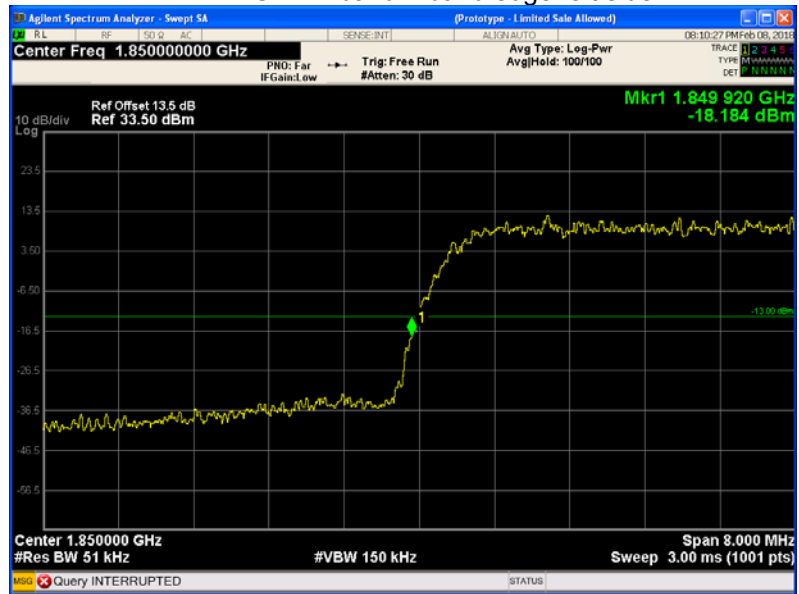
EGPRS 1900 band edge-left side



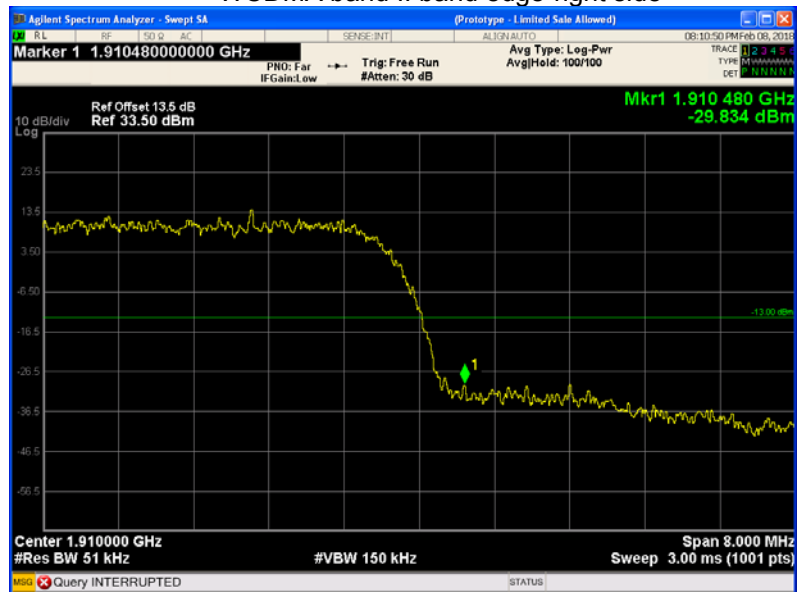
EGPRS 1900 band edge-right side



### WCDMA band II band edge-left side



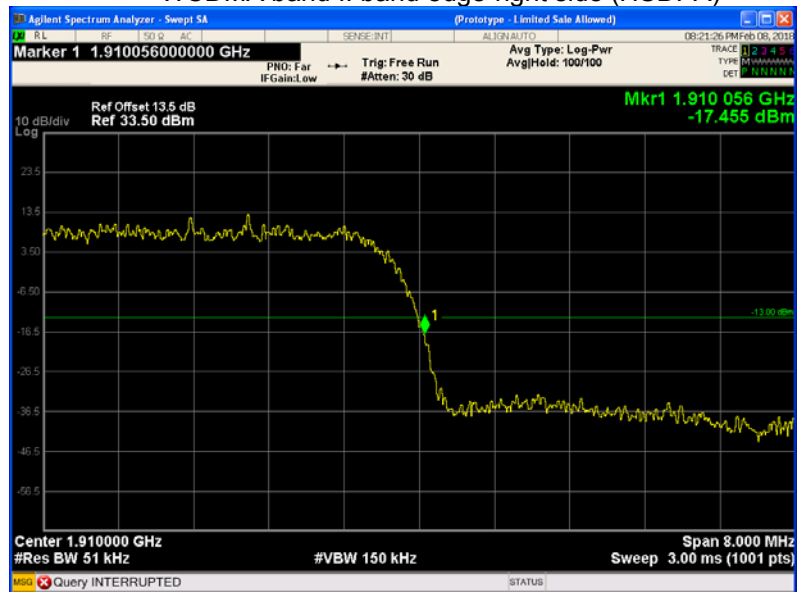
### WCDMA band II band edge-right side



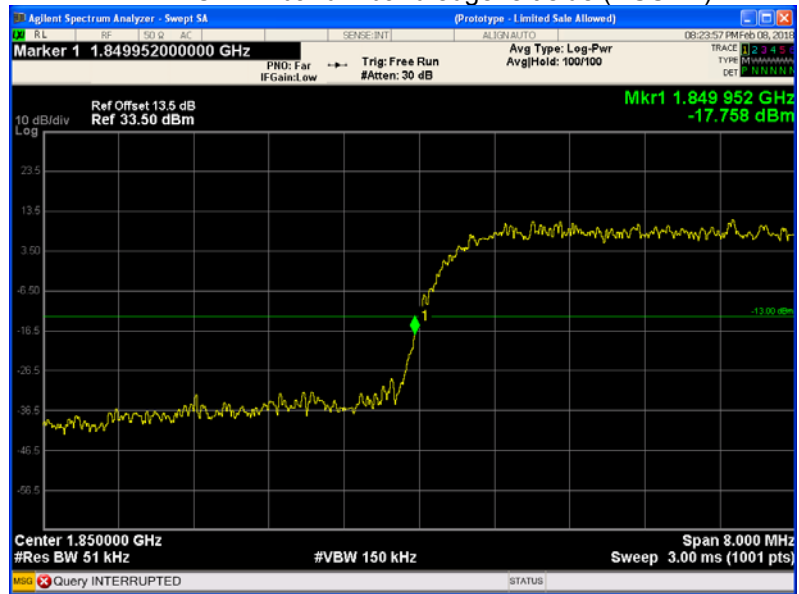
WCDMA band II band edge-left side (HSDPA)



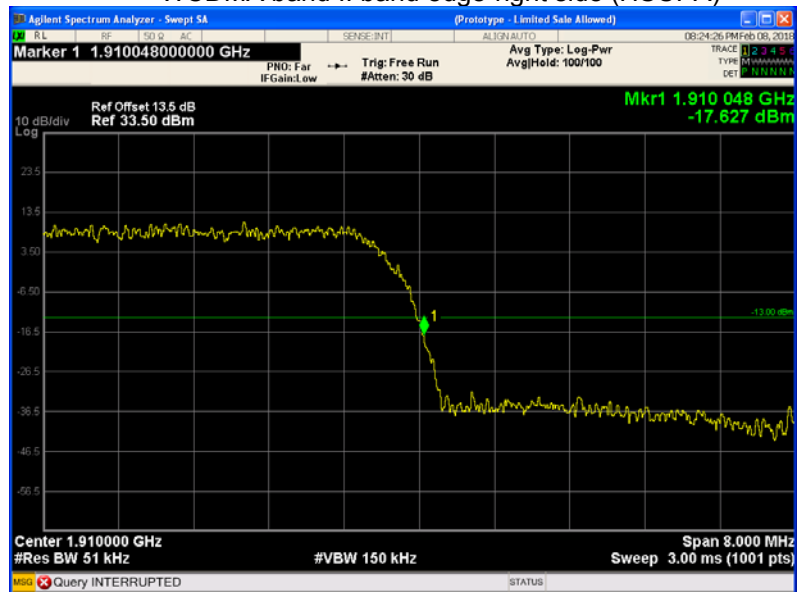
WCDMA band II band edge-right side (HSDPA)



WCDMA band II band edge-left side (HSUPA)

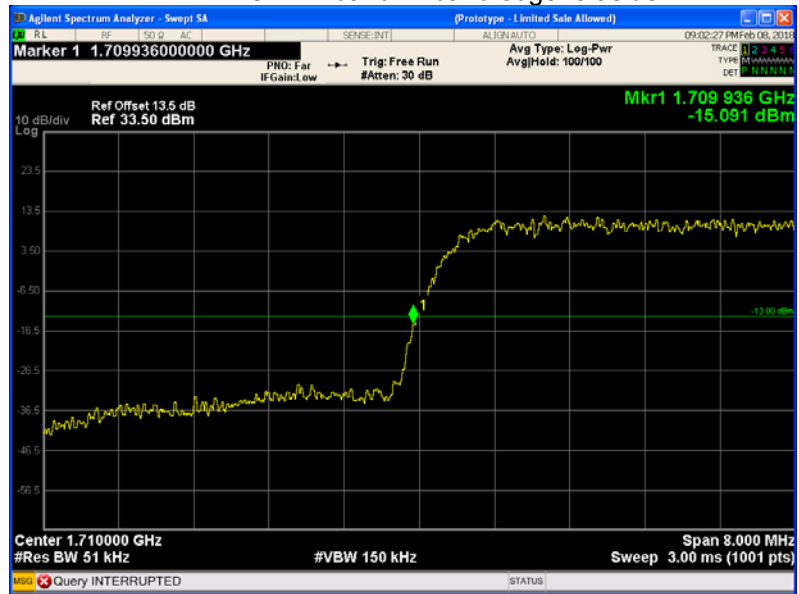


WCDMA band II band edge-right side (HSUPA)

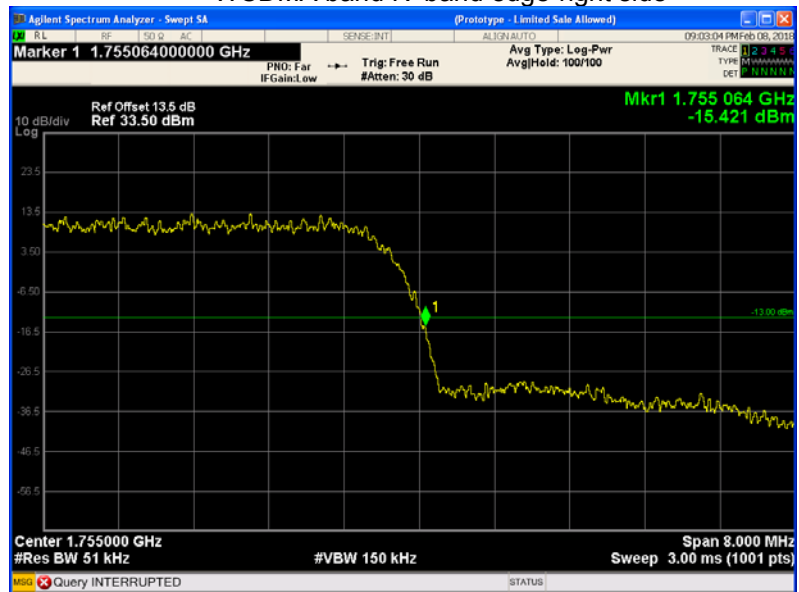


Part 27

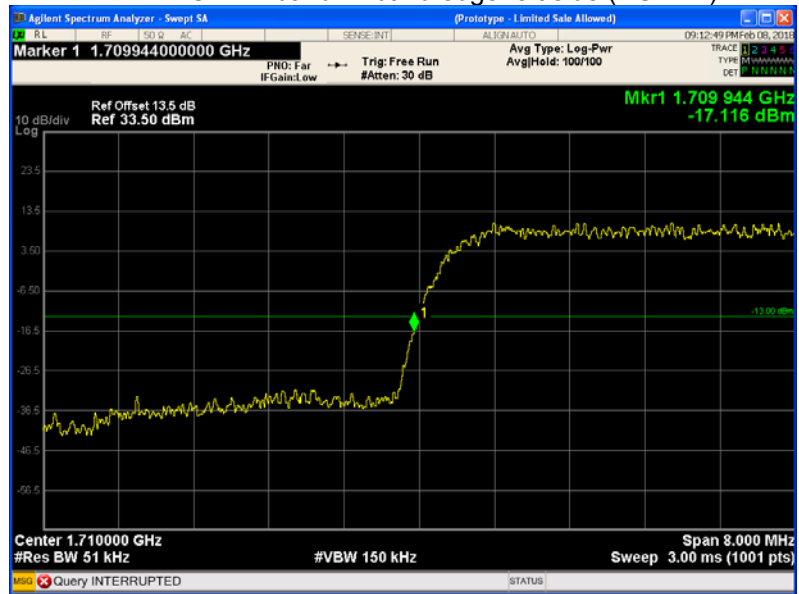
WCDMA band IV band edge-left side



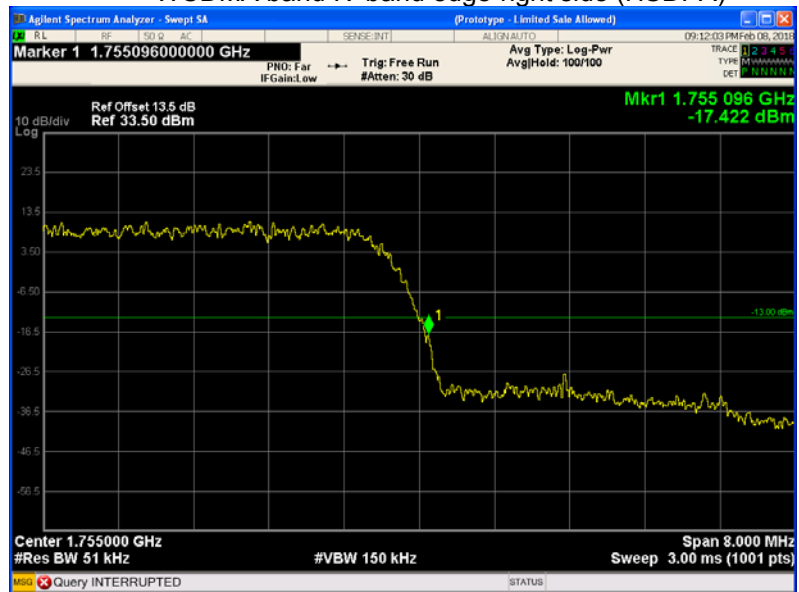
WCDMA band IV band edge-right side



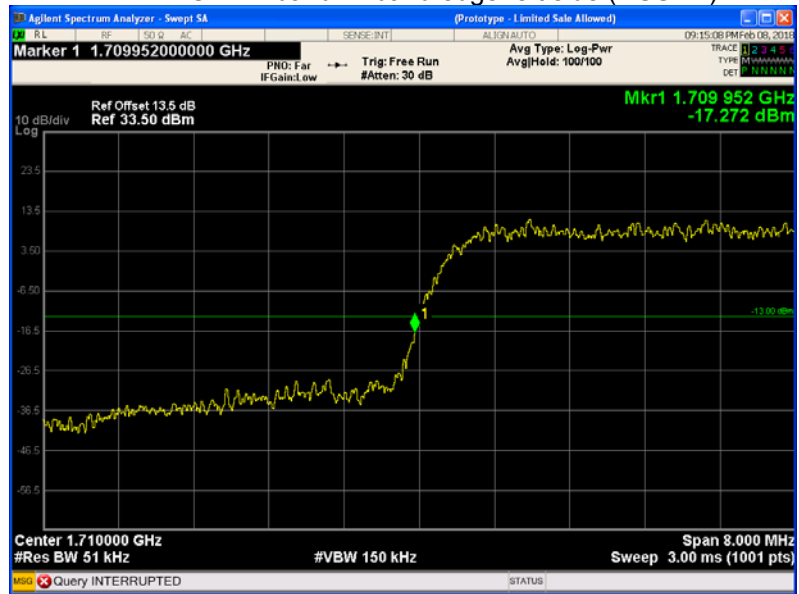
WCDMA band IV band edge-left side (HSDPA)



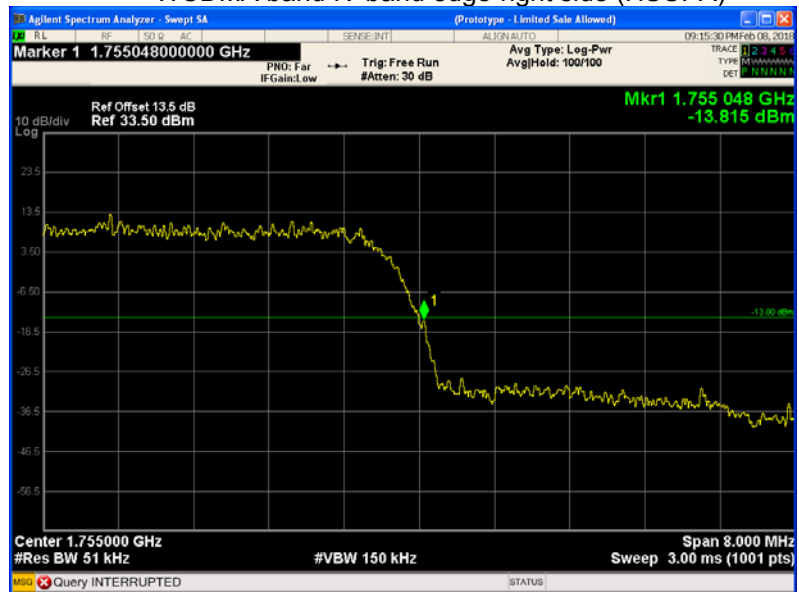
WCDMA band IV band edge-right side (HSDPA)



### WCDMA band IV band edge-left side (HSUPA)



### WCDMA band IV band edge-right side (HSUPA)





## 14 FREQUENCY STABILITY

|                   |  |
|-------------------|--|
| Test Requirement: | FCC Part 2.1055, 22.355, 24.235, 27.5(h),27.54 |
| Test Method:      | TIA/EIA-603-D:2010<br>KDB971168 D01 v03        |
| Test Mode:        | TX transmitting                                |

### 14.1 EUT Operation

Operating Environment :

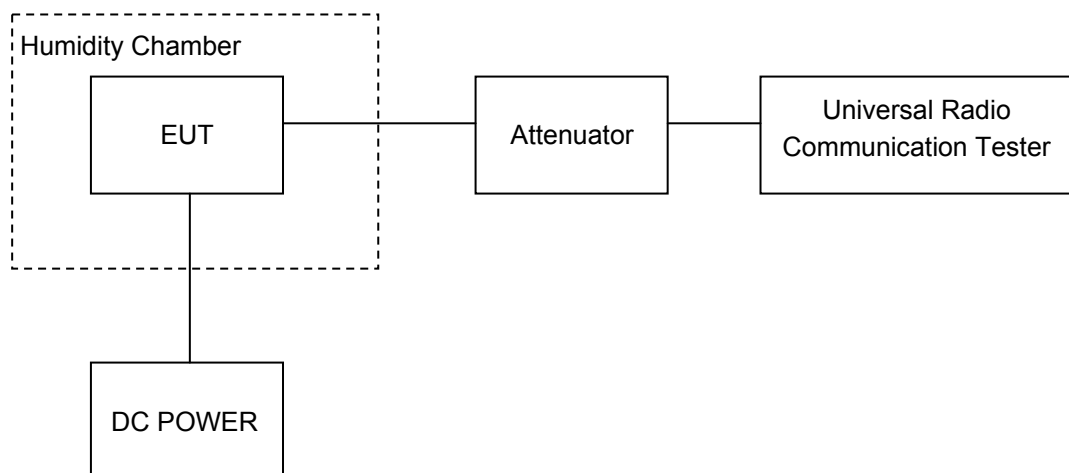
|                       |           |
|-----------------------|-----------|
| Temperature:          | 22.9 °C   |
| Humidity:             | 52.0 % RH |
| Atmospheric Pressure: | 101.3kPa  |

### 14.2 Test Procedure

Frequency Stability vs. Temperature: The equipment under test was connected to an external DC power supply and the RF output was connected to communication test set via feed-through attenuators. The EUT was placed inside the temperature chamber. The DC leads and RF output cable exited the chamber through an opening made for the purpose.

After the temperature stabilized for approximately 20 minutes, the frequency output was recorded from the communication test set.

Frequency Stability vs. Voltage: For hand carried, battery powered equipment; reduce primary supply voltage to the battery operating end point which shall be specified by the manufacturer.



### 14.3 Test Result

Cellular Band (Part 22H)

| GSM 850 Test Frequency:836.6MHz |                    |                      |                       |             |
|---------------------------------|--------------------|----------------------|-----------------------|-------------|
| Temperature (°C)                | Power Supply (VDC) | Frequency Error (Hz) | Frequency Error (ppm) | Limit (ppm) |
| 50                              | 3.8                | -5                   | -0.0060               | 2.5         |
| 40                              |                    | -2                   | -0.0024               | 2.5         |
| 30                              |                    | 0                    | 0.0000                | 2.5         |
| 20                              |                    | 0                    | 0.0000                | 2.5         |
| 10                              |                    | 6                    | 0.0072                | 2.5         |
| 0                               |                    | 6                    | 0.0072                | 2.5         |
| -10                             |                    | -1                   | -0.0012               | 2.5         |
| -20                             |                    | 4                    | 0.0048                | 2.5         |
| -30                             |                    | -3                   | -0.0036               | 2.5         |
| 20                              |                    | 3.3                  | -1                    | -0.0012     |
| 20                              | 4.2                | -6                   | -0.0072               | 2.5         |

| GPRS 850 Test Frequency:836.6MHz |                    |                      |                       |             |
|----------------------------------|--------------------|----------------------|-----------------------|-------------|
| Temperature (°C)                 | Power Supply (VDC) | Frequency Error (Hz) | Frequency Error (ppm) | Limit (ppm) |
| 50                               | 3.8                | -11                  | -0.0131               | 2.5         |
| 40                               |                    | 2                    | 0.0024                | 2.5         |
| 30                               |                    | -6                   | -0.0072               | 2.5         |
| 20                               |                    | -3                   | -0.0036               | 2.5         |
| 10                               |                    | 1                    | 0.0012                | 2.5         |
| 0                                |                    | 6                    | 0.0072                | 2.5         |
| -10                              |                    | 4                    | 0.0048                | 2.5         |
| -20                              |                    | 2                    | 0.0024                | 2.5         |
| -30                              |                    | -6                   | -0.0072               | 2.5         |
| 20                               |                    | 3.3                  | 1                     | 0.0012      |
| 20                               | 4.2                | -2                   | -0.0024               | 2.5         |

| EGPRS 850 Test Frequency:836.6MHz |                    |                      |                       |             |
|-----------------------------------|--------------------|----------------------|-----------------------|-------------|
| Temperature (°C)                  | Power Supply (VDC) | Frequency Error (Hz) | Frequency Error (ppm) | Limit (ppm) |
| 50                                | 3.8                | -1                   | -0.0012               | 2.5         |
| 40                                |                    | 5                    | 0.0060                | 2.5         |
| 30                                |                    | 9                    | 0.0108                | 2.5         |
| 20                                |                    | 2                    | 0.0024                | 2.5         |
| 10                                |                    | 5                    | 0.0060                | 2.5         |
| 0                                 |                    | -3                   | -0.0036               | 2.5         |
| -10                               |                    | 6                    | 0.0072                | 2.5         |
| -20                               |                    | -3                   | -0.0036               | 2.5         |
| -30                               |                    | 6                    | 0.0072                | 2.5         |
| 20                                | 3.3                | -2                   | -0.0024               | 2.5         |
| 20                                | 4.2                | 5                    | 0.0060                | 2.5         |

| WCDMA Band V Test Frequency:836.6MHz |                    |                      |                       |             |
|--------------------------------------|--------------------|----------------------|-----------------------|-------------|
| Temperature (°C)                     | Power Supply (VDC) | Frequency Error (Hz) | Frequency Error (ppm) | Limit (ppm) |
| 50                                   | 3.8                | -7                   | -0.0037               | 2.5         |
| 40                                   |                    | 1                    | 0.0005                | 2.5         |
| 30                                   |                    | 3                    | 0.0016                | 2.5         |
| 20                                   |                    | -2                   | -0.0011               | 2.5         |
| 10                                   |                    | -5                   | -0.0027               | 2.5         |
| 0                                    |                    | 4                    | 0.0021                | 2.5         |
| -10                                  |                    | -6                   | -0.0032               | 2.5         |
| -20                                  |                    | 2                    | 0.0011                | 2.5         |
| -30                                  |                    | -4                   | -0.0021               | 2.5         |
| 20                                   | 3.3                | -5                   | -0.0027               | 2.5         |
| 20                                   | 4.2                | -3                   | -0.0016               | 2.5         |

| WCDMA Band V Test Frequency:836.6MHz(HSDPA) |                    |                      |                       |             |
|---|--------------------|----------------------|-----------------------|-------------|
| Temperature (°C)                            | Power Supply (VDC) | Frequency Error (Hz) | Frequency Error (ppm) | Limit (ppm) |
| 50  | 3.8                | -7                   | -0.0084               | 2.5         |
| 40  |                    | -8                   | -0.0096               | 2.5         |
| 30  |                    | -10                  | -0.0120               | 2.5         |
| 20  |                    | -2                   | -0.0024               | 2.5         |
| 10  |                    | 6                    | 0.0072                | 2.5         |
| 0   |                    | -7                   | -0.0084               | 2.5         |
| -10   |                    | -9                   | -0.0108               | 2.5         |
| -20   |                    | -4                   | -0.0048               | 2.5         |
| -30   |                    | 7                    | 0.0084                | 2.5         |
| 20  |                    | 3.3                  | -1                    | -0.0012     |
| 20  | 4.2                | -9                   | -0.0108               | 2.5         |

| WCDMA Band V Test Frequency:836.6MHz(HSUPA) |                    |                      |                       |             |
|---|--------------------|----------------------|-----------------------|-------------|
| Temperature (°C)                            | Power Supply (VDC) | Frequency Error (Hz) | Frequency Error (ppm) | Limit (ppm) |
| 50  | 3.8                | -2                   | -0.0024               | 2.5         |
| 40  |                    | -11                  | -0.0132               | 2.5         |
| 30  |                    | -2                   | -0.0024               | 2.5         |
| 20  |                    | -4                   | -0.0048               | 2.5         |
| 10  |                    | -4                   | -0.0048               | 2.5         |
| 0   |                    | -6                   | -0.0072               | 2.5         |
| -10   |                    | -11                  | -0.0132               | 2.5         |
| -20   |                    | 3                    | 0.0036                | 2.5         |
| -30   |                    | -9                   | -0.0108               | 2.5         |
| 20  |                    | 3.3                  | -5                    | -0.0060     |
| 20  | 4.2                | 3                    | 0.0036                | 2.5         |

## PCS Band (Part 24E)

| PCS 1900 Test Frequency:1880.0MHz |                    |                      |                       |             |
|-----------------------------------|--------------------|----------------------|-----------------------|-------------|
| Temperature (°C)                  | Power Supply (VDC) | Frequency Error (Hz) | Frequency Error (ppm) | Limit (ppm) |
| 50                                | 3.8                | 9                    | 0.0048                | 2.5         |
| 40                                |                    | 7                    | 0.0037                | 2.5         |
| 30                                |                    | -1                   | -0.0005               | 2.5         |
| 20                                |                    | 1                    | 0.0005                | 2.5         |
| 10                                |                    | -2                   | -0.0011               | 2.5         |
| 0                                 |                    | -4                   | -0.0021               | 2.5         |
| -10                               |                    | -5                   | -0.0027               | 2.5         |
| -20                               |                    | -7                   | -0.0037               | 2.5         |
| -30                               |                    | -8                   | -0.0043               | 2.5         |
| 20                                |                    | 3.3                  | -4                    | -0.0021     |
| 20                                | 4.2                | -3                   | -0.0016               | 2.5         |

| GPRS 1900 Test Frequency:1880.0MHz |                    |                      |                       |             |
|------------------------------------|--------------------|----------------------|-----------------------|-------------|
| Temperature (°C)                   | Power Supply (VDC) | Frequency Error (Hz) | Frequency Error (ppm) | Limit (ppm) |
| 50                                 | 3.8                | -3                   | -0.0016               | 2.5         |
| 40                                 |                    | -2                   | -0.0011               | 2.5         |
| 30                                 |                    | 6                    | 0.0032                | 2.5         |
| 20                                 |                    | -2                   | -0.0011               | 2.5         |
| 10                                 |                    | -8                   | -0.0043               | 2.5         |
| 0                                  |                    | -4                   | -0.0021               | 2.5         |
| -10                                |                    | -1                   | -0.0005               | 2.5         |
| -20                                |                    | -11                  | -0.0059               | 2.5         |
| -30                                |                    | -11                  | -0.0059               | 2.5         |
| 20                                 |                    | 3.3                  | -4                    | -0.0021     |
| 20                                 | 4.2                | -1                   | -0.0005               | 2.5         |

| EGPRS 1900 Test Frequency:1880.0MHz |                    |                      |                       |             |
|-------------------------------------|--------------------|----------------------|-----------------------|-------------|
| Temperature (°C)                    | Power Supply (VDC) | Frequency Error (Hz) | Frequency Error (ppm) | Limit (ppm) |
| 50                                  | 3.8                | 23                   | 0.0122                | 2.5         |
| 40                                  |                    | 29                   | 0.0154                | 2.5         |
| 30                                  |                    | 19                   | 0.0101                | 2.5         |
| 20                                  |                    | 20                   | 0.0106                | 2.5         |
| 10                                  |                    | 13                   | 0.0069                | 2.5         |
| 0                                   |                    | 15                   | 0.0080                | 2.5         |
| -10                                 |                    | 15                   | 0.0080                | 2.5         |
| -20                                 |                    | 20                   | 0.0106                | 2.5         |
| -30                                 |                    | 22                   | 0.0117                | 2.5         |
| 20                                  |                    | 3.3                  | 20                    | 0.0106      |
| 20                                  | 4.2                | 22                   | 0.0117                | 2.5         |

| WCDMA Band II Test Frequency:1880.0MHz |                    |                      |                       |             |
|--|--------------------|----------------------|-----------------------|-------------|
| Temperature (°C)                       | Power Supply (VDC) | Frequency Error (Hz) | Frequency Error (ppm) | Limit (ppm) |
| 50                                     | 3.8                | 7                    | 0.0037                | 2.5         |
| 40                                     |                    | -4                   | -0.0021               | 2.5         |
| 30                                     |                    | -8                   | -0.0043               | 2.5         |
| 20                                     |                    | 1                    | 0.0005                | 2.5         |
| 10                                     |                    | 7                    | 0.0037                | 2.5         |
| 0                                      |                    | -7                   | -0.0037               | 2.5         |
| -10                                    |                    | -1                   | -0.0005               | 2.5         |
| -20                                    |                    | 10                   | 0.0053                | 2.5         |
| -30                                    |                    | -2                   | -0.0011               | 2.5         |
| 20                                     |                    | 3.3                  | -7                    | -0.0037     |
| 20                                     | 4.2                | 4                    | 0.0021                | 2.5         |

| WCDMA Band II Test Frequency:1880.0MHz(HSDPA) |                    |                      |                       |             |
|---|--------------------|----------------------|-----------------------|-------------|
| Temperature (°C)                              | Power Supply (VDC) | Frequency Error (Hz) | Frequency Error (ppm) | Limit (ppm) |
| 50  | 3.8                | -1                   | -0.0005               | 2.5         |
| 40  |                    | 5                    | 0.0027                | 2.5         |
| 30  |                    | -3                   | -0.0016               | 2.5         |
| 20  |                    | -3                   | -0.0016               | 2.5         |
| 10  |                    | 3                    | 0.0016                | 2.5         |
| 0   |                    | -5                   | -0.0027               | 2.5         |
| -10   |                    | 1                    | 0.0005                | 2.5         |
| -20   |                    | -3                   | -0.0016               | 2.5         |
| -30   |                    | 2                    | 0.0011                | 2.5         |
| 20  |                    | 3.3                  | 3                     | 0.0016      |
| 20  | 4.2                | -11                  | -0.0059               | 2.5         |

| WCDMA Band II Test Frequency:1880.0MHz(HSUPA) |                    |                      |                       |             |
|---|--------------------|----------------------|-----------------------|-------------|
| Temperature (°C)                              | Power Supply (VDC) | Frequency Error (Hz) | Frequency Error (ppm) | Limit (ppm) |
| 50  | 3.8                | 5                    | 0.0027                | 2.5         |
| 40  |                    | -7                   | -0.0037               | 2.5         |
| 30  |                    | 3                    | 0.0016                | 2.5         |
| 20  |                    | -2                   | -0.0011               | 2.5         |
| 10  |                    | -9                   | -0.0048               | 2.5         |
| 0   |                    | -6                   | -0.0032               | 2.5         |
| -10   |                    | -2                   | -0.0011               | 2.5         |
| -20   |                    | -3                   | -0.0016               | 2.5         |
| -30   |                    | 1                    | 0.0005                | 2.5         |
| 20  |                    | 3.3                  | -8                    | -0.0043     |
| 20  | 4.2                | 4                    | 0.0021                | 2.5         |

## Part 27

| WCDMA Band IV Test Frequency:1732.6MHz |                    |                      |                       |             |
|--|--------------------|----------------------|-----------------------|-------------|
| Temperature (°C)                       | Power Supply (VDC) | Frequency Error (Hz) | Frequency Error (ppm) | Limit (ppm) |
| 50                                     | 3.8                | 4                    | 0.0023                | 2.5         |
| 40                                     |                    | -5                   | -0.0029               | 2.5         |
| 30                                     |                    | 9                    | 0.0052                | 2.5         |
| 20                                     |                    | 3                    | 0.0017                | 2.5         |
| 10                                     |                    | 6                    | 0.0035                | 2.5         |
| 0                                      |                    | 3                    | 0.0017                | 2.5         |
| -10                                    |                    | 5                    | 0.0029                | 2.5         |
| -20                                    |                    | 7                    | 0.0040                | 2.5         |
| -30                                    |                    | 9                    | 0.0052                | 2.5         |
| 20                                     |                    | 3.3                  | 10                    | 0.0058      |
| 20                                     | 4.2                | 11                   | 0.0063                | 2.5         |

| WCDMA Band IV Test Frequency:1732.6MHz (HSDPA) |                    |                      |                       |             |
|--|--------------------|----------------------|-----------------------|-------------|
| Temperature (°C)                               | Power Supply (VDC) | Frequency Error (Hz) | Frequency Error (ppm) | Limit (ppm) |
| 50   | 3.8                | 4                    | 0.0023                | 2.5         |
| 40   |                    | -5                   | -0.0029               | 2.5         |
| 30   |                    | 9                    | 0.0052                | 2.5         |
| 20   |                    | 3                    | 0.0017                | 2.5         |
| 10   |                    | 6                    | 0.0035                | 2.5         |
| 0  |                    | 3                    | 0.0017                | 2.5         |
| -10  |                    | 5                    | 0.0029                | 2.5         |
| -20  |                    | 7                    | 0.0040                | 2.5         |
| -30  |                    | 9                    | 0.0052                | 2.5         |
| 20   |                    | 3.3                  | 10                    | 0.0058      |
| 20   | 4.2                | 11                   | 0.0063                | 2.5         |



| WCDMA Band IV Test Frequency:1732.6MHz (HSUPA) |                    |                      |                       |             |
|--|--------------------|----------------------|-----------------------|-------------|
| Temperature (°C)                               | Power Supply (VDC) | Frequency Error (Hz) | Frequency Error (ppm) | Limit (ppm) |
| 50   | 3.8                | 4                    | 0.0023                | 2.5         |
| 40   |                    | -5                   | -0.0029               | 2.5         |
| 30   |                    | 9                    | 0.0052                | 2.5         |
| 20   |                    | 3                    | 0.0017                | 2.5         |
| 10   |                    | 6                    | 0.0035                | 2.5         |
| 0  |                    | 3                    | 0.0017                | 2.5         |
| -10  |                    | 5                    | 0.0029                | 2.5         |
| -20  |                    | 7                    | 0.0040                | 2.5         |
| -30  |                    | 9                    | 0.0052                | 2.5         |
| 20   |                    | 3.3                  | 10                    | 0.0058      |
| 20   | 4.2                | 11                   | 0.0063                | 2.5         |

## **15 RF Exposure**

Remark: refer to SAR test report: WTS18S02102713-1W.

