



## TEST REPORT

Product Name: Smart phone  
FCC ID: 2ANMU-C38  
Trademark: OUKITEL  
Model Number: C38, C38 S, C38 Pro, C38 Ultra  
Prepared For: SHENZHEN YUNJI INTELLIGENT TECHNOLOGY CO.,LTD  
Address: A2 2F BUILDING ENET NEW INDUSTRIAL PARK, DAFU INDUSTRIAL ZONE, GU ANLAN, LONGHUA, SHENZHEN, 518XXX China  
Manufacturer: SHENZHEN YUNJI INTELLIGENT TECHNOLOGY CO.,LTD  
Address: A2 2F BUILDING ENET NEW INDUSTRIAL PARK, DAFU INDUSTRIAL ZONE, GU ANLAN, LONGHUA, SHENZHEN, 518XXX China  
Prepared By: Shenzhen CTB Testing Technology Co., Ltd.  
Address: 1&2/F., Building A, No.26, Xinhe Road, Xinqiao, Xinqiao Street, Bao'an District, Shenzhen, Guangdong, China  
Sample Received Date: Dec. 05, 2023  
Sample tested Date: Dec. 05, 2023 to Feb. 27, 2024  
Issue Date: Feb. 27, 2024  
Report No.: CTB231219048RHX  
FCC 47 CFR Part2(2.1093), FCC 47 CFR Part1(1.1310)  
Test Standards FCC 47 CFR Part1(1.1307), ANSI/IEEE C95.1-2019  
IEEE 1528-2013 & Published RF Exposure KDB Procedures  
Test Results PASS  
Remark: This is SAR test report.

Compiled by:

Reviewed by:

Approved by:

*Zhang Mao cheng*

*Martin Feng*



Zhang Mao cheng

Martin Feng

Rita Xiao / Director

Note: If there is any objection to the inspection results in this report, please submit a written report to the company within 15 days from the date of receiving the report. The test report is effective only with both signature and specialized stamp. This result(s) shown in this report refer only to the sample(s) tested. Without written approval of Shenzhen CTB Testing Technology Co., Ltd. this report can't be reproduced except in full. The tested sample(s) and the sample information are provided by the client. "\*" indicates the testing items were fulfilled by subcontracted lab. "#" indicates the items are not in CNAS accreditation scope.



## Contents

|   | Page      |
|---|-----------|
| 1 COVER PAGE.....   | 1         |
| <b>1. VERSION.....</b>  | <b>4</b>  |
| <b>2. PRODUCT INFORMATION AND TEST SETUP.....</b>                 | <b>5</b>  |
| 2.1 PRODUCT INFORMATION .....                                     | 5         |
| <b>3 EQUIPMENT USED DURING TEST .....</b>                         | <b>7</b>  |
| 3.1 EQUIPMENT LIST .....  | 7         |
| 3.2 TEST EQUIPMENT CALIBRATION .....                              | 8         |
| <b>4 SAR INTRODUCTION.....</b>                                    | <b>9</b>  |
| 4.1 INTRODUCTION.....   | 9         |
| 4.2 SAR DEFINITION .....  | 9         |
| <b>5 SAR MEASUREMENT SETUP .....</b>                              | <b>10</b> |
| 5.1 SAR MEASUREMENT SETUP .....                                   | 10        |
| 5.2 DASY5 E-FIELD PROBE SYSTEM .....                              | 11        |
| 5.3 PROBE SPECIFICATION.....                                      | 11        |
| 5.4 ISOTROPIC E-FIELD PROBE.....                                  | 11        |
| 5.5 PHANTOMS .....  | 12        |
| 5.6 DEVICE HOLDER.....  | 12        |
| <b>6 SAR TEST PROCEDURE .....</b>                                 | <b>14</b> |
| 6.1 SCANNING PROCEDURE.....                                       | 14        |
| 6.2 EXTRAPOLATION .....   | 17        |
| 6.3 EAR REFERENCE POINT .....                                     | 17        |
| 6.4 DEVICE REFERENCE POINTS.....                                  | 17        |
| 6.5 TEST CONFIGURATION – POSITIONING FOR CHEEK / TOUCH.....       | 17        |
| 6.6 TEST CONFIGURATION – POSITIONING FOR EAR / 15° TILT .....     | 19        |
| 6.7 TEST POSITION – BODY CONFIGURATIONS.....                      | 19        |
| <b>7 EXPOSURE LIMIT.....</b>                                      | <b>20</b> |
| 7.1 UNCONTROLLED ENVIRONMENT.....                                 | 20        |
| 7.2 CONTROLLED ENVIRONMENT.....                                   | 20        |
| <b>8 SYSTEM AND LIQUID VALIDATION .....</b>                       | <b>21</b> |
| 8.1 SYSTEM VALIDATION.....  | 21        |
| 8.2 LIQUID VALIDATION.....  | 23        |
| 8.3 TISSUE DIELECTRIC PARAMETERS FOR HEAD AND BODY PHANTOMS ..... | 24        |
| <b>9 SYSTEM VERIFICATION PLOTS .....</b>                          | <b>26</b> |
| <b>10 TYPE A MEASUREMENT UNCERTAINTY.....</b>                     | <b>34</b> |
| <b>11 OUTPUT POWER VERIFICATION .....</b>                         | <b>36</b> |
| 11.1 TEST CONDITION: .....  | 36        |
| 11.2 TEST PROCEDURES: .....                                       | 36        |
| <b>12 EXPOSURE CONDITIONS CONSIDERATION.....</b>                  | <b>69</b> |
| <b>13 RF EXPOSURE.....</b>  | <b>70</b> |



**14 SAR TEST RESULTS ..... 71**

14.1 TEST CONDITION: ..... 71

14.2 GENERALLY TEST PROCEDURES:..... 71

14.3 SAR SUMMARY TEST RESULT: ..... 72

14.4 MEASUREMENT VARIABILITY CONSIDERATION ..... 85

14.5 SIMULTANEOUS TRANSMISSION SAR ANALYSIS. .... 87

**15 SAR MEASUREMENT REFERENCE ..... 97**

**16 MAXIMUM SAR MEASUREMENT PLOTS ..... 98**

**17 CALIBRATION REPORTS-PROBE AND DIPOLE ..... 124**

**18 SAR SYSTEM PHOTOS..... 125**

**19 SETUP PHOTO..... 126**

**20 EUT PHOTOS..... 128**



**1. Version**

| Report No.      | Issue Date    | Description | Approved |
|-----------------|---------------|-------------|----------|
| CTB231219048RHX | Feb. 27, 2024 | Original    | Valid    |

## 2. PRODUCT INFORMATION AND TEST SETUP

### 2.1 Product Information

|                           |  |
|---------------------------|--|
| Model(s):                 | C38, C38 S, C38 Pro, C38 Ultra   |
| Model Description:        | All the model are the same circuit and RF module, only different for model name. Test sample model: C38  |
| Bluetooth Version:        | Bluetooth 5.0  |
| 2.4G Wi-Fi Specification: | IEEE 802.11b/g/n   |
| 5G Wi-Fi Specification:   | IEEE 802.11a/b/g/n/ac  |
| Hardware Version:         | M617-MUB-V2  |
| Software Version:         | OUKITEL_C38_EEA_V03  |
| Operation Frequency:      | Bluetooth: 2402-2480MHz<br>WiFi: IEEE 802.11b/g/n 20: 2412-2462MHz/ 11 channel<br>IEEE 802.11n 40: 2422-2452MHz/ 7 channel<br>IEEE 802.11a/n/ac(20M): 5150MHz ~5250MHz/ 4 channel<br>IEEE 802.11n/ac(40M): 5150MHz ~5250MHz/ 2 channel<br>IEEE 802.11ac(80M): 5150MHz ~5250MHz/ 1 channel<br>IEEE 802.11a/n/ac(20M): 5725MHz ~5850MHz/ 5 channel<br>IEEE 802.11n/ac(40M): 5725MHz ~5850MHz/ 2 channel<br>IEEE 802.11ac(80M): 5725MHz ~5850MHz/ 1 channel<br>GSM/GPRS/EDGE 850: 824~849MHz<br>GSM/GPRS/EDGE 1900: 1850~1910MHz<br>WCDMA Band 2: 1850~1910MHz<br>WCDMA Band 5: 824~849MHz<br>FDD-LTE BAND 2:1850-1910MHz<br>FDD-LTE BAND 4:1710-1755MHz<br>FDD-LTE BAND 5:824-849MHz<br>FDD-LTE BAND 7:2500-2570MHz<br>FDD-LTE BAND 12: 699-716MHz<br>FDD-LTE BAND 17:704-716MHz |
| Max. RF output power:     | Bluetooth: 6.742dBm<br>WiFi (2.4G) : 16.406dBm<br>WiFi (5G): 11.71dBm<br>GSM850: 32.79dBm<br>GSM1900: 29.24dBm<br>WCDMA Band 2: 22.22dBm<br>WCDMA Band 5: 23.62dBm<br>FDD-LTE BAND 2: 22.89dBm   |

|                       |  |
|-----------------------|--|
|                       | FDD-LTE BAND 4: 23.39dBm   |
|                       | FDD-LTE BAND 5: 23.39dBm   |
|                       | FDD-LTE BAND 7: 22.15dBm   |
|                       | FDD-LTE BAND 12: 23.66dBm  |
|                       | FDD-LTE BAND 17: 23.59dBm  |
| Max.SAR:              | 0.39 W/Kg 1g Head Tissue<br>0.41 W/Kg 1g Body Tissue<br>0.41 W/Kg 1g Hotspot   |
| Max Simultaneous SAR  | 0.79 W/Kg  |
| Type of Modulation:   | Bluetooth: GFSK, $\pi/4$ DQPSK, 8DPSK<br>WiFi(2.4G): DSSS, OFDM, CCK<br>WiFi(5.2&5.8G): OFDM<br>GMSK, BPSK<br>QPSK, 16QAM  |
| Antenna installation: | Internal antenna   |
| Antenna Gain:         | Bluetooth: 0.35dBi<br>WiFi (2.4G) : 0.35dBi<br>WiFi(5.2&5.8G): 2.67dBi<br>GSM850: -2.33dBi<br>GSM1900: -1.02dBi<br>WCDMA Band 2: -1.02dBi<br>WCDMA Band 5: -2.33dBi<br>FDD-LTE BAND 2:-1.02 dBi<br>FDD-LTE BAND 4: -2 dBi<br>FDD-LTE LTE BAND 5: -2.33dBi<br>FDD-LTE BAND 7: -0.91 dBi<br>FDD-LTE BAND 12: -2.65 dBi<br>FDD-LTE BAND 17: -2.65 dBi |
| Ratings:              | DC 5V charging from adapter<br>DC 3.87V from battery   |



### 3 Equipment Used during Test

#### 3.1 Equipment List

| Name of Equipment            | Manufacturer | Type/Model            | Serial Number | Calibration Date | Calibration Due |
|------------------------------|--------------|-----------------------|---------------|------------------|-----------------|
| Data acquisition electronics | SPEAG        | DAE4                  | 881           | 2023/7/14        | 2024/7/13       |
| Dosimetric E-field Probes    | SPEAG        | ES3DV3                | 3089          | 2023/7/14        | 2024/7/13       |
| Dosimetric E-field Probes    | SPEAG        | EX3DV4                | 7769          | 2023/9/10        | 2024/9/9        |
| SAR test software            | SPEAG        | DASY 52               | 52.10.3.1513  | /                | /               |
| Dipole                       | SPEAG        | D750V3                | 1088          | 2022/9/19        | 2025/9/18       |
| Dipole                       | SPEAG        | D835V2                | 4d125         | 2022/9/20        | 2025/9/19       |
| Dipole                       | SPEAG        | D1800V2               | 2d104         | 2022/9/21        | 2025/9/20       |
| Dipole                       | SPEAG        | D1900V2               | 5d145         | 2022/10/8        | 2025/10/7       |
| Dipole                       | SPEAG        | D2450V2               | 801           | 2022/9/19        | 2025/9/18       |
| Dipole                       | SPEAG        | D2600V2               | 1101          | 2023/1/12        | 2026/1/11       |
| Dipole                       | SPEAG        | D5GHzV2               | 1190          | 2022/9/16        | 2025/9/15       |
| Communication test set       | R&S          | CMW500                | 108058        | 2023/7/5         | 2024/7/04       |
| Network analyzer             | R&S          | ZVB 8                 | 100348        | 2023/7/5         | 2024/7/04       |
| Dielectric Assessment Kit    | SPEAG        | DAK-3.5               | 1076          | /                | /               |
| power meter                  | Agilent      | E4419B                | N10149        | 2023/7/5         | 2024/7/04       |
| MXA signal analyzer          | Agilent      | N5181A                | MY49060920    | 2023/7/5         | 2024/7/04       |
| RF Power Meter               | Agilent      | E9301A                | MY41495675    | 2023/7/5         | 2024/7/04       |
| Amplifier 300-4200MHz        | SHW          | SHWPA-00300420P3040-S | 22110401      | 2023/7/5         | 2024/7/04       |
| Amplifier 2-8GHz             | SHW          | SHWPA-02000800P3035-S | 202211040001  | 2023/7/5         | 2024/7/04       |

### 3.2 Test Equipment Calibration

All the test equipments used are valid and calibrated by CEPREI Certification Body that address is No.110 Dongguan Zhuang RD. Guangzhou, P.R.China.

FCC Test Firm Registration Number: 292923

IC Registered No.:25587

CAB identifier: CN0098



## 4 SAR Introduction

### 4.1 Introduction

This measurement report shows compliance of the EUT with ANSI/IEEE C95.1-2006 and FCC 47 CFR Part2 (2.1093).The test procedures, as described in IEEE 1528-2013 Standard for IEEE Recommended Practice for Determining the Peak Spatial-Average Specific Absorption Rate (SAR) in the Human Head from Wireless Communications Devices: Measurement Techniques(300MHz~6GHz) and Published RF Exposure KDB Procedures

### 4.2 SAR Definition

- ▶ SAR : Specific Absorption Rate
- ▶ The SAR characterize the absorption of energy by a quantity of tissue
- ▶ This is related to a increase of the temperature of these tissues during a time period.

$$DAS = \frac{d}{dt} \left( \frac{dW}{dm} \right) = \frac{d}{dt} \left( \frac{dW}{\rho dV} \right)$$

$$DAS = \frac{\sigma E^2}{\rho}$$

$$DAS = c_h \left. \frac{dT}{dt} \right|_{t=0}$$

### SAR definition

$$SAR = \frac{\sigma E^2}{\rho}$$

▶ SAR : Specific Absorption Rate

- $\sigma$  : Liquid conductivity

- $\epsilon_r = \epsilon' - j\epsilon''$  (complex permittivity of liquid)

- $\sigma = \frac{\epsilon'' \omega}{\epsilon_0}$

- $\rho$ : Liquid density

- $\rho = 1000 \text{ g/L} = 1000\text{Kg/m}^3$

where:

- $\sigma$  = conductivity of the tissue (S/m)
- $\rho$  = mass density of the tissue (kg/m<sup>3</sup>)
- $E$  = rms electric field strength (V/m)

## 5 SAR Measurement Setup

### 5.1 SAR MEASUREMENT SETUP

The DASY5 system for performing compliance tests consists of the following items:

A standard high precision 6-axis robot (Stäubli RX family) with controller and software. An arm extension for accommodating the data acquisition electronics (DAE).

A dosimetric probe, i.e. an isotropic E-field probe optimized and calibrated for usage in tissue simulating liquid. The probe is equipped with an optical surface detector system.

A data acquisition electronic (DAE) which performs the signal amplification, signal multiplexing, AD-conversion, offset measurements, mechanical surface detection, collision detection, etc. The unit is battery powered with standard or rechargeable batteries. The signal is optically transmitted to the EOC.

A unit to operate the optical surface detector which is connected to the EOC.

The Electro-Optical Coupler (EOC) performs the conversion from the optical into a digital electric signal of the DAE.

The EOC is connected to the DASY5 measurement server.

The DASY5 measurement server, which performs all real-time data evaluation for field measurements and surface detection, controls robot movements and handles safety operation. A computer operating Windows 2003.

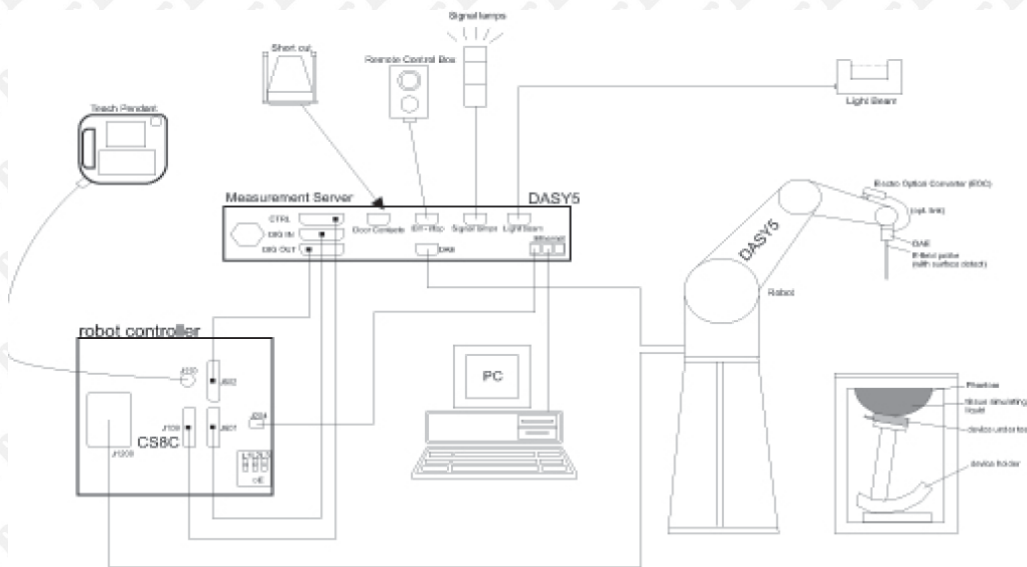
DASY5 software and SEMCAD data evaluation software.

Remote control with teach panel and additional circuitry for robot safety such as warning lamps, etc. The generic twin phantom enabling the testing of left-hand and right-hand usage.

The device holder for handheld Mobile Phones.

Tissue simulating liquid mixed according to the given recipes.

System validation dipoles allowing to validate the proper functioning of the system.



### 5.2 DASY5 E-field Probe System

The SAR measurements were conducted with the dosimetric probe EX3DV4 (manufactured by SPEAG), designed in the classical triangular configuration and optimized for dosimetric evaluation.

### 5.3 Probe Specification

Construction Symmetrical design with triangular core  
 Interleaved sensors  
 Built-in shielding against static charges  
 PEEK enclosure material (resistant to organic solvents, e.g., DGBE)

Calibration ISO/IEC 17025 calibration service available.

Frequency 4 MHz – 10 GHz  
 Linearity:  $\pm 0.2$  dB (30 MHz – 10 GHz)  
 Directivity  $\pm 0.1$  dB in TSL (rotation around probe axis)  
 $\pm 0.3$  dB in TSL (rotation normal to probe axis)  
 Dynamic Range 10  $\mu$ W/g – >100 W/kg  
 Linearity:  $\pm 0.2$  dB (noise: typically <1  $\mu$ W/g)

Dimensions Overall length: 337 mm (tip: 20 mm)  
 Tip diameter: 2.5 mm (body: 12 mm)  
 Typical distance from probe tip to dipole centers: 1 mm

Application General dosimetry up to 10 GHz  
 Dosimetry in strong gradient fields  
 Compliance tests of Mobile Phones

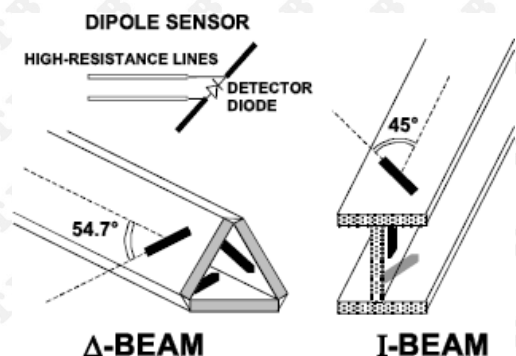
Compatibility DASY3, DASY4, DASY52 SAR and higher, EASY4/MRI



### 5.4 Isotropic E-Field Probe

The isotropic E-Field probe has been fully calibrated and assessed for isotropicity, and boundary effect within a controlled environment. Depending on the frequency for which the probe is calibrated the method utilized for calibration will change.

The E-Field probe utilizes a triangular sensor arrangement as detailed in the diagram below:





### 5.5 Phantoms

The phantom used for all tests i.e. for both system checks and device testing, was the twin-headed "SAM Phantom", manufactured by SPEAG. The SAM twin phantom is a fiberglass shell phantom with 2mm shell thickness (except the ear region, where shell thickness increases to 6mm).

System checking was performed using the flat section, whilst Head SAR tests used the left and right head profile sections. Body SAR testing also used the flat section between the head profiles.



SAM Twin Phantom

### 5.6 Device Holder

The device was placed in the device holder (illustrated below) that is supplied by SPEAG as an integral part of the DASY system.

The DASY device holder is designed to cope with the different positions given in the standard. It has two scales for device rotation (with respect to the body axis) and device inclination (with respect to the line between the ear reference points). The rotation centers for both scales is the ear reference point (ERP). Thus the device needs no repositioning when changing the angles.



Device holder supplied by SPEAG



## 6 SAR Test Procedure

### 6.1 Scanning Procedure

The DASY5 installation includes predefined files with recommended procedures for measurements and validation. They are read-only document files and destined as fully defined but unmeasured masks. All test positions (head or body-worn) are tested with the same configuration of test steps differing only in the grid definition for the different test positions.

The “reference” and “drift” measurements are located at the beginning and end of the batch process. They measure the field drift at one single point in the liquid over the complete procedure. The indicated drift is mainly the variation of the DUT's output power and should vary max.  $\pm 5\%$ .

The “surface check” measurement tests the optical surface detection system of the DASY5 system by repeatedly detecting the surface with the optical and mechanical surface detector and comparing the results. The output gives the detecting heights of both systems, the difference between the two systems and the standard deviation of the detection repeatability. Air bubbles or refraction in the liquid due to separation of the sugar-water mixture gives poor repeatability (above  $\pm 0.1\text{mm}$ ). To prevent wrong results tests are only executed when the liquid is free of air bubbles. The difference between the optical surface detection and the actual surface depends on the probe and is specified with each probe (It does not depend on the surface reflectivity or the probe angle to the surface within  $\pm 30^\circ$ .)

#### Area Scan

The Area Scan is used as a fast scan in two dimensions to find the area of high field values before running a detailed measurement around the hot spot. Before starting the area scan a grid spacing of 15 mm x 15 mm is set. During the scan the distance of the probe to the phantom remains unchanged. After finishing area scan, the field maxima within a range of 2 dB will be ascertained.

#### Zoom Scan

Zoom Scans are used to estimate the peak spatial SAR values within a cubic averaging volume containing 1 g and 10 g of simulated tissue. The default Zoom Scan is done by 7x7x5 points within a cube whose base is centered around the maxima found in the preceding area scan.

#### Spatial Peak Detection

The procedure for spatial peak SAR evaluation has been implemented and can determine values of masses of 1g and 10g, as well as for user-specific masses. The DASY5 system allows evaluations that combine measured data and robot positions, such as: • maximum search • extrapolation • boundary correction • peak search for averaged SAR. During a maximum search, global and local maxima searches are automatically performed in 2-D after each Area Scan measurement with at least 6 measurement points. It is based on the evaluation of the local SAR gradient calculated by the Quadratic Shepard's method. The algorithm will find the global maximum and all local maxima within -2 dB of the global maxima for all SAR distributions.

Extrapolation routines are used to obtain SAR values between the lowest measurement points and the inner phantom surface. The extrapolation distance is determined by the surface detection distance and the probe sensor offset. Several measurements at different distances are necessary for the extrapolation. Extrapolation routines require at least 10 measurement points in 3-D space. They are used in the Zoom Scan to obtain SAR values between the lowest measurement points and the inner phantom surface. The routine uses the modified Quadratic Shepard's method for extrapolation. For a grid using 7x7x5 measurement points with 5mm resolution amounting to 343 measurement points, the uncertainty of the extrapolation routines is less than 1% for 1g and 10g cubes.

A Z-axis scan measures the total SAR value at the x-and y-position of the maximum SAR value found during the cube 7x7x5 scan. The probe is moved away in z-direction from the bottom of the SAM phantom in 5mm steps.



## Data Storage and Evaluation

### Data Storage

The DASY5 software stores the acquired data from the data acquisition electronics as raw data (in microvolt readings from the probe sensors), together with all necessary software parameters for the data evaluation (probe calibration data, liquid parameters and device frequency and modulation data) in measurement files with the extension “.DA4”. The software evaluates the desired unit and format for output each time the data is visualized or exported. This allows verification of the complete software setup even after the measurement and allows correction of incorrect parameter settings. For example, if a measurement has been performed with a wrong crest factor parameter in the device setup, the parameter can be corrected afterwards and the data can be re-evaluated.

The measured data can be visualized or exported in different units or formats, depending on the selected probe type ([V/m], [A/m], [°C], [W/kg], [mW/cm<sup>2</sup>], [dBrel], etc.). Some of these units are not available in certain situations or show meaningless results, e.g., a SAR output in a lossless media will always be zero. Raw data can also be exported to perform the evaluation with other software packages.

### Data Evaluation

The SEMCAD software automatically executes the following procedures to calculate the field units from the microvolt readings at the probe connector. The parameters used in the evaluation are stored in the configuration modules of the software:

|                    |                          |                      |
|--------------------|--------------------------|----------------------|
| Probe parameters:  | Sensitivity:             | Normi, ai0, ai1, ai2 |
|                    | Conversion factor:       | ConvFi               |
|                    | Diode compression point: | Dcpi                 |
| Device parameters: | Frequency:               | f                    |
|                    | Crest factor:            | cf                   |
| Media parameters:  | Conductivity:            | σ                    |
|                    | Density:                 | ρ                    |

These parameters must be set correctly in the software. They can be found in the component documents or they can be imported into the software from the configuration files issued for the DASY5 components. In the direct measuring mode of the multimeter option, the parameters of the actual system setup are used. In the scan visualization and export modes, the parameters stored in the corresponding document files are used.

The first step of the evaluation is a linearization of the filtered input signal to account for the compression characteristics of the detector diode. The compensation depends on the input signal, the diode type and the DC-transmission factor from the diode to the evaluation electronics. If the exciting field is pulsed, the crest factor of the signal must be known to correctly compensate for peak power. The formula for each channel can be given as:

$$V_i = U_i + U_i^2 \cdot \frac{cf}{dcp_i}$$

Vi: compensated signal of channel ( i = x, y, z ) Ui: input signal of channel ( i = x, y, z )

cf: crest factor of exciting field (DASY parameter) dcp\_i: diode compression point (DASY parameter)

From the compensated input signals the primary field data for each channel can be evaluated:

$$E - \text{fieldprobes} : E_i = \sqrt{\frac{V_i}{Norm_i \cdot ConvF}}$$

$$H - \text{fieldprobes} : H_i = \sqrt{V_i} \cdot \frac{a_{i0} + a_{i1}f + a_{i2}f^2}{f}$$

Vi: compensated signal of channel ( i = x, y, z ) Normi: sensor sensitivity of channel ( i = x, y, z ), [mV/(V/m)<sup>2</sup>] for E-field Probes ConvF: sensitivity enhancement in solution

aij: sensor sensitivity factors for H-field probes f: carrier frequency [GHz]

Ei: electric field strength of channel i in V/m Hi: magnetic field strength of channel i in A/m



The RSS value of the field components gives the total field strength (Hermitian magnitude):

$$E_{tot} = \sqrt{E_x^2 + E_y^2 + E_z^2}$$

The primary field data are used to calculate the derived field units.

$$SAR = E_{tot}^2 \cdot \frac{\sigma}{\rho \cdot 1'000}$$

SAR: local specific absorption rate in W/kg  
 $E_{tot}$ : total field strength in V/m  
 $\sigma$ : conductivity in [mho/m] or [Siemens/m]  
 $\rho$ : equivalent tissue density in g/cm<sup>3</sup>

total field strength in V/m  
 equivalent tissue density in g/cm<sup>3</sup>

Note that the density is normally set to 1 (or 1.06), to account for actual brain density rather than the density of the simulation liquid.



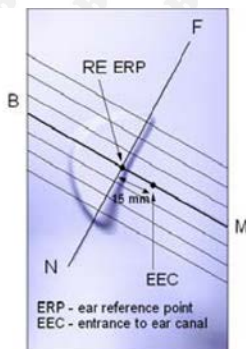
## 6.2 Extrapolation

Extrapolation routines are used to obtain SAR values between the lowest measurement points and the inner phantom surface. The extrapolation distance is determined by the surface detection distance and the probe sensor offset. Several measurements at different distances are necessary for the extrapolation.

They are used in the Cube Scan to obtain SAR values between the lowest measurement points and the inner phantom surface. The routine uses the fourth order least square polynomial method for extrapolation. For a grid using 5x5x7 measurement points with 5mm resolution amounting to 343 measurement points, the uncertainty of the extrapolation routines is less than 1% for 1 g and 10 g cubes.

## 6.3 Ear Reference Point

Figure 6.2 shows the front, back and side views of the SAM Phantom. The point “M” is the reference point for the center of the mouth, “LE” is the left ear reference point (ERP), and “RE” is the right ERP. The ERPs are 15mm posterior to the entrance to the ear canal (EEC) along the B-M line (Back-Mouth), as shown in Figure 6.1. The plane passing through the two ear canals and M is defined as the Reference Plane. The line N-F (Neck-Front) is perpendicular to the reference plane and passing through the RE (or LE) is called the Reference Pivoting Line (see Figure 6.1). Line B-M is perpendicular to the N-F line. Both N-F and B-M lines are marked on the external phantom shell to facilitate handset positioning [5].



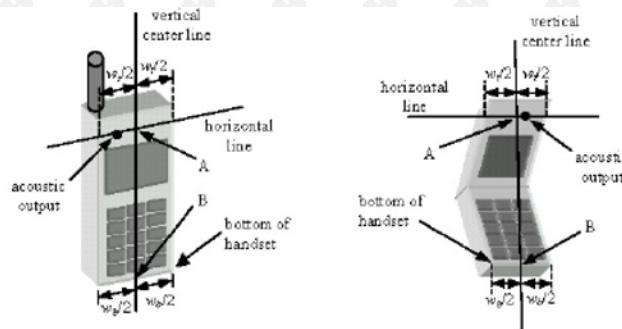
**Figure 6.1 Close-up side view of ERP's**



**Figure 6.2 Front, back and side view of SAM**

## 6.4 Device Reference Points

Two imaginary lines on the device need to be established: the vertical centerline and the horizontal line. The test device is placed in a normal operating position with the “test device reference point” located along the “vertical centerline” on the front of the device aligned to the “ear reference point” (See Fig. 6.3). The “test device reference point” is then located at the same level as the center of the ear reference point. The test device is positioned so that the “vertical centerline” is bisecting the front surface of the device at its top and bottom edges, positioning the “ear reference point” on the outer surface of both the left and right head phantoms on the ear reference point [5].



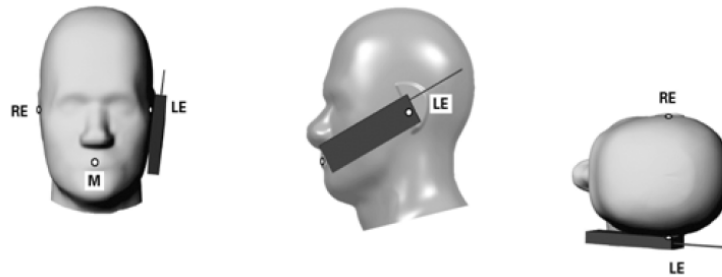
**Figure 6.3 Handset Vertical Center & Horizontal Line Reference Points**

## 6.5 Test Configuration – Positioning for Cheek / Touch

1. Position the device close to the surface of the phantom such that point A is on the (virtual) extension of the line passing through points RE and LE on the phantom (see Figure below), such that the plane

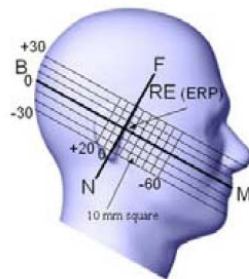


defined by the vertical center line and the horizontal line of the device is approximately parallel to the sagittal plane of the phantom



**Figure 7.1 Front, Side and Top View of Cheek/Touch Position**

2. Translate the device towards the phantom along the line passing through RE and LE until the device touches the ear.
3. While maintaining the device in this plane, rotate it around the LE-RE line until the vertical centerline is in the plane normal to MB-NF including the line MB (called the reference plane).
4. Rotate the device around the vertical centerline until the device (horizontal line) is symmetrical with respect to the line NF.
5. While maintaining the vertical centerline in the reference plane, keeping point A on the line passing through RE and LE and maintaining the device contact with the ear, rotate the device about the line NF until any point on the device is in contact with a phantom point below the ear (cheek). See Figure below.

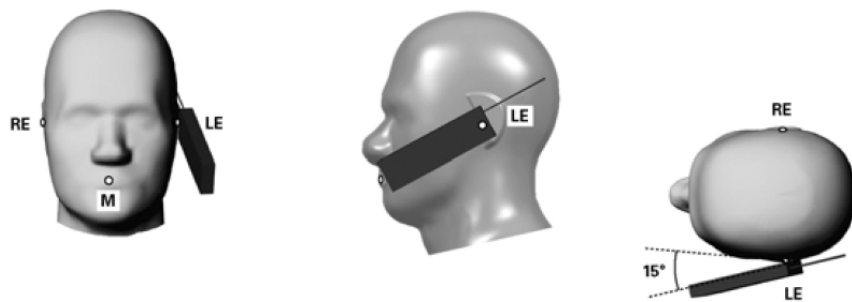


**Figure 7.2 Side view w/ relevant markings**

**6.6 Test Configuration – Positioning for Ear / 15° Tilt**

With the test device aligned in the Cheek/Touch Position”:

1. While maintaining the orientation of the device, retracted the device parallel to the reference plane far enough to enable a rotation of the device by 15 degrees.
2. Rotate the device around the horizontal line by 15 degrees.
3. While maintaining the orientation of the device, move the device parallel to the reference plane until any part of the device touches the head. (In this position, point A is located on the line RE-LE). The tilted position is obtained when the contact is on the pinna. If the contact is at any location other than the pinna, the angle of the device shall be reduced. The tilted position is obtained when any part of the device is in contact with the ear as well as a second part of the device is in contact with the head (see Figure below).

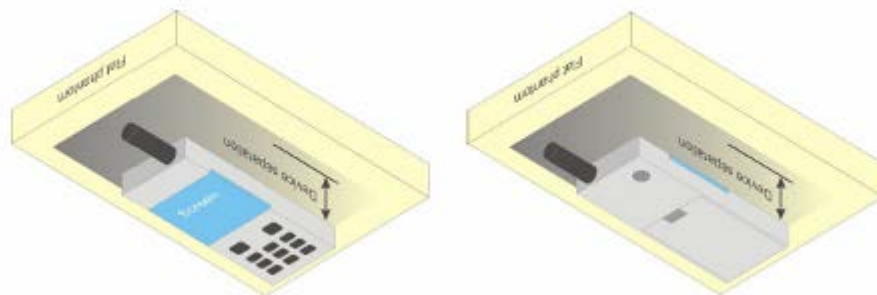


**Figure 7.3 Front, Side and Top View of Ear/15° Tilt Position**

**6.7 Test Position – Body Configurations**

Body Worn Position

- (a) To position the device parallel to the phantom surface with either keypad up or down.
- (b) To adjust the device parallel to the flat phantom.
- (c) To adjust the distance between the device surface and the flat phantom to 1.0 cm or holster surface and the flat phantom to 0 cm.



## 7 Exposure limit

In order for users to be aware of the body-worn operating requirements for meeting RF exposure compliance, operating instructions and cautions statements are included in the user's manual.

### 7.1 Uncontrolled Environment

Uncontrolled Environments are defined as locations where there is the exposure of individuals who have no knowledge or control of their exposure. The general population/uncontrolled exposure limits are applicable to situations in which the general public may be exposed or in which persons who are exposed as a consequence of their employment may not be made fully aware of the potential for exposure or cannot exercise control over their exposure. Members of the general public would come under this category when exposure is not employment-related; for example, in the case of a wireless transmitter that exposes persons in its vicinity.

### 7.2 Controlled Environment

Controlled Environments are defined as locations where there is exposure that may be incurred by persons who are aware of the potential for exposure, (i.e. as a result of employment or occupation). In general, occupational/controlled exposure limits are applicable to situations in which persons are exposed as a consequence of their employment, who have been made fully aware of the potential for exposure and can exercise control over their exposure. This exposure category is also applicable when the exposure is of a transient nature due to incidental passage through a location where the exposure levels may be higher than the general population/uncontrolled limits, but the exposed person is fully aware of the potential for exposure and can exercise control over his or her exposure by leaving the area or by some other appropriate means.

**Table 8.1 Human Exposure Limits**

|  | UNCONTROLLED ENVIRONMENT<br>General Population<br>(W/kg) or (mW/g) | CONTROLLED ENVIRONMENT<br>Professional Population<br>(W/kg) or (mW/g) |
|--|--|---|
| SPATIAL PEAK SAR <sup>1</sup><br>Brain                       | 1.60   | 8.00  |
| SPATIAL AVERAGE SAR <sup>2</sup><br>Whole Body               | 0.08   | 0.40  |
| SPATIAL PEAK SAR <sup>3</sup><br>Hands, Feet, Ankles, Wrists | 4.00   | 20.00   |

<sup>1</sup> The Spatial Peak value of the SAR averaged over any 1 gram of tissue (defined as a tissue volume in the shape of a cube) and over the appropriate averaging time.

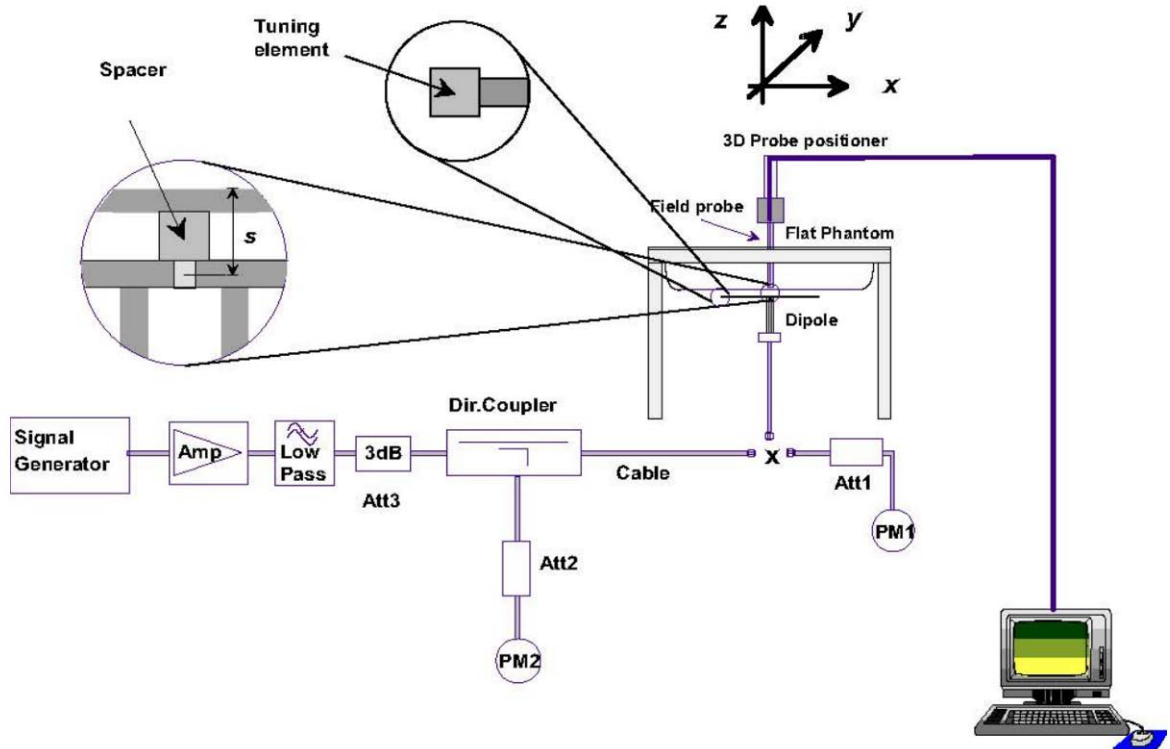
<sup>2</sup> The Spatial Average value of the SAR averaged over the whole body.

<sup>3</sup> The Spatial Peak value of the SAR averaged over any 10 grams of tissue (defined as a tissue volume in the shape of a cube) and over the appropriate averaging time.



## 8 System and liquid validation

### 8.1 System validation



The system performance check verifies that the system operates within its specifications. System and operator errors can be detected and corrected. It is recommended that the system performance check be performed prior to any usage of the system in order to guarantee reproducible results. The system performance check uses normal SAR measurements in a simplified setup with a well characterized source. This setup was selected to give a high sensitivity to all parameters that might fail or vary over time. The system check does not intend to replace the calibration of the components, but indicates situations where the system uncertainty is exceeded due to drift or failure.

In the simplified setup for system evaluation, the DUT is replaced by a calibrated dipole and the power source is replaced by a continuous wave that comes from a signal generator. The calibrated dipole must be placed beneath the flat phantom section of the SAM twin phantom with the correct distance holder. The distance holder should touch the phantom surface with a light pressure at the reference marking and be oriented parallel to the long side of the phantom. The equipment setup is shown below:

1. Signal Generator
2. Amplifier
3. Directional Coupler
4. Power Meter
5. Calibrated Dipole

The output power on dipole port must be calibrated to 30 dBm (1000 mW) before dipole is connected.

**Numerical reference SAR values (W/kg) for reference dipole and flat phantom**

| Frequency (MHz) | 1g SAR | 10g SAR | Local SAR at surface(above feed-point) | Local SAR at surface(y = 2 cm offset from feedpoint) |
|-----------------|--------|---------|--|--|
| 300             | 3.02   | 2.04    | 4.40                                   | 2.10   |
| 450             | 4.92   | 3.28    | 7.20                                   | 3.20   |
| 750             | 8.49   | 5.55    | 12.6                                   | 4.59   |
| 835             | 9.56   | 6.22    | 14.1                                   | 4.90   |
| 900             | 10.9   | 6.99    | 16.4                                   | 5.40   |
| 1450            | 29.0   | 16.0    | 50.2                                   | 6.50   |
| 1800            | 38.4   | 20.1    | 69.5                                   | 6.80   |
| 1900            | 39.7   | 20.5    | 72.1                                   | 6.60   |
| 2000            | 41.1   | 21.1    | 74.6                                   | 6.50   |
| 2450            | 52.4   | 24.0    | 104                                    | 7.70   |
| 2600            | 55.3   | 24.6    | 113                                    | 8.29   |
| 3000            | 63.8   | 25.7    | 140                                    | 9.50   |

**Table 1: system validation (1g)**

| Measurement Date | Frequency (MHz) | Liquid Type (head/body) | Target SAR1g (W/kg) | Measured SAR1g (W/kg) | Normalized SAR1g (W/kg) | Deviation (±10%) |
|------------------|-----------------|-------------------------|---------------------|-----------------------|-------------------------|------------------|
| 2024-2-18        | 750             | head                    | 8.51                | 2.15                  | 8.6                     | 1.1              |
| 2024-2-18        | 835             | head                    | 9.62                | 2.21                  | 8.84                    | -8.1             |
| 2024-2-19        | 1800            | head                    | 38.7                | 10.6                  | 42.4                    | 9.6              |
| 2024-2-19        | 1900            | head                    | 39.6                | 10.7                  | 42.8                    | 8.1              |
| 2024-2-19        | 2450            | head                    | 52                  | 14                    | 56                      | 7.7              |
| 2024-1-30        | 2600            | head                    | 57.3                | 14.6                  | 58.4                    | 1.9              |
| 2024-1-30        | 5200            | head                    | 79.3                | 7.8                   | 78.0                    | -1.6             |
| 2024-2-2         | 5800            | head                    | 79.4                | 7.97                  | 79.7                    | 0.4              |

Note: system check input power: 250mW, above 5GHz the input power is 100mW ..

## 8.2 liquid validation

The dielectric parameters were checked prior to assessment using the HP85070C dielectric probe kit. The dielectric parameters measured are reported in each correspondent section.

### KDB 865664 recommended Tissue Dielectric Parameters

The head and body tissue parameters given in this below table should be used to measure the SAR of transmitters operating in 100 MHz to 6 GHz frequency range. The tissue dielectric parameters of the tissue medium at the test frequency should be within the tolerance required in this document. The dielectric parameters should be linearly interpolated between the closest pair of target frequencies to determine the applicable dielectric parameters corresponding to the device test frequency.

The head tissue dielectric parameters recommended by IEEE Std 1528-2013 have been incorporated in the following table. These head parameters are derived from planar layer models simulating the highest expected SAR for the dielectric properties and tissue thickness variations in a human head. Other head and body tissue parameters that have not been specified in 1528 are derived from tissue dielectric parameters computed from the 4-Cole-Cole equations described above and extrapolated according to the head parameters specified in 1528.

| Target Frequency | Head/Body Tissue |              |
|------------------|------------------|--------------|
|                  | MHz              | $\epsilon_r$ |
| 150              | 52.3             | 0.76         |
| 300              | 45.3             | 0.87         |
| 450              | 43.5             | 0.87         |
| 835              | 41.5             | 0.90         |
| 900              | 41.5             | 0.97         |
| 915              | 41.5             | 0.98         |
| 1450             | 40.5             | 1.20         |
| 1610             | 40.3             | 1.29         |
| 1800-2000        | 40.0             | 1.40         |
| 2450             | 39.2             | 1.80         |
| 2600             | 39.0             | 1.96         |
| 3000             | 38.5             | 2.40         |
| 5200             | 36.0             | 4.66         |
| 5800             | 35.3             | 5.27         |



### 8.3 Tissue Dielectric Parameters for Head and Body Phantoms

The head tissue dielectric parameters recommended by the IEEE SCC-34/SC-2 in P1528 have been incorporated in the following table. These head parameters are derived from planar layer models simulating the highest expected SAR for the dielectric properties and tissue thickness Power drifts in a human head. Other head and body tissue parameters that have not been specified in P1528 are derived from the tissue dielectric parameters computed from the 4-Cole-Cole equations described in Reference [12] and extrapolated according to the head parameters specified in P1528.

**Table 2: Recommended Dielectric Performance of Tissue**

| Recommended Dielectric Performance of Tissue |                 |       |       |      |      |      |       |      |      |      |      |      |
|--|-----------------|-------|-------|------|------|------|-------|------|------|------|------|------|
| Ingredients<br>(% by weight )                | Frequency (MHz) |       |       |      |      |      |       |      |      |      |      |      |
|  | 750             |       | 835   |      | 1800 |      | 1900  |      | 2450 |      | 2600 |      |
| Tissue                                       | Head            | Body  | Head  | Body | Head | Body | Head  | Body | Head | Body | Head | Body |
| Water  | 40.52           | 51.83 | 41.45 | 52.4 | 55.2 | 70.2 | 54.9  | 40.4 | 62.7 | 73.2 | 54.8 | 68.1 |
| Salt (Nacl)                                  | 1.61            | 1.52  | 1.45  | 1.4  | 0.3  | 0.4  | 0.18  | 0.5  | 0.5  | 0.04 | 0.1  | 0.01 |
| Sugar  | 57.67           | 46.45 | 56.0  | 45.0 | 0.0  | 0.0  | 0.0   | 58.0 | 0.0  | 0.0  | 0.0  | 0.0  |
| HEC  | 0.1             | 0.1   | 1.0   | 1.0  | 0.0  | 0.0  | 0.0   | 1.0  | 0.0  | 0.0  | 0.0  | 0.0  |
| Bactericide                                  | 0.1             | 0.1   | 0.1   | 0.1  | 0.0  | 0.0  | 0.0   | 0.1  | 0.0  | 0.0  | 0.0  | 0.0  |
| Triton x-100                                 | 0.0             | 0.0   | 0.0   | 0.0  | 0.0  | 0.0  | 0.0   | 0.0  | 36.8 | 0.0  | 0.0  | 0.0  |
| DGBE   | 0.0             | 0.0   | 0.0   | 0.0  | 44.5 | 29.4 | 44.92 | 0.0  | 0.0  | 26.7 | 45.1 | 31.8 |
| Dielectric                                   | 40.93           | 54.32 | 42.54 | 56.1 | 40.0 | 53.3 | 39.9  | 54.0 | 39.8 | 52.5 | 39.0 | 52.5 |
| Conductivity                                 | 0.87            | 0.95  | 0.91  | 0.95 | 1.40 | 1.52 | 1.42  | 1.45 | 1.88 | 1.78 | 1.96 | 2.15 |

**Table 3: Dielectric Performance of Head Tissue Simulating Liquid**

| Temperature: 21°C , Relative humidity: 57% |               |                                  |                        |                       |
|--|---------------|----------------------------------|------------------------|-----------------------|
| Frequency(MHz)                             | Measured Date | Description                      | Dielectric Parameters  |                       |
|  |               |                                  | $\epsilon_r$           | $\sigma$ (s/m)        |
| 750  | 2024-2-18     | Target Value<br>$\pm 5\%$ window | 41.50<br>39.43 — 43.58 | 0.90<br>0.855 — 0.945 |
|  |               | Measurement Value                | 41.118                 | 0.914                 |
| 835  | 2024-2-18     | Target Value<br>$\pm 5\%$ window | 41.50<br>39.43 — 43.58 | 0.90<br>0.855 — 0.945 |
|  |               | Measurement Value                | 42.28                  | 0.87                  |
| 1800                                       | 2024-2-19     | Target Value<br>$\pm 5\%$ window | 40.00<br>38.00 — 42.00 | 1.40<br>1.33 — 1.47   |
|  |               | Measurement Value                | 40.936                 | 1.351                 |
| 1900                                       | 2024-2-19     | Target Value<br>$\pm 5\%$ window | 40.00<br>38.00 — 42.00 | 1.40<br>1.33 — 1.47   |
|  |               | Measurement Value                | 39.75                  | 1.45                  |
| 2450                                       | 2024-2-19     | Target Value<br>$\pm 5\%$ window | 39.2<br>37.24 — 41.16  | 1.80<br>1.71 — 1.89   |
|  |               | Measurement Value                | 37.97                  | 1.88                  |
| 2600                                       | 2024-1-30     | Target Value<br>$\pm 5\%$ window | 39.0<br>37.05 — 40.95  | 1.96<br>1.87 — 2.05   |
|  |               | Measurement Value                | 38.587                 | 2.024                 |
| 5200                                       | 2024-1-30     | Target Value<br>$\pm 5\%$ window | 36.0<br>34.2 — 37.8    | 4.66<br>4.427 — 4.893 |
|  |               | Measurement Value                | 35.819                 | 4.568                 |
| 5800                                       | 2024-2-2      | Target Value<br>$\pm 5\%$ window | 35.3<br>33.54 — 37.07  | 5.27<br>5.01 — 5.53   |
|  |               | Measurement Value                | 35.819                 | 5.03                  |

### 9 System Verification Plots

#### System Check-750

DUT: Dipole 750 MHz D750V3; Type: D750V3; Serial: D750V3 - SN:xxx

Communication System: UID 0, CW (0); Communication System Band: D750 (750.0 MHz); Frequency: 750 MHz; Communication System PAR: 0 dB; PMF: 1

Medium parameters used:  $f = 750$  MHz;  $\sigma = 0.914$  S/m;  $\epsilon_r = 41.118$ ;  $\rho = 1000$  kg/m<sup>3</sup>

Phantom section: Flat Section

Measurement Standard: DASy5 (IEEE/IEC/ANSI C63.19-2011)

DASy Configuration:

Probe: ES3DV3 - SN3089; ConvF(6.52, 6.52, 6.52) @ 750 MHz; Calibrated: 2023/7/14

Modulation Compensation:

Sensor-Surface: 4mm (Mechanical Surface Detection),  $z = 2.0, 32.0$

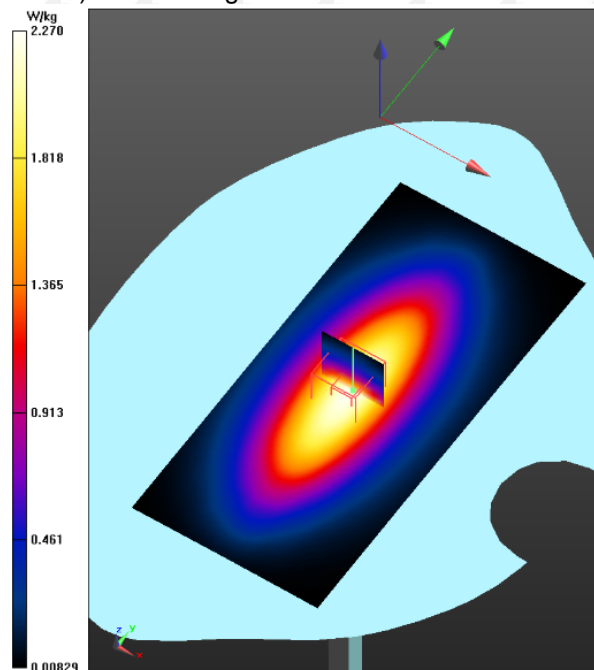
Electronics: DAE4 Sn881; Calibrated: 2023/7/14

Phantom: SAM 1; Type: QD000P40CD; Serial: TP:xxxx

DASy52 52.10.3(1513); SEMCAD X 14.6.13(7474)

System Performance Check at 750MHz/d=10mm, Pin=250mW, dist=4.0mm (ES-Probe)/Area Scan (61x131x1): Interpolated grid: dx=1.500 mm, dy=1.500 mm  
Maximum value of SAR (interpolated) = 2.27 W/kg

System Performance Check at 750MHz/d=10mm, Pin=250mW, dist=4.0mm (ES-Probe)/Zoom Scan (7x7x7) (7x7x7)/Cube 0: Measurement grid: dx=5mm, dy=5mm, dz=5mm  
Reference Value = 50.76 V/m; Power Drift = 0.00 dB  
Peak SAR (extrapolated) = 3.23 W/kg  
SAR(1 g) = 2.15 W/kg; SAR(10 g) = 1.41 W/kg  
Ratio of SAR at M2 to SAR at M1 = 67.2%  
Maximum value of SAR (measured) = 2.31 W/kg





System Check-835

DUT: Dipole 835 MHz D835V2; Type: D835V2; Serial: D835V2 - SN:xxx

Communication System: UID 0, CW (0); Communication System Band: D835 (835.0 MHz); Frequency: 835 MHz; Communication System PAR: 0 dB; PMF: 1

Medium parameters used (interpolated):  $f = 835 \text{ MHz}$ ;  $\sigma = 0.87 \text{ S/m}$ ;  $\epsilon_r = 42.28$ ;  $\rho = 1000 \text{ kg/m}^3$

Phantom section: Flat Section

Measurement Standard: DASYS5 (IEEE/IEC/ANSI C63.19-2011)

DASY Configuration:

Probe: ES3DV3 - SN3089; ConvF(6.28, 6.28, 6.28) @ 835 MHz; Calibrated: 2023/7/14

Modulation Compensation:

Sensor-Surface: 4mm (Mechanical Surface Detection),  $z = 2.0, 32.0$

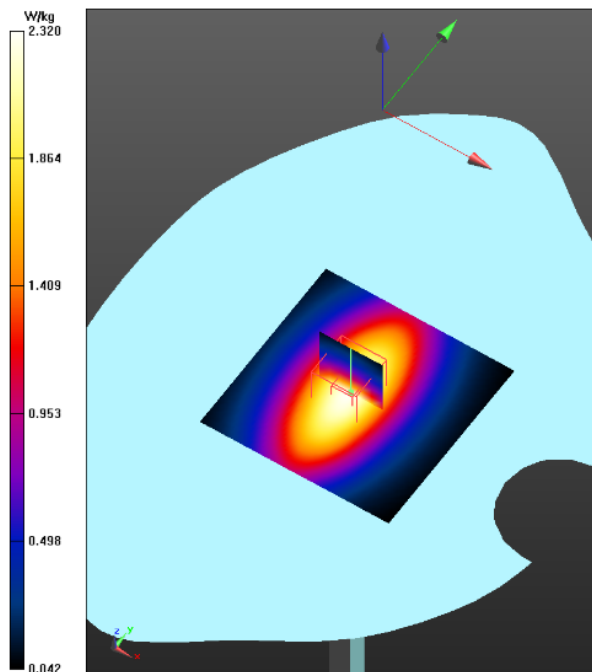
Electronics: DAE4 Sn881; Calibrated: 2023/7/14

Phantom: SAM 1; Type: QD000P40CD; Serial: TP:xxxx

DASY52 52.10.3(1513); SEMCAD X 14.6.13(7474)

System Performance Check at 835MHz/d=10mm, Pin=250mW, dist=4.0mm (ES-Probe)/Area Scan (61x61x1): Interpolated grid: dx=1.500 mm, dy=1.500 mm  
Maximum value of SAR (interpolated) = 2.32 W/kg

System Performance Check at 835MHz/d=10mm, Pin=250mW, dist=4.0mm (ES-Probe)/Zoom Scan (7x7x7) (7x7x7)/Cube 0: Measurement grid: dx=5mm, dy=5mm, dz=5mm  
Reference Value = 53.00 V/m; Power Drift = -0.00 dB  
Peak SAR (extrapolated) = 3.18 W/kg  
SAR(1 g) = 2.21 W/kg; SAR(10 g) = 1.49 W/kg  
Ratio of SAR at M2 to SAR at M1 = 70.2%  
Maximum value of SAR (measured) = 2.37 W/kg

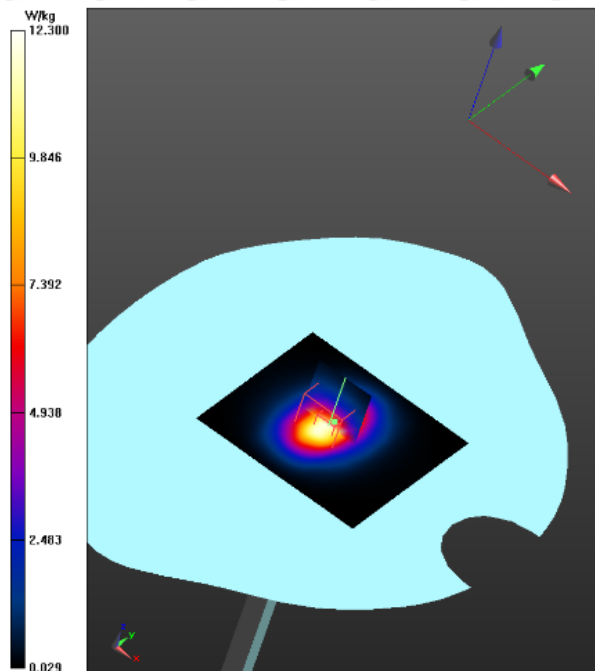


System Check-1800

DUT: Dipole 1800 MHz D1800V2; Type: D1800V2; Serial: D1800V2 - SN:xxx  
 Communication System: UID 0, CW (0); Communication System Band: D1800 (1800.0 MHz); Frequency: 1800 MHz; Communication System PAR: 0 dB; PMF: 1  
 Medium parameters used:  $f = 1800$  MHz;  $\sigma = 1.351$  S/m;  $\epsilon_r = 40.936$ ;  $\rho = 1000$  kg/m<sup>3</sup>  
 Phantom section: Flat Section  
 Measurement Standard: DASY5 (IEEE/IEC/ANSI C63.19-2011)  
 DASY Configuration:  
 Probe: ES3DV3 - SN3089; ConvF(5.35, 5.35, 5.35) @ 1800 MHz; Calibrated: 2023/7/14  
 Modulation Compensation:  
 Sensor-Surface: 4mm (Mechanical Surface Detection),  $z = 2.0, 32.0$   
 Electronics: DAE4 Sn881; Calibrated: 2023/7/14  
 Phantom: SAM 1; Type: QD000P40CD; Serial: TP:xxxx  
 DASY52 52.10.3(1513); SEMCAD X 14.6.13(7474)

System Performance Check at 1800MHz/d=5mm, Pin=250mW, dist=4.0mm (ES-Probe)/Area Scan (61x61x1): Interpolated grid: dx=1.500 mm, dy=1.500 mm  
 Maximum value of SAR (interpolated) = 12.3 W/kg

System Performance Check at 1800MHz/d=5mm, Pin=250mW, dist=4.0mm (ES-Probe)/Zoom Scan (7x7x7) (7x7x7)/Cube 0: Measurement grid: dx=5mm, dy=5mm, dz=5mm  
 Reference Value = 94.74 V/m; Power Drift = -0.00 dB  
 Peak SAR (extrapolated) = 19.0 W/kg  
 SAR(1 g) = 10.6 W/kg; SAR(10 g) = 5.67 W/kg  
 Smallest distance from peaks to all points 3 dB below = 10.8 mm  
 Ratio of SAR at M2 to SAR at M1 = 57.7%  
 Maximum value of SAR (measured) = 11.9 W/kg



System Check-1900

DUT: Dipole 1900 MHz D1900V2; Type: D1900V2; Serial: D1900V2 - SN:xxx

Communication System: UID 0, CW (0); Communication System Band: D1900 (1900.0 MHz); Frequency: 1900 MHz; Communication System PAR: 0 dB; PMF: 1

Medium parameters used:  $f = 1900$  MHz;  $\sigma = 1.45$  S/m;  $\epsilon_r = 39.75$ ;  $\rho = 1000$  kg/m<sup>3</sup>

Phantom section: Flat Section

Measurement Standard: DASYS5 (IEEE/IEC/ANSI C63.19-2011)

DASY Configuration:

Probe: ES3DV3 - SN3089; ConvF(5.07, 5.07, 5.07) @ 1900 MHz; Calibrated: 2023/7/14

Modulation Compensation:

Sensor-Surface: 4mm (Mechanical Surface Detection),  $z = 2.0, 32.0$

Electronics: DAE4 Sn881; Calibrated: 2023/7/14

Phantom: SAM 1; Type: QD000P40CD; Serial: TP:xxxx

DASY52 52.10.3(1513); SEMCAD X 14.6.13(7474)

System Performance Check at 1900MHz/d=5mm, Pin=250mW, dist=4.0mm (ES-Probe)/Area Scan (61x61x1): Interpolated grid: dx=1.500 mm, dy=1.500 mm

Maximum value of SAR (interpolated) = 12.5 W/kg

System Performance Check at 1900MHz/d=5mm, Pin=250mW, dist=4.0mm (ES-Probe)/Zoom Scan (7x7x7) (7x7x7)/Cube 0: Measurement grid: dx=5mm, dy=5mm, dz=5mm

Reference Value = 93.00 V/m; Power Drift = -0.02 dB

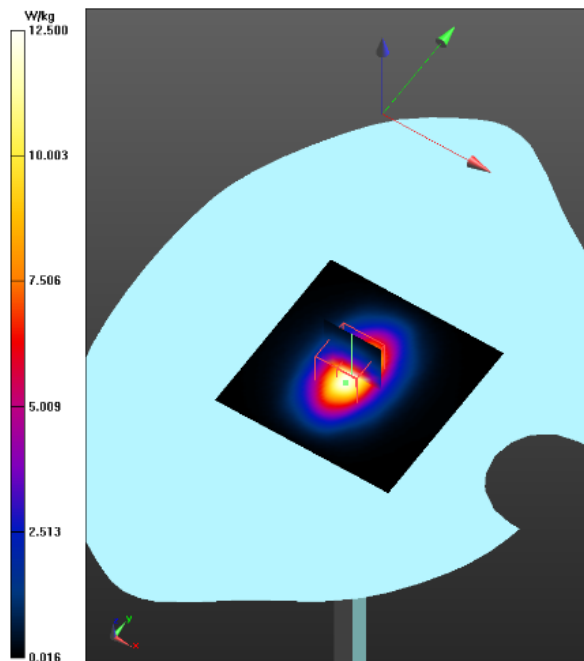
Peak SAR (extrapolated) = 19.9 W/kg

SAR(1 g) = 10.7 W/kg; SAR(10 g) = 5.57 W/kg

Smallest distance from peaks to all points 3 dB below = 10 mm

Ratio of SAR at M2 to SAR at M1 = 55.5%

Maximum value of SAR (measured) = 12.1 W/kg





System Check-2450

DUT: Dipole 2450 MHz D2450V2; Type: D2450V2; Serial: D2450V2 - SN:xxx

Communication System: UID 0, CW (0); Communication System Band: D2450 (2450.0 MHz); Frequency: 2450 MHz; Communication System PAR: 0 dB; PMF: 1

Medium parameters used:  $f = 2450$  MHz;  $\sigma = 1.88$  S/m;  $\epsilon_r = 37.97$ ;  $\rho = 1000$  kg/m<sup>3</sup>

Phantom section: Flat Section

Measurement Standard: DASY5 (IEEE/IEC/ANSI C63.19-2011)

DASY Configuration:

Probe: ES3DV3 - SN3089; ConvF(4.7, 4.7, 4.7) @ 2450 MHz; Calibrated: 2023/7/14

Modulation Compensation:

Sensor-Surface: 4mm (Mechanical Surface Detection),  $z = 2.0, 32.0$

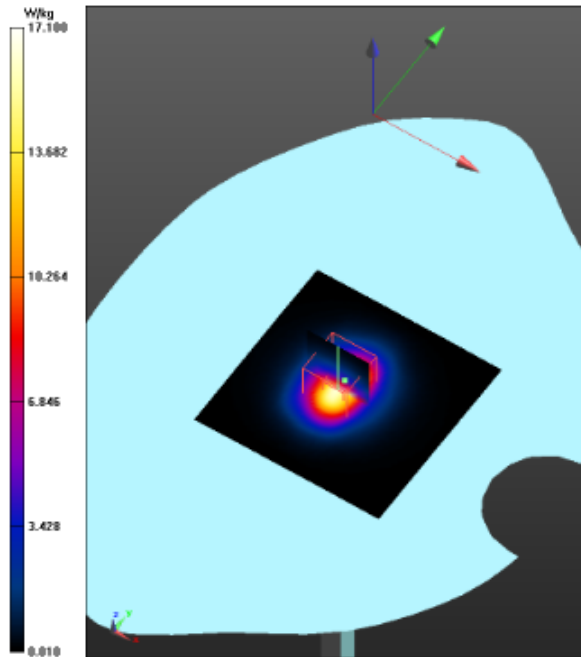
Electronics: DAE4 Sn881; Calibrated: 2023/7/14

Phantom: SAM 1; Type: QD000P40CD; Serial: TP:xxxx

DASY52 52.10.3(1513); SEMCAD X 14.6.13(7474)

System Performance Check at 2450MHz/d=5mm, Pin=250mW, dist=4.0mm (ES-Probe)/Area Scan (61x61x1): Interpolated grid: dx=1.500 mm, dy=1.500 mm  
Maximum value of SAR (interpolated) = 17.1 W/kg

System Performance Check at 2450MHz/d=5mm, Pin=250mW, dist=4.0mm (ES-Probe)/Zoom Scan (7x7x7) (7x7x7)/Cube 0: Measurement grid: dx=5mm, dy=5mm, dz=5mm  
Reference Value = 95.01 V/m; Power Drift = -0.20 dB  
Peak SAR (extrapolated) = 30.3 W/kg  
SAR(1 g) = 14 W/kg; SAR(10 g) = 6.49 W/kg  
Smallest distance from peaks to all points 3 dB below = 10 mm  
Ratio of SAR at M2 to SAR at M1 = 48.5%  
Maximum value of SAR (measured) = 16.0 W/kg

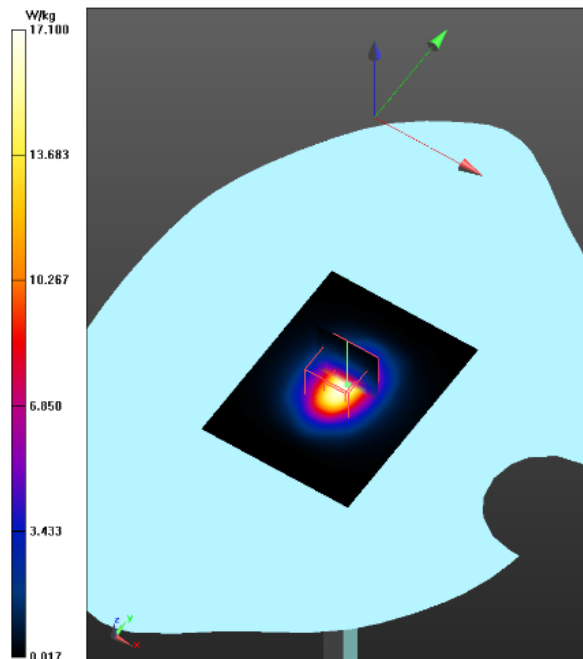


System Check-2600

DUT: Dipole 2600 MHz D2600V2; Type: D2600V2; Serial: D2600V2 - SN:xxx  
 Communication System: UID 0, CW (0); Communication System Band: D2600 (2600.0 MHz); Frequency: 2600 MHz; Communication System PAR: 0 dB; PMF: 1  
 Medium parameters used:  $f = 2600$  MHz;  $\sigma = 2.024$  S/m;  $\epsilon_r = 38.587$ ;  $\rho = 1000$  kg/m<sup>3</sup>  
 Phantom section: Flat Section  
 Measurement Standard: DASY5 (IEEE/IEC/ANSI C63.19-2011)  
 DASY Configuration:  
 Probe: ES3DV3 - SN3089; ConvF(4.57, 4.57, 4.57) @ 2600 MHz; Calibrated: 2023/7/14  
 Modulation Compensation:  
 Sensor-Surface: 4mm (Mechanical Surface Detection),  $z = -1.0, 32.0$   
 Electronics: DAE4 Sn881; Calibrated: 2023/7/14  
 Phantom: SAM 1; Type: QD000P40CD; Serial: TP:xxxx  
 DASY52 52.10.3(1513); SEMCAD X 14.6.13(7474)

System Performance Check at 2600MHz/d=5mm, Pin=250mW, dist=4.0mm (ES-Probe)/Area Scan (61x81x1): Interpolated grid: dx=1.200 mm, dy=1.200 mm  
 Maximum value of SAR (interpolated) = 17.1 W/kg

System Performance Check at 2600MHz/d=5mm, Pin=250mW, dist=4.0mm (ES-Probe)/Zoom Scan (7x7x7) (7x7x7)/Cube 0: Measurement grid: dx=5mm, dy=5mm, dz=5mm  
 Reference Value = 92.06 V/m; Power Drift = 0.00 dB  
 Peak SAR (extrapolated) = 32.7 W/kg  
 SAR(1 g) = 14.6 W/kg; SAR(10 g) = 6.45 W/kg  
 Smallest distance from peaks to all points 3 dB below = 9.5 mm  
 Ratio of SAR at M2 to SAR at M1 = 46.5%  
 Maximum value of SAR (measured) = 16.4 W/kg



System Check-5200

DUT: Dipole D5GHzV2; Type: D5GHzV2; Serial: D5GHzV2 - SN:xxx

Communication System: UID 0, CW; Communication System Band: D5GHz (5000.0 - 6000.0 MHz);

Frequency: 5200 MHz; Communication System PAR: 0 dB; PMF: 1

Medium parameters used:  $f = 5200$  MHz;  $\sigma = 4.568$  S/m;  $\epsilon_r = 35.819$ ;  $\rho = 1000$  kg/m<sup>3</sup>

Phantom section: Flat Section

Measurement Standard: DASY5 (IEEE/IEC/ANSI C63.19-2007)

DASY Configuration:

Probe: EX3DV4 - SN7769; ConvF(5.35, 5.35, 5.35) @ 5200 MHz; Calibrated: 2023/7/14

Modulation Compensation:

Sensor-Surface: 1.4mm (Mechanical Surface Detection),  $z = 1.0, 25.0$

Electronics: DAE4 Sn881; Calibrated: 2023/7/14

Phantom: SAM 1; Type: QD000P40CD; Serial: TP:xxxx

DASY52 52.10.3(1513); SEMCAD X 14.6.13(7474)

System Performance Check with D5GHzV2 Dipole/d=5mm, Pin=100mW, f=5200 MHz/Area Scan (61x61x1):

Interpolated grid: dx=1.000 mm, dy=1.000 mm

Maximum value of SAR (interpolated) = 20.1 W/kg

System Performance Check with D5GHzV2 Dipole/d=5mm, Pin=100mW, f=5200 MHz/Zoom Scan

(4x4x1.4mm, graded), dist=1.4mm (8x8x7)/Cube 0: Measurement grid: dx=4mm, dy=4mm, dz=1.4mm

Reference Value = 71.47 V/m; Power Drift = -0.03 dB

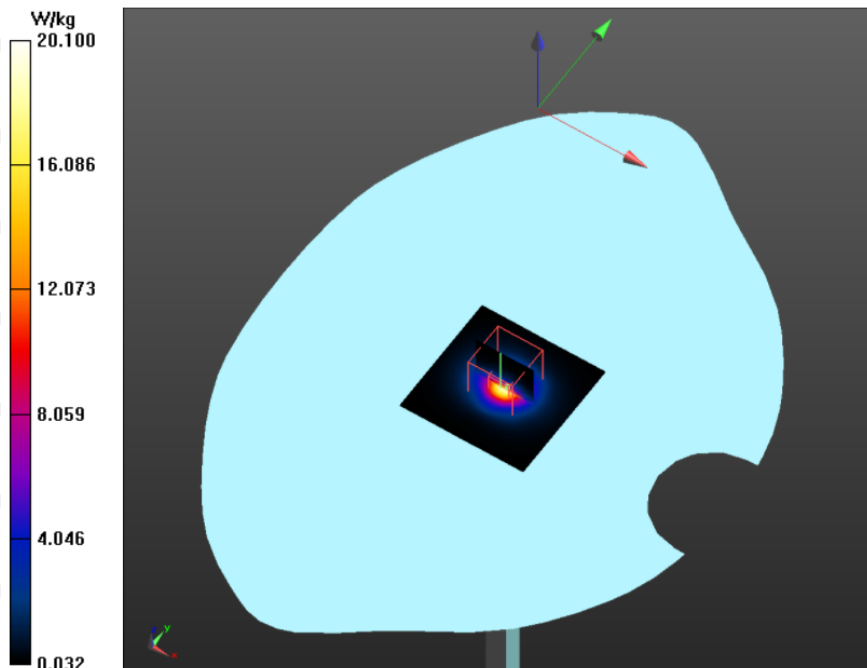
Peak SAR (extrapolated) = 30.0 W/kg

SAR(1 g) = 7.8 W/kg; SAR(10 g) = 2.22 W/kg

Smallest distance from peaks to all points 3 dB below = 7.1 mm

Ratio of SAR at M2 to SAR at M1 = 66.3%

Maximum value of SAR (measured) = 18.4 W/kg





System Check-5800

DUT: Dipole D5GHzV2; Type: D5GHzV2; Serial: D5GHzV2 - SN:xxx

Communication System: UID 0, CW (0); Communication System Band: D5GHz (5000.0 - 6000.0 MHz);  
 Frequency: 5800 MHz; Communication System PAR: 0 dB; PMF: 1

Medium parameters used:  $f = 5800$  MHz;  $\sigma = 5.034$  S/m;  $\epsilon_r = 35.819$ ;  $\rho = 1000$  kg/m<sup>3</sup>

Phantom section: Flat Section

Measurement Standard: DASY5 (IEEE/IEC/ANSI C63.19-2007)

DASY Configuration:

Probe: EX3DV4 - SN7769; ConvF(4.85, 4.85, 4.85) @ 5800 MHz; Calibrated: 2023/9/10

Modulation Compensation:

Sensor-Surface: 1.4mm (Mechanical Surface Detection),  $z = 1.0, 25.0$

Electronics: DAE4 Sn881; Calibrated: 2023/7/14

Phantom: SAM 1; Type: QD000P40CD; Serial: TP:xxxx

DASY52 52.10.3(1513); SEMCAD X 14.6.13(7474)

System Performance Check with D5GHzV2 Dipole/d=5mm, Pin=100mW, f=5800 MHz/Area Scan

(61x61x1): Interpolated grid: dx=1.000 mm, dy=1.000 mm

Maximum value of SAR (interpolated) = 22.0 W/kg

System Performance Check with D5GHzV2 Dipole/d=5mm, Pin=100mW, f=5800 MHz/Zoom Scan

(4x4x1.4mm, graded), dist=1.4mm (8x8x7)/Cube 0: Measurement grid: dx=4mm, dy=4mm, dz=1.4mm

Reference Value = 71.28 V/m; Power Drift = -0.09 dB

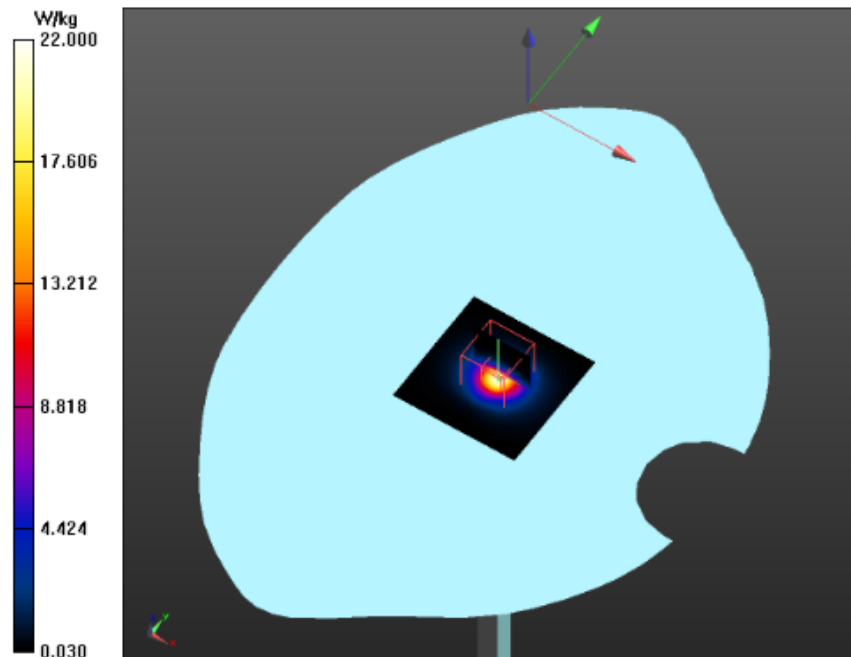
Peak SAR (extrapolated) = 35.4 W/kg

SAR(1 g) = 7.97 W/kg; SAR(10 g) = 2.25 W/kg

Smallest distance from peaks to all points 3 dB below = 7.2 mm

Ratio of SAR at M2 to SAR at M1 = 61%

Maximum value of SAR (measured) = 19.5 W/kg



## 10 Type a Measurement Uncertainty

The component of uncertainty may generally be categorized according to the methods used to evaluate them. The evaluation of uncertainty by the statistical analysis of a series of observations is termed a Type A evaluation of uncertainty. The evaluation of uncertainty by means other than the statistical analysis of a series of observation is termed a Type B evaluation of uncertainty. Each component of uncertainty, however evaluated, is represented by an estimated standard deviation, termed standard uncertainty, which is determined by the positive square root of the estimated variance

A Type A evaluation of standard uncertainty may be based on any valid statistical method for treating data. This includes calculating the standard deviation of the mean of a series of independent observations; using the method of least squares to fit a curve to the data in order to estimate the parameter of the curve and their standard deviations; or carrying out an analysis of variance in order to identify and quantify random effects in certain kinds of measurement.

A type B evaluation of standard uncertainty is typically based on scientific judgment using all of the relevant information available. These may include previous measurement data, experience and specification, data provided in calibration reports and uncertainties assigned to reference data taken from handbooks. Broadly speaking, the uncertainty is either obtained from an outdoor source or obtained from an assumed distribution, such as the normal distribution, rectangular or triangular distributions indicated in Table below :

| Uncertainty Distribution | Normal | Rectangle      | Triangular     | U Shape        |
|--------------------------|--------|----------------|----------------|----------------|
| Multi-plying Factor(a)   | 1/k(b) | 1 / $\sqrt{3}$ | 1 / $\sqrt{6}$ | 1 / $\sqrt{2}$ |

(a) standard uncertainty is determined as the product of the multiplying factor and the estimated range of variations in the measured quantity

(b)  $\kappa$  is the coverage factor

### Standard Uncertainty for Assumed Distribution

The combined standard uncertainty of the measurement result represents the estimated standard deviation of the result. It is obtained by combining the individual standard uncertainties of both Type A and Type B -sum- by taking the positive square root of the estimated variances.

Expanded uncertainty is a measure of uncertainty that defines an interval about the measurement result within which the measured value is confidently believed to lie. It is obtained by multiplying the combined standard uncertainty by a coverage factor. Typically, the coverage factor ranges from 2 to 3. Using a coverage factor allows the true value of a measured quantity to be specified with a defined probability within the specified uncertainty range. For purpose of this document, a coverage factor two is used, which corresponds to confidence interval of about 95 %.

The COMOSAR Uncertainty Budget is show in below table:



| <b>DASY5 Uncertainty</b><br>Measurement uncertainty for 300MHz to 3GHz averaged over 1 gram/ 10 gram |               |             |      |         |          |                |                 |            |
|--|---------------|-------------|------|---------|----------|----------------|-----------------|------------|
| Error Description  | Uncert. value | Prob. Dist. | Div. | (ci) 1g | (ci) 10g | Std. Unc. (1g) | Std. Unc. (10g) | (vi) vef f |
| <b>Measurement System</b>  |               |             |      |         |          |                |                 |            |
| Probe Calibration  | ±6.0 %        | N           | 1    | 1       | 1        | ±6.0 %         | ±6.0 %          | ∞          |
| Axial Isotropy   | ±4.7 %        | R           | √3   | 0.7     | 0.7      | ±1.9 %         | ±1.9 %          | ∞          |
| Hemispherical Isotropy   | ±9.6 %        | R           | √3   | 0.7     | 0.7      | ±3.9 %         | ±3.9 %          | ∞          |
| Boundary Effects   | ±1.0 %        | R           | √3   | 1       | 1        | ±0.6 %         | ±0.6 %          | ∞          |
| Linearity  | ±4.7 %        | R           | √3   | 1       | 1        | ±2.7 %         | ±2.7 %          | ∞          |
| System Detection Limits  | ±1.0 %        | R           | √3   | 1       | 1        | ±0.6 %         | ±0.6 %          | ∞          |
| Modulation Response  | ±2.4 %        | R           | √3   | 1       | 1        | ±1.4 %         | ±1.4 %          | ∞          |
| Readout Electronics  | ±0.3 %        | N           | 1    | 1       | 1        | ±0.3 %         | ±0.3 %          | ∞          |
| Response Time  | ±0.8 %        | R           | √3   | 1       | 1        | ±0.5 %         | ±0.5 %          | ∞          |
| Integration Time   | ±2.6 %        | R           | √3   | 1       | 1        | ±1.5 %         | ±1.5 %          | ∞          |
| RF Ambient Noise   | ±3.0 %        | R           | √3   | 1       | 1        | ±1.7 %         | ±1.7 %          | ∞          |
| RF Ambient Reflections   | ±3.0 %        | R           | √3   | 1       | 1        | ±1.7 %         | ±1.7 %          | ∞          |
| Probe Positioner   | ±0.4 %        | R           | √3   | 1       | 1        | ±0.2 %         | ±0.2 %          | ∞          |
| Probe Positioning  | ±2.9 %        | R           | √3   | 1       | 1        | ±1.7 %         | ±1.7 %          | ∞          |
| Max. SAR Eval.   | ±2.0 %        | R           | √3   | 1       | 1        | ±1.2 %         | ±1.2 %          | ∞          |
| <b>Test Sample Related</b>   |               |             |      |         |          |                |                 |            |
| Device Positioning   | ±2.9 %        | N           | 1    | 1       | 1        | ±2.9 %         | ±2.9 %          | 145        |
| Device Holder  | ±3.6 %        | N           | 1    | 1       | 1        | ±3.6 %         | ±3.6 %          | 5          |
| Power Drift  | ±5.0 %        | R           | √3   | 1       | 1        | ±2.9 %         | ±2.9 %          | ∞          |
| Power Scaling  | ±0 %          | R           | √3   | 1       | 1        | ±0.0 %         | ±0.0 %          | ∞          |
| <b>Phantom and Setup</b>   |               |             |      |         |          |                |                 |            |
| Phantom Uncertainty  | ±6.1 %        | R           | √3   | 1       | 1        | ±3.5 %         | ±3.5 %          | ∞          |
| SAR correction   | ±1.9 %        | R           | √3   | 1       | 0.84     | ±1.1 %         | ±0.9 %          | ∞          |
| Liquid Conductivity (mea.) DAK   | ±2.5 %        | R           | √3   | 0.78    | 0.71     | ±1.1 %         | ±1.0 %          | ∞          |
| Liquid Permittivity (mea.) DAK   | ±2.5 %        | R           | √3   | 0.26    | 0.26     | ±0.3 %         | ±0.4 %          | ∞          |
| Temp. unc. - Conductivity BB   | ±3.4 %        | R           | √3   | 0.78    | 0.71     | ±1.5 %         | ±1.4 %          | ∞          |
| Temp. unc. - Permittivity BB   | ±0.4 %        | R           | √3   | 0.23    | 0.26     | ±0.1 %         | ±0.1 %          | ∞          |
| Combined Std. Uncertainty  |               |             |      |         |          | ±11.2 %        | ±11.1 %         | 361        |
| Expanded STD Uncertainty   |               |             |      |         |          | ±22.3 %        | ±22.2 %         |            |



## 11 Output Power Verification

### 11.1 Test Condition:

1. Conducted Measurement  
EUT was set for low, mid, high channel with modulated mode and highest RF output power.  
The base station simulator was connected to the antenna terminal.
2. Conducted Emissions Measurement Uncertainty  
All test measurements carried out are traceable to national standards. The uncertainty of the measurement at a confidence level of approximately 95% (in the case where distributions are normal), with a coverage factor of 2, in the range 30MHz – 40GHz is  $\pm 1.5\text{dB}$ .
3. Environmental Conditions
 

|                      |          |
|----------------------|----------|
| Temperature          | 23°C     |
| Relative Humidity    | 53%      |
| Atmospheric Pressure | 1019mbar |
4. Tested By : Andy Feng

### 11.2 Test Procedures:

#### Mobile Phone radio output power measurement

1. The transmitter output port was connected to base station emulator.
2. Establish communication link between emulator and EUT and set EUT to operate at maximum output power all the time.
3. Select lowest, middle, and highest channels for each band and different possible test mode.
4. Measure the conducted peak burst power and conducted average burst power from EUT antenna port.

#### Other radio output power measurement:

The output power was measured using power meter at low, mid, and hi channels.

#### Source-based Time Averaged Burst Power Calculation:

For TDMA, the following duty cycle factor was used to calculate the source-based time average power

| Number of Time slot | 1        | 2        | 3        | 4        |
|---------------------|----------|----------|----------|----------|
| Duty Cycle          | 1:8      | 1:4      | 1:2.66   | 1:2      |
| Duty cycle factor   | -9.03 dB | -6.02 dB | -4.26 dB | -3.01 dB |
| Crest Factor        | 8        | 4        | 2.66     | 2        |

**Remark:** *Time slot duty cycle factor =  $10 * \log(\text{Time Slot Duty Cycle})$*

*Source based time averaged power = Maximum burst averaged power (1 Uplink) – 9.03 dB*

*Source based time averaged power = Maximum burst averaged power (2 Uplink) – 6.02 dB*

*Source based time averaged power = Maximum burst averaged power (3 Uplink) – 4.26 dB*

*Source based time averaged power = Maximum burst averaged power (4 Uplink) – 3.01 dB*

**Test Result:**

| Burst Average Power (dBm);  |        |       |       |                        |         |       |        |                        |
|---|--------|-------|-------|------------------------|---------|-------|--------|------------------------|
| Band  | GSM850 |       |       |                        | PCS1900 |       |        |                        |
| Channel   | 128    | 190   | 251   | Tune up Power tolerant | 512     | 661   | 810    | Tune up Power tolerant |
| Frequency (MHz)   | 824.2  | 836.6 | 848.8 | /                      | 1850.2  | 1880  | 1909.8 | /                      |
| GSM   | 32.61  | 32.58 | 32.74 | 32±1                   | 28.75   | 29.19 | 29.24  | 28.5±1                 |
| GPRS 1 slots  | 32.67  | 32.64 | 32.79 | 32±1                   | 28.70   | 29.18 | 29.22  | 28.5±1                 |
| GPRS 2 slots  | 31.81  | 31.70 | 31.82 | 31±1                   | 27.72   | 28.19 | 28.28  | 27.5±1                 |
| GPRS 3 slots  | 29.90  | 29.85 | 29.86 | 29±1                   | 25.75   | 26.20 | 26.21  | 25.5±1                 |
| GPRS 4 slots  | 28.58  | 28.46 | 28.59 | 28±1                   | 24.52   | 24.96 | 24.99  | 24±1                   |
| EGPRS 1 slots   | 27.21  | 26.88 | 26.73 | 27±1                   | 25.40   | 25.75 | 25.71  | 25±1                   |
| EGPRS 2 slots   | 25.64  | 25.61 | 26.04 | 26±1                   | 24.53   | 24.45 | 24.61  | 24±1                   |
| EGPRS 3 slots   | 23.30  | 22.70 | 23.03 | 23±1                   | 22.40   | 22.34 | 22.00  | 22±1                   |
| EGPRS 4 slots   | 21.28  | 21.44 | 20.96 | 21±1                   | 20.59   | 20.58 | 20.76  | 20±1                   |
| Remark :<br>GPRS, CS1 coding scheme.<br>EGPRS, MCS5 coding scheme.<br>Multi 1 Slot , Support Max 4 downlink, 1 uplink , 5 working link<br>Multi 2 Slots , Support Max 4 downlink, 2 uplink , 5 working link<br>Multi 3 Slots , Support Max 4 downlink, 3 uplink , 5 working link<br>Multi 4 Slots , Support Max 4 downlink, 4 uplink , 5 working link |        |       |       |                        |         |       |        |                        |

| Source Based time Average Power (dBm) |        |       |       |                     |         |       |        |                     |
|---------------------------------------|--------|-------|-------|---------------------|---------|-------|--------|---------------------|
| Band                                  | GSM850 |       |       |                     | PCS1900 |       |        |                     |
| Channel                               | 128    | 190   | 251   | Time Average factor | 512     | 661   | 810    | Time Average factor |
| Frequency (MHz)                       | 824.2  | 836.6 | 848.8 | /                   | 1850.2  | 1880  | 1909.8 | /                   |
| GSM                                   | 23.58  | 23.55 | 23.71 | -9.03               | 19.72   | 20.16 | 20.21  | -9.03               |
| GPRS 1 slots                          | 23.64  | 23.61 | 23.76 | -9.03               | 19.67   | 20.15 | 20.19  | -9.03               |
| GPRS 2 slots                          | 25.79  | 25.68 | 25.80 | -6.02               | 21.70   | 22.17 | 22.26  | -6.02               |
| GPRS 3 slots                          | 25.64  | 25.59 | 25.60 | -4.26               | 21.49   | 21.94 | 21.95  | -4.26               |
| GPRS 4 slots                          | 25.57  | 25.45 | 25.58 | -3.01               | 21.51   | 21.95 | 21.98  | -3.01               |
| EGPRS 1 slots                         | 18.18  | 17.85 | 17.70 | -9.03               | 16.37   | 16.72 | 16.68  | -9.03               |
| EGPRS 2 slots                         | 19.62  | 19.59 | 20.02 | -6.02               | 18.51   | 18.43 | 18.59  | -6.02               |
| EGPRS 3 slots                         | 19.04  | 18.44 | 18.77 | -4.26               | 18.14   | 18.08 | 17.74  | -4.26               |
| EGPRS 4 slots                         | 18.27  | 18.43 | 17.95 | -3.01               | 17.58   | 17.57 | 17.75  | -3.01               |

Remark :  
 Time average factor = 1 uplink ,  $10 \cdot \log(1/8) = -9.03\text{dB}$  , 2 uplink ,  $10 \cdot \log(2/8) = -6.02\text{dB}$  , 3 uplink ,  $10 \cdot \log(3/8) = -4.26\text{dB}$  , 4 uplink ,  $10 \cdot \log(4/8) = -3.01\text{dB}$   
 Source based time average power = Burst Average power + Time Average factor

**Note:** DUT was set in GPRS(2Tx slots) for GSM850 and PCS1900 due to the Maximum source-base time average output power for body SAR.



| WCDMA - Average Power (dBm) |               |       |        |                        |              |       |       |                        |
|-----------------------------|---------------|-------|--------|------------------------|--------------|-------|-------|------------------------|
| Band                        | WCDMA Band II |       |        |                        | WCDMA Band V |       |       |                        |
| Channel                     | 9262          | 9400  | 9538   | Tune up Power tolerant | 4132         | 4182  | 4233  | Tune up Power tolerant |
| Frequency (MHz)             | 1852.4        | 1880  | 1907.6 | /                      | 826.4        | 836.4 | 846.6 | /                      |
| RMC 12.2k                   | 21.65         | 22.22 | 22.30  | 22±1                   | 23.28        | 23.49 | 23.62 | 23±1                   |
| HSDPA Subtest-1             | 20.69         | 21.26 | 21.37  | 21±1                   | 22.32        | 22.54 | 22.63 | 22±1                   |
| HSDPA Subtest-2             | 20.34         | 20.79 | 21.02  | 21±1                   | 21.82        | 21.86 | 22.34 | 21±1                   |
| HSDPA Subtest-3             | 19.14         | 19.78 | 20.12  | 20±1                   | 20.76        | 20.88 | 21.47 | 20±1                   |
| HSDPA Subtest-4             | 19.22         | 19.81 | 19.74  | 20±1                   | 20.76        | 20.52 | 20.87 | 20±1                   |
| HSUPA Subtest-1             | 19.77         | 21.01 | 21.22  | 21±1                   | 21.42        | 22.32 | 22.39 | 22±1                   |
| HSUPA Subtest-2             | 20.53         | 19.97 | 19.96  | 20±1                   | 22.16        | 22.45 | 22.58 | 22±1                   |
| HSUPA Subtest-3             | 19.03         | 21.28 | 21.38  | 19.5±2                 | 20.67        | 21.06 | 21.39 | 21±1                   |
| HSUPA Subtest-4             | 20.72         | 20.74 | 20.87  | 20±1                   | 22.32        | 22.54 | 22.64 | 22±1                   |
| HSUPA Subtest-5             | 19.30         | 21.22 | 21.42  | 19.5±2                 | 20.66        | 21.82 | 21.85 | 21±1                   |

### LTE Power Reduction

The following tests were conducted according to the test requirements outlined in section 6.2 of the 3GPP TS36.101 specification.

The allowed Maximum Power Reduction (MPR) for the maximum output power due to higher order modulation and transmit bandwidth configuration (resource blocks) is specified in Table 6.2.3-1 of the 3GPP TS36.101.

**Table 6.2.3-1: Maximum Power Reduction (MPR) for Power Class 3**

| Modulation | Channel bandwidth / Transmission bandwidth (RB) |         |       |        |        |        | MPR (dB) |
|------------|---|---------|-------|--------|--------|--------|----------|
|            | 1.4 MHz   | 3.0 MHz | 5 MHz | 10 MHz | 15 MHz | 20 MHz |          |
| QPSK       | > 5   | > 4     | > 8   | > 12   | > 16   | > 18   | ≤ 1      |
| 16 QAM     | ≤ 5   | ≤ 4     | ≤ 8   | ≤ 12   | ≤ 16   | ≤ 18   | ≤ 1      |
| 16 QAM     | > 5   | > 4     | > 8   | > 12   | > 16   | > 18   | ≤ 2      |

The allowed A-MPR values specified below in Table 6.2.4.-1 of 3GPP TS36.101 are in addition to the allowed MPR requirements. All the measurements below were performed with A-MPR disabled, by using Network Signalling Value of "NS\_01".

**Table 6.2.4-1: Additional Maximum Power Reduction (A-MPR)**

| Network Signalling value | Requirements (sub-clause) | E-UTRA Band              | Channel bandwidth (MHz) | Resources Blocks ( $N_{RB}$ ) | A-MPR (dB)    |
|--------------------------|---------------------------|--------------------------|-------------------------|-------------------------------|---------------|
| NS_01                    | 6.6.2.1.1                 | Table 5.5-1              | 1.4, 3, 5, 10, 15, 20   | Table 5.6-1                   | NA            |
| NS_03                    | 6.6.2.2.1                 | 2, 4, 10, 23, 25, 35, 36 | 3                       | >5                            | ≤ 1           |
|                          |                           |                          | 5                       | >6                            | ≤ 1           |
|                          |                           |                          | 10                      | >6                            | ≤ 1           |
|                          |                           |                          | 15                      | >8                            | ≤ 1           |
|                          |                           |                          | 20                      | >10                           | ≤ 1           |
| NS_04                    | 6.6.2.2.2                 | 41                       | 5                       | >6                            | ≤ 1           |
|                          |                           |                          | 10, 15, 20              | See Table 6.2.4-4             |               |
| NS_05                    | 6.6.3.3.1                 | 1                        | 10,15,20                | ≥ 50                          | ≤ 1           |
| NS_06                    | 6.6.2.2.3                 | 12, 13, 14, 17           | 1.4, 3, 5, 10           | Table 5.6-1                   | n/a           |
| NS_07                    | 6.6.2.2.3                 | 13                       | 10                      | Table 6.2.4-2                 | Table 6.2.4-2 |
|                          | 6.6.3.3.2                 |                          |                         |                               |               |
| NS_08                    | 6.6.3.3.3                 | 19                       | 10, 15                  | > 44                          | ≤ 3           |
| NS_09                    | 6.6.3.3.4                 | 21                       | 10, 15                  | > 40                          | ≤ 1           |
|                          |                           |                          |                         | > 55                          | ≤ 2           |
| NS_10                    |                           | 20                       | 15, 20                  | Table 6.2.4-3                 | Table 6.2.4-3 |
| NS_11                    | 6.6.2.2.1                 | 23 <sup>1</sup>          | 1.4, 3, 5, 10           | Table 6.2.4-5                 | Table 6.2.4-5 |
| --                       |                           |                          |                         |                               |               |
| NS_32                    | -                         | -                        | -                       | -                             | -             |

Note 1: Applies to the lower block of Band 23, i.e. a carrier placed in the 2000-2010 MHz region.

**LTE Band 2:**

| BW(MHz) | Ch    | Freq(MHz) | Mode  | UL RB Allocation | UL RB Offset | Average Power (dbm) | Tune up limited(dBm) | MPR (dB) |
|---------|-------|-----------|-------|------------------|--------------|---------------------|----------------------|----------|
| 1.4MHz  | 18607 | 1850.7    | QPSK  | 1                | 0            | 21.76               | 22.0±1               | /        |
|         |       |           |       | 1                | 2            | 21.99               | 22.0±1               | /        |
|         |       |           |       | 1                | 5            | 21.76               | 22.0±1               | /        |
|         |       |           |       | 3                | 0            | 21.73               | 22.0±1               | /        |
|         |       |           |       | 3                | 2            | 21.75               | 21.0±1               | /        |
|         |       |           |       | 6                | 0            | 20.74               | 21.0±1               | /        |
|         |       |           | 16QAM | 1                | 0            | 20.68               | 21.0±1               | /        |
|         |       |           |       | 1                | 2            | 20.97               | 21.0±1               | /        |
|         |       |           |       | 1                | 5            | 20.75               | 21.0±1               | /        |
|         |       |           |       | 3                | 0            | 20.86               | 21.0±1               | /        |
|         |       |           |       | 3                | 2            | 20.89               | 21.0±1               | /        |
|         |       |           |       | 6                | 0            | 20.73               | 21.0±1               | /        |
|         | 18900 | 1880      | QPSK  | 1                | 0            | 22.11               | 22.0±1               | /        |
|         |       |           |       | 1                | 2            | 22.35               | 22.0±1               | /        |
|         |       |           |       | 1                | 5            | 22.13               | 22.0±1               | /        |
|         |       |           |       | 3                | 0            | 22.19               | 22.0±1               | /        |
|         |       |           |       | 3                | 1            | 21.20               | 21.0±1               | /        |
|         |       |           |       | 6                | 0            | 21.22               | 21.0±1               | /        |
|         |       |           | 16QAM | 1                | 0            | 21.32               | 21.0±1               | /        |
|         |       |           |       | 1                | 2            | 21.80               | 21.0±1               | /        |
|         |       |           |       | 1                | 5            | 21.68               | 21.0±1               | /        |
|         |       |           |       | 3                | 0            | 21.21               | 21.0±1               | /        |
|         |       |           |       | 3                | 2            | 21.24               | 21.0±1               | /        |
|         |       |           |       | 6                | 0            | 20.16               | 21.0±1               | /        |
|         | 19193 | 1909.3    | QPSK  | 1                | 0            | 22.33               | 22.0±1               | /        |
|         |       |           |       | 1                | 2            | 22.60               | 22.0±1               | /        |
|         |       |           |       | 1                | 5            | 22.38               | 22.0±1               | /        |
| 3       |       |           |       | 0                | 22.38        | 22.0±1              | /                    |          |
| 3       |       |           |       | 2                | 21.37        | 21.0±1              | /                    |          |
| 6       |       |           |       | 0                | 21.45        | 21.0±1              | /                    |          |
| 16QAM   |       |           | 1     | 0                | 21.56        | 21.0±1              | /                    |          |
|         |       |           | 1     | 2                | 21.75        | 21.0±1              | /                    |          |
|         |       |           | 1     | 5                | 21.60        | 21.0±1              | /                    |          |
|         |       |           | 3     | 0                | 21.67        | 21.0±1              | /                    |          |
|         |       |           | 3     | 2                | 21.70        | 21.0±1              | /                    |          |
|         |       |           | 6     | 0                | 20.73        | 21.0±1              | /                    |          |



| BW(MHz) | Ch    | Freq(MHz) | Mode  | UL RB Allocation | UL RB Offset | Average Power (dbm) | Tune up limited(dBm) | MPR (dB) |
|---------|-------|-----------|-------|------------------|--------------|---------------------|----------------------|----------|
| 3MHz    | 18615 | 1851.5    | QPSK  | 1                | 0            | 22.06               | 22.0±1               | /        |
|         |       |           |       | 1                | 8            | 22.06               | 22.0±1               | /        |
|         |       |           |       | 1                | 14           | 22.01               | 22.0±1               | /        |
|         |       |           |       | 6                | 0            | 21.08               | 21.0±1               | 1.0      |
|         |       |           |       | 6                | 9            | 21.10               | 21.0±1               | 1.0      |
|         |       |           |       | 15               | 0            | 21.06               | 21.0±1               | 1.0      |
|         |       |           | 16QAM | 1                | 0            | 21.27               | 21.0±1               | 1.0      |
|         |       |           |       | 1                | 8            | 21.30               | 21.0±1               | 1.0      |
|         |       |           |       | 1                | 14           | 21.28               | 21.0±1               | 1.0      |
|         |       |           |       | 6                | 0            | 20.08               | 21.0±1               | 1.0      |
|         |       |           |       | 6                | 9            | 20.08               | 21.0±1               | 1.0      |
|         |       |           |       | 15               | 0            | 20.02               | 21.0±1               | 1.0      |
|         | 18900 | 1880      | QPSK  | 1                | 0            | 22.56               | 22.0±1               | /        |
|         |       |           |       | 1                | 8            | 22.60               | 22.0±1               | /        |
|         |       |           |       | 1                | 14           | 22.61               | 22.0±1               | /        |
|         |       |           |       | 6                | 4            | 21.59               | 21.0±1               | 1.0      |
|         |       |           |       | 6                | 9            | 21.63               | 21.0±1               | 1.0      |
|         |       |           |       | 15               | 0            | 21.58               | 21.0±1               | 1.0      |
|         |       |           | 16QAM | 1                | 0            | 21.74               | 21.0±1               | 1.0      |
|         |       |           |       | 1                | 8            | 21.74               | 21.0±1               | 1.0      |
|         |       |           |       | 1                | 14           | 21.77               | 21.0±1               | 1.0      |
|         |       |           |       | 6                | 0            | 20.59               | 21.0±1               | 1.0      |
|         |       |           |       | 6                | 9            | 20.60               | 21.0±1               | 1.0      |
|         |       |           |       | 15               | 0            | 20.48               | 21.0±1               | 1.0      |
|         | 19185 | 1908.5    | QPSK  | 1                | 0            | 22.77               | 22.0±1               | /        |
|         |       |           |       | 1                | 8            | 22.85               | 22.0±1               | /        |
|         |       |           |       | 1                | 14           | 22.88               | 22.0±1               | /        |
|         |       |           |       | 6                | 0            | 21.75               | 21.0±1               | 1.0      |
|         |       |           |       | 6                | 9            | 21.79               | 21.0±1               | 1.0      |
|         |       |           |       | 15               | 0            | 21.72               | 21.0±1               | 1.0      |
| 16QAM   |       |           | 1     | 0                | 21.58        | 21.0±1              | 1.0                  |          |
|         |       |           | 1     | 8                | 21.63        | 21.0±1              | 1.0                  |          |
|         |       |           | 1     | 14               | 21.62        | 21.0±1              | 1.0                  |          |
|         |       |           | 6     | 0                | 20.74        | 21.0±1              | 1.0                  |          |
|         |       |           | 6     | 9                | 20.76        | 21.0±1              | 1.0                  |          |
|         |       |           | 15    | 0                | 20.71        | 21.0±1              | 1.0                  |          |

| BW(MHz) | Ch     | Freq(MHz) | Mode  | UL RB Allocation | UL RB Offset | Average Power (dbm) | Tune up limited(dBm) | MPR (dB) |
|---------|--------|-----------|-------|------------------|--------------|---------------------|----------------------|----------|
| 5MHz    | 18625  | 1852.5    | QPSK  | 1                | 0            | 21.97               | 22.0±1               | /        |
|         |        |           |       | 1                | 12           | 22.10               | 22.0±1               | /        |
|         |        |           |       | 1                | 24           | 21.97               | 22.0±1               | /        |
|         |        |           |       | 12               | 0            | 21.06               | 21.0±1               | 1.0      |
|         |        |           |       | 12               | 11           | 21.07               | 21.0±1               | 1.0      |
|         |        |           |       | 25               | 0            | 21.09               | 21.0±1               | 1.0      |
|         |        |           | 16QAM | 1                | 0            | 21.24               | 21.0±1               | 1.0      |
|         |        |           |       | 1                | 12           | 21.34               | 21.0±1               | 1.0      |
|         |        |           |       | 1                | 24           | 21.21               | 21.0±1               | 1.0      |
|         |        |           |       | 12               | 0            | 20.01               | 21.0±1               | 1.0      |
|         |        |           |       | 12               | 11           | 20.04               | 21.0±1               | 1.0      |
|         |        |           |       | 25               | 0            | 20.08               | 21.0±1               | 1.0      |
|         | 18900  | 1880      | QPSK  | 1                | 0            | 22.44               | 22.0±1               | /        |
|         |        |           |       | 1                | 12           | 22.65               | 22.0±1               | /        |
|         |        |           |       | 1                | 24           | 22.54               | 22.0±1               | /        |
|         |        |           |       | 12               | 0            | 21.60               | 21.0±1               | 1.0      |
|         |        |           |       | 12               | 11           | 21.66               | 21.0±1               | 1.0      |
|         |        |           |       | 25               | 0            | 21.62               | 21.0±1               | 1.0      |
|         |        |           | 16QAM | 1                | 0            | 21.65               | 21.0±1               | 1.0      |
|         |        |           |       | 1                | 12           | 21.81               | 21.0±1               | 1.0      |
|         |        |           |       | 1                | 24           | 21.72               | 21.0±1               | 1.0      |
|         |        |           |       | 12               | 0            | 20.46               | 21.0±1               | 1.0      |
|         |        |           |       | 12               | 11           | 20.56               | 21.0±1               | 1.0      |
|         |        |           |       | 25               | 0            | 20.57               | 21.0±1               | 1.0      |
| 19175   | 1907.5 | QPSK      | 1     | 0                | 22.55        | 22.0±1              | /                    |          |
|         |        |           | 1     | 12               | 22.71        | 22.0±1              | /                    |          |
|         |        |           | 1     | 24               | 22.61        | 22.0±1              | /                    |          |
|         |        |           | 12    | 0                | 21.71        | 21.0±1              | 1.0                  |          |
|         |        |           | 12    | 11               | 21.74        | 21.0±1              | 1.0                  |          |
|         |        |           | 25    | 0                | 21.75        | 21.0±1              | 1.0                  |          |
|         |        | 16QAM     | 1     | 0                | 21.89        | 21.0±1              | 1.0                  |          |
|         |        |           | 1     | 12               | 21.99        | 21.0±1              | 1.0                  |          |
|         |        |           | 1     | 24               | 21.90        | 21.0±1              | 1.0                  |          |
|         |        |           | 12    | 0                | 20.76        | 21.0±1              | 1.0                  |          |
|         |        |           | 12    | 11               | 20.79        | 21.0±1              | 1.0                  |          |
|         |        |           | 25    | 0                | 20.77        | 21.0±1              | 1.0                  |          |

| BW(MHz) | Ch    | Freq(MHz) | Mode  | UL RB Allocation | UL RB Offset | Average Power (dbm) | Tune up limited(dBm) | MPR (dB) |
|---------|-------|-----------|-------|------------------|--------------|---------------------|----------------------|----------|
| 10MHz   | 18650 | 1855      | QPSK  | 1                | 0            | 22.06               | 22.0±1               | /        |
|         |       |           |       | 1                | 24           | 22.19               | 22.0±1               | /        |
|         |       |           |       | 1                | 49           | 22.06               | 22.0±1               | /        |
|         |       |           |       | 25               | 0            | 21.12               | 21.0±1               | 1.0      |
|         |       |           |       | 25               | 24           | 21.16               | 21.0±1               | 1.0      |
|         |       |           |       | 50               | 0            | 21.11               | 21.0±1               | 1.0      |
|         |       |           | 16QAM | 1                | 0            | 21.31               | 21.0±1               | 1.0      |
|         |       |           |       | 1                | 24           | 21.39               | 21.0±1               | 1.0      |
|         |       |           |       | 1                | 49           | 21.25               | 21.0±1               | 1.0      |
|         |       |           |       | 25               | 0            | 20.19               | 21.0±1               | 1.0      |
|         |       |           |       | 25               | 24           | 20.18               | 21.0±1               | 1.0      |
|         |       |           |       | 50               | 0            | 20.12               | 21.0±1               | 1.0      |
|         | 18900 | 1880      | QPSK  | 1                | 0            | 22.46               | 22.0±1               | /        |
|         |       |           |       | 1                | 24           | 22.73               | 22.0±1               | /        |
|         |       |           |       | 1                | 49           | 22.65               | 22.0±1               | /        |
|         |       |           |       | 25               | 0            | 21.62               | 21.0±1               | 1.0      |
|         |       |           |       | 25               | 24           | 21.74               | 21.0±1               | 1.0      |
|         |       |           |       | 50               | 0            | 21.68               | 21.0±1               | 1.0      |
|         |       |           | 16QAM | 1                | 0            | 21.61               | 21.0±1               | 1.0      |
|         |       |           |       | 1                | 24           | 21.90               | 21.0±1               | 1.0      |
|         |       |           |       | 1                | 49           | 21.83               | 21.0±1               | 1.0      |
|         |       |           |       | 25               | 0            | 20.66               | 21.0±1               | 1.0      |
|         |       |           |       | 25               | 24           | 20.74               | 21.0±1               | 1.0      |
|         |       |           |       | 50               | 0            | 20.63               | 21.0±1               | 1.0      |
| 19150   | 1905  | QPSK      | 1     | 0                | 22.71        | 22.0±1              | /                    |          |
|         |       |           | 1     | 24               | 22.89        | 22.0±1              | /                    |          |
|         |       |           | 1     | 49               | 22.82        | 22.0±1              | /                    |          |
|         |       |           | 25    | 0                | 21.78        | 21.0±1              | 1.0                  |          |
|         |       |           | 25    | 24               | 21.79        | 21.0±1              | 1.0                  |          |
|         |       |           | 50    | 0                | 21.77        | 21.0±1              | 1.0                  |          |
|         |       | 16QAM     | 1     | 0                | 21.58        | 21.0±1              | 1.0                  |          |
|         |       |           | 1     | 24               | 21.79        | 21.0±1              | 1.0                  |          |
|         |       |           | 1     | 49               | 21.63        | 21.0±1              | 1.0                  |          |
|         |       |           | 25    | 0                | 20.80        | 21.0±1              | 1.0                  |          |
|         |       |           | 25    | 24               | 20.84        | 21.0±1              | 1.0                  |          |
|         |       |           | 50    | 0                | 20.79        | 21.0±1              | 1.0                  |          |



| BW(MHz) | Ch    | Freq(MHz) | Mode  | UL RB Allocation | UL RB Offset | Average Power (dbm) | Tune up limited(dBm) | MPR (dB) |
|---------|-------|-----------|-------|------------------|--------------|---------------------|----------------------|----------|
| 15MHz   | 18675 | 1857.5    | QPSK  | 1                | 0            | 22.03               | 22.0±1               | /        |
|         |       |           |       | 1                | 37           | 22.10               | 22.0±1               | /        |
|         |       |           |       | 1                | 74           | 22.13               | 22.0±1               | /        |
|         |       |           |       | 36               | 0            | 21.16               | 21.0±1               | 1.0      |
|         |       |           |       | 36               | 35           | 21.26               | 21.0±1               | 1.0      |
|         |       |           |       | 75               | 0            | 21.24               | 21.0±1               | 1.0      |
|         |       |           | 16QAM | 1                | 0            | 21.28               | 21.0±1               | 1.0      |
|         |       |           |       | 1                | 37           | 21.28               | 21.0±1               | 1.0      |
|         |       |           |       | 1                | 74           | 21.32               | 21.0±1               | 1.0      |
|         |       |           |       | 36               | 0            | 20.09               | 21.0±1               | 1.0      |
|         |       |           |       | 36               | 35           | 20.15               | 21.0±1               | 1.0      |
|         |       |           |       | 75               | 0            | 20.16               | 21.0±1               | 1.0      |
|         | 18900 | 1880      | QPSK  | 1                | 0            | 22.37               | 22.0±1               | /        |
|         |       |           |       | 1                | 37           | 22.65               | 22.0±1               | /        |
|         |       |           |       | 1                | 74           | 22.59               | 22.0±1               | /        |
|         |       |           |       | 36               | 0            | 21.62               | 21.0±1               | 1.0      |
|         |       |           |       | 36               | 35           | 21.79               | 21.0±1               | 1.0      |
|         |       |           |       | 75               | 0            | 21.69               | 21.0±1               | 1.0      |
|         |       |           | 16QAM | 1                | 0            | 21.50               | 21.0±1               | 1.0      |
|         |       |           |       | 1                | 37           | 21.81               | 21.0±1               | 1.0      |
|         |       |           |       | 1                | 74           | 21.81               | 21.0±1               | 1.0      |
|         |       |           |       | 36               | 0            | 20.59               | 21.0±1               | 1.0      |
|         |       |           |       | 36               | 35           | 20.77               | 21.0±1               | 1.0      |
|         |       |           |       | 75               | 0            | 20.67               | 21.0±1               | 1.0      |
|         | 19125 | 1902.5    | QPSK  | 1                | 0            | 22.76               | 22.0±1               | /        |
|         |       |           |       | 1                | 37           | 22.78               | 22.0±1               | /        |
|         |       |           |       | 1                | 74           | 22.82               | 22.0±1               | /        |
| 36      |       |           |       | 0                | 21.86        | 21.0±1              | 1.0                  |          |
| 36      |       |           |       | 35               | 21.87        | 21.0±1              | 1.0                  |          |
| 75      |       |           |       | 0                | 21.89        | 21.0±1              | 1.0                  |          |
| 16QAM   |       |           | 1     | 0                | 21.70        | 21.0±1              | 1.0                  |          |
|         |       |           | 1     | 37               | 21.80        | 21.0±1              | 1.0                  |          |
|         |       |           | 1     | 74               | 21.73        | 21.0±1              | 1.0                  |          |
|         |       |           | 36    | 0                | 20.79        | 21.0±1              | 1.0                  |          |
|         |       |           | 36    | 35               | 20.78        | 21.0±1              | 1.0                  |          |
|         |       |           | 75    | 0                | 20.85        | 21.0±1              | 1.0                  |          |

| BW(MHz) | Ch    | Freq(MHz) | Mode  | UL RB Allocation | UL RB Offset | Average Power (dbm) | Tune up limited(dBm) | MPR (dB) |
|---------|-------|-----------|-------|------------------|--------------|---------------------|----------------------|----------|
| 20MHz   | 18700 | 1860      | QPSK  | 1                | 0            | 21.95               | 22.0±1               | /        |
|         |       |           |       | 1                | 49           | 22.16               | 22.0±1               | /        |
|         |       |           |       | 1                | 99           | 22.15               | 22.0±1               | /        |
|         |       |           |       | 50               | 0            | 21.00               | 21.0±1               | 1.0      |
|         |       |           |       | 50               | 24           | 21.11               | 21.0±1               | 1.0      |
|         |       |           |       | 100              | 0            | 21.05               | 21.0±1               | 1.0      |
|         |       |           | 16QAM | 1                | 0            | 21.15               | 21.0±1               | 1.0      |
|         |       |           |       | 1                | 49           | 21.30               | 21.0±1               | 1.0      |
|         |       |           |       | 1                | 99           | 21.28               | 21.0±1               | 1.0      |
|         |       |           |       | 50               | 0            | 20.98               | 21.0±1               | 1.0      |
|         |       |           |       | 50               | 49           | 20.10               | 21.0±1               | 1.0      |
|         |       |           |       | 100              | 0            | 20.03               | 21.0±1               | 1.0      |
|         | 18900 | 1880      | QPSK  | 1                | 0            | 22.31               | 22.0±1               | /        |
|         |       |           |       | 1                | 49           | 22.89               | 22.0±1               | /        |
|         |       |           |       | 1                | 99           | 22.65               | 22.0±1               | /        |
|         |       |           |       | 50               | 0            | 21.53               | 21.0±1               | 1.0      |
|         |       |           |       | 50               | 24           | 21.97               | 21.0±1               | 1.0      |
|         |       |           |       | 100              | 0            | 21.61               | 21.0±1               | 1.0      |
|         |       |           | 16QAM | 1                | 0            | 21.15               | 21.0±1               | 1.0      |
|         |       |           |       | 1                | 49           | 21.66               | 21.0±1               | 1.0      |
|         |       |           |       | 1                | 99           | 21.45               | 21.0±1               | 1.0      |
|         |       |           |       | 50               | 0            | 20.50               | 21.0±1               | 1.0      |
|         |       |           |       | 50               | 24           | 20.64               | 21.0±1               | 1.0      |
|         |       |           |       | 100              | 0            | 20.63               | 21.0±1               | 1.0      |
| 19100   | 1900  | QPSK      | 1     | 0                | 22.65        | 22.0±1              | /                    |          |
|         |       |           | 1     | 49               | 22.85        | 22.0±1              | /                    |          |
|         |       |           | 1     | 99               | 22.71        | 22.0±1              | /                    |          |
|         |       |           | 50    | 0                | 21.86        | 21.0±1              | 1.0                  |          |
|         |       |           | 50    | 24               | 21.77        | 21.0±1              | 1.0                  |          |
|         |       |           | 100   | 0                | 21.83        | 21.0±1              | 1.0                  |          |
|         |       | 16QAM     | 1     | 0                | 21.42        | 21.0±1              | 1.0                  |          |
|         |       |           | 1     | 49               | 21.67        | 21.0±1              | 1.0                  |          |
|         |       |           | 1     | 99               | 21.44        | 21.0±1              | 1.0                  |          |
|         |       |           | 50    | 0                | 20.88        | 21.0±1              | 1.0                  |          |
|         |       |           | 50    | 24               | 20.81        | 21.0±1              | 1.0                  |          |
|         |       |           | 100   | 0                | 20.82        | 21.0±1              | 1.0                  |          |

**LTE Band 4:**

| BW(MHz) | Ch    | Freq(MHz) | Mode  | UL RB Allocation | UL RB Offset | Average Power (dbm) | Tune up limited(dBm) | MPR (dB) |
|---------|-------|-----------|-------|------------------|--------------|---------------------|----------------------|----------|
| 1.4MHz  | 19957 | 1710.7    | QPSK  | 1                | 0            | 23.21               | 22.5±1               | /        |
|         |       |           |       | 1                | 2            | 23.39               | 22.5±1               | /        |
|         |       |           |       | 1                | 5            | 23.22               | 22.5±1               | /        |
|         |       |           |       | 3                | 0            | 23.24               | 22.5±1               | /        |
|         |       |           |       | 3                | 1            | 23.22               | 22.5±1               | /        |
|         |       |           |       | 6                | 0            | 22.22               | 21.5±1               | 1.0      |
|         |       |           | 16QAM | 1                | 0            | 22.02               | 21.5±1               | 1.0      |
|         |       |           |       | 1                | 2            | 22.22               | 21.5±1               | 1.0      |
|         |       |           |       | 1                | 5            | 22.05               | 21.5±1               | 1.0      |
|         |       |           |       | 3                | 0            | 22.20               | 21.5±1               | 1.0      |
|         |       |           |       | 3                | 2            | 22.20               | 21.5±1               | 1.0      |
|         |       |           |       | 6                | 0            | 21.19               | 21.5±1               | 1.0      |
|         | 20175 | 1732.5    | QPSK  | 1                | 0            | 22.92               | 22.5±1               | /        |
|         |       |           |       | 1                | 2            | 23.12               | 22.5±1               | /        |
|         |       |           |       | 1                | 5            | 22.92               | 22.5±1               | /        |
|         |       |           |       | 3                | 0            | 22.92               | 22.5±1               | /        |
|         |       |           |       | 3                | 2            | 22.92               | 22.5±1               | /        |
|         |       |           |       | 6                | 0            | 21.89               | 21.5±1               | 1.0      |
|         |       |           | 16QAM | 1                | 0            | 21.85               | 21.5±1               | 1.0      |
|         |       |           |       | 1                | 2            | 22.09               | 21.5±1               | 1.0      |
|         |       |           |       | 1                | 5            | 21.89               | 21.5±1               | 1.0      |
|         |       |           |       | 3                | 0            | 22.04               | 21.5±1               | 1.0      |
|         |       |           |       | 3                | 2            | 22.07               | 21.5±1               | 1.0      |
|         |       |           |       | 6                | 0            | 20.90               | 21.5±1               | 1.0      |
|         | 20393 | 1754.3    | QPSK  | 1                | 0            | 22.52               | 22.5±1               | /        |
|         |       |           |       | 1                | 2            | 22.76               | 22.5±1               | /        |
|         |       |           |       | 1                | 5            | 22.49               | 22.5±1               | /        |
| 3       |       |           |       | 0                | 22.63        | 22.5±1              | /                    |          |
| 3       |       |           |       | 2                | 22.58        | 22.5±1              | /                    |          |
| 6       |       |           |       | 0                | 21.55        | 21.5±1              | 1.0                  |          |
| 16QAM   |       |           | 1     | 0                | 21.75        | 21.5±1              | 1.0                  |          |
|         |       |           | 1     | 2                | 21.90        | 21.5±1              | 1.0                  |          |
|         |       |           | 1     | 5                | 21.73        | 21.5±1              | 1.0                  |          |
|         |       |           | 3     | 0                | 21.64        | 21.5±1              | 1.0                  |          |
|         |       |           | 3     | 2                | 21.65        | 21.5±1              | 1.0                  |          |
|         |       |           | 6     | 0                | 20.54        | 21.5±1              | 1.0                  |          |



| BW(MHz) | Ch    | Freq(MHz) | Mode  | UL RB Allocation | UL RB Offset | Average Power (dbm) | Tune up limited(dBm) | MPR (dB) |
|---------|-------|-----------|-------|------------------|--------------|---------------------|----------------------|----------|
| 3MHz    | 19965 | 1711.5    | QPSK  | 1                | 0            | 23.19               | 22.5±1               | /        |
|         |       |           |       | 1                | 8            | 23.20               | 22.5±1               | /        |
|         |       |           |       | 1                | 14           | 23.19               | 22.5±1               | /        |
|         |       |           |       | 8                | 0            | 22.23               | 21.5±1               | 1.0      |
|         |       |           |       | 8                | 4            | 22.23               | 21.5±1               | 1.0      |
|         |       |           |       | 15               | 0            | 22.21               | 21.5±1               | 1.0      |
|         |       |           | 16QAM | 1                | 0            | 22.49               | 21.5±1               | 1.0      |
|         |       |           |       | 1                | 8            | 22.31               | 21.5±1               | 1.0      |
|         |       |           |       | 1                | 14           | 22.44               | 21.5±1               | 1.0      |
|         |       |           |       | 8                | 0            | 21.23               | 21.5±1               | 1.0      |
|         |       |           |       | 8                | 9            | 21.22               | 21.5±1               | 1.0      |
|         |       |           |       | 15               | 0            | 21.16               | 21.5±1               | 1.0      |
|         | 20175 | 1732.5    | QPSK  | 1                | 0            | 22.94               | 22.5±1               | /        |
|         |       |           |       | 1                | 8            | 22.92               | 22.5±1               | /        |
|         |       |           |       | 1                | 14           | 22.90               | 22.5±1               | /        |
|         |       |           |       | 8                | 0            | 21.95               | 21.5±1               | 1.0      |
|         |       |           |       | 8                | 4            | 21.97               | 21.5±1               | 1.0      |
|         |       |           |       | 15               | 0            | 21.93               | 21.5±1               | 1.0      |
|         |       |           | 16QAM | 1                | 0            | 22.11               | 21.5±1               | 1.0      |
|         |       |           |       | 1                | 8            | 22.07               | 21.5±1               | 1.0      |
|         |       |           |       | 1                | 14           | 22.05               | 21.5±1               | 1.0      |
|         |       |           |       | 8                | 0            | 20.95               | 21.5±1               | 1.0      |
|         |       |           |       | 8                | 4            | 20.93               | 21.5±1               | 1.0      |
|         |       |           |       | 15               | 0            | 20.81               | 21.5±1               | 1.0      |
|         | 20385 | 1753.5    | QPSK  | 1                | 0            | 22.70               | 22.5±1               | /        |
|         |       |           |       | 1                | 8            | 22.72               | 22.5±1               | /        |
|         |       |           |       | 1                | 14           | 22.65               | 22.5±1               | /        |
| 8       |       |           |       | 0                | 21.66        | 21.5±1              | 1.0                  |          |
| 8       |       |           |       | 9                | 21.63        | 21.5±1              | 1.0                  |          |
| 15      |       |           |       | 0                | 21.63        | 21.5±1              | 1.0                  |          |
| 16QAM   |       |           | 1     | 0                | 21.55        | 21.5±1              | 1.0                  |          |
|         |       |           | 1     | 8                | 21.56        | 21.5±1              | 1.0                  |          |
|         |       |           | 1     | 14               | 21.49        | 21.5±1              | 1.0                  |          |
|         |       |           | 8     | 0                | 20.70        | 21.5±1              | 1.0                  |          |
|         |       |           | 8     | 9                | 20.66        | 21.5±1              | 1.0                  |          |
|         |       |           | 15    | 0                | 20.66        | 21.5±1              | 1.0                  |          |

| BW(MHz) | Ch    | Freq(MHz) | Mode  | UL RB Allocation | UL RB Offset | Average Power (dbm) | Tune up limited(dBm) | MPR (dB) |
|---------|-------|-----------|-------|------------------|--------------|---------------------|----------------------|----------|
| 5MHz    | 19975 | 1712.5    | QPSK  | 1                | 0            | 23.12               | 22.5±1               | /        |
|         |       |           |       | 1                | 49           | 23.24               | 22.5±1               | /        |
|         |       |           |       | 1                | 99           | 23.06               | 22.5±1               | /        |
|         |       |           |       | 12               | 0            | 22.22               | 21.5±1               | 1.0      |
|         |       |           |       | 12               | 24           | 22.19               | 21.5±1               | 1.0      |
|         |       |           |       | 25               | 0            | 22.22               | 21.5±1               | 1.0      |
|         |       |           | 16QAM | 1                | 0            | 22.41               | 21.5±1               | 1.0      |
|         |       |           |       | 1                | 49           | 22.41               | 21.5±1               | 1.0      |
|         |       |           |       | 1                | 99           | 22.33               | 21.5±1               | 1.0      |
|         |       |           |       | 12               | 0            | 21.14               | 21.5±1               | 1.0      |
|         |       |           |       | 12               | 24           | 21.16               | 21.5±1               | 1.0      |
|         |       |           |       | 25               | 0            | 21.23               | 21.5±1               | 1.0      |
|         | 20175 | 1732.5    | QPSK  | 1                | 0            | 22.86               | 22.5±1               | /        |
|         |       |           |       | 1                | 49           | 22.94               | 22.5±1               | /        |
|         |       |           |       | 1                | 99           | 22.77               | 22.5±1               | /        |
|         |       |           |       | 12               | 0            | 21.92               | 21.5±1               | 1.0      |
|         |       |           |       | 12               | 49           | 21.88               | 21.5±1               | 1.0      |
|         |       |           |       | 25               | 0            | 21.92               | 21.5±1               | 1.0      |
|         |       |           | 16QAM | 1                | 0            | 22.02               | 21.5±1               | 1.0      |
|         |       |           |       | 1                | 49           | 22.09               | 21.5±1               | 1.0      |
|         |       |           |       | 1                | 99           | 21.92               | 21.5±1               | 1.0      |
|         |       |           |       | 12               | 0            | 20.86               | 21.5±1               | 1.0      |
|         |       |           |       | 12               | 24           | 20.86               | 21.5±1               | 1.0      |
|         |       |           |       | 25               | 0            | 20.86               | 21.5±1               | 1.0      |
|         | 20375 | 1752.5    | QPSK  | 1                | 0            | 22.55               | 22.5±1               | /        |
|         |       |           |       | 1                | 49           | 22.64               | 22.5±1               | /        |
|         |       |           |       | 1                | 99           | 22.47               | 22.5±1               | /        |
| 12      |       |           |       | 0                | 21.69        | 21.5±1              | 1.0                  |          |
| 12      |       |           |       | 49               | 21.63        | 21.5±1              | 1.0                  |          |
| 25      |       |           |       | 0                | 21.68        | 21.5±1              | 1.0                  |          |
| 16QAM   |       |           | 1     | 0                | 21.86        | 21.5±1              | 1.0                  |          |
|         |       |           | 1     | 49               | 21.99        | 21.5±1              | 1.0                  |          |
|         |       |           | 1     | 99               | 21.79        | 21.5±1              | 1.0                  |          |
|         |       |           | 12    | 0                | 20.76        | 21.5±1              | 1.0                  |          |
|         |       |           | 12    | 49               | 20.66        | 21.5±1              | 1.0                  |          |
|         |       |           | 25    | 0                | 20.69        | 21.5±1              | 1.0                  |          |

| BW(MHz) | Ch    | Freq(MHz) | Mode  | UL RB Allocation | UL RB Offset | Average Power (dbm) | Tune up limited(dBm) | MPR (dB) |
|---------|-------|-----------|-------|------------------|--------------|---------------------|----------------------|----------|
| 10MHz   | 20000 | 1715      | QPSK  | 1                | 0            | 23.19               | 22.5±1               | /        |
|         |       |           |       | 1                | 49           | 23.31               | 22.5±1               | /        |
|         |       |           |       | 1                | 99           | 23.09               | 22.5±1               | /        |
|         |       |           |       | 25               | 0            | 22.24               | 21.5±1               | 1.0      |
|         |       |           |       | 25               | 49           | 22.18               | 21.5±1               | 1.0      |
|         |       |           |       | 50               | 0            | 22.23               | 21.5±1               | 1.0      |
|         |       |           | 16QAM | 1                | 0            | 22.43               | 21.5±1               | 1.0      |
|         |       |           |       | 1                | 49           | 22.41               | 21.5±1               | 1.0      |
|         |       |           |       | 1                | 99           | 22.38               | 21.5±1               | 1.0      |
|         |       |           |       | 25               | 0            | 21.34               | 21.5±1               | 1.0      |
|         |       |           |       | 25               | 49           | 21.27               | 21.5±1               | 1.0      |
|         |       |           |       | 50               | 0            | 21.23               | 21.5±1               | 1.0      |
|         | 20175 | 1732.5    | QPSK  | 1                | 0            | 22.99               | 22.5±1               | /        |
|         |       |           |       | 1                | 49           | 23.08               | 22.5±1               | /        |
|         |       |           |       | 1                | 99           | 22.84               | 22.5±1               | /        |
|         |       |           |       | 25               | 0            | 21.98               | 21.5±1               | 1.0      |
|         |       |           |       | 25               | 49           | 21.93               | 21.5±1               | 1.0      |
|         |       |           |       | 50               | 0            | 21.92               | 21.5±1               | 1.0      |
|         |       |           | 16QAM | 1                | 0            | 22.17               | 21.5±1               | 1.0      |
|         |       |           |       | 1                | 49           | 22.21               | 21.5±1               | 1.0      |
|         |       |           |       | 1                | 99           | 21.97               | 21.5±1               | 1.0      |
|         |       |           |       | 25               | 0            | 20.98               | 21.5±1               | 1.0      |
|         |       |           |       | 25               | 49           | 20.96               | 21.5±1               | 1.0      |
|         |       |           |       | 50               | 0            | 20.94               | 21.5±1               | 1.0      |
| 20350   | 1750  | QPSK      | 1     | 0                | 22.80        | 22.5±1              | /                    |          |
|         |       |           | 1     | 49               | 22.90        | 22.5±1              | /                    |          |
|         |       |           | 1     | 99               | 22.63        | 22.5±1              | /                    |          |
|         |       |           | 25    | 0                | 21.85        | 21.5±1              | 1.0                  |          |
|         |       |           | 25    | 49               | 21.72        | 21.5±1              | 1.0                  |          |
|         |       |           | 50    | 0                | 21.80        | 21.5±1              | 1.0                  |          |
|         |       | 16QAM     | 1     | 0                | 21.64        | 21.5±1              | 1.0                  |          |
|         |       |           | 1     | 49               | 21.86        | 21.5±1              | 1.0                  |          |
|         |       |           | 1     | 99               | 21.48        | 21.5±1              | 1.0                  |          |
|         |       |           | 25    | 0                | 20.87        | 21.5±1              | 1.0                  |          |
|         |       |           | 25    | 49               | 20.73        | 21.5±1              | 1.0                  |          |
|         |       |           | 50    | 0                | 20.82        | 21.5±1              | 1.0                  |          |



| BW(MHz) | Ch    | Freq(MHz) | Mode  | UL RB Allocation | UL RB Offset | Average Power (dbm) | Tune up limited(dBm) | MPR (dB) |
|---------|-------|-----------|-------|------------------|--------------|---------------------|----------------------|----------|
| 15MHz   | 20025 | 1717.5    | QPSK  | 1                | 0            | 23.14               | 22.5±1               | /        |
|         |       |           |       | 1                | 49           | 23.17               | 22.5±1               | /        |
|         |       |           |       | 1                | 99           | 22.94               | 22.5±1               | /        |
|         |       |           |       | 36               | 0            | 22.29               | 21.5±1               | 1.0      |
|         |       |           |       | 36               | 49           | 22.20               | 21.5±1               | 1.0      |
|         |       |           |       | 75               | 0            | 22.21               | 21.5±1               | 1.0      |
|         |       |           | 16QAM | 1                | 0            | 22.38               | 21.5±1               | 1.0      |
|         |       |           |       | 1                | 49           | 22.42               | 21.5±1               | 1.0      |
|         |       |           |       | 1                | 99           | 22.26               | 21.5±1               | 1.0      |
|         |       |           |       | 36               | 0            | 21.24               | 21.5±1               | 1.0      |
|         |       |           |       | 36               | 49           | 21.17               | 21.5±1               | 1.0      |
|         |       |           |       | 75               | 0            | 21.23               | 21.5±1               | 1.0      |
|         | 20175 | 1732.5    | QPSK  | 1                | 0            | 22.95               | 22.5±1               | /        |
|         |       |           |       | 1                | 49           | 22.96               | 22.5±1               | /        |
|         |       |           |       | 1                | 99           | 22.75               | 22.5±1               | /        |
|         |       |           |       | 36               | 0            | 21.98               | 21.5±1               | 1.0      |
|         |       |           |       | 36               | 49           | 21.98               | 21.5±1               | 1.0      |
|         |       |           |       | 75               | 0            | 21.99               | 21.5±1               | 1.0      |
|         |       |           | 16QAM | 1                | 0            | 22.14               | 21.5±1               | 1.0      |
|         |       |           |       | 1                | 49           | 22.07               | 21.5±1               | 1.0      |
|         |       |           |       | 1                | 99           | 21.93               | 21.5±1               | 1.0      |
|         |       |           |       | 36               | 0            | 20.93               | 21.5±1               | 1.0      |
|         |       |           |       | 36               | 49           | 20.88               | 21.5±1               | 1.0      |
|         |       |           |       | 75               | 0            | 20.96               | 21.5±1               | 1.0      |
|         | 20325 | 1747.5    | QPSK  | 1                | 0            | 22.81               | 22.5±1               | /        |
|         |       |           |       | 1                | 49           | 22.89               | 22.5±1               | /        |
|         |       |           |       | 1                | 99           | 22.60               | 22.5±1               | /        |
| 36      |       |           |       | 0                | 21.94        | 21.5±1              | 1.0                  |          |
| 36      |       |           |       | 49               | 21.82        | 21.5±1              | 1.0                  |          |
| 75      |       |           |       | 0                | 21.87        | 21.5±1              | 1.0                  |          |
| 16QAM   |       |           | 1     | 0                | 21.82        | 21.5±1              | 1.0                  |          |
|         |       |           | 1     | 49               | 21.88        | 21.5±1              | 1.0                  |          |
|         |       |           | 1     | 99               | 21.61        | 21.5±1              | 1.0                  |          |
|         |       |           | 36    | 0                | 20.86        | 21.5±1              | 1.0                  |          |
|         |       |           | 36    | 49               | 20.75        | 21.5±1              | 1.0                  |          |
|         |       |           | 75    | 0                | 20.86        | 21.5±1              | 1.0                  |          |

| BW(MHz) | Ch    | Freq(MHz) | Mode  | UL RB Allocation | UL RB Offset | Average Power (dbm) | Tune up limited(dBm) | MPR (dB) |
|---------|-------|-----------|-------|------------------|--------------|---------------------|----------------------|----------|
| 20MHz   | 20050 | 1720      | QPSK  | 1                | 0            | 23.14               | 22.5±1               | /        |
|         |       |           |       | 1                | 49           | 23.23               | 22.5±1               | /        |
|         |       |           |       | 1                | 99           | 22.88               | 22.5±1               | /        |
|         |       |           |       | 50               | 0            | 22.22               | 21.5±1               | 1.0      |
|         |       |           |       | 50               | 24           | 22.12               | 21.5±1               | 1.0      |
|         |       |           |       | 100              | 0            | 22.18               | 21.5±1               | 1.0      |
|         |       |           | 16QAM | 1                | 0            | 22.30               | 21.5±1               | 1.0      |
|         |       |           |       | 1                | 49           | 22.42               | 21.5±1               | 1.0      |
|         |       |           |       | 1                | 99           | 22.09               | 21.5±1               | 1.0      |
|         |       |           |       | 50               | 0            | 21.22               | 21.5±1               | 1.0      |
|         |       |           |       | 50               | 24           | 21.15               | 21.5±1               | 1.0      |
|         |       |           |       | 100              | 0            | 21.21               | 21.5±1               | 1.0      |
|         | 20175 | 1732.5    | QPSK  | 1                | 0            | 23.00               | 22.5±1               | /        |
|         |       |           |       | 1                | 49           | 23.39               | 22.5±1               | /        |
|         |       |           |       | 1                | 99           | 22.82               | 22.5±1               | /        |
|         |       |           |       | 50               | 0            | 21.91               | 21.5±1               | 1.0      |
|         |       |           |       | 50               | 24           | 22.25               | 21.5±1               | 1.0      |
|         |       |           |       | 100              | 0            | 21.89               | 21.5±1               | 1.0      |
|         |       |           | 16QAM | 1                | 0            | 21.86               | 21.5±1               | 1.0      |
|         |       |           |       | 1                | 49           | 21.99               | 21.5±1               | 1.0      |
|         |       |           |       | 1                | 99           | 21.63               | 21.5±1               | 1.0      |
|         |       |           |       | 50               | 0            | 20.88               | 21.5±1               | 1.0      |
|         |       |           |       | 50               | 49           | 20.82               | 21.5±1               | 1.0      |
|         |       |           |       | 100              | 0            | 20.89               | 21.5±1               | 1.0      |
| 20300   | 1745  | QPSK      | 1     | 0                | 22.76        | 22.5±1              | /                    |          |
|         |       |           | 1     | 49               | 22.96        | 22.5±1              | /                    |          |
|         |       |           | 1     | 99               | 22.57        | 22.5±1              | /                    |          |
|         |       |           | 50    | 0                | 21.94        | 21.5±1              | 1.0                  |          |
|         |       |           | 50    | 24               | 21.73        | 21.5±1              | 1.0                  |          |
|         |       |           | 100   | 0                | 21.85        | 21.5±1              | 1.0                  |          |
|         |       | 16QAM     | 1     | 0                | 21.51        | 21.5±1              | 1.0                  |          |
|         |       |           | 1     | 49               | 21.74        | 21.5±1              | 1.0                  |          |
|         |       |           | 1     | 99               | 21.37        | 21.5±1              | 1.0                  |          |
|         |       |           | 50    | 0                | 20.96        | 21.5±1              | 1.0                  |          |
|         |       |           | 50    | 49               | 20.75        | 21.5±1              | 1.0                  |          |
|         |       |           | 100   | 0                | 20.87        | 21.5±1              | 1.0                  |          |

**LTE Band 5:**

| BW(MHz) | Ch    | Freq(MHz) | Mode  | UL RB Allocation | UL RB Offset | Average Power (dbm) | Tune up limited(dBm) | MPR (dB) |
|---------|-------|-----------|-------|------------------|--------------|---------------------|----------------------|----------|
| 1.4MHz  | 20407 | 824.7     | QPSK  | 1                | 0            | 22.83               | 23.0±1               | /        |
|         |       |           |       | 1                | 2            | 22.86               | 23.0±1               | /        |
|         |       |           |       | 1                | 5            | 22.90               | 23.0±1               | /        |
|         |       |           |       | 3                | 0            | 22.82               | 23.0±1               | /        |
|         |       |           |       | 3                | 2            | 22.84               | 23.0±1               | /        |
|         |       |           |       | 6                | 0            | 21.17               | 22.0±1               | 1.0      |
|         |       |           | 16QAM | 1                | 0            | 22.72               | 22.0±1               | 1.0      |
|         |       |           |       | 1                | 2            | 22.62               | 22.0±1               | 1.0      |
|         |       |           |       | 1                | 5            | 22.60               | 22.0±1               | 1.0      |
|         |       |           |       | 3                | 0            | 21.82               | 22.0±1               | 1.0      |
|         |       |           |       | 3                | 2            | 21.86               | 22.0±1               | 1.0      |
|         |       |           |       | 6                | 0            | 20.57               | 21.0±1               | 2.0      |
|         | 20525 | 836.5     | QPSK  | 1                | 0            | 22.90               | 23.0±1               | /        |
|         |       |           |       | 1                | 2            | 23.17               | 23.0±1               | /        |
|         |       |           |       | 1                | 5            | 23.12               | 23.0±1               | /        |
|         |       |           |       | 3                | 0            | 23.25               | 23.0±1               | /        |
|         |       |           |       | 3                | 2            | 23.14               | 23.0±1               | /        |
|         |       |           |       | 6                | 0            | 21.52               | 22.0±1               | 1.0      |
|         |       |           | 16QAM | 1                | 0            | 21.30               | 22.0±1               | 1.0      |
|         |       |           |       | 1                | 2            | 21.48               | 22.0±1               | 1.0      |
|         |       |           |       | 1                | 5            | 21.62               | 22.0±1               | 1.0      |
|         |       |           |       | 3                | 0            | 22.14               | 22.0±1               | 1.0      |
|         |       |           |       | 3                | 2            | 22.07               | 22.0±1               | 1.0      |
|         |       |           |       | 6                | 0            | 21.29               | 22.0±1               | 1.0      |
|         | 20634 | 848.3     | QPSK  | 1                | 0            | 23.39               | 23.0±1               | /        |
|         |       |           |       | 1                | 2            | 23.39               | 23.0±1               | /        |
|         |       |           |       | 1                | 5            | 23.34               | 23.0±1               | /        |
| 3       |       |           |       | 0                | 23.18        | 23.0±1              | /                    |          |
| 3       |       |           |       | 2                | 23.14        | 23.0±1              | /                    |          |
| 6       |       |           |       | 0                | 21.83        | 22.0±1              | 1.0                  |          |
| 16QAM   |       |           | 1     | 0                | 22.61        | 22.0±1              | 1.0                  |          |
|         |       |           | 1     | 2                | 22.80        | 22.0±1              | 1.0                  |          |
|         |       |           | 1     | 5                | 22.78        | 22.0±1              | 1.0                  |          |
|         |       |           | 3     | 0                | 22.12        | 22.0±1              | 1.0                  |          |
|         |       |           | 3     | 2                | 22.26        | 22.0±1              | 1.0                  |          |
|         |       |           | 6     | 0                | 21.35        | 22.0±1              | 1.0                  |          |



| BW(MHz) | Ch    | Freq(MHz) | Mode  | UL RB Allocation | UL RB Offset | Average Power (dbm) | Tune up limited(dBm) | MPR (dB) |
|---------|-------|-----------|-------|------------------|--------------|---------------------|----------------------|----------|
| 3MHz    | 20415 | 825.5     | QPSK  | 1                | 0            | 22.86               | 23.0±1               | /        |
|         |       |           |       | 1                | 8            | 22.91               | 23.0±1               | /        |
|         |       |           |       | 1                | 14           | 22.93               | 23.0±1               | /        |
|         |       |           |       | 8                | 0            | 21.16               | 22.0±1               | 1.0      |
|         |       |           |       | 8                | 9            | 21.46               | 22.0±1               | 1.0      |
|         |       |           |       | 15               | 0            | 21.16               | 22.0±1               | 1.0      |
|         |       |           | 16QAM | 1                | 0            | 21.75               | 22.0±1               | 1.0      |
|         |       |           |       | 1                | 8            | 21.69               | 22.0±1               | 1.0      |
|         |       |           |       | 1                | 14           | 21.85               | 22.0±1               | 1.0      |
|         |       |           |       | 8                | 0            | 20.80               | 21.0±1               | 2.0      |
|         |       |           |       | 8                | 9            | 21.10               | 21.0±1               | 2.0      |
|         |       |           |       | 15               | 0            | 20.60               | 21.0±1               | 2.0      |
|         | 20525 | 836.5     | QPSK  | 1                | 0            | 22.78               | 23.0±1               | /        |
|         |       |           |       | 1                | 8            | 23.08               | 23.0±1               | /        |
|         |       |           |       | 1                | 14           | 23.08               | 23.0±1               | /        |
|         |       |           |       | 8                | 0            | 21.28               | 22.0±1               | 1.0      |
|         |       |           |       | 8                | 9            | 21.57               | 22.0±1               | 1.0      |
|         |       |           |       | 15               | 0            | 21.51               | 22.0±1               | 1.0      |
|         |       |           | 16QAM | 1                | 0            | 22.50               | 22.0±1               | 1.0      |
|         |       |           |       | 1                | 8            | 22.76               | 22.0±1               | 1.0      |
|         |       |           |       | 1                | 14           | 22.80               | 22.0±1               | 1.0      |
|         |       |           |       | 8                | 0            | 20.84               | 22.0±1               | 1.0      |
|         |       |           |       | 8                | 9            | 21.22               | 22.0±1               | 1.0      |
|         |       |           |       | 15               | 0            | 21.07               | 22.0±1               | 1.0      |
|         | 20635 | 847.5     | QPSK  | 1                | 0            | 23.31               | 23.0±1               | /        |
|         |       |           |       | 1                | 8            | 23.36               | 23.0±1               | /        |
|         |       |           |       | 1                | 14           | 23.32               | 23.0±1               | /        |
| 8       |       |           |       | 0                | 21.67        | 22.0±1              | 1.0                  |          |
| 8       |       |           |       | 9                | 21.89        | 22.0±1              | 1.0                  |          |
| 15      |       |           |       | 0                | 21.62        | 22.0±1              | 1.0                  |          |
| 16QAM   |       |           | 1     | 0                | 21.67        | 22.0±1              | 1.0                  |          |
|         |       |           | 1     | 8                | 21.63        | 22.0±1              | 1.0                  |          |
|         |       |           | 1     | 14               | 21.72        | 22.0±1              | 1.0                  |          |
|         |       |           | 8     | 0                | 21.28        | 22.0±1              | 1.0                  |          |
|         |       |           | 8     | 9                | 21.38        | 22.0±1              | 1.0                  |          |
|         |       |           | 15    | 0                | 21.08        | 22.0±1              | 1.0                  |          |

| BW(MHz) | Ch    | Freq(MHz) | Mode  | UL RB Allocation | UL RB Offset | Average Power (dbm) | Tune up limited(dBm) | MPR (dB) |
|---------|-------|-----------|-------|------------------|--------------|---------------------|----------------------|----------|
| 5MHz    | 20425 | 826.5     | QPSK  | 1                | 0            | 22.69               | 23.0±1               | /        |
|         |       |           |       | 1                | 49           | 22.67               | 23.0±1               | /        |
|         |       |           |       | 1                | 99           | 22.87               | 23.0±1               | /        |
|         |       |           |       | 12               | 0            | 21.24               | 22.0±1               | 1.0      |
|         |       |           |       | 12               | 24           | 21.31               | 22.0±1               | 1.0      |
|         |       |           |       | 25               | 0            | 21.39               | 22.0±1               | 1.0      |
|         |       |           | 16QAM | 1                | 0            | 21.48               | 22.0±1               | 1.0      |
|         |       |           |       | 1                | 49           | 21.38               | 22.0±1               | 1.0      |
|         |       |           |       | 1                | 99           | 21.57               | 22.0±1               | 1.0      |
|         |       |           |       | 12               | 0            | 20.62               | 21.0±1               | 2.0      |
|         |       |           |       | 12               | 24           | 20.79               | 21.0±1               | 2.0      |
|         |       |           |       | 25               | 0            | 21.03               | 21.0±1               | 2.0      |
|         | 20525 | 836.5     | QPSK  | 1                | 0            | 22.81               | 23.0±1               | /        |
|         |       |           |       | 1                | 49           | 23.17               | 23.0±1               | /        |
|         |       |           |       | 1                | 99           | 23.17               | 23.0±1               | /        |
|         |       |           |       | 12               | 0            | 21.26               | 22.0±1               | 1.0      |
|         |       |           |       | 12               | 24           | 21.60               | 22.0±1               | 1.0      |
|         |       |           |       | 25               | 0            | 21.71               | 22.0±1               | 1.0      |
|         |       |           | 16QAM | 1                | 0            | 21.81               | 22.0±1               | 1.0      |
|         |       |           |       | 1                | 49           | 22.22               | 22.0±1               | 1.0      |
|         |       |           |       | 1                | 99           | 22.11               | 22.0±1               | 1.0      |
|         |       |           |       | 12               | 0            | 20.66               | 22.0±1               | 1.0      |
|         |       |           |       | 12               | 49           | 21.04               | 22.0±1               | 1.0      |
|         |       |           |       | 25               | 0            | 21.01               | 22.0±1               | 1.0      |
|         | 20625 | 846.5     | QPSK  | 1                | 0            | 23.17               | 23.0±1               | /        |
|         |       |           |       | 1                | 49           | 23.06               | 23.0±1               | /        |
|         |       |           |       | 1                | 99           | 23.07               | 23.0±1               | /        |
| 12      |       |           |       | 0                | 21.75        | 22.0±1              | 1.0                  |          |
| 12      |       |           |       | 49               | 21.68        | 22.0±1              | 1.0                  |          |
| 25      |       |           |       | 0                | 21.73        | 22.0±1              | 1.0                  |          |
| 16QAM   |       |           | 1     | 0                | 22.13        | 22.0±1              | 1.0                  |          |
|         |       |           | 1     | 49               | 22.20        | 22.0±1              | 1.0                  |          |
|         |       |           | 1     | 99               | 22.35        | 22.0±1              | 1.0                  |          |
|         |       |           | 12    | 0                | 21.07        | 22.0±1              | 1.0                  |          |
|         |       |           | 12    | 49               | 21.08        | 22.0±1              | 1.0                  |          |
|         |       |           | 25    | 0                | 20.99        | 21.0±1              | 2.0                  |          |

| BW(MHz) | Ch    | Freq(MHz) | Mode  | UL RB Allocation | UL RB Offset | Average Power (dbm) | Tune up limited(dBm) | MPR (dB) |
|---------|-------|-----------|-------|------------------|--------------|---------------------|----------------------|----------|
| 10MHz   | 20450 | 829       | QPSK  | 1                | 0            | 22.80               | 23.0±1               | /        |
|         |       |           |       | 1                | 49           | 22.86               | 23.0±1               | /        |
|         |       |           |       | 1                | 99           | 22.94               | 23.0±1               | /        |
|         |       |           |       | 25               | 0            | 21.39               | 22.0±1               | 1.0      |
|         |       |           |       | 25               | 49           | 21.47               | 22.0±1               | 1.0      |
|         |       |           |       | 50               | 0            | 21.45               | 22.0±1               | 1.0      |
|         |       |           | 16QAM | 1                | 0            | 21.59               | 22.0±1               | 1.0      |
|         |       |           |       | 1                | 49           | 21.68               | 22.0±1               | 1.0      |
|         |       |           |       | 1                | 99           | 21.72               | 22.0±1               | 1.0      |
|         |       |           |       | 25               | 0            | 20.95               | 21.0±1               | 2.0      |
|         |       |           |       | 25               | 49           | 20.96               | 21.0±1               | 2.0      |
|         |       |           |       | 50               | 0            | 20.63               | 21.0±1               | 2.0      |
|         | 20525 | 836.5     | QPSK  | 1                | 0            | 22.97               | 23.0±1               | /        |
|         |       |           |       | 1                | 49           | 23.39               | 23.0±1               | /        |
|         |       |           |       | 1                | 99           | 23.19               | 23.0±1               | /        |
|         |       |           |       | 25               | 0            | 21.38               | 22.0±1               | 1.0      |
|         |       |           |       | 25               | 49           | 22.86               | 22.0±1               | 1.0      |
|         |       |           |       | 50               | 0            | 21.52               | 22.0±1               | 1.0      |
|         |       |           | 16QAM | 1                | 0            | 22.04               | 22.0±1               | 1.0      |
|         |       |           |       | 1                | 49           | 22.13               | 22.0±1               | 1.0      |
|         |       |           |       | 1                | 99           | 22.23               | 22.0±1               | 1.0      |
|         |       |           |       | 25               | 0            | 21.86               | 22.0±1               | 1.0      |
|         |       |           |       | 25               | 49           | 21.17               | 22.0±1               | 1.0      |
|         |       |           |       | 50               | 0            | 21.12               | 22.0±1               | 1.0      |
|         | 20600 | 844       | QPSK  | 1                | 0            | 23.13               | 23.0±1               | /        |
|         |       |           |       | 1                | 49           | 23.24               | 23.0±1               | /        |
|         |       |           |       | 1                | 99           | 23.18               | 23.0±1               | /        |
| 25      |       |           |       | 0                | 21.73        | 22.0±1              | 1.0                  |          |
| 25      |       |           |       | 49               | 21.60        | 22.0±1              | 1.0                  |          |
| 50      |       |           |       | 0                | 21.52        | 22.0±1              | 1.0                  |          |
| 16QAM   |       |           | 1     | 0                | 21.48        | 22.0±1              | 1.0                  |          |
|         |       |           | 1     | 49               | 21.47        | 22.0±1              | 1.0                  |          |
|         |       |           | 1     | 99               | 21.72        | 22.0±1              | 1.0                  |          |
|         |       |           | 25    | 0                | 21.99        | 22.0±1              | 1.0                  |          |
|         |       |           | 25    | 49               | 21.14        | 22.0±1              | 1.0                  |          |
|         |       |           | 50    | 0                | 21.99        | 22.0±1              | 1.0                  |          |



**LTE Band 7:**

| BW(MHz) | Ch    | Freq(MHz) | Mode  | UL RB Allocation | UL RB Offset | Average Power (dbm) | Tune up limited(dBm) | MPR (dB) |        |     |
|---------|-------|-----------|-------|------------------|--------------|---------------------|----------------------|----------|--------|-----|
| 5MHz    | 20775 | 2510      | QPSK  | 1                | 0            | 21.64               | 21.5±1               | /        |        |     |
|         |       |           |       | 1                | 12           | 21.76               | 21.5±1               | /        |        |     |
|         |       |           |       | 1                | 24           | 21.64               | 21.5±1               | /        |        |     |
|         |       |           |       | 12               | 0            | 20.71               | 20.5±1               | 1.0      |        |     |
|         |       |           |       | 12               | 11           | 20.80               | 20.5±1               | 1.0      |        |     |
|         |       |           | 25    | 0                | 20.75        | 20.5±1              | 1.0                  |          |        |     |
|         |       |           | 16QAM | 1                | 0            | 20.87               | 20.5±1               | 1.0      |        |     |
|         |       |           |       | 1                | 12           | 20.96               | 20.5±1               | 1.0      |        |     |
|         |       |           |       | 1                | 24           | 20.87               | 20.5±1               | 1.0      |        |     |
|         |       |           |       | 12               | 0            | 19.78               | 20.5±1               | 1.0      |        |     |
|         |       |           |       | 12               | 11           | 19.84               | 20.5±1               | 1.0      |        |     |
|         |       |           | 21100 | 2535             | QPSK         | 1                   | 0                    | 21.84    | 21.5±1 | /   |
|         |       |           |       |                  |              | 1                   | 12                   | 21.97    | 21.5±1 | /   |
|         |       |           |       |                  |              | 1                   | 24                   | 21.90    | 21.5±1 | /   |
|         |       |           |       |                  |              | 12                  | 0                    | 20.89    | 20.5±1 | 1.0 |
|         | 12    | 11        |       |                  |              | 20.98               | 20.5±1               | 1.0      |        |     |
|         | 25    | 0         |       |                  | 20.95        | 20.5±1              | 1.0                  |          |        |     |
|         | 16QAM | 1         |       |                  | 0            | 21.08               | 20.5±1               | 1.0      |        |     |
|         |       | 1         |       |                  | 12           | 21.22               | 20.5±1               | 1.0      |        |     |
|         |       | 1         |       |                  | 24           | 21.17               | 20.5±1               | 1.0      |        |     |
|         |       | 12        |       |                  | 0            | 19.89               | 20.5±1               | 1.0      |        |     |
|         |       | 12        |       |                  | 11           | 19.99               | 20.5±1               | 1.0      |        |     |
|         | 21425 | 2560      |       |                  | QPSK         | 1                   | 0                    | 21.57    | 21.5±1 | /   |
|         |       |           |       |                  |              | 1                   | 12                   | 21.76    | 21.5±1 | /   |
|         |       |           |       |                  |              | 1                   | 24                   | 21.71    | 21.5±1 | /   |
|         |       |           |       |                  |              | 12                  | 0                    | 20.71    | 20.5±1 | 1.0 |
|         |       |           | 12    | 11               |              | 20.73               | 20.5±1               | 1.0      |        |     |
|         |       |           | 25    | 0                | 20.69        | 20.5±1              | 1.0                  |          |        |     |
|         |       |           | 16QAM | 1                | 0            | 20.68               | 20.5±1               | 1.0      |        |     |
|         |       |           |       | 1                | 12           | 20.89               | 20.5±1               | 1.0      |        |     |
| 1       |       |           |       | 24               | 20.87        | 20.5±1              | 1.0                  |          |        |     |
| 12      |       |           |       | 0                | 19.62        | 20.5±1              | 1.0                  |          |        |     |
| 12      |       |           |       | 11               | 19.69        | 20.5±1              | 1.0                  |          |        |     |
| 25      |       |           | 0     | 19.67            | 20.5±1       | 1.0                 |                      |          |        |     |

| BW(MHz) | Ch    | Freq(MHz) | Mode  | UL RB Allocation | UL RB Offset | Average Power (dbm) | Tune up limited(dBm) | MPR (dB) |
|---------|-------|-----------|-------|------------------|--------------|---------------------|----------------------|----------|
| 10MHz   | 20775 | 2510      | QPSK  | 1                | 0            | 21.73               | 21.5±1               | /        |
|         |       |           |       | 1                | 24           | 21.88               | 21.5±1               | /        |
|         |       |           |       | 1                | 49           | 21.73               | 21.5±1               | /        |
|         |       |           |       | 25               | 0            | 20.72               | 20.5±1               | 1.0      |
|         |       |           |       | 25               | 24           | 20.87               | 20.5±1               | 1.0      |
|         |       |           |       | 50               | 0            | 20.81               | 20.5±1               | 1.0      |
|         |       |           | 16QAM | 1                | 0            | 20.95               | 20.5±1               | 1.0      |
|         |       |           |       | 1                | 24           | 21.08               | 20.5±1               | 1.0      |
|         |       |           |       | 1                | 49           | 20.85               | 20.5±1               | 1.0      |
|         |       |           |       | 25               | 0            | 19.82               | 20.5±1               | 1.0      |
|         |       |           |       | 25               | 24           | 19.99               | 20.5±1               | 1.0      |
|         |       |           |       | 50               | 0            | 19.87               | 20.5±1               | 1.0      |
|         | 21100 | 2535      | QPSK  | 1                | 0            | 21.82               | 21.5±1               | /        |
|         |       |           |       | 1                | 24           | 22.06               | 21.5±1               | /        |
|         |       |           |       | 1                | 49           | 22.01               | 21.5±1               | /        |
|         |       |           |       | 25               | 0            | 20.93               | 20.5±1               | 1.0      |
|         |       |           |       | 25               | 24           | 21.07               | 20.5±1               | 1.0      |
|         |       |           |       | 50               | 0            | 21.01               | 20.5±1               | 1.0      |
|         |       |           | 16QAM | 1                | 0            | 20.94               | 20.5±1               | 1.0      |
|         |       |           |       | 1                | 24           | 21.26               | 20.5±1               | 1.0      |
|         |       |           |       | 1                | 49           | 21.14               | 20.5±1               | 1.0      |
|         |       |           |       | 25               | 0            | 19.99               | 20.5±1               | 1.0      |
|         |       |           |       | 25               | 24           | 20.12               | 20.5±1               | 1.0      |
|         |       |           |       | 50               | 0            | 19.98               | 20.5±1               | 1.0      |
|         | 21425 | 2560      | QPSK  | 1                | 0            | 21.65               | 21.5±1               | /        |
|         |       |           |       | 1                | 24           | 21.88               | 21.5±1               | /        |
|         |       |           |       | 1                | 49           | 21.84               | 21.5±1               | /        |
| 25      |       |           |       | 0                | 20.68        | 20.5±1              | 1.0                  |          |
| 25      |       |           |       | 24               | 20.67        | 20.5±1              | 1.0                  |          |
| 50      |       |           |       | 0                | 20.65        | 20.5±1              | 1.0                  |          |
| 16QAM   |       |           | 1     | 0                | 20.39        | 20.5±1              | 1.0                  |          |
|         |       |           | 1     | 24               | 20.62        | 20.5±1              | 1.0                  |          |
|         |       |           | 1     | 49               | 20.61        | 20.5±1              | 1.0                  |          |
|         |       |           | 25    | 0                | 19.70        | 20.5±1              | 1.0                  |          |
|         |       |           | 25    | 24               | 19.74        | 20.5±1              | 1.0                  |          |
|         |       |           | 50    | 0                | 19.70        | 20.5±1              | 1.0                  |          |

| BW(MHz) | Ch    | Freq(MHz) | Mode  | UL RB Allocation | UL RB Offset | Average Power (dbm) | Tune up limited(dBm) | MPR (dB) |
|---------|-------|-----------|-------|------------------|--------------|---------------------|----------------------|----------|
| 15MHz   | 20775 | 2510      | QPSK  | 1                | 0            | 21.73               | 21.5±1               | /        |
|         |       |           |       | 1                | 37           | 21.77               | 21.5±1               | /        |
|         |       |           |       | 1                | 74           | 21.68               | 21.5±1               | /        |
|         |       |           |       | 36               | 0            | 20.77               | 20.5±1               | 1.0      |
|         |       |           |       | 36               | 35           | 20.93               | 20.5±1               | 1.0      |
|         |       |           |       | 75               | 0            | 20.85               | 20.5±1               | 1.0      |
|         |       |           | 16QAM | 1                | 0            | 20.96               | 20.5±1               | 1.0      |
|         |       |           |       | 1                | 37           | 20.94               | 20.5±1               | 1.0      |
|         |       |           |       | 1                | 74           | 20.75               | 20.5±1               | 1.0      |
|         |       |           |       | 36               | 0            | 19.77               | 20.5±1               | 1.0      |
|         |       |           |       | 36               | 35           | 19.87               | 20.5±1               | 1.0      |
|         |       |           |       | 75               | 0            | 19.83               | 20.5±1               | 1.0      |
|         | 21100 | 2535      | QPSK  | 1                | 0            | 21.78               | 21.5±1               | /        |
|         |       |           |       | 1                | 37           | 21.94               | 21.5±1               | /        |
|         |       |           |       | 1                | 74           | 21.95               | 21.5±1               | /        |
|         |       |           |       | 36               | 0            | 20.97               | 20.5±1               | 1.0      |
|         |       |           |       | 36               | 35           | 21.12               | 20.5±1               | 1.0      |
|         |       |           |       | 75               | 0            | 21.06               | 20.5±1               | 1.0      |
|         |       |           | 16QAM | 1                | 0            | 20.89               | 20.5±1               | 1.0      |
|         |       |           |       | 1                | 37           | 21.12               | 20.5±1               | 1.0      |
|         |       |           |       | 1                | 74           | 21.07               | 20.5±1               | 1.0      |
|         |       |           |       | 36               | 0            | 19.97               | 20.5±1               | 1.0      |
|         |       |           |       | 36               | 35           | 20.09               | 20.5±1               | 1.0      |
|         |       |           |       | 75               | 0            | 20.06               | 20.5±1               | 1.0      |
|         | 21425 | 2560      | QPSK  | 1                | 0            | 21.59               | 21.5±1               | /        |
|         |       |           |       | 1                | 37           | 21.68               | 21.5±1               | /        |
|         |       |           |       | 1                | 74           | 21.73               | 21.5±1               | /        |
| 36      |       |           |       | 0                | 20.75        | 20.5±1              | 1.0                  |          |
| 36      |       |           |       | 35               | 20.72        | 20.5±1              | 1.0                  |          |
| 75      |       |           |       | 0                | 20.74        | 20.5±1              | 1.0                  |          |
| 16QAM   |       |           | 1     | 0                | 20.45        | 20.5±1              | 1.0                  |          |
|         |       |           | 1     | 37               | 20.58        | 20.5±1              | 1.0                  |          |
|         |       |           | 1     | 74               | 20.69        | 20.5±1              | 1.0                  |          |
|         |       |           | 36    | 0                | 19.67        | 20.5±1              | 1.0                  |          |
|         |       |           | 36    | 35               | 19.71        | 20.5±1              | 1.0                  |          |
|         |       |           | 75    | 0                | 19.70        | 20.5±1              | 1.0                  |          |



| BW(MHz) | Ch    | Freq(MHz) | Mode  | UL RB Allocation | UL RB Offset | Average Power (dbm) | Tune up limited(dBm) | MPR (dB) |
|---------|-------|-----------|-------|------------------|--------------|---------------------|----------------------|----------|
| 20MHz   | 20775 | 2510      | QPSK  | 1                | 0            | 21.66               | 21.5±1               | /        |
|         |       |           |       | 1                | 49           | 21.91               | 21.5±1               | /        |
|         |       |           |       | 1                | 99           | 21.64               | 21.5±1               | /        |
|         |       |           |       | 50               | 0            | 20.55               | 20.5±1               | 1.0      |
|         |       |           |       | 50               | 24           | 20.70               | 20.5±1               | 1.0      |
|         |       |           |       | 100              | 0            | 20.65               | 20.5±1               | 1.0      |
|         |       |           | 16QAM | 1                | 0            | 20.85               | 20.5±1               | 1.0      |
|         |       |           |       | 1                | 49           | 20.96               | 20.5±1               | 1.0      |
|         |       |           |       | 1                | 99           | 20.70               | 20.5±1               | 1.0      |
|         |       |           |       | 50               | 0            | 19.60               | 20.5±1               | 1.0      |
|         |       |           |       | 50               | 49           | 19.72               | 20.5±1               | 1.0      |
|         |       |           |       | 100              | 0            | 19.66               | 20.5±1               | 1.0      |
|         | 21100 | 2535      | QPSK  | 1                | 0            | 21.70               | 21.5±1               | /        |
|         |       |           |       | 1                | 49           | 22.15               | 21.5±1               | /        |
|         |       |           |       | 1                | 99           | 21.97               | 21.5±1               | /        |
|         |       |           |       | 50               | 0            | 20.84               | 20.5±1               | 1.0      |
|         |       |           |       | 50               | 24           | 21.45               | 20.5±1               | 1.0      |
|         |       |           |       | 100              | 0            | 20.92               | 20.5±1               | 1.0      |
|         |       |           | 16QAM | 1                | 0            | 20.47               | 20.5±1               | 1.0      |
|         |       |           |       | 1                | 49           | 20.93               | 20.5±1               | 1.0      |
|         |       |           |       | 1                | 99           | 20.74               | 20.5±1               | 1.0      |
|         |       |           |       | 50               | 0            | 19.85               | 20.5±1               | 1.0      |
|         |       |           |       | 50               | 24           | 20.04               | 20.5±1               | 1.0      |
|         |       |           |       | 100              | 0            | 19.97               | 20.5±1               | 1.0      |
|         | 21425 | 2560      | QPSK  | 1                | 0            | 21.58               | 21.5±1               | /        |
|         |       |           |       | 1                | 49           | 21.64               | 21.5±1               | /        |
|         |       |           |       | 1                | 99           | 21.63               | 21.5±1               | /        |
|         |       |           |       | 50               | 0            | 20.67               | 20.5±1               | 1.0      |
|         |       |           |       | 50               | 24           | 20.50               | 20.5±1               | 1.0      |
|         |       |           |       | 100              | 0            | 20.61               | 20.5±1               | 1.0      |
| 16QAM   |       |           | 1     | 0                | 20.26        | 20.5±1              | 1.0                  |          |
|         |       |           | 1     | 49               | 20.43        | 20.5±1              | 1.0                  |          |
|         |       |           | 1     | 99               | 20.41        | 20.5±1              | 1.0                  |          |
|         |       |           | 50    | 0                | 19.70        | 20.5±1              | 1.0                  |          |
|         |       |           | 50    | 24               | 19.59        | 20.5±1              | 1.0                  |          |
|         |       |           | 100   | 0                | 19.61        | 20.5±1              | 1.0                  |          |

**LTE Band 12:**

| BW(MHz) | Ch    | Freq(MHz) | Mode  | UL RB Allocation | UL RB Offset | Average Power (dbm) | Tune up limited(dBm) | MPR (dB) |
|---------|-------|-----------|-------|------------------|--------------|---------------------|----------------------|----------|
| 1.4MHz  | 23017 | 699.7     | QPSK  | 1                | 0            | 23.18               | 23.0±1               | /        |
|         |       |           |       | 1                | 2            | 23.35               | 23.0±1               | /        |
|         |       |           |       | 1                | 5            | 23.15               | 23.0±1               | /        |
|         |       |           |       | 3                | 0            | 23.24               | 23.0±1               | /        |
|         |       |           |       | 3                | 2            | 23.24               | 23.0±1               | /        |
|         |       |           |       | 6                | 0            | 22.22               | 22.0±1               | 1.0      |
|         |       |           | 16QAM | 1                | 0            | 22.36               | 22.0±1               | 1.0      |
|         |       |           |       | 1                | 2            | 22.57               | 22.0±1               | 1.0      |
|         |       |           |       | 1                | 5            | 22.36               | 22.0±1               | 1.0      |
|         |       |           |       | 3                | 0            | 22.26               | 22.0±1               | 1.0      |
|         |       |           |       | 3                | 2            | 22.29               | 22.0±1               | 1.0      |
|         |       |           |       | 6                | 0            | 21.17               | 22.0±1               | 1.0      |
|         | 23095 | 707.5     | QPSK  | 1                | 0            | 23.26               | 23.0±1               | /        |
|         |       |           |       | 1                | 2            | 23.46               | 23.0±1               | /        |
|         |       |           |       | 1                | 5            | 23.23               | 23.0±1               | /        |
|         |       |           |       | 3                | 0            | 23.33               | 23.0±1               | /        |
|         |       |           |       | 3                | 2            | 23.29               | 23.0±1               | /        |
|         |       |           |       | 6                | 0            | 22.28               | 22.0±1               | 1.0      |
|         |       |           | 16QAM | 1                | 0            | 22.15               | 22.0±1               | 1.0      |
|         |       |           |       | 1                | 2            | 22.30               | 22.0±1               | 1.0      |
|         |       |           |       | 1                | 5            | 22.15               | 22.0±1               | 1.0      |
|         |       |           |       | 3                | 0            | 22.28               | 22.0±1               | 1.0      |
|         |       |           |       | 3                | 2            | 22.24               | 22.0±1               | 1.0      |
|         |       |           |       | 6                | 0            | 21.26               | 22.0±1               | 1.0      |
|         | 23173 | 715.3     | QPSK  | 1                | 0            | 23.43               | 23.0±1               | /        |
|         |       |           |       | 1                | 2            | 23.66               | 23.0±1               | /        |
|         |       |           |       | 1                | 5            | 23.45               | 23.0±1               | /        |
| 3       |       |           |       | 0                | 23.46        | 23.0±1              | /                    |          |
| 3       |       |           |       | 2                | 23.48        | 23.0±1              | /                    |          |
| 6       |       |           |       | 0                | 22.43        | 22.0±1              | 1.0                  |          |
| 16QAM   |       |           | 1     | 0                | 22.37        | 22.0±1              | 1.0                  |          |
|         |       |           | 1     | 2                | 22.64        | 22.0±1              | 1.0                  |          |
|         |       |           | 1     | 5                | 22.40        | 22.0±1              | 1.0                  |          |
|         |       |           | 3     | 0                | 22.62        | 22.0±1              | 1.0                  |          |
|         |       |           | 3     | 2                | 22.65        | 22.0±1              | 1.0                  |          |
|         |       |           | 6     | 0                | 21.45        | 22.0±1              | 1.0                  |          |

| BW(MHz) | Ch    | Freq(MHz) | Mode  | UL RB Allocation | UL RB Offset | Average Power (dbm) | Tune up limited(dBm) | MPR (dB) |
|---------|-------|-----------|-------|------------------|--------------|---------------------|----------------------|----------|
| 3MHz    | 23025 | 700.5     | QPSK  | 1                | 0            | 23.24               | 23.0±1               | /        |
|         |       |           |       | 1                | 8            | 23.17               | 23.0±1               | /        |
|         |       |           |       | 1                | 14           | 23.20               | 23.0±1               | /        |
|         |       |           |       | 8                | 0            | 22.23               | 22.0±1               | 1.0      |
|         |       |           |       | 8                | 9            | 22.25               | 22.0±1               | 1.0      |
|         |       |           |       | 15               | 0            | 22.21               | 22.0±1               | 1.0      |
|         |       |           | 16QAM | 1                | 0            | 22.54               | 22.0±1               | 1.0      |
|         |       |           |       | 1                | 8            | 22.50               | 22.0±1               | 1.0      |
|         |       |           |       | 1                | 14           | 22.57               | 22.0±1               | 1.0      |
|         |       |           |       | 8                | 4            | 21.27               | 22.0±1               | 1.0      |
|         |       |           |       | 8                | 9            | 21.26               | 22.0±1               | 1.0      |
|         |       |           |       | 15               | 0            | 21.21               | 22.0±1               | 1.0      |
|         | 23095 | 707.5     | QPSK  | 1                | 0            | 23.24               | 23.0±1               | /        |
|         |       |           |       | 1                | 8            | 23.24               | 23.0±1               | /        |
|         |       |           |       | 1                | 14           | 23.28               | 23.0±1               | /        |
|         |       |           |       | 8                | 4            | 22.25               | 22.0±1               | 1.0      |
|         |       |           |       | 8                | 9            | 22.32               | 22.0±1               | 1.0      |
|         |       |           |       | 15               | 0            | 22.26               | 22.0±1               | 1.0      |
|         |       |           | 16QAM | 1                | 0            | 22.46               | 22.0±1               | 1.0      |
|         |       |           |       | 1                | 8            | 22.44               | 22.0±1               | 1.0      |
|         |       |           |       | 1                | 14           | 22.45               | 22.0±1               | 1.0      |
|         |       |           |       | 8                | 4            | 21.26               | 22.0±1               | 1.0      |
|         |       |           |       | 8                | 9            | 21.30               | 22.0±1               | 1.0      |
|         |       |           |       | 15               | 0            | 21.18               | 22.0±1               | 1.0      |
|         | 23165 | 714.5     | QPSK  | 1                | 0            | 23.43               | 23.0±1               | /        |
|         |       |           |       | 1                | 8            | 23.49               | 23.0±1               | /        |
|         |       |           |       | 1                | 14           | 23.53               | 23.0±1               | /        |
| 8       |       |           |       | 0                | 22.44        | 22.0±1              | 1.0                  |          |
| 8       |       |           |       | 9                | 22.46        | 22.0±1              | 1.0                  |          |
| 15      |       |           |       | 0                | 22.40        | 22.0±1              | 1.0                  |          |
| 16QAM   |       |           | 1     | 0                | 22.27        | 22.0±1              | 1.0                  |          |
|         |       |           | 1     | 8                | 22.31        | 22.0±1              | 1.0                  |          |
|         |       |           | 1     | 14               | 22.34        | 22.0±1              | 1.0                  |          |
|         |       |           | 8     | 4                | 21.45        | 22.0±1              | 1.0                  |          |
|         |       |           | 8     | 9                | 21.49        | 22.0±1              | 1.0                  |          |
|         |       |           | 15    | 0                | 21.42        | 22.0±1              | 1.0                  |          |



| BW(MHz) | Ch    | Freq(MHz) | Mode  | UL RB Allocation | UL RB Offset | Average Power (dbm) | Tune up limited(dBm) | MPR (dB) |
|---------|-------|-----------|-------|------------------|--------------|---------------------|----------------------|----------|
| 5MHz    | 23035 | 701.5     | QPSK  | 1                | 0            | 23.10               | 23.0±1               | /        |
|         |       |           |       | 1                | 49           | 23.22               | 23.0±1               | /        |
|         |       |           |       | 1                | 99           | 23.13               | 23.0±1               | /        |
|         |       |           |       | 12               | 0            | 22.25               | 22.0±1               | 1.0      |
|         |       |           |       | 12               | 49           | 22.23               | 22.0±1               | 1.0      |
|         |       |           |       | 25               | 0            | 22.29               | 22.0±1               | 1.0      |
|         |       |           | 16QAM | 1                | 0            | 22.40               | 22.0±1               | 1.0      |
|         |       |           |       | 1                | 49           | 22.50               | 22.0±1               | 1.0      |
|         |       |           |       | 1                | 99           | 22.46               | 22.0±1               | 1.0      |
|         |       |           |       | 12               | 0            | 21.30               | 22.0±1               | 1.0      |
|         |       |           |       | 12               | 49           | 21.27               | 22.0±1               | 1.0      |
|         |       |           |       | 25               | 0            | 21.28               | 22.0±1               | 1.0      |
|         | 23095 | 707.5     | QPSK  | 1                | 0            | 23.17               | 23.0±1               | /        |
|         |       |           |       | 1                | 49           | 23.28               | 23.0±1               | /        |
|         |       |           |       | 1                | 99           | 23.25               | 23.0±1               | /        |
|         |       |           |       | 12               | 0            | 22.22               | 22.0±1               | 1.0      |
|         |       |           |       | 12               | 49           | 22.35               | 22.0±1               | 1.0      |
|         |       |           |       | 25               | 0            | 22.31               | 22.0±1               | 1.0      |
|         |       |           | 16QAM | 1                | 0            | 22.48               | 22.0±1               | 1.0      |
|         |       |           |       | 1                | 49           | 22.55               | 22.0±1               | 1.0      |
|         |       |           |       | 1                | 99           | 22.55               | 22.0±1               | 1.0      |
|         |       |           |       | 12               | 0            | 21.20               | 22.0±1               | 1.0      |
|         |       |           |       | 12               | 49           | 21.31               | 22.0±1               | 1.0      |
|         |       |           |       | 25               | 0            | 21.33               | 22.0±1               | 1.0      |
|         | 23155 | 713.5     | QPSK  | 1                | 0            | 23.29               | 23.0±1               | /        |
|         |       |           |       | 1                | 49           | 23.43               | 23.0±1               | /        |
|         |       |           |       | 1                | 99           | 23.37               | 23.0±1               | /        |
| 12      |       |           |       | 0                | 22.46        | 22.0±1              | 1.0                  |          |
| 12      |       |           |       | 49               | 22.40        | 22.0±1              | 1.0                  |          |
| 25      |       |           |       | 0                | 22.45        | 22.0±1              | 1.0                  |          |
| 16QAM   |       |           | 1     | 0                | 22.52        | 22.0±1              | 1.0                  |          |
|         |       |           | 1     | 49               | 22.60        | 22.0±1              | 1.0                  |          |
|         |       |           | 1     | 99               | 22.59        | 22.0±1              | 1.0                  |          |
|         |       |           | 12    | 0                | 21.42        | 22.0±1              | 1.0                  |          |
|         |       |           | 12    | 49               | 21.34        | 22.0±1              | 1.0                  |          |
|         |       |           | 25    | 0                | 21.41        | 22.0±1              | 1.0                  |          |

| BW(MHz) | Ch    | Freq(MHz) | Mode  | UL RB Allocation | UL RB Offset | Average Power (dbm) | Tune up limited(dBm) | MPR (dB) |
|---------|-------|-----------|-------|------------------|--------------|---------------------|----------------------|----------|
| 10MHz   | 23060 | 704       | QPSK  | 1                | 0            | 23.17               | 23.0±1               | /        |
|         |       |           |       | 1                | 49           | 23.36               | 23.0±1               | /        |
|         |       |           |       | 1                | 99           | 23.26               | 23.0±1               | /        |
|         |       |           |       | 25               | 0            | 22.30               | 22.0±1               | 1.0      |
|         |       |           |       | 25               | 24           | 22.50               | 22.0±1               | 1.0      |
|         |       |           |       | 50               | 0            | 22.39               | 22.0±1               | 1.0      |
|         |       |           | 16QAM | 1                | 0            | 22.49               | 22.0±1               | 1.0      |
|         |       |           |       | 1                | 49           | 22.67               | 22.0±1               | 1.0      |
|         |       |           |       | 1                | 99           | 22.53               | 22.0±1               | 1.0      |
|         |       |           |       | 25               | 0            | 21.36               | 22.0±1               | 1.0      |
|         |       |           |       | 25               | 49           | 21.56               | 22.0±1               | 1.0      |
|         |       |           |       | 50               | 0            | 21.40               | 22.0±1               | 1.0      |
|         | 23095 | 707.5     | QPSK  | 1                | 0            | 23.18               | 23.0±1               | /        |
|         |       |           |       | 1                | 49           | 23.66               | 23.0±1               | /        |
|         |       |           |       | 1                | 99           | 23.35               | 23.0±1               | /        |
|         |       |           |       | 25               | 0            | 22.24               | 22.0±1               | 1.0      |
|         |       |           |       | 25               | 49           | 22.94               | 22.0±1               | 1.0      |
|         |       |           |       | 50               | 0            | 22.33               | 22.0±1               | 1.0      |
|         |       |           | 16QAM | 1                | 0            | 22.38               | 22.0±1               | 1.0      |
|         |       |           |       | 1                | 49           | 22.57               | 22.0±1               | 1.0      |
|         |       |           |       | 1                | 99           | 22.52               | 22.0±1               | 1.0      |
|         |       |           |       | 25               | 0            | 21.26               | 22.0±1               | 1.0      |
|         |       |           |       | 25               | 49           | 21.47               | 22.0±1               | 1.0      |
|         |       |           |       | 50               | 0            | 21.29               | 22.0±1               | 1.0      |
|         | 23130 | 711       | QPSK  | 1                | 0            | 23.30               | 23.0±1               | /        |
|         |       |           |       | 1                | 49           | 23.58               | 23.0±1               | /        |
|         |       |           |       | 1                | 99           | 23.52               | 23.0±1               | /        |
| 25      |       |           |       | 0                | 22.30        | 22.0±1              | 1.0                  |          |
| 25      |       |           |       | 49               | 22.37        | 22.0±1              | 1.0                  |          |
| 50      |       |           |       | 0                | 22.32        | 22.0±1              | 1.0                  |          |
| 16QAM   |       |           | 1     | 0                | 22.15        | 22.0±1              | 1.0                  |          |
|         |       |           | 1     | 49               | 22.42        | 22.0±1              | 1.0                  |          |
|         |       |           | 1     | 99               | 22.35        | 22.0±1              | 1.0                  |          |
|         |       |           | 25    | 0                | 21.32        | 22.0±1              | 1.0                  |          |
|         |       |           | 25    | 49               | 21.37        | 22.0±1              | 1.0                  |          |
|         |       |           | 50    | 0                | 21.36        | 22.0±1              | 1.0                  |          |

**LTE Band 17:**

| BW(MHz) | Ch    | Freq(MHz) | Mode  | UL RB Allocation | UL RB Offset | Average Power (dbm) | Tune up limited(dBm) | MPR (dB) |
|---------|-------|-----------|-------|------------------|--------------|---------------------|----------------------|----------|
| 5MHz    | 23755 | 706.5     | QPSK  | 1                | 0            | 23.18               | 23.0±1               | /        |
|         |       |           |       | 1                | 49           | 23.32               | 23.0±1               | /        |
|         |       |           |       | 1                | 99           | 23.23               | 23.0±1               | /        |
|         |       |           |       | 12               | 0            | 22.21               | 22.0±1               | 1.0      |
|         |       |           |       | 12               | 49           | 22.34               | 22.0±1               | 1.0      |
|         |       |           |       | 25               | 0            | 22.34               | 22.0±1               | 1.0      |
|         |       |           | 16QAM | 1                | 0            | 22.48               | 22.0±1               | 1.0      |
|         |       |           |       | 1                | 49           | 22.56               | 22.0±1               | 1.0      |
|         |       |           |       | 1                | 99           | 22.52               | 22.0±1               | 1.0      |
|         |       |           |       | 12               | 0            | 21.19               | 22.0±1               | 1.0      |
|         |       |           |       | 12               | 49           | 21.34               | 22.0±1               | 1.0      |
|         |       |           |       | 25               | 0            | 21.33               | 22.0±1               | 1.0      |
|         | 23790 | 710       | QPSK  | 1                | 0            | 23.23               | 23.0±1               | /        |
|         |       |           |       | 1                | 49           | 23.33               | 23.0±1               | /        |
|         |       |           |       | 1                | 99           | 23.30               | 23.0±1               | /        |
|         |       |           |       | 12               | 0            | 22.36               | 22.0±1               | 1.0      |
|         |       |           |       | 12               | 49           | 22.35               | 22.0±1               | 1.0      |
|         |       |           |       | 25               | 0            | 22.35               | 22.0±1               | 1.0      |
|         |       |           | 16QAM | 1                | 0            | 22.41               | 22.0±1               | 1.0      |
|         |       |           |       | 1                | 49           | 22.54               | 22.0±1               | 1.0      |
|         |       |           |       | 1                | 99           | 22.52               | 22.0±1               | 1.0      |
|         |       |           |       | 12               | 0            | 21.29               | 22.0±1               | 1.0      |
|         |       |           |       | 12               | 49           | 21.30               | 22.0±1               | 1.0      |
|         |       |           |       | 25               | 0            | 21.32               | 22.0±1               | 1.0      |
|         | 23825 | 713.5     | QPSK  | 1                | 0            | 23.24               | 23.0±1               | /        |
|         |       |           |       | 1                | 49           | 23.38               | 23.0±1               | /        |
|         |       |           |       | 1                | 99           | 23.36               | 23.0±1               | /        |
| 12      |       |           |       | 0                | 22.46        | 22.0±1              | 1.0                  |          |
| 12      |       |           |       | 49               | 22.43        | 22.0±1              | 1.0                  |          |
| 25      |       |           |       | 0                | 22.43        | 22.0±1              | 1.0                  |          |
| 16QAM   |       |           | 1     | 0                | 22.50        | 22.0±1              | 1.0                  |          |
|         |       |           | 1     | 49               | 22.67        | 22.0±1              | 1.0                  |          |
|         |       |           | 1     | 99               | 22.63        | 22.0±1              | 1.0                  |          |
|         |       |           | 12    | 0                | 21.46        | 22.0±1              | 1.0                  |          |
|         |       |           | 12    | 49               | 21.44        | 22.0±1              | 1.0                  |          |
|         |       |           | 25    | 0                | 21.45        | 22.0±1              | 1.0                  |          |



| BW(MHz) | Ch    | Freq(MHz) | Mode  | UL RB Allocation | UL RB Offset | Average Power (dbm) | Tune up limited(dBm) | MPR (dB) |
|---------|-------|-----------|-------|------------------|--------------|---------------------|----------------------|----------|
| 10MHz   | 23780 | 709       | QPSK  | 1                | 0            | 23.18               | 23.0±1               | /        |
|         |       |           |       | 1                | 49           | 23.32               | 23.0±1               | /        |
|         |       |           |       | 1                | 99           | 23.23               | 23.0±1               | /        |
|         |       |           |       | 25               | 0            | 22.21               | 22.0±1               | 1.0      |
|         |       |           |       | 25               | 49           | 22.34               | 22.0±1               | 1.0      |
|         |       |           |       | 50               | 0            | 22.34               | 22.0±1               | 1.0      |
|         |       |           | 16QAM | 1                | 0            | 22.48               | 22.0±1               | 1.0      |
|         |       |           |       | 1                | 49           | 22.56               | 22.0±1               | 1.0      |
|         |       |           |       | 1                | 99           | 22.52               | 22.0±1               | 1.0      |
|         |       |           |       | 25               | 0            | 21.19               | 22.0±1               | 1.0      |
|         |       |           |       | 25               | 49           | 21.34               | 22.0±1               | 1.0      |
|         |       |           |       | 50               | 0            | 21.33               | 22.0±1               | 1.0      |
|         | 23790 | 710       | QPSK  | 1                | 0            | 23.23               | 23.0±1               | /        |
|         |       |           |       | 1                | 49           | 23.59               | 23.0±1               | /        |
|         |       |           |       | 1                | 99           | 23.30               | 23.0±1               | /        |
|         |       |           |       | 25               | 0            | 22.36               | 22.0±1               | 1.0      |
|         |       |           |       | 25               | 49           | 22.95               | 22.0±1               | 1.0      |
|         |       |           |       | 50               | 0            | 22.35               | 22.0±1               | 1.0      |
|         |       |           | 16QAM | 1                | 0            | 22.41               | 22.0±1               | 1.0      |
|         |       |           |       | 1                | 49           | 22.54               | 22.0±1               | 1.0      |
|         |       |           |       | 1                | 99           | 22.52               | 22.0±1               | 1.0      |
|         |       |           |       | 25               | 0            | 21.29               | 22.0±1               | 1.0      |
|         |       |           |       | 25               | 49           | 21.30               | 22.0±1               | 1.0      |
|         |       |           |       | 50               | 0            | 21.32               | 22.0±1               | 1.0      |
|         | 23800 | 711       | QPSK  | 1                | 0            | 23.24               | 23.0±1               | /        |
|         |       |           |       | 1                | 49           | 23.38               | 23.0±1               | /        |
|         |       |           |       | 1                | 99           | 23.36               | 23.0±1               | /        |
| 25      |       |           |       | 0                | 22.46        | 22.0±1              | 1.0                  |          |
| 25      |       |           |       | 49               | 22.43        | 22.0±1              | 1.0                  |          |
| 50      |       |           |       | 0                | 22.43        | 22.0±1              | 1.0                  |          |
| 16QAM   |       |           | 1     | 0                | 22.50        | 22.0±1              | 1.0                  |          |
|         |       |           | 1     | 49               | 22.67        | 22.0±1              | 1.0                  |          |
|         |       |           | 1     | 99               | 22.63        | 22.0±1              | 1.0                  |          |
|         |       |           | 25    | 0                | 21.46        | 22.0±1              | 1.0                  |          |
|         |       |           | 25    | 49               | 21.44        | 22.0±1              | 1.0                  |          |
|         |       |           | 50    | 0                | 21.45        | 22.0±1              | 1.0                  |          |

**WIFI Mode (2.4G)**

| Mode          | Channel number | Frequency (MHz) | Data rate(Mbps) | Average Output Power(dBm) | Average Tune up limited(dBm) |
|---------------|----------------|-----------------|-----------------|---------------------------|------------------------------|
| 802.11b       | 1              | 2412            | 1               | 16.406                    | 16.0±1                       |
|               | 6              | 2437            | 1               | 15.891                    | 16.0±1                       |
|               | 11             | 2462            | 1               | 16.344                    | 16.0±1                       |
| 802.11g       | 1              | 2412            | 6               | 16.012                    | 16.0±1                       |
|               | 6              | 2437            | 6               | 15.771                    | 16.0±1                       |
|               | 11             | 2462            | 6               | 16.192                    | 16.0±1                       |
| 802.11n(HT20) | 1              | 2412            | MCS0            | 15.548                    | 16.0±1                       |
|               | 6              | 2437            | MCS0            | 15.275                    | 16.0±1                       |
|               | 11             | 2462            | MCS0            | 15.945                    | 16.0±1                       |
| 802.11n(HT40) | 3              | 2422            | MCS0            | 15.226                    | 16.0±1                       |
|               | 6              | 2437            | MCS0            | 14.808                    | 15.0±1                       |
|               | 9              | 2452            | MCS0            | 15.217                    | 16.0±1                       |

**Bluetooth Measurement Result**

| Mode     | Frequency (MHz) | Average Output Power(dBm) | Tune up limited(dBm) |
|----------|-----------------|---------------------------|----------------------|
| GFSK     | 2402            | 5.161                     | 5.0±1                |
|          | 2441            | 4.838                     | 5.0±1                |
|          | 2480            | 6.277                     | 6.0±1                |
| π/4DQPSK | 2402            | 5.216                     | 5.0±1                |
|          | 2441            | 4.52                      | 5.0±1                |
|          | 2480            | 5.583                     | 5.0±1                |
| 8DPSK    | 2402            | 4.968                     | 5.0±1                |
|          | 2441            | 4.695                     | 5.0±1                |
|          | 2480            | 5.74                      | 5.0±1                |

**BLE Measurement Result**

| Channel number | Frequency (MHz) | Average Output Power(dBm) | Tune up limited(dBm) |
|----------------|-----------------|---------------------------|----------------------|
| 0              | 2402            | 5.975                     | 6.0±1                |
| 19             | 2440            | 5.853                     | 6.0±1                |
| 39             | 2480            | 6.742                     | 6.0±1                |

## WIFI Mode (5.2G)

| Mode             | Channel number | Frequency (MHz) | Average Output Power(dBm) | Average Tune up limited(dBm) |
|------------------|----------------|-----------------|---------------------------|------------------------------|
| 802.11a          | 36             | 5180            | 11.69                     | 11.0±1                       |
|                  | 40             | 5200            | 10.796                    | 11.0±1                       |
|                  | 48             | 5240            | 10.636                    | 11.0±1                       |
| 802.11n (HT20)   | 36             | 5180            | 11.045                    | 11.0±1                       |
|                  | 40             | 5200            | 10.778                    | 11.0±1                       |
|                  | 48             | 5240            | 10.367                    | 11.0±1                       |
| 802.11n (HT40)   | 38             | 5190            | 11.71                     | 11.0±1                       |
|                  | 46             | 5230            | 10.735                    | 11.0±1                       |
| 802.11ac (VHT20) | 36             | 5180            | 11.074                    | 11.0±1                       |
|                  | 40             | 5200            | 10.947                    | 11.0±1                       |
|                  | 48             | 5240            | 10.412                    | 11.0±1                       |
| 802.11ac (VHT40) | 38             | 5190            | 11.151                    | 11.0±1                       |
|                  | 46             | 5230            | 10.675                    | 11.0±1                       |
| 802.11ac (VHT80) | 42             | 5210            | 10.976                    | 11.0±1                       |

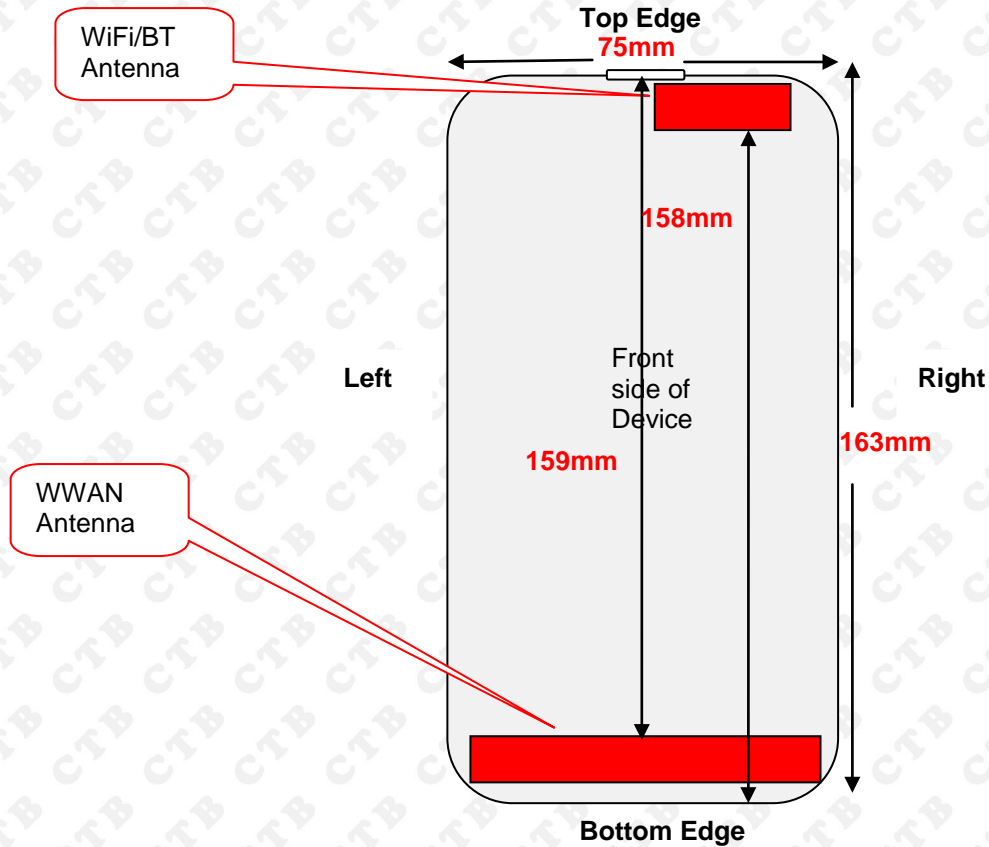
## WIFI Mode (5.8G)

| Mode             | Channel number | Frequency (MHz) | Average Output Power(dBm) | Average Tune up limited(dBm) |
|------------------|----------------|-----------------|---------------------------|------------------------------|
| 802.11a          | 147            | 5745            | 10.623                    | 10.0±1                       |
|                  | 157            | 5785            | 10.016                    | 10.0±1                       |
|                  | 165            | 5825            | 10.776                    | 10.0±1                       |
| 802.11n (HT20)   | 147            | 5745            | 9.732                     | 10.0±1                       |
|                  | 157            | 5785            | 9.63                      | 10.0±1                       |
|                  | 165            | 5825            | 10.263                    | 10.0±1                       |
| 802.11n (HT40)   | 151            | 5755            | 10.342                    | 10.0±1                       |
|                  | 159            | 5795            | 9.704                     | 10.0±1                       |
| 802.11ac (VHT20) | 147            | 5745            | 9.984                     | 10.0±1                       |
|                  | 157            | 5785            | 9.401                     | 10.0±1                       |
|                  | 165            | 5825            | 10.395                    | 10.0±1                       |
| 802.11ac (VHT40) | 151            | 5755            | 9.768                     | 10.0±1                       |
|                  | 159            | 5795            | 9.644                     | 10.0±1                       |
| 802.11ac (VHT80) | 155            | 5775            | 9.507                     | 10.0±1                       |



## 12 Exposure Conditions Consideration

### EUT antenna location:



### Test position consideration:

| Distance of EUT antenna-to-edge/surface(mm),<br>Test distance:10mm |           |            |           |            |          |             |
|--|-----------|------------|-----------|------------|----------|-------------|
| Antennas   | Back side | Front side | Left Edge | Right Edge | Top Edge | Bottom Edge |
| WWAN   | <25       | <25        | 35        | <25        | 159      | <25         |
| WLAN   | <25       | <25        | <25       | <25        | <25      | 158         |
| Bluetooth  | <25       | <25        | <25       | <25        | <25      | 158         |

| Test distance:10mm |           |            |           |            |          |             |
|--------------------|-----------|------------|-----------|------------|----------|-------------|
| Antennas           | Back side | Front side | Left Edge | Right Edge | Top Edge | Bottom Edge |
| WWAN               | YES       | YES        | NO        | YES        | NO       | YES         |
| WLAN               | YES       | YES        | YES       | YES        | YES      | NO          |
| Bluetooth          | YES       | YES        | YES       | YES        | YES      | NO          |

#### Note:

1. Head/Body SAR/Hotspot mode assessments are required.
2. Referring to KDB 941225 D06v02r01, when the overall device length and width are  $\geq 9\text{cm} * 5\text{cm}$ , the test distance is 10mm. SAR must be measured for all sides and surfaces with a transmitting antenna located within 25mm from that surface or edge.
3. Per KDB 447498 D01v06, for handsets the test separation distance is determined by the smallest distance between the outer surface of the device and the user, which is 0 mm for head SAR, 10 mm for body SAR.

### 13 RF Exposure

#### Standard Requirement:

According to §15.247 (i) and §1.1307(b)(1), systems operating under the provisions of this section shall be operated in a manner that ensures that the public is not exposed to radio frequency energy level in excess of the Commission's guidelines.

The 1-g and 10-g SAR test exclusion thresholds for 100 MHz to 6 GHz at *test separation distances*  $\leq 50$  mm are determined by:

$[(\text{max. power of channel, including tune-up tolerance, mW}) / (\text{min. test separation distance, mm})] \cdot [\sqrt{f_{(\text{GHz})}}] \leq 3.0$  for 1-g SAR and  $\leq 7.5$  for 10-g extremity SAR,<sup>16</sup> where

- $f_{(\text{GHz})}$  is the RF channel transmit frequency in GHz
- Power and distance are rounded to the nearest mW and mm before calculation<sup>17</sup>
- The result is rounded to one decimal place for comparison

The test exclusions are applicable only when the minimum *test separation distance* is  $\leq 50$  mm and for transmission frequencies between 100 MHz and 6 GHz. When the minimum *test separation distance* is  $< 5$  mm, a distance of 5 mm is applied to determine SAR test exclusion.

Routine SAR evaluation refers to that specifically required by § 2.1093, using measurements or computer simulation. When routine SAR evaluation is not required, portable transmitters with output power greater than the applicable low threshold require SAR evaluation to qualify for TCB approval.

**Exclusion Thresholds =**  $P\sqrt{F} / D$

P= Maximum turn-up power in mW

F= Channel frequency in GHz

D= Minimum test separation distance in mm

#### Test Distance (5mm)

| Mode      | MAX Power (dBm) | Tune Up Power (dBm) | Max Tune Up Power (dBm) | Max Tune Up Power (mW) | Exclusion Thresholds | Limit |
|-----------|-----------------|---------------------|-------------------------|------------------------|----------------------|-------|
| 2.4G WIFI | 16.406          | 16.0±1              | 17                      | 50.12                  | 15.568               | 3     |
| 5.2G WIFI | 11.71           | 11.0±1              | 12                      | 15.85                  | 7.222                | 3     |
| 5.8G WIFI | 10.776          | 10.0±1              | 11                      | 12.59                  | 6.077                | 3     |
| Bluetooth | 6.277           | 6.0±1               | 7                       | 5.01                   | 1.578                | 3     |
| BLE       | 6.742           | 6.0±1               | 7                       | 5.01                   | 1.578                | 3     |

#### Test Distance (10mm)

| Mode      | MAX Power (dBm) | Tune Up Power (dBm) | Max Tune Up Power (dBm) | Max Tune Up Power (mW) | Exclusion Thresholds | Limit |
|-----------|-----------------|---------------------|-------------------------|------------------------|----------------------|-------|
| 2.4G WIFI | 16.406          | 16.0±1              | 17                      | 50.12                  | 7.784                | 3     |
| 5.2G WIFI | 11.71           | 11.0±1              | 12                      | 15.85                  | 3.611                | 3     |
| 5.8G WIFI | 10.776          | 10.0±1              | 11                      | 12.59                  | 3.039                | 3     |
| Bluetooth | 6.277           | 6.0±1               | 7                       | 5.01                   | 0.789                | 3     |
| BLE       | 6.742           | 6.0±1               | 7                       | 5.01                   | 0.789                | 3     |

**Result:**BT SAR measurement is not required, 2.4G WIFI and 5G WIFI SAR test are required.



## 14 SAR Test Results

### 14.1 Test Condition:

1. SAR Measurement  
The distance between the EUT and the antenna of the emulator is more than 50 cm and the output power radiated from the emulator antenna is at least 30 dB less than the output power of EUT.
2. Environmental Conditions
 

|                      |          |
|----------------------|----------|
| Temperature          | 23°C     |
| Relative Humidity    | 57%      |
| Atmospheric Pressure | 1019mbar |
3. Tested By : Andy Feng

### 14.2 Generally Test Procedures:

1. Establish communication link between EUT and base station emulation by air link.
2. Place the EUT in the selected test position. (Cheek, tilt or flat)
3. Perform SAR testing at middle or highest output power channel under the selected test mode. If the measured 1-g SAR is  $\leq 0.8$  W/kg, then testing for the other channel will not be performed.
4. When SAR is  $< 0.8$  W/kg, no repeated SAR measurement is required

#### For WCDMA test:

1. KDB941225 D01-Body SAR is not required for HSDPA when the average output of each RF channel with HSDPA active is less than 0.25dB higher than measured without HSDPA using 12.2kbps RMC or the maximum SAR for 12.2kbps RMC  $< 75\%$  of the SAR limit.
2. KDB941225 D01-Body SAR is not required for handset with HSPA capabilities when the maximum average output of each RF channel with HSUPA/HSDPA active is less than 0.25dB higher than that measure without HSUPA/HSDPA using 12.2kbps RMC AND THE maximum SAR for 12.2kbps RMC is  $< 75\%$  of the SAR limit

#### For LTE test:

1. According to FCC KDB 941225 D05v02r05:
  - a. Per Section 5.2.1, SAR is required for QPSK 1 RB Allocation for the largest bandwidth
    - i. The required channel and offset combination with the highest maximum output power is required for SAR.
    - ii. When the reported SAR is  $\leq 0.8$  W/kg, testing of the remaining RB offset configurations and required test channels is not required. Otherwise, SAR is required for the remaining required test channels using the RB offset configuration with highest output power for that channel.
    - iii. When the reported SAR for a required test channel is  $> 1.45$  W/kg, SAR is required for all RB offset configurations for that channel.
  - b. Per Section 5.2.2, SAR is required for 50% RB allocation using the largest bandwidth following the same procedures outlined in Section 5.2.1.
  - c. Per Section 5.2.3, QPSK SAR is not required for the 100% allocation when the highest maximum output power for the 100% allocation is less than the highest maximum output power of the 1 RB and 50% RB allocations and the reported SAR for the 1 RB and 50% RB allocations is  $< 0.8$  W/kg.
  - d. Per Section 5.2.4 and 5.3, SAR tests for higher order modulations and lower bandwidths configurations are not required when the conducted power of the required test configurations determined by Sections 5.2.1 through 5.2.3 is less than or equal to  $\frac{1}{2}$  dB higher than the equivalent configuration using QPSK modulation and when the QPSK SAR for those configurations is  $< 1.45$  W/kg.
  - e. A-MPR was disabled for all SAR tests by setting NS=01 on the base station simulator. SAR tests were performed with the same number of RB and RB offsets transmitting on all TTI frames (maximum TTI).



**14.3 SAR Summary Test Result:**
**Table 5: SAR Values of GSM 850MHz Band**

| Test Positions              |             | Channel |       | Test Mode    | Power(dBm)                 |                            | SAR 1g(W/Kg), Limit(1.6W/kg) |                     | Plot No. |
|-----------------------------|-------------|---------|-------|--------------|----------------------------|----------------------------|------------------------------|---------------------|----------|
|                             |             | CH.     | MHz   |              | Maximum Turn-up Power(dBm) | Measured output power(dBm) | Measured SAR 1g(W/kg)        | Scaled SAR 1g(W/kg) |          |
| Right Head                  | Cheek       | 251     | 848.8 | Voice call   | 33                         | 32.74                      | 0.021                        | 0.02                | --       |
|                             | Tilt        | 251     | 848.8 | Voice call   | 33                         | 32.74                      | 0.020                        | 0.02                | --       |
| Left Head                   | Cheek       | 251     | 848.8 | Voice call   | 33                         | 32.74                      | 0.018                        | 0.02                | --       |
|                             | Tilt        | 251     | 848.8 | Voice call   | 33                         | 32.74                      | 0.016                        | 0.02                | --       |
| Right Head                  | Cheek       | 251     | 848.8 | GPRS 2 slots | 32                         | 31.82                      | 0.306                        | 0.32                | <b>1</b> |
|                             | Tilt        | 251     | 848.8 | GPRS 2 slots | 32                         | 31.82                      | 0.202                        | 0.21                | --       |
| Left Head                   | Cheek       | 251     | 848.8 | GPRS 2 slots | 32                         | 31.82                      | 0.215                        | 0.22                | --       |
|                             | Tilt        | 251     | 848.8 | GPRS 2 slots | 32                         | 31.82                      | 0.204                        | 0.21                | --       |
| Body-worn (10mm Separation) | Front Side  | 251     | 848.8 | GPRS 2 slots | 32                         | 31.82                      | 0.366                        | 0.38                | --       |
|                             | Back Side   | 251     | 848.8 | GPRS 2 slots | 32                         | 31.82                      | 0.214                        | 0.22                | --       |
| Hotspot (10mm Separation)   | Front Side  | 251     | 848.8 | GPRS 2 slots | 32                         | 31.82                      | 0.366                        | 0.38                | <b>2</b> |
|                             | Back Side   | 251     | 848.8 | GPRS 2 slots | 32                         | 31.82                      | 0.214                        | 0.22                | --       |
|                             | Right Edge  | 251     | 848.8 | GPRS 2 slots | 32                         | 31.82                      | 0.201                        | 0.21                | --       |
|                             | Left Edge   | 251     | 848.8 | GPRS 2 slots | 32                         | 31.82                      | 0.185                        | 0.19                | --       |
|                             | Bottom Edge | 251     | 848.8 | GPRS 2 slots | 32                         | 31.82                      | 0.115                        | 0.12                | --       |

**Table 6: SAR Values of GSM 1900MHz Band**

| Test Positions              |             | Channel |        | Test Mode    | Power(dBm)                 |                            | SAR 1g(W/Kg), Limit(1.6W/kg) |                     | Plot No. |
|-----------------------------|-------------|---------|--------|--------------|----------------------------|----------------------------|------------------------------|---------------------|----------|
|                             |             | CH.     | MHz    |              | Maximum Turn-up Power(dBm) | Measured output power(dBm) | Measured SAR 1g(W/kg)        | Scaled SAR 1g(W/kg) |          |
| Right Head                  | Cheek       | 810     | 1909.8 | Voice call   | 29.5                       | 29.24                      | 0.007                        | 0.01                | --       |
|                             | Tilt        | 810     | 1909.8 | Voice call   | 29.5                       | 29.24                      | 0.002                        | 0.01                | --       |
| Left Head                   | Cheek       | 810     | 1909.8 | Voice call   | 29.5                       | 29.24                      | 0.002                        | 0.01                | --       |
|                             | Tilt        | 810     | 1909.8 | Voice call   | 29.5                       | 29.24                      | 0.001                        | 0.01                | --       |
| Right Head                  | Cheek       | 810     | 1909.8 | GPRS 2 slots | 28.5                       | 28.28                      | 0.110                        | 0.12                | --       |
|                             | Tilt        | 810     | 1909.8 | GPRS 2 slots | 28.5                       | 28.28                      | 0.085                        | 0.09                | --       |
| Left Head                   | Cheek       | 810     | 1909.8 | GPRS 2 slots | 28.5                       | 28.28                      | 0.350                        | 0.37                | <b>3</b> |
|                             | Tilt        | 810     | 1909.8 | GPRS 2 slots | 28.5                       | 28.28                      | 0.114                        | 0.12                | --       |
| Body-worn (10mm Separation) | Front Side  | 810     | 1909.8 | GPRS 2 slots | 28.5                       | 28.28                      | 0.216                        | 0.23                | --       |
|                             | Back Side   | 810     | 1909.8 | GPRS 2 slots | 28.5                       | 28.28                      | 0.156                        | 0.16                | --       |
| Hotspot (10mm Separation)   | Front Side  | 810     | 1909.8 | GPRS 2 slots | 28.5                       | 28.28                      | 0.216                        | 0.23                | <b>4</b> |
|                             | Back Side   | 810     | 1909.8 | GPRS 2 slots | 28.5                       | 28.28                      | 0.156                        | 0.16                | --       |
|                             | Right Edge  | 810     | 1909.8 | GPRS 2 slots | 28.5                       | 28.28                      | 0.118                        | 0.12                | --       |
|                             | Left Edge   | 810     | 1909.8 | GPRS 2 slots | 28.5                       | 28.28                      | 0.114                        | 0.12                | --       |
|                             | Bottom Edge | 810     | 1909.8 | GPRS 2 slots | 28.5                       | 28.28                      | 0.105                        | 0.11                | --       |

**Table 7: SAR Values of WCDMA BAND V**

| Test Positions              |             | Channel |       | Test Mode    | Power(dBm)                 |                            | SAR 1g(W/Kg), Limit(1.6W/kg) |                     | Plot No. |
|-----------------------------|-------------|---------|-------|--------------|----------------------------|----------------------------|------------------------------|---------------------|----------|
|                             |             | CH.     | MHz   |              | Maximum Turn-up Power(dBm) | Measured output power(dBm) | Measured SAR 1g(W/kg)        | Scaled SAR 1g(W/kg) |          |
| Right Head                  | Cheek       | 4233    | 846.6 | RMC 12.2kbps | 24                         | 23.62                      | 0.283                        | 0.31                | <b>5</b> |
|                             | Tilt        | 4233    | 846.6 | RMC 12.2kbps | 24                         | 23.62                      | 0.156                        | 0.17                | --       |
| Left Head                   | Cheek       | 4233    | 846.6 | RMC 12.2kbps | 24                         | 23.62                      | 0.144                        | 0.16                | --       |
|                             | Tilt        | 4233    | 846.6 | RMC 12.2kbps | 24                         | 23.62                      | 0.123                        | 0.13                | --       |
| Body-worn (10mm Separation) | Front Side  | 4233    | 846.6 | RMC 12.2kbps | 24                         | 23.62                      | 0.297                        | 0.32                | --       |
|                             | Back Side   | 4233    | 846.6 | RMC 12.2kbps | 24                         | 23.62                      | 0.220                        | 0.24                | --       |
| Hotspot (10mm Separation)   | Front Side  | 4233    | 846.6 | RMC 12.2kbps | 24                         | 23.62                      | 0.297                        | 0.32                | <b>6</b> |
|                             | Back Side   | 4233    | 846.6 | RMC 12.2kbps | 24                         | 23.62                      | 0.220                        | 0.24                | --       |
|                             | Right Edge  | 4233    | 846.6 | RMC 12.2kbps | 24                         | 23.62                      | 0.150                        | 0.16                | --       |
|                             | Left Edge   | 4233    | 846.6 | RMC 12.2kbps | 24                         | 23.62                      | 0.146                        | 0.16                | --       |
|                             | Bottom Edge | 4233    | 846.6 | RMC 12.2kbps | 24                         | 23.62                      | 0.114                        | 0.12                | --       |



**Table 8: SAR Values of WCDMA BAND II**

| Test Positions              |             | Channel |        | Test Mode    | Power(dBm)                 |                            | SAR 1g(W/Kg), Limit(1.6W/kg) |                     | Plot No. |
|-----------------------------|-------------|---------|--------|--------------|----------------------------|----------------------------|------------------------------|---------------------|----------|
|                             |             | CH.     | MHz    |              | Maximum Turn-up Power(dBm) | Measured output power(dBm) | Measured SAR 1g(W/kg)        | Scaled SAR 1g(W/kg) |          |
| Right Head                  | Cheek       | 9538    | 1907.6 | RMC 12.2kbps | 23                         | 22.30                      | 0.200                        | 0.23                | --       |
|                             | Tilt        | 9538    | 1907.6 | RMC 12.2kbps | 23                         | 22.30                      | 0.152                        | 0.18                | --       |
| Left Head                   | Cheek       | 9538    | 1907.6 | RMC 12.2kbps | 23                         | 22.30                      | 0.299                        | 0.35                | <b>7</b> |
|                             | Tilt        | 9538    | 1907.6 | RMC 12.2kbps | 23                         | 22.30                      | 0.245                        | 0.29                | --       |
| Body-worn (10mm Separation) | Front Side  | 9538    | 1907.6 | RMC 12.2kbps | 23                         | 22.30                      | 0.219                        | 0.26                | --       |
|                             | Back Side   | 9538    | 1907.6 | RMC 12.2kbps | 23                         | 22.30                      | 0.166                        | 0.20                | --       |
| Hotspot (10mm Separation)   | Front Side  | 9538    | 1907.6 | RMC 12.2kbps | 23                         | 22.30                      | 0.219                        | 0.26                | <b>8</b> |
|                             | Back Side   | 9538    | 1907.6 | RMC 12.2kbps | 23                         | 22.30                      | 0.166                        | 0.20                | --       |
|                             | Right Edge  | 9538    | 1907.6 | RMC 12.2kbps | 23                         | 22.30                      | 0.110                        | 0.13                | --       |
|                             | Left Edge   | 9538    | 1907.6 | RMC 12.2kbps | 23                         | 22.30                      | 0.108                        | 0.13                | --       |
|                             | Bottom Edge | 9538    | 1907.6 | RMC 12.2kbps | 23                         | 22.30                      | 0.162                        | 0.19                | --       |

**Table 9: SAR Values of LTE BAND 2 , 20MHz ,QPSK**

| Test Mode | Test Positions              |             | Channel |      | Power(dBm)                 |                            | MPR (dB) | SAR 1g(W/Kg), Limit(1.6W/kg) |                     | Plot No.  |
|-----------|-----------------------------|-------------|---------|------|----------------------------|----------------------------|----------|------------------------------|---------------------|-----------|
|           |                             |             | CH.     | MHz  | Maximum Turn-up Power(dBm) | Measured output power(dBm) |          | Measured SAR 1g(W/kg)        | Scaled SAR 1g(W/kg) |           |
| 1RB #49   | Right Head                  | Cheek       | 18900   | 1880 | 23                         | 22.89                      | 0        | 0.250                        | 0.26                | --        |
|           |                             | Tilt        | 18900   | 1880 | 23                         | 22.89                      | 0        | 0.204                        | 0.21                | --        |
|           | Left Head                   | Cheek       | 18900   | 1880 | 23                         | 22.89                      | 0        | 0.304                        | 0.31                | <b>9</b>  |
|           |                             | Tilt        | 18900   | 1880 | 23                         | 22.89                      | 0        | 0.152                        | 0.16                | --        |
|           | Body-worn (10mm Separation) | Front Side  | 18900   | 1880 | 23                         | 22.89                      | 0        | 0.255                        | 0.26                | <b>10</b> |
|           |                             | Back Side   | 18900   | 1880 | 23                         | 22.89                      | 0        | 0.210                        | 0.22                | --        |
|           | Hotspot (10mm Separation)   | Front Side  | 18900   | 1880 | 23                         | 22.89                      | 0        | 0.255                        | 0.26                | --        |
|           |                             | Back Side   | 18900   | 1880 | 23                         | 22.89                      | 0        | 0.210                        | 0.22                | --        |
|           |                             | Right Edge  | 18900   | 1880 | 23                         | 22.89                      | 0        | 0.145                        | 0.15                | --        |
|           |                             | Left Edge   | 18900   | 1880 | 23                         | 22.89                      | 0        | 0.141                        | 0.15                | --        |
|           |                             | Bottom Edge | 18900   | 1880 | 23                         | 22.89                      | 0        | 0.100                        | 0.10                | --        |
| 50%RB #24 | Right Head                  | Cheek       | 18900   | 1880 | 22                         | 21.97                      | 1        | 0.156                        | 0.16                | --        |
|           |                             | Tilt        | 18900   | 1880 | 22                         | 21.97                      | 1        | 0.141                        | 0.14                | --        |
|           | Left Head                   | Cheek       | 18900   | 1880 | 22                         | 21.97                      | 1        | 0.125                        | 0.13                | --        |
|           |                             | Tilt        | 18900   | 1880 | 22                         | 21.97                      | 1        | 0.157                        | 0.16                | --        |
|           | Body-worn (10mm Separation) | Front Side  | 18900   | 1880 | 22                         | 21.97                      | 1        | 0.200                        | 0.20                | --        |
|           |                             | Back Side   | 18900   | 1880 | 22                         | 21.97                      | 1        | 0.178                        | 0.18                | --        |
|           | Hotspot (10mm Separation)   | Front Side  | 18900   | 1880 | 22                         | 21.97                      | 1        | 0.200                        | 0.20                | --        |
|           |                             | Back Side   | 18900   | 1880 | 22                         | 21.97                      | 1        | 0.178                        | 0.18                | --        |
|           |                             | Right Edge  | 18900   | 1880 | 22                         | 21.97                      | 1        | 0.114                        | 0.11                | --        |
|           |                             | Left Edge   | 18900   | 1880 | 22                         | 21.97                      | 1        | 0.111                        | 0.10                | --        |
|           |                             | Bottom Edge | 18900   | 1880 | 22                         | 21.97                      | 1        | 0.088                        | 0.09                | --        |

**Table 10: SAR Values of LTE BAND 4, 20MHz ,QPSK**

| Test Mode                   | Test Positions              |             | Channel |        | Power(dBm)                 |                            | MPR (dB) | SAR 1g(W/Kg), Limit(1.6W/kg) |                     | Plot No. |    |
|-----------------------------|-----------------------------|-------------|---------|--------|----------------------------|----------------------------|----------|------------------------------|---------------------|----------|----|
|                             |                             |             | CH.     | MHz    | Maximum Turn-up Power(dBm) | Measured output power(dBm) |          | Measured SAR 1g(W/kg)        | Scaled SAR 1g(W/kg) |          |    |
| 1RB #49                     | Right Head                  | Cheek       | 20175   | 1732.5 | 23.5                       | 23.39                      | 0        | 0.215                        | 0.22                | --       |    |
|                             |                             | Tilt        | 20175   | 1732.5 | 23.5                       | 23.39                      | 0        | 0.203                        | 0.21                | --       |    |
|                             | Left Head                   | Cheek       | 20175   | 1732.5 | 23.5                       | 23.39                      | 0        | 0.379                        | 0.39                | 11       |    |
|                             |                             | Tilt        | 20175   | 1732.5 | 23.5                       | 23.39                      | 0        | 0.256                        | 0.26                | --       |    |
|                             | Body-worn (10mm Separation) | Front Side  | 20175   | 1732.5 | 23.5                       | 23.39                      | 0        | 0.348                        | 0.36                | --       |    |
|                             |                             | Back Side   | 20175   | 1732.5 | 23.5                       | 23.39                      | 0        | 0.300                        | 0.31                | --       |    |
|                             | Hotspot (10mm Separation)   | Front Side  | 20175   | 1732.5 | 23.5                       | 23.39                      | 0        | 0.348                        | 0.36                | 12       |    |
|                             |                             | Back Side   | 20175   | 1732.5 | 23.5                       | 23.39                      | 0        | 0.300                        | 0.31                | --       |    |
|                             |                             | Right Edge  | 20175   | 1732.5 | 23.5                       | 23.39                      | 0        | 0.205                        | 0.21                | --       |    |
|                             |                             | Left Edge   | 20175   | 1732.5 | 23.5                       | 23.39                      | 0        | 0.202                        | 0.21                | --       |    |
|                             |                             | Bottom Edge | 20175   | 1732.5 | 23.5                       | 23.39                      | 0        | 0.114                        | 0.12                | --       |    |
|                             | 50%RB #0                    | Right Head  | Cheek   | 20175  | 1732.5                     | 22.5                       | 22.25    | 1                            | 0.184               | 0.19     | -- |
|                             |                             |             | Tilt    | 20175  | 1732.5                     | 22.5                       | 22.25    | 1                            | 0.188               | 0.20     | -- |
|                             |                             | Left Head   | Cheek   | 20175  | 1732.5                     | 22.5                       | 22.25    | 1                            | 0.206               | 0.22     | -- |
|                             |                             |             | Tilt    | 20175  | 1732.5                     | 22.5                       | 22.25    | 1                            | 0.200               | 0.21     | -- |
| Body-worn (10mm Separation) |                             | Front Side  | 20175   | 1732.5 | 22.5                       | 22.25                      | 1        | 0.269                        | 0.28                | --       |    |
|                             |                             | Back Side   | 20175   | 1732.5 | 22.5                       | 22.25                      | 1        | 0.252                        | 0.27                | --       |    |
| Hotspot (10mm Separation)   |                             | Front Side  | 20175   | 1732.5 | 22.5                       | 22.25                      | 1        | 0.269                        | 0.28                | --       |    |
|                             |                             | Back Side   | 20175   | 1732.5 | 22.5                       | 22.25                      | 1        | 0.252                        | 0.27                | --       |    |
|                             |                             | Right Edge  | 20175   | 1732.5 | 22.5                       | 22.25                      | 1        | 0.144                        | 0.15                | --       |    |
|                             |                             | Left Edge   | 20175   | 1732.5 | 22.5                       | 22.25                      | 1        | 0.140                        | 0.15                | --       |    |
|                             | Bottom Edge                 | 20175       | 1732.5  | 22.5   | 22.25                      | 1                          | 0.126    | 0.13                         | --                  |          |    |



**Table 11: SAR Values of LTE BAND 5 , 10MHz ,QPSK**

| Test Mode                   | Test Positions              |             | Channel |       | Power(dBm)                 |                            | MPR (dB) | SAR 1g(W/Kg), Limit(1.6W/kg) |                     | Plot No. |
|-----------------------------|-----------------------------|-------------|---------|-------|----------------------------|----------------------------|----------|------------------------------|---------------------|----------|
|                             |                             |             | CH.     | MHz   | Maximum Turn-up Power(dBm) | Measured output power(dBm) |          | Measured SAR 1g(W/kg)        | Scaled SAR 1g(W/kg) |          |
| 1RB #49                     | Right Head                  | Cheek       | 20525   | 836.5 | 24                         | 23.39                      | 0        | 0.304                        | 0.35                | 13       |
|                             |                             | Tilt        | 20525   | 836.5 | 24                         | 23.39                      | 0        | 0.205                        | 0.24                | --       |
|                             | Left Head                   | Cheek       | 20525   | 836.5 | 24                         | 23.39                      | 0        | 0.145                        | 0.17                | --       |
|                             |                             | Tilt        | 20525   | 836.5 | 24                         | 23.39                      | 0        | 0.125                        | 0.14                | --       |
|                             | Body-worn (10mm Separation) | Front Side  | 20525   | 836.5 | 24                         | 23.39                      | 0        | 0.306                        | 0.35                | --       |
|                             |                             | Back Side   | 20525   | 836.5 | 24                         | 23.39                      | 0        | 0.214                        | 0.25                | --       |
|                             | Hotspot (10mm Separation)   | Front Side  | 20525   | 836.5 | 24                         | 23.39                      | 0        | 0.306                        | 0.35                | 14       |
|                             |                             | Back Side   | 20525   | 836.5 | 24                         | 23.39                      | 0        | 0.214                        | 0.25                | --       |
|                             |                             | Right Edge  | 20525   | 836.5 | 24                         | 23.39                      | 0        | 0.125                        | 0.14                | --       |
|                             |                             | Left Edge   | 20525   | 836.5 | 24                         | 23.39                      | 0        | 0.121                        | 0.14                | --       |
|                             |                             | Bottom Edge | 20525   | 836.5 | 24                         | 23.39                      | 0        | 0.114                        | 0.13                | --       |
|                             | 50%RB #25                   | Right Head  | Cheek   | 20525 | 836.5                      | 23                         | 22.86    | 1                            | 0.288               | 0.30     |
| Tilt                        |                             |             | 20525   | 836.5 | 23                         | 22.86                      | 1        | 0.145                        | 0.15                | --       |
| Left Head                   |                             | Cheek       | 20525   | 836.5 | 23                         | 22.86                      | 1        | 0.110                        | 0.11                | --       |
|                             |                             | Tilt        | 20525   | 836.5 | 23                         | 22.86                      | 1        | 0.123                        | 0.13                | --       |
| Body-worn (10mm Separation) |                             | Front Side  | 20525   | 836.5 | 23                         | 22.86                      | 1        | 0.274                        | 0.28                | --       |
|                             |                             | Back Side   | 20525   | 836.5 | 23                         | 22.86                      | 1        | 0.203                        | 0.21                | --       |
| Hotspot (10mm Separation)   |                             | Front Side  | 20525   | 836.5 | 23                         | 22.86                      | 1        | 0.274                        | 0.28                | --       |
|                             |                             | Back Side   | 20525   | 836.5 | 23                         | 22.86                      | 1        | 0.203                        | 0.21                | --       |
|                             |                             | Right Edge  | 20525   | 836.5 | 23                         | 22.86                      | 1        | 0.124                        | 0.13                | --       |
|                             |                             | Left Edge   | 20525   | 836.5 | 23                         | 22.86                      | 1        | 0.124                        | 0.13                | --       |
|                             |                             | Bottom Edge | 20525   | 836.5 | 23                         | 22.86                      | 1        | 0.114                        | 0.12                | --       |

**Table 12: SAR Values of LTE BAND 7 , 20MHz ,QPSK**

| Test Mode                   | Test Positions              |             | Channel |       | Power(dBm)                 |                            | MPR (dB) | SAR 1g(W/Kg), Limit(1.6W/kg) |                     | Plot No. |    |
|-----------------------------|-----------------------------|-------------|---------|-------|----------------------------|----------------------------|----------|------------------------------|---------------------|----------|----|
|                             |                             |             | CH.     | MHz   | Maximum Turn-up Power(dBm) | Measured output power(dBm) |          | Measured SAR 1g(W/kg)        | Scaled SAR 1g(W/kg) |          |    |
| 1RB #49                     | Right Head                  | Cheek       | 21100   | 2535  | 22.5                       | 22.15                      | 0        | 0.044                        | 0.05                | --       |    |
|                             |                             | Tilt        | 21100   | 2535  | 22.5                       | 22.15                      | 0        | 0.042                        | 0.05                | --       |    |
|                             | Left Head                   | Cheek       | 21100   | 2535  | 22.5                       | 22.15                      | 0        | 0.054                        | 0.06                | 15       |    |
|                             |                             | Tilt        | 21100   | 2535  | 22.5                       | 22.15                      | 0        | 0.041                        | 0.04                | --       |    |
|                             | Body-worn (10mm Separation) | Front Side  | 21100   | 2535  | 22.5                       | 22.15                      | 0        | 0.219                        | 0.24                | --       |    |
|                             |                             | Back Side   | 21100   | 2535  | 22.5                       | 22.15                      | 0        | 0.159                        | 0.17                | --       |    |
|                             | Hotspot (10mm Separation)   | Front Side  | 21100   | 2535  | 22.5                       | 22.15                      | 0        | 0.219                        | 0.24                | 16       |    |
|                             |                             | Back Side   | 21100   | 2535  | 22.5                       | 22.15                      | 0        | 0.159                        | 0.17                | --       |    |
|                             |                             | Right Edge  | 21100   | 2535  | 22.5                       | 22.15                      | 0        | 0.114                        | 0.12                | --       |    |
|                             |                             | Left Edge   | 21100   | 2535  | 22.5                       | 22.15                      | 0        | 0.110                        | 0.12                | --       |    |
|                             |                             | Bottom Edge | 21100   | 2535  | 22.5                       | 22.15                      | 0        | 0.102                        | 0.11                | --       |    |
|                             | 50%RB #49                   | Right Head  | Cheek   | 21100 | 2535                       | 22                         | 21.45    | 1                            | 0.023               | 0.03     | -- |
|                             |                             |             | Tilt    | 21100 | 2535                       | 22                         | 21.45    | 1                            | 0.025               | 0.03     | -- |
|                             |                             | Left Head   | Cheek   | 21100 | 2535                       | 22                         | 21.45    | 1                            | 0.030               | 0.03     | -- |
|                             |                             |             | Tilt    | 21100 | 2535                       | 22                         | 21.45    | 1                            | 0.028               | 0.03     | -- |
| Body-worn (10mm Separation) |                             | Front Side  | 21100   | 2535  | 22                         | 21.45                      | 1        | 0.189                        | 0.21                | --       |    |
|                             |                             | Back Side   | 21100   | 2535  | 22                         | 21.45                      | 1        | 0.144                        | 0.16                | --       |    |
| Hotspot (10mm Separation)   |                             | Front Side  | 21100   | 2535  | 22                         | 21.45                      | 1        | 0.189                        | 0.21                | --       |    |
|                             |                             | Back Side   | 21100   | 2535  | 22                         | 21.45                      | 1        | 0.144                        | 0.16                | --       |    |
|                             |                             | Right Edge  | 21100   | 2535  | 22                         | 21.45                      | 1        | 0.102                        | 0.12                | --       |    |
|                             |                             | Left Edge   | 21100   | 2535  | 22                         | 21.45                      | 1        | 0.108                        | 0.12                | --       |    |
|                             |                             | Bottom Edge | 21100   | 2535  | 22                         | 21.45                      | 1        | 0.088                        | 0.10                | --       |    |

**Table 13: SAR Values of LTE BAND 12 , 10MHz ,QPSK**

| Test Mode                   | Test Positions              |             | Channel |       | Power(dBm)                 |                            | MPR (dB) | SAR 1g(W/Kg), Limit(1.6W/kg) |                     | Plot No. |
|-----------------------------|-----------------------------|-------------|---------|-------|----------------------------|----------------------------|----------|------------------------------|---------------------|----------|
|                             |                             |             | CH.     | MHz   | Maximum Turn-up Power(dBm) | Measured output power(dBm) |          | Measured SAR 1g(W/kg)        | Scaled SAR 1g(W/kg) |          |
| 1RB #49                     | Right Head                  | Cheek       | 23095   | 707.5 | 24                         | 23.66                      | 0        | 0.125                        | 0.14                | 17       |
|                             |                             | Tilt        | 23095   | 707.5 | 24                         | 23.66                      | 0        | 0.110                        | 0.12                | --       |
|                             | Left Head                   | Cheek       | 23095   | 707.5 | 24                         | 23.66                      | 0        | 0.102                        | 0.11                | --       |
|                             |                             | Tilt        | 23095   | 707.5 | 24                         | 23.66                      | 0        | 0.099                        | 0.11                | --       |
|                             | Body-worn (10mm Separation) | Front Side  | 23095   | 707.5 | 24                         | 23.66                      | 0        | 0.143                        | 0.15                | --       |
|                             |                             | Back Side   | 23095   | 707.5 | 24                         | 23.66                      | 0        | 0.123                        | 0.13                | --       |
|                             | Hotspot (10mm Separation)   | Front Side  | 23095   | 707.5 | 24                         | 23.66                      | 0        | 0.143                        | 0.15                | 18       |
|                             |                             | Back Side   | 23095   | 707.5 | 24                         | 23.66                      | 0        | 0.123                        | 0.13                | --       |
|                             |                             | Right Edge  | 23095   | 707.5 | 24                         | 23.66                      | 0        | 0.056                        | 0.06                | --       |
|                             |                             | Left Edge   | 23095   | 707.5 | 24                         | 23.66                      | 0        | 0.050                        | 0.06                | --       |
|                             |                             | Bottom Edge | 23095   | 707.5 | 24                         | 23.66                      | 0        | 0.033                        | 0.04                | --       |
|                             | 50%RB #49                   | Right Head  | Cheek   | 23095 | 707.5                      | 23                         | 22.94    | 1                            | 0.088               | 0.09     |
| Tilt                        |                             |             | 23095   | 707.5 | 23                         | 22.94                      | 1        | 0.074                        | 0.08                | --       |
| Left Head                   |                             | Cheek       | 23095   | 707.5 | 23                         | 22.94                      | 1        | 0.095                        | 0.10                | --       |
|                             |                             | Tilt        | 23095   | 707.5 | 23                         | 22.94                      | 1        | 0.041                        | 0.04                | --       |
| Body-worn (10mm Separation) |                             | Front Side  | 23095   | 707.5 | 23                         | 22.94                      | 1        | 0.100                        | 0.10                | --       |
|                             |                             | Back Side   | 23095   | 707.5 | 23                         | 22.94                      | 1        | 0.085                        | 0.09                | --       |
| Hotspot (10mm Separation)   |                             | Front Side  | 23095   | 707.5 | 23                         | 22.94                      | 1        | 0.100                        | 0.10                | --       |
|                             |                             | Back Side   | 23095   | 707.5 | 23                         | 22.94                      | 1        | 0.085                        | 0.09                | --       |
|                             |                             | Right Edge  | 23095   | 707.5 | 23                         | 22.94                      | 1        | 0.025                        | 0.03                | --       |
|                             |                             | Left Edge   | 23095   | 707.5 | 23                         | 22.94                      | 1        | 0.022                        | 0.03                | --       |
|                             |                             | Bottom Edge | 23095   | 707.5 | 23                         | 22.94                      | 1        | 0.036                        | 0.04                | --       |



**Table 14: SAR Values of LTE BAND 17 , 10MHz ,QPSK**

| Test Mode                   | Test Positions              |             | Channel |       | Power(dBm)                 |                            | MPR (dB) | SAR 1g(W/Kg), Limit(1.6W/kg) |                     | Plot No. |
|-----------------------------|-----------------------------|-------------|---------|-------|----------------------------|----------------------------|----------|------------------------------|---------------------|----------|
|                             |                             |             | CH.     | MHz   | Maximum Turn-up Power(dBm) | Measured output power(dBm) |          | Measured SAR 1g(W/kg)        | Scaled SAR 1g(W/kg) |          |
| 1RB #49                     | Right Head                  | Cheek       | 23790   | 710   | 24                         | 23.59                      | 0        | 0.131                        | 0.14                | 19       |
|                             |                             | Tilt        | 23790   | 710   | 24                         | 23.59                      | 0        | 0.110                        | 0.12                | --       |
|                             | Left Head                   | Cheek       | 23790   | 710   | 24                         | 23.59                      | 0        | 0.088                        | 0.10                | --       |
|                             |                             | Tilt        | 23790   | 710   | 24                         | 23.59                      | 0        | 0.074                        | 0.08                | --       |
|                             | Body-worn (10mm Separation) | Front Side  | 23790   | 710   | 24                         | 23.59                      | 0        | 0.131                        | 0.14                | --       |
|                             |                             | Back Side   | 23790   | 710   | 24                         | 23.59                      | 0        | 0.110                        | 0.12                | --       |
|                             | Hotspot (10mm Separation)   | Front Side  | 23790   | 710   | 24                         | 23.59                      | 0        | 0.131                        | 0.14                | 20       |
|                             |                             | Back Side   | 23790   | 710   | 24                         | 23.59                      | 0        | 0.110                        | 0.12                | --       |
|                             |                             | Right Edge  | 23790   | 710   | 24                         | 23.59                      | 0        | 0.025                        | 0.03                | --       |
|                             |                             | Left Edge   | 23790   | 710   | 24                         | 23.59                      | 0        | 0.023                        | 0.03                | --       |
|                             |                             | Bottom Edge | 23790   | 710   | 24                         | 23.59                      | 0        | 0.014                        | 0.02                | --       |
|                             | 50%RB #49                   | Right Head  | Cheek   | 23790 | 710                        | 23                         | 22.95    | 1                            | 0.088               | 0.09     |
| Tilt                        |                             |             | 23790   | 710   | 23                         | 22.95                      | 1        | 0.074                        | 0.07                | --       |
| Left Head                   |                             | Cheek       | 23790   | 710   | 23                         | 22.95                      | 1        | 0.056                        | 0.06                | --       |
|                             |                             | Tilt        | 23790   | 710   | 23                         | 22.95                      | 1        | 0.035                        | 0.04                | --       |
| Body-worn (10mm Separation) |                             | Front Side  | 23790   | 710   | 23                         | 22.95                      | 1        | 0.102                        | 0.10                | --       |
|                             |                             | Back Side   | 23790   | 710   | 23                         | 22.95                      | 1        | 0.088                        | 0.09                | --       |
| Hotspot (10mm Separation)   |                             | Front Side  | 23790   | 710   | 23                         | 22.95                      | 1        | 0.102                        | 0.10                | --       |
|                             |                             | Back Side   | 23790   | 710   | 23                         | 22.95                      | 1        | 0.088                        | 0.09                | --       |
|                             |                             | Right Edge  | 23790   | 710   | 23                         | 22.95                      | 1        | 0.054                        | 0.05                | --       |
|                             |                             | Left Edge   | 23790   | 710   | 23                         | 22.95                      | 1        | 0.054                        | 0.05                | --       |
|                             |                             | Bottom Edge | 23790   | 710   | 23                         | 22.95                      | 1        | 0.052                        | 0.05                | --       |

**Table 15: SAR Values of 2.4G WIFI**

| Test Positions              |            | Channel |      | Test Mode | Power(dBm)                 |                            | SAR 1g(W/Kg), Limit(1.6W/kg) |                     | Plot No.  |
|-----------------------------|------------|---------|------|-----------|----------------------------|----------------------------|------------------------------|---------------------|-----------|
|                             |            | CH.     | MHz  |           | Maximum Turn-up Power(dBm) | Measured output power(dBm) | Measured SAR 1g(W/kg)        | Scaled SAR 1g(W/kg) |           |
| Right Head                  | Cheek      | Low     | 2412 | DSSS      | 17                         | 16.406                     | 0.102                        | 0.12                | --        |
|                             | Tilt       | Low     | 2412 | DSSS      | 17                         | 16.406                     | 0.088                        | 0.10                | --        |
| Left Head                   | Cheek      | Low     | 2412 | DSSS      | 17                         | 16.406                     | 0.141                        | 0.16                | <b>21</b> |
|                             | Tilt       | Low     | 2412 | DSSS      | 17                         | 16.406                     | 0.123                        | 0.14                | --        |
| Body-worn (10mm Separation) | Front side | Low     | 2412 | DSSS      | 17                         | 16.406                     | 0.355                        | 0.41                | --        |
|                             | Back side  | Low     | 2412 | DSSS      | 17                         | 16.406                     | 0.256                        | 0.29                | --        |
| Hotspot (10mm Separation)   | Front side | Low     | 2412 | DSSS      | 17                         | 16.406                     | 0.355                        | 0.41                | <b>22</b> |
|                             | Back side  | Low     | 2412 | DSSS      | 17                         | 16.406                     | 0.256                        | 0.29                | --        |
|                             | Right Edge | Low     | 2412 | DSSS      | 17                         | 16.406                     | 0.152                        | 0.17                | --        |
|                             | Top Edge   | Low     | 2412 | DSSS      | 17                         | 16.406                     | 0.088                        | 0.10                | --        |

Table 16: SAR Values of 5.2G WIFI

| Test Positions              |            | Channel |      | Test Mode      | Power(dBm)                 |                            | SAR 1g(W/Kg), Limit(1.6W/kg) |                     | Plot No. |
|-----------------------------|------------|---------|------|----------------|----------------------------|----------------------------|------------------------------|---------------------|----------|
|                             |            | CH.     | MHz  |                | Maximum Turn-up Power(dBm) | Measured output power(dBm) | Measured SAR 1g(W/kg)        | Scaled SAR 1g(W/kg) |          |
| Right Head                  | Cheek      | Low     | 5180 | 802.11a        | 12                         | 11.69                      | 0.114                        | 0.12                | --       |
|                             | Tilt       | Low     | 5180 | 802.11a        | 12                         | 11.69                      | 0.102                        | 0.11                | --       |
| Left Head                   | Cheek      | Low     | 5180 | 802.11a        | 12                         | 11.69                      | 0.123                        | 0.13                | 23       |
|                             | Tilt       | Low     | 5180 | 802.11a        | 12                         | 11.69                      | 0.115                        | 0.12                | --       |
| Body-worn (10mm Separation) | Front side | Low     | 5180 | 802.11a        | 12                         | 11.69                      | 0.307                        | 0.33                | --       |
|                             | Back side  | Low     | 5180 | 802.11a        | 12                         | 11.69                      | 0.256                        | 0.27                | --       |
| Hotspot (10mm Separation)   | Front side | Low     | 5180 | 802.11a        | 12                         | 11.69                      | 0.307                        | 0.33                | 24       |
|                             | Back side  | Low     | 5180 | 802.11a        | 12                         | 11.69                      | 0.256                        | 0.27                | --       |
|                             | Right Edge | Low     | 5180 | 802.11a        | 12                         | 11.69                      | 0.114                        | 0.12                | --       |
|                             | Top Edge   | Low     | 5180 | 802.11a        | 12                         | 11.69                      | 0.102                        | 0.11                | --       |
| Test Positions              |            | Channel |      | Test Mode      | Power(dBm)                 |                            | SAR 1g(W/Kg), Limit(1.6W/kg) |                     | Plot No. |
|                             |            | CH.     | MHz  |                | Maximum Turn-up Power(dBm) | Measured output power(dBm) | Measured SAR 1g(W/kg)        | Scaled SAR 1g(W/kg) |          |
| Right Head                  | Cheek      | Low     | 5190 | 802.11n (HT40) | 12                         | 11.71                      | 0.111                        | 0.12                | --       |
|                             | Tilt       | Low     | 5190 | 802.11n (HT40) | 12                         | 11.71                      | 0.098                        | 0.10                | --       |
| Left Head                   | Cheek      | Low     | 5190 | 802.11n (HT40) | 12                         | 11.71                      | 0.110                        | 0.12                | --       |
|                             | Tilt       | Low     | 5190 | 802.11n (HT40) | 12                         | 11.71                      | 0.102                        | 0.11                | --       |
| Body-worn (10mm Separation) | Front side | Low     | 5190 | 802.11n (HT40) | 12                         | 11.71                      | 0.266                        | 0.28                | --       |
|                             | Back side  | Low     | 5190 | 802.11n (HT40) | 12                         | 11.71                      | 0.214                        | 0.23                | --       |
| Hotspot (10mm Separation)   | Front side | Low     | 5190 | 802.11n (HT40) | 12                         | 11.71                      | 0.266                        | 0.28                | --       |
|                             | Back side  | Low     | 5190 | 802.11n (HT40) | 12                         | 11.71                      | 0.214                        | 0.23                | --       |
|                             | Right Edge | Low     | 5190 | 802.11n (HT40) | 12                         | 11.71                      | 0.145                        | 0.16                | --       |
|                             | Top Edge   | Low     | 5190 | 802.11n (HT40) | 12                         | 11.71                      | 0.025                        | 0.03                | --       |



**Table 17: SAR Values of 5.8G WIFI**

| Test Positions              |            | Channel |      | Test Mode | Power(dBm)                 |                            | SAR 1g(W/Kg), Limit(1.6W/kg) |                     | Plot No.  |
|-----------------------------|------------|---------|------|-----------|----------------------------|----------------------------|------------------------------|---------------------|-----------|
|                             |            | CH.     | MHz  |           | Maximum Turn-up Power(dBm) | Measured output power(dBm) | Measured SAR 1g(W/kg)        | Scaled SAR 1g(W/kg) |           |
| Right Head                  | Cheek      | High    | 5825 | 802.11a   | 11                         | 10.776                     | 0.214                        | 0.23                | --        |
|                             | Tilt       | High    | 5825 | 802.11a   | 11                         | 10.776                     | 0.205                        | 0.22                | --        |
| Left Head                   | Cheek      | High    | 5825 | 802.11a   | 11                         | 10.776                     | 0.232                        | 0.24                | <b>25</b> |
|                             | Tilt       | High    | 5825 | 802.11a   | 11                         | 10.776                     | 0.200                        | 0.21                | --        |
| Body-worn (10mm Separation) | Front side | High    | 5825 | 802.11a   | 11                         | 10.776                     | 0.179                        | 0.19                | --        |
|                             | Back side  | High    | 5825 | 802.11a   | 11                         | 10.776                     | 0.110                        | 0.12                | --        |
| Hotspot (10mm Separation)   | Front side | High    | 5825 | 802.11a   | 11                         | 10.776                     | 0.179                        | 0.19                | <b>26</b> |
|                             | Back side  | High    | 5825 | 802.11a   | 11                         | 10.776                     | 0.110                        | 0.12                | --        |
|                             | Left Edge  | High    | 5825 | 802.11a   | 11                         | 10.776                     | 0.101                        | 0.11                | --        |
|                             | Top Edge   | High    | 5825 | 802.11a   | 11                         | 10.776                     | 0.088                        | 0.09                | --        |

- Note:**1. KDB941225 D01-Body SAR is not required for HSDPA when the average output of each RF channel with HSDPA active is less than 0.25dB higher than measured without HSDPA using 12.2kbps RMC or the maximum SAR for 12.2kbps RMC<75% of the SAR limit.
2. KDB941225 D01-Body SAR is not required for handset with HSUPA/HSDPA capabilities when the maximum average output of each RF channel with HSUPA/HSDPA active is less than 0.25dB higher than that measure without HSUPA/HSDPA using 12.2kbps RMC and The maximum SAR for 12.2kbps RMC is<75% of the SAR limit

**Note:** Scaled SAR=SAR Value\*10(0.1\*Tune up Power-Conducted Power)

#### 14.4 Measurement variability consideration

Refer to FCC KDB 248227 section 5.2.1~5.2.2:

##### 802.11b DSSS SAR Test Requirements:

SAR is measured for 2.4 GHz 802.11b DSSS using either a fixed test position or, when applicable, the initial test position procedure.

SAR test reduction is determined according to the following:

- 1) When the reported SAR of the highest measured maximum output power channel (section 3.1) for the exposure configuration is  $\leq 0.8$  W/kg,  
no further SAR testing is required for 802.11b DSSS in that exposure configuration.
- 2) When the reported SAR is  $> 0.8$  W/kg, SAR is required for that exposure configuration using the next highest measured output power channel. When any reported SAR is  $> 1.2$  W/kg,  
SAR is required for the third channel; i.e., all channels require testing.

##### 2.4 GHz 802.11g/n OFDM SAR Test Exclusion Requirements

When SAR measurement is required for 2.4 GHz 802.11g/n OFDM configurations, the measurement and test reduction procedures for OFDM are applied (section 5.3).

SAR is not required for the following 2.4 GHz OFDM conditions.

- 1) When KDB Publication 447498 SAR test exclusion applies to the OFDM configuration.
- 2) When the highest reported SAR for DSSS is adjusted by the ratio of OFDM to DSSS specified maximum output power and the adjusted SAR is  $\leq 1.2$  W/kg.

**Note:** 802.11b DSSS SAR test is required. The highest reported SAR for DSSS\* the ratio of OFDM to DSSS(Max output power) is  $0.952 \times 0.41 = 0.390$  W/Kg  $< 1.2$  W/Kg, so the OFDM SAR test is not required.

**According to KDB 865664 D01v01r04 section 2.8.1, repeated measurements are required following the procedures as below:**

Repeated measurement is not required when the original highest measured SAR is  $< 0.80$  W/kg; steps 2) through 4) do not apply.

When the original highest measured SAR is  $\geq 0.80$  W/kg, repeat that measurement once.

Perform a second repeated measurement only if the ratio of largest to smallest SAR for the original and first repeated measurements is  $> 1.20$  or when the original or repeated measurement is  $\geq 1.45$  W/kg (~ 10% from the 1-g SAR limit).

Perform a third repeated measurement only if the original, first or second repeated measurement is  $\geq 1.5$  W/kg and the ratio of largest to smallest SAR for the original, first and second repeated measurements is  $> 1.20$ .

**No Repeated SAR:**



**14.5 Simultaneous Transmission SAR Analysis.**
**List of Mode for Simultaneous Multi-band Transmission:**

| No. | Configurations                    | Head SAR | Body-worn SAR | Hotspot SAR |
|-----|-----------------------------------|----------|---------------|-------------|
| 1   | GSM(Voice) + WLAN 2.4GHz(Data)    | Yes      | -             | -           |
| 2   | GPRS (Data) + WLAN 2.4GHz(Data)   | Yes      | Yes           | Yes         |
| 3   | GSM(Voice) + WLAN 5GHz(Data)      | Yes      | -             | -           |
| 4   | GPRS (Data) + WLAN 5GHz(Data)     | Yes      | Yes           | Yes         |
| 5   | GSM(Voice) + Bluetooth(Data)      | Yes      | -             | -           |
| 6   | GPRS (Data) + Bluetooth(Data)     | Yes      | Yes           | Yes         |
| 7   | WCDMA (Voice) + WLAN 2.4GHz(Data) | Yes      | -             | -           |
| 8   | WCDMA (Data) + WLAN 2.4GHz(Data)  | -        | Yes           | Yes         |
| 9   | WCDMA (Voice) + WLAN 5GHz(Data)   | Yes      | -             | -           |
| 10  | WCDMA (Data) + WLAN 5GHz(Data)    | -        | Yes           | Yes         |
| 11  | WCDMA (Voice) + Bluetooth(Data)   | Yes      | -             | -           |
| 12  | WCDMA (Data) + Bluetooth(Data)    | -        | Yes           | Yes         |
| 13  | LTE (Date) + WLAN 2.4GHz(Data)    | Yes      | Yes           | Yes         |
| 14  | LTE (Date) + WLAN 5GHz(Data)      | Yes      | Yes           | Yes         |
| 15  | LTE (Date) + Bluetooth(Data)      | Yes      | Yes           | Yes         |

**Remark:**

- GSM/ WCDMA/LTE share the same antenna, and cannot transmit simultaneously.
- WLAN and Bluetooth share the same antenna, and cannot transmit simultaneously.
- According to the KDB 447498 D01 v06, when standalone SAR test exclusion applies to an antenna that transmits simultaneously with other antennas, the standalone SAR must be estimated according to following to determine simultaneous transmission SAR test exclusion:

(max. power of channel, including tune-up tolerance, mW)/(min. test separation distance, mm)] $\cdot$ [ $\sqrt{f}$ (GHz)/x]  
W/kg for test separation distances  $\leq$ 50 mm;

where x = 7.5 for 1-g SAR, and x = 18.75 for 10-g SAR.

For simultaneous transmission analysis, Bluetooth SAR is estimated per KDB 447498 D01 v06 as below:

**Bluetooth:**

| Tune-Up Power (dBm) | Max. Power (mW) | Distance (mm) | Frequency (GHz) | X   | SAR(1g) 5mm | SAR(1g) 10mm |
|---------------------|-----------------|---------------|-----------------|-----|-------------|--------------|
| 7                   | 5.01            | 5/10          | 2.480           | 7.5 | 0.21        | 0.11         |

- The maximum SAR summation is calculated based on the same configuration and test position

**Head SAR Simultaneous  
WWAN and 2.4G WIFI**

| Position    | WWAN (maximum)   |                   | 2.4G WIFI         | Summed SAR (W/kg) |
|-------------|------------------|-------------------|-------------------|-------------------|
|             | Band             | Scaled SAR (W/kg) | Scaled SAR (W/kg) |                   |
| Right Cheek | GPRS850          | 0.32              | 0.12              | 0.44              |
| Right Tilt  | GPRS850          | 0.21              | 0.10              | 0.31              |
| Left Cheek  | GPRS850          | 0.22              | 0.16              | 0.38              |
| Left Tilt   | GPRS850          | 0.21              | 0.14              | 0.35              |
| Right Cheek | GPRS1900         | 0.12              | 0.12              | 0.24              |
| Right Tilt  | GPRS1900         | 0.09              | 0.10              | 0.19              |
| Left Cheek  | GPRS1900         | 0.37              | 0.16              | 0.53              |
| Left Tilt   | GPRS1900         | 0.12              | 0.14              | 0.26              |
| Right Cheek | WCDMA Band V     | 0.31              | 0.12              | 0.43              |
| Right Tilt  | WCDMA Band V     | 0.17              | 0.10              | 0.27              |
| Left Cheek  | WCDMA Band V     | 0.16              | 0.16              | 0.32              |
| Left Tilt   | WCDMA Band V     | 0.13              | 0.14              | 0.27              |
| Right Cheek | WCDMA Band II    | 0.23              | 0.12              | 0.35              |
| Right Tilt  | WCDMA Band II    | 0.18              | 0.10              | 0.28              |
| Left Cheek  | WCDMA Band II    | 0.35              | 0.16              | 0.51              |
| Left Tilt   | WCDMA Band II    | 0.29              | 0.14              | 0.43              |
| Right Cheek | LTE BAND 2(1RB)  | 0.26              | 0.12              | 0.38              |
| Right Tilt  | LTE BAND 2(1RB)  | 0.21              | 0.10              | 0.31              |
| Left Cheek  | LTE BAND 2(1RB)  | 0.31              | 0.16              | 0.47              |
| Left Tilt   | LTE BAND 2(1RB)  | 0.16              | 0.14              | 0.3               |
| Right Cheek | LTE BAND 4(1RB)  | 0.22              | 0.12              | 0.34              |
| Right Tilt  | LTE BAND 4(1RB)  | 0.21              | 0.10              | 0.31              |
| Left Cheek  | LTE BAND 4(1RB)  | 0.39              | 0.16              | 0.55              |
| Left Tilt   | LTE BAND 4(1RB)  | 0.26              | 0.14              | 0.4               |
| Right Cheek | LTE BAND 5(1RB)  | 0.35              | 0.12              | 0.47              |
| Right Tilt  | LTE BAND 5(1RB)  | 0.24              | 0.10              | 0.34              |
| Left Cheek  | LTE BAND 5(1RB)  | 0.17              | 0.16              | 0.33              |
| Left Tilt   | LTE BAND 5(1RB)  | 0.14              | 0.14              | 0.28              |
| Right Cheek | LTE BAND 7(1RB)  | 0.05              | 0.12              | 0.17              |
| Right Tilt  | LTE BAND 7(1RB)  | 0.05              | 0.10              | 0.15              |
| Left Cheek  | LTE BAND 7(1RB)  | 0.06              | 0.16              | 0.22              |
| Left Tilt   | LTE BAND 7(1RB)  | 0.04              | 0.14              | 0.18              |
| Right Cheek | LTE BAND 12(1RB) | 0.14              | 0.12              | 0.26              |
| Right Tilt  | LTE BAND 12(1RB) | 0.12              | 0.10              | 0.22              |
| Left Cheek  | LTE BAND 12(1RB) | 0.11              | 0.16              | 0.27              |
| Left Tilt   | LTE BAND 12(1RB) | 0.11              | 0.14              | 0.25              |
| Right Cheek | LTE BAND 17(1RB) | 0.14              | 0.12              | 0.26              |



|            |                  |      |      |      |
|------------|------------------|------|------|------|
| Right Tilt | LTE BAND 17(1RB) | 0.12 | 0.10 | 0.22 |
| Left Cheek | LTE BAND 17(1RB) | 0.10 | 0.16 | 0.26 |
| Left Tilt  | LTE BAND 17(1RB) | 0.08 | 0.14 | 0.22 |

**WWAN and 5G WIFI**

| Position    | WWAN (maximum)   |                   | 5G WIFI           | Summed SAR (W/kg) |
|-------------|------------------|-------------------|-------------------|-------------------|
|             | Band             | Scaled SAR (W/kg) | Scaled SAR (W/kg) |                   |
| Right Cheek | GPRS850          | 0.32              | 0.23              | 0.55              |
| Right Tilt  | GPRS850          | 0.21              | 0.22              | 0.43              |
| Left Cheek  | GPRS850          | 0.22              | 0.24              | 0.46              |
| Left Tilt   | GPRS850          | 0.21              | 0.21              | 0.42              |
| Right Cheek | GPRS1900         | 0.12              | 0.23              | 0.35              |
| Right Tilt  | GPRS1900         | 0.09              | 0.22              | 0.31              |
| Left Cheek  | GPRS1900         | 0.37              | 0.24              | 0.61              |
| Left Tilt   | GPRS1900         | 0.12              | 0.21              | 0.33              |
| Right Cheek | WCDMA Band V     | 0.31              | 0.23              | 0.54              |
| Right Tilt  | WCDMA Band V     | 0.17              | 0.22              | 0.39              |
| Left Cheek  | WCDMA Band V     | 0.16              | 0.24              | 0.4               |
| Left Tilt   | WCDMA Band V     | 0.13              | 0.21              | 0.34              |
| Right Cheek | WCDMA Band II    | 0.23              | 0.23              | 0.46              |
| Right Tilt  | WCDMA Band II    | 0.18              | 0.22              | 0.4               |
| Left Cheek  | WCDMA Band II    | 0.35              | 0.24              | 0.59              |
| Left Tilt   | WCDMA Band II    | 0.29              | 0.21              | 0.5               |
| Right Cheek | LTE BAND 2(1RB)  | 0.26              | 0.23              | 0.49              |
| Right Tilt  | LTE BAND 2(1RB)  | 0.21              | 0.22              | 0.43              |
| Left Cheek  | LTE BAND 2(1RB)  | 0.31              | 0.24              | 0.55              |
| Left Tilt   | LTE BAND 2(1RB)  | 0.16              | 0.21              | 0.37              |
| Right Cheek | LTE BAND 4(1RB)  | 0.22              | 0.23              | 0.45              |
| Right Tilt  | LTE BAND 4(1RB)  | 0.21              | 0.22              | 0.43              |
| Left Cheek  | LTE BAND 4(1RB)  | 0.39              | 0.24              | 0.63              |
| Left Tilt   | LTE BAND 4(1RB)  | 0.26              | 0.21              | 0.47              |
| Right Cheek | LTE BAND 5(1RB)  | 0.35              | 0.23              | 0.58              |
| Right Tilt  | LTE BAND 5(1RB)  | 0.24              | 0.22              | 0.46              |
| Left Cheek  | LTE BAND 5(1RB)  | 0.17              | 0.24              | 0.41              |
| Left Tilt   | LTE BAND 5(1RB)  | 0.14              | 0.21              | 0.35              |
| Right Cheek | LTE BAND 7(1RB)  | 0.05              | 0.23              | 0.28              |
| Right Tilt  | LTE BAND 7(1RB)  | 0.05              | 0.22              | 0.27              |
| Left Cheek  | LTE BAND 7(1RB)  | 0.06              | 0.24              | 0.3               |
| Left Tilt   | LTE BAND 7(1RB)  | 0.04              | 0.21              | 0.25              |
| Right Cheek | LTE BAND 12(1RB) | 0.14              | 0.23              | 0.37              |
| Right Tilt  | LTE BAND 12(1RB) | 0.12              | 0.22              | 0.34              |



|             |                  |      |      |      |
|-------------|------------------|------|------|------|
| Left Cheek  | LTE BAND 12(1RB) | 0.11 | 0.24 | 0.35 |
| Left Tilt   | LTE BAND 12(1RB) | 0.11 | 0.21 | 0.32 |
| Right Cheek | LTE BAND 17(1RB) | 0.14 | 0.23 | 0.37 |
| Right Tilt  | LTE BAND 17(1RB) | 0.12 | 0.22 | 0.34 |
| Left Cheek  | LTE BAND 17(1RB) | 0.10 | 0.24 | 0.34 |
| Left Tilt   | LTE BAND 17(1RB) | 0.08 | 0.21 | 0.29 |

**WWAN and BT**

| Position    | WWAN (maximum)   |                   | BT                | Summed SAR (W/kg) |
|-------------|------------------|-------------------|-------------------|-------------------|
|             | Band             | Scaled SAR (W/kg) | Scaled SAR (W/kg) |                   |
| Right Cheek | GSM850           | 0.32              | 0.21              | 0.53              |
| Right Cheek | GSM1900          | 0.37              | 0.21              | 0.58              |
| Right Cheek | WCDMA Band V     | 0.31              | 0.21              | 0.52              |
| Left Cheek  | WCDMA Band II    | 0.35              | 0.21              | 0.56              |
| Left Cheek  | LTE BAND 2(1RB)  | 0.31              | 0.21              | 0.52              |
| Left Cheek  | LTE BAND 4(1RB)  | 0.39              | 0.21              | 0.60              |
| Right Cheek | LTE BAND 5(1RB)  | 0.35              | 0.21              | 0.56              |
| Left Cheek  | LTE BAND 7(1RB)  | 0.06              | 0.21              | 0.27              |
| Right Cheek | LTE BAND 12(1RB) | 0.14              | 0.21              | 0.35              |
| Right Cheek | LTE BAND 17(1RB) | 0.14              | 0.21              | 0.35              |

**Remark:** BT the 1g SAR value is not being captured by the measurement system, the 1g-SAR value is conservatively used for simultaneous transmission analysis.

**Body SAR Simultaneous  
WWAN and 2.4G WIFI**

| Position | WWAN (maximum)   |                   | 2.4G WIFI(10mm)   | Summed SAR (W/kg) |
|----------|------------------|-------------------|-------------------|-------------------|
|          | Band             | Scaled SAR (W/kg) | Scaled SAR (W/kg) |                   |
| Front    | GPRS850          | 0.38              | 0.41              | 0.79              |
| Back     |                  | 0.22              | 0.29              | 0.51              |
| Front    | GPRS1900         | 0.23              | 0.41              | 0.64              |
| Back     |                  | 0.16              | 0.29              | 0.45              |
| Front    | WCDMA Band V     | 0.32              | 0.41              | 0.73              |
| Back     |                  | 0.24              | 0.29              | 0.53              |
| Front    | WCDMA Band II    | 0.26              | 0.41              | 0.67              |
| Back     |                  | 0.20              | 0.29              | 0.49              |
| Front    | LTE BAND 2(1RB)  | 0.26              | 0.41              | 0.67              |
| Back     |                  | 0.22              | 0.29              | 0.51              |
| Front    | LTE BAND 4(1RB)  | 0.36              | 0.41              | 0.77              |
| Back     |                  | 0.31              | 0.29              | 0.6               |
| Front    | LTE BAND 5(1RB)  | 0.35              | 0.41              | 0.76              |
| Back     |                  | 0.25              | 0.29              | 0.54              |
| Front    | LTE BAND 7(1RB)  | 0.24              | 0.41              | 0.65              |
| Back     |                  | 0.17              | 0.29              | 0.46              |
| Front    | LTE BAND 12(1RB) | 0.15              | 0.41              | 0.56              |
| Back     |                  | 0.13              | 0.29              | 0.42              |
| Front    | LTE BAND 17(1RB) | 0.14              | 0.41              | 0.55              |
| Back     |                  | 0.12              | 0.29              | 0.41              |

**WWAN and 5G WIFI**

| Position | WWAN (maximum)  |                   | 5G WIFI(10mm)     | Summed SAR (W/kg) |
|----------|-----------------|-------------------|-------------------|-------------------|
|          | Band            | Scaled SAR (W/kg) | Scaled SAR (W/kg) |                   |
| Front    | GPRS850         | 0.38              | 0.33              | 0.71              |
| Back     |                 | 0.22              | 0.27              | 0.49              |
| Front    | GPRS1900        | 0.23              | 0.33              | 0.56              |
| Back     |                 | 0.16              | 0.27              | 0.43              |
| Front    | WCDMA Band V    | 0.32              | 0.33              | 0.65              |
| Back     |                 | 0.24              | 0.27              | 0.51              |
| Front    | WCDMA Band II   | 0.26              | 0.33              | 0.59              |
| Back     |                 | 0.20              | 0.27              | 0.47              |
| Front    | LTE BAND 2(1RB) | 0.26              | 0.33              | 0.59              |
| Back     |                 | 0.22              | 0.27              | 0.49              |
| Front    | LTE BAND 4(1RB) | 0.36              | 0.33              | 0.69              |
| Back     |                 | 0.31              | 0.27              | 0.58              |
| Front    | LTE BAND 5(1RB) | 0.35              | 0.33              | 0.68              |
| Back     |                 | 0.25              | 0.27              | 0.52              |
| Front    | LTE BAND 7(1RB) | 0.24              | 0.33              | 0.57              |

|       |                  |      |      |      |
|-------|------------------|------|------|------|
| Back  |                  | 0.17 | 0.27 | 0.44 |
| Front | LTE BAND 12(1RB) | 0.15 | 0.33 | 0.48 |
| Back  |                  | 0.13 | 0.27 | 0.4  |
| Front | LTE BAND 17(1RB) | 0.14 | 0.33 | 0.47 |
| Back  |                  | 0.12 | 0.27 | 0.39 |

**WWAN and BT**

| Position | WWAN (maximum)   |                   | BT                | Summed SAR (W/kg) |
|----------|------------------|-------------------|-------------------|-------------------|
|          | Band             | Scaled SAR (W/kg) | Scaled SAR (W/kg) |                   |
| Front    | GPRS850          | 0.38              | 0.11              | 0.49              |
| Front    | GPRS1900         | 0.23              | 0.11              | 0.34              |
| Front    | WCDMA Band V     | 0.32              | 0.11              | 0.43              |
| Front    | WCDMA Band II    | 0.26              | 0.11              | 0.37              |
| Front    | LTE BAND 2(1RB)  | 0.26              | 0.11              | 0.37              |
| Front    | LTE BAND 4(1RB)  | 0.36              | 0.11              | 0.47              |
| Front    | LTE BAND 5(1RB)  | 0.35              | 0.11              | 0.46              |
| Front    | LTE BAND 7(1RB)  | 0.24              | 0.11              | 0.35              |
| Front    | LTE BAND 12(1RB) | 0.15              | 0.11              | 0.26              |
| Front    | LTE BAND 17(1RB) | 0.14              | 0.11              | 0.25              |

**Remark:** BT the 1g SAR value is not being captured by the measurement system, the 1g-SAR value is conservatively used for simultaneous transmission analysis.



**Hotspot SAR Simultaneous  
WWAN and 2.4G WIFI**

| Position | WWAN (maximum)  |                   | 2.4G WIFI(10mm)   | Summed SAR (W/kg) |
|----------|-----------------|-------------------|-------------------|-------------------|
|          | Band            | Scaled SAR (W/kg) | Scaled SAR (W/kg) |                   |
| Front    | GPRS850         | 0.38              | 0.41              | 0.79              |
| Back     |                 | 0.22              | 0.29              | 0.51              |
| Right    |                 | 0.21              | 0.17              | 0.38              |
| Left     |                 | 0.19              | --                | 0.19              |
| Top      |                 | --                | 0.10              | 0.10              |
| Bottom   |                 | 0.12              | --                | 0.12              |
| Front    | GPRS1900        | 0.23              | 0.41              | 0.64              |
| Back     |                 | 0.16              | 0.29              | 0.45              |
| Right    |                 | 0.12              | 0.17              | 0.29              |
| Left     |                 | 0.12              | --                | 0.12              |
| Top      |                 | --                | 0.10              | 0.10              |
| Bottom   |                 | 0.11              | --                | 0.11              |
| Front    | WCDMA Band V    | 0.32              | 0.41              | 0.73              |
| Back     |                 | 0.24              | 0.29              | 0.53              |
| Right    |                 | 0.16              | 0.17              | 0.33              |
| Left     |                 | 0.16              | --                | 0.16              |
| Top      |                 | --                | 0.10              | 0.10              |
| Bottom   |                 | 0.12              | --                | 0.12              |
| Front    | WCDMA Band II   | 0.26              | 0.41              | 0.67              |
| Back     |                 | 0.20              | 0.29              | 0.49              |
| Right    |                 | 0.13              | 0.17              | 0.30              |
| Left     |                 | 0.13              | --                | 0.13              |
| Top      |                 | --                | 0.10              | 0.10              |
| Bottom   |                 | 0.19              | --                | 0.19              |
| Front    | LTE BAND 2(1RB) | 0.26              | 0.41              | 0.67              |
| Back     |                 | 0.22              | 0.29              | 0.51              |
| Right    |                 | 0.15              | 0.17              | 0.32              |
| Left     |                 | 0.15              | --                | 0.15              |
| Top      |                 | --                | 0.10              | 0.10              |
| Bottom   |                 | 0.10              | --                | 0.10              |
| Front    | LTE BAND 4(1RB) | 0.36              | 0.41              | 0.77              |
| Back     |                 | 0.31              | 0.29              | 0.60              |
| Right    |                 | 0.21              | 0.17              | 0.38              |
| Left     |                 | 0.21              | --                | 0.21              |
| Top      |                 | --                | 0.10              | 0.10              |
| Bottom   |                 | 0.12              | --                | 0.12              |
| Front    | LTE BAND 5(1RB) | 0.35              | 0.41              | 0.76              |
| Back     |                 | 0.25              | 0.29              | 0.54              |
| Right    |                 | 0.14              | 0.17              | 0.31              |
| Left     |                 | 0.14              | --                | 0.14              |
| Top      |                 | --                | 0.10              | 0.10              |
| Bottom   |                 | 0.13              | --                | 0.13              |

|        |                  |      |      |      |
|--------|------------------|------|------|------|
| Front  | LTE BAND 7(1RB)  | 0.24 | 0.41 | 0.65 |
| Back   |                  | 0.17 | 0.29 | 0.46 |
| Right  |                  | 0.12 | 0.17 | 0.29 |
| Left   |                  | 0.12 | --   | 0.12 |
| Top    |                  | --   | 0.10 | 0.10 |
| Bottom |                  | 0.11 | --   | 0.11 |
| Front  | LTE BAND 12(1RB) | 0.15 | 0.41 | 0.56 |
| Back   |                  | 0.13 | 0.29 | 0.42 |
| Right  |                  | 0.06 | 0.17 | 0.23 |
| Left   |                  | 0.06 | --   | 0.06 |
| Top    |                  | --   | 0.10 | 0.10 |
| Bottom |                  | 0.04 | --   | 0.04 |
| Front  | LTE BAND 17(1RB) | 0.14 | 0.41 | 0.55 |
| Back   |                  | 0.12 | 0.29 | 0.41 |
| Right  |                  | 0.03 | 0.17 | 0.20 |
| Left   |                  | 0.03 | --   | 0.03 |
| Top    |                  | --   | 0.10 | 0.10 |
| Bottom |                  | 0.02 | --   | 0.02 |

**WWAN and 5G WIFI**

| Position | WWAN (maximum)  |                   | 5G WIFI(10mm)     | Summed SAR (W/kg) |
|----------|-----------------|-------------------|-------------------|-------------------|
|          | Band            | Scaled SAR (W/kg) | Scaled SAR (W/kg) |                   |
| Front    | GPRS850         | 0.38              | 0.33              | 0.71              |
| Back     |                 | 0.22              | 0.27              | 0.49              |
| Right    |                 | 0.21              | 0.12              | 0.33              |
| Left     |                 | 0.19              | --                | 0.19              |
| Top      |                 | --                | 0.11              | 0.11              |
| Bottom   |                 | 0.12              | --                | 0.12              |
| Front    | GPRS1900        | 0.23              | 0.33              | 0.56              |
| Back     |                 | 0.16              | 0.27              | 0.43              |
| Right    |                 | 0.12              | 0.12              | 0.24              |
| Left     |                 | 0.12              | --                | 0.12              |
| Top      |                 | --                | 0.11              | 0.11              |
| Bottom   |                 | 0.11              | --                | 0.11              |
| Front    | WCDMA Band V    | 0.32              | 0.33              | 0.65              |
| Back     |                 | 0.24              | 0.27              | 0.51              |
| Right    |                 | 0.16              | 0.12              | 0.28              |
| Left     |                 | 0.16              | --                | 0.16              |
| Top      |                 | --                | 0.11              | 0.11              |
| Bottom   |                 | 0.12              | --                | 0.12              |
| Front    | WCDMA Band II   | 0.26              | 0.33              | 0.59              |
| Back     |                 | 0.20              | 0.27              | 0.47              |
| Right    |                 | 0.13              | 0.12              | 0.25              |
| Left     |                 | 0.13              | --                | 0.13              |
| Top      |                 | --                | 0.11              | 0.11              |
| Bottom   |                 | 0.19              | --                | 0.19              |
| Front    | LTE BAND 2(1RB) | 0.26              | 0.33              | 0.59              |

|        |                  |      |      |      |
|--------|------------------|------|------|------|
| Back   |                  | 0.22 | 0.27 | 0.49 |
| Right  |                  | 0.15 | 0.12 | 0.27 |
| Left   |                  | 0.15 | --   | 0.15 |
| Top    |                  | --   | 0.11 | 0.11 |
| Bottom |                  | 0.10 | --   | 0.10 |
| Front  | LTE BAND 4(1RB)  | 0.36 | 0.33 | 0.69 |
| Back   |                  | 0.31 | 0.27 | 0.58 |
| Right  |                  | 0.21 | 0.12 | 0.33 |
| Left   |                  | 0.21 | --   | 0.21 |
| Top    |                  | --   | 0.11 | 0.11 |
| Bottom |                  | 0.12 | --   | 0.12 |
| Front  | LTE BAND 5(1RB)  | 0.35 | 0.33 | 0.68 |
| Back   |                  | 0.25 | 0.27 | 0.52 |
| Right  |                  | 0.14 | 0.12 | 0.26 |
| Left   |                  | 0.14 | --   | 0.14 |
| Top    |                  | --   | 0.11 | 0.11 |
| Bottom |                  | 0.13 | --   | 0.13 |
| Front  | LTE BAND 7(1RB)  | 0.24 | 0.33 | 0.57 |
| Back   |                  | 0.17 | 0.27 | 0.44 |
| Right  |                  | 0.12 | 0.12 | 0.24 |
| Left   |                  | 0.12 | --   | 0.12 |
| Top    |                  | --   | 0.11 | 0.11 |
| Bottom |                  | 0.11 | --   | 0.11 |
| Front  | LTE BAND 12(1RB) | 0.15 | 0.33 | 0.48 |
| Back   |                  | 0.13 | 0.27 | 0.40 |
| Right  |                  | 0.06 | 0.12 | 0.18 |
| Left   |                  | 0.06 | --   | 0.06 |
| Top    |                  | --   | 0.11 | 0.11 |
| Bottom |                  | 0.04 | --   | 0.04 |
| Front  | LTE BAND 17(1RB) | 0.14 | 0.33 | 0.47 |
| Back   |                  | 0.12 | 0.27 | 0.39 |
| Right  |                  | 0.03 | 0.12 | 0.15 |
| Left   |                  | 0.03 | --   | 0.03 |
| Top    |                  | --   | 0.11 | 0.11 |
| Bottom |                  | 0.02 | --   | 0.02 |



**WWAN and BT**

| Position | WWAN (maximum)   |                   | BT                | Summed SAR (W/kg) |
|----------|------------------|-------------------|-------------------|-------------------|
|          | Band             | Scaled SAR (W/kg) | Scaled SAR (W/kg) |                   |
| Front    | GPRS850          | 0.38              | 0.11              | 0.49              |
| Front    | GPRS1900         | 0.23              | 0.11              | 0.34              |
| Front    | WCDMA Band V     | 0.32              | 0.11              | 0.43              |
| Front    | WCDMA Band II    | 0.26              | 0.11              | 0.37              |
| Front    | LTE BAND 2(1RB)  | 0.26              | 0.11              | 0.37              |
| Front    | LTE BAND 4(1RB)  | 0.36              | 0.11              | 0.47              |
| Front    | LTE BAND 5(1RB)  | 0.35              | 0.11              | 0.46              |
| Front    | LTE BAND 7(1RB)  | 0.24              | 0.11              | 0.35              |
| Front    | LTE BAND 12(1RB) | 0.15              | 0.11              | 0.26              |
| Front    | LTE BAND 17(1RB) | 0.14              | 0.11              | 0.25              |

**Remark:** BT the 1g SAR value is not being captured by the measurement system, the 1g-SAR value is conservatively used for simultaneous transmission analysis.

## 15 SAR Measurement Reference

### References

1. FCC 47 CFR Part 2 “Frequency Allocations and Radio Treaty Matters; General Rules and Regulations”
2. IEEE Std. C95.1-2005, “IEEE Standard for Safety Levels with Respect to Human Exposure to Radio Frequency Electromagnetic Fields, 3kHz to 300GHz”, 2005
3. IEEE Std. 1528-2013, “IEEE Recommended Practice for Determining the Peak Spatial-Average Specific Absorption Rate (SAR) in the Human Head from Wireless Communications Devices: Measurement Techniques”, June 2013
4. IEC 62209-2, “Human exposure to radio frequency fields from hand-held and body-mounted wireless communication devices—Human models, instrumentation, and procedures – Part 2: Procedure to determine the specific absorption rate(SAR) for wireless communication devices used in close proximity to the human body(frequency range of 30MHz to 6GHz)”, April 2010
5. FCC KDB 447498 D01 v06, “Mobile and Portable Device RF Exposure Procedures and Equipment Authorization Policies”, Oct 23<sup>th</sup>, 2015
6. FCC KDB 941225 D01 v03r01, “3G SAR Measurement Procedures”, Oct 23<sup>th</sup>, 2015
7. FCC KDB 941225 D05 v02r05, “SAR Evaluation Considerations for LTE Devices”, Dec 16<sup>th</sup>, 2015
8. FCC KDB 941225 D06 v02r01, “SAR Evaluation Procedures for Portable Devices with Wireless Router Capabilities”, Oct 23<sup>th</sup>, 2015
9. FCC KDB865664 D01 v01r04, “SAR Measurement Requirements 100MHz to 6GHz”, Aug 7<sup>th</sup>, 2015
10. FCC KDB865664 D02 v01r02, “RF Exposure Compliance Reporting and Documentation Considerations ”, Oct 23<sup>th</sup>, 2015
11. FCC KDB648474 D04 v01r03, “SAR Evaluation Considerations for Wireless Handsets”, Oct 23<sup>th</sup>, 2015

## 16 Maximum SAR measurement Plots

### Plot 1

DUT: DUT Sample; Type: Sample; Serial: Not Specified  
 Communication System: UID 0, Generic GSM (0); Communication System Band: GPRS 850 (824.0 -849.0 MHz); Frequency: 848.8 MHz; Communication System PAR: 9.191 dB; PMF: 2.88104  
 Medium parameters used (interpolated):  $f = 848.8$  MHz;  $\sigma = 0.899$  S/m;  $\epsilon_r = 41.325$ ;  $\rho = 1000$  kg/m<sup>3</sup>  
 Phantom section: Right Section  
 Measurement Standard: DASYS5 (IEEE/IEC/ANSI C63.19-2007)  
 DASY Configuration:  
 Probe: ES3DV3 - SN3089; ConvF(6.28, 6.28, 6.28) @ 848.8 MHz; Calibrated: 2023/7/14  
 Modulation Compensation: Not calibrated  
 Sensor-Surface: 4mm (Mechanical Surface Detection),  $z = -38.0, 32.0$   
 Electronics: DAE4 Sn881; Calibrated: 2023/7/14  
 Phantom: SAM 2; Type: QD000P40CD; Serial: TP:xxxx  
 DASY52 52.10.3(1513); SEMCAD X 14.6.13(7474)

KA231205059X 4G Mobile Phone C38/R-Check/Area Scan (101x191x1): Interpolated grid:  $dx=1.000$  mm,  $dy=1.000$  mm

Maximum value of SAR (interpolated) = 0.465 W/kg

KA231205059X 4G Mobile Phone C38/R-Check/Zoom Scan (7x7x7)/Cube 0: Measurement grid:  $dx=5$ mm,  $dy=5$ mm,  $dz=5$ mm

Reference Value = 11.54 V/m; Power Drift = -0.02 dB


Peak SAR (extrapolated) = 0.601 W/kg

SAR(1 g) = 0.425 W/kg; SAR(10 g) = 0.306 W/kg

Smallest distance from peaks to all points 3 dB below = 21.4 mm

Ratio of SAR at M2 to SAR at M1 = 75.8%

Maximum value of SAR (measured) = 0.447 W/kg





**Plot 2**

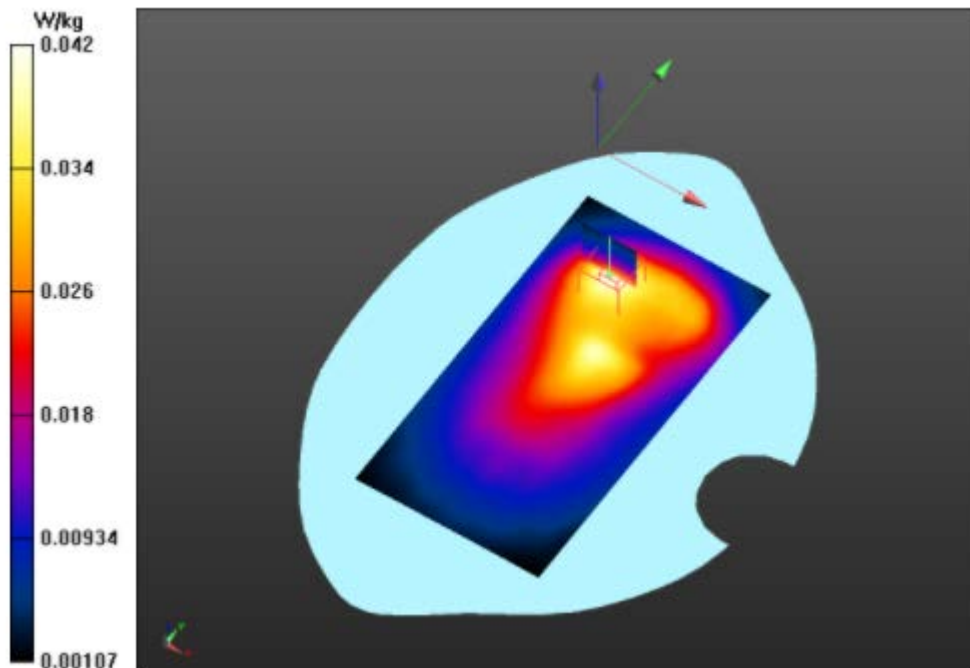
DUT: DUT Sample; Type: Sample; Serial: Not Specified  
 Communication System: UID 0, Generic GSM (0); Communication System Band: GPRS 850 (824.0 -849.0 MHz); Frequency: 848.8 MHz; Communication System PAR: 9.191 dB; PMF: 2.88104  
 Medium parameters used (interpolated):  $f = 848.8$  MHz;  $\sigma = 0.899$  S/m;  $\epsilon_r = 41.325$ ;  $\rho = 1000$  kg/m<sup>3</sup>  
 Phantom section: Flat Section  
 Measurement Standard: DASYS5 (IEEE/IEC/ANSI C63.19-2007)  
 DASY Configuration:  
 Probe: ES3DV3 - SN3089; ConvF(6.28, 6.28, 6.28) @ 848.8 MHz; Calibrated: 2023/7/14  
 Modulation Compensation: Not calibrated  
 Sensor-Surface: 4mm (Mechanical Surface Detection),  $z = 2.0, 32.0$   
 Electronics: DAE4 Sn881; Calibrated: 2023/7/14  
 Phantom: SAM 2; Type: QD000P40CD; Serial: TP:xxxx  
 DASY52 52.10.3(1513); SEMCAD X 14.6.13(7474)

KA231205059X 4G Mobile Phone C38/Front/Area Scan (101x191x1): Interpolated grid: dx=1.000 mm, dy=1.000 mm

Maximum value of SAR (interpolated) = 0.0424 W/kg

KA231205059X 4G Mobile Phone C38/Front/Zoom Scan (7x7x7)/Cube 0: Measurement grid: dx=5mm, dy=5mm, dz=5mm  
 Reference Value = 5.783 V/m; Power Drift = -0.21 dB  
 Peak SAR (extrapolated) = 0.0680 W/kg  
 SAR(1 g) = 0.039 W/kg; SAR(10 g) = 0.025 W/kg  
 Ratio of SAR at M2 to SAR at M1 = 62%

Maximum value of SAR (measured) = 0.0414 W/kg



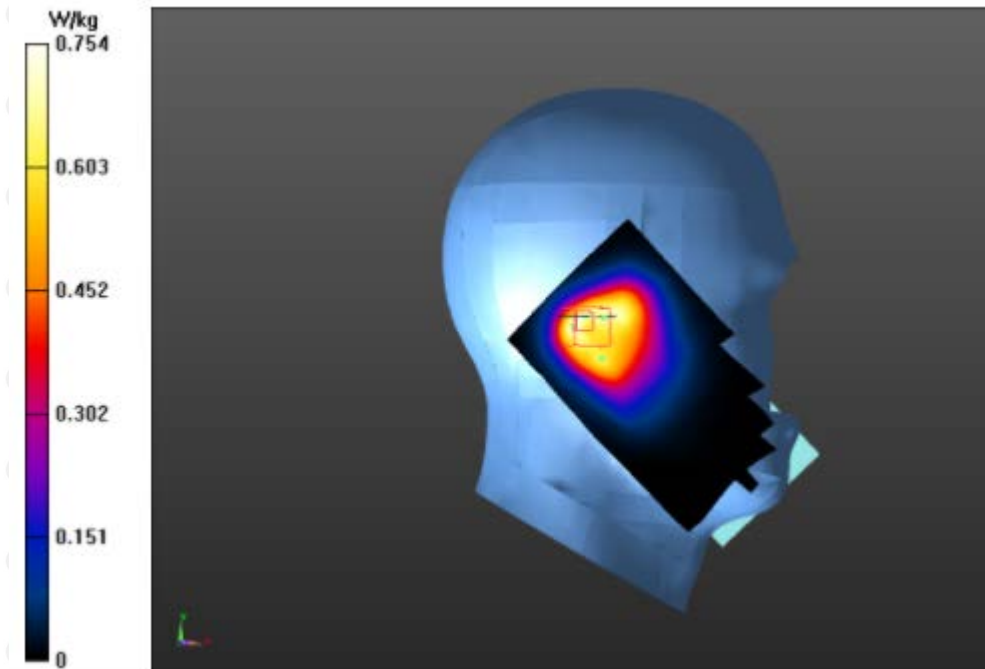
**Plot 3**

DUT: DUT Sample; Type: Sample; Serial: Not Specified  
 Communication System: UID 0, Generic GSM (0); Communication System Band: GPRS 1900 (1850.0 -1910 MHz); Frequency: 1909.8 MHz; Communication System PAR: 9.191 dB; PMF: 2.88104  
 Medium parameters used:  $f = 1909.8$  MHz;  $\sigma = 1.42$  S/m;  $\epsilon_r = 39.87$ ;  $\rho = 1000$  kg/m<sup>3</sup>  
 Phantom section: Left Section  
 Measurement Standard: DASYS5 (IEEE/IEC/ANSI C63.19-2007)  
 DASY Configuration:  
 Probe: ES3DV3 - SN3089; ConvF(5.07, 5.07, 5.07) @ 1909.8 MHz; Calibrated: 2023/7/14  
 Modulation Compensation: Not calibrated  
 Sensor-Surface: 4mm (Mechanical Surface Detection),  $z = -38.0, 32.0$   
 Electronics: DAE4 Sn881; Calibrated: 2023/7/14  
 Phantom: SAM 1; Type: QD000P40CD; Serial: TP:xxxx  
 DASY52 52.10.3(1513); SEMCAD X 14.6.13(7474)

KA231205059X 4G Mobile Phone C38/L-Check/Area Scan (191x101x1): Interpolated grid:  $dx=1.000$  mm,  $dy=1.000$  mm  
 Maximum value of SAR (interpolated) = 0.754 W/kg

KA231205059X 4G Mobile Phone C38/L-Check/Zoom Scan (7x7x7)/Cube 0: Measurement grid:  $dx=5$ mm,  $dy=5$ mm,  $dz=5$ mm  
 Reference Value = 12.13 V/m; Power Drift = -0.17 dB  
 Peak SAR (extrapolated) = 1.24 W/kg  
 SAR(1 g) = 0.634 W/kg; SAR(10 g) = 0.350 W/kg  
 Smallest distance from peaks to all points 3 dB below = 10.3 mm  
 Ratio of SAR at M2 to SAR at M1 = 53%

Maximum value of SAR (measured) = 0.700 W/kg




**Plot 4**

DUT: DUT Sample; Type: Sample; Serial: Not Specified  
 Communication System: UID 0, Generic GSM (0); Communication System Band: GPRS 1900 (1850.0 -1910 MHz); Frequency: 1909.8 MHz; Communication System PAR: 9.191 dB; PMF: 2.88104  
 Medium parameters used:  $f = 1909.8$  MHz;  $\sigma = 1.42$  S/m;  $\epsilon r = 39.87$ ;  $\rho = 1000$  kg/m<sup>3</sup>  
 Phantom section: Flat Section  
 Measurement Standard: DASY5 (IEEE/IEC/ANSI C63.19-2007)  
 DASY Configuration:  
 Probe: ES3DV3 - SN3089; ConvF(5.07, 5.07, 5.07) @ 1909.8 MHz; Calibrated: 2023/7/14  
 Modulation Compensation: Not calibrated  
 Sensor-Surface: 4mm (Mechanical Surface Detection),  $z = 2.0, 32.0$   
 Electronics: DAE4 Sn881; Calibrated: 2023/7/14  
 Phantom: SAM 1; Type: QD000P40CD; Serial: TP:xxxx  
 DASY52 52.10.3(1513); SEMCAD X 14.6.13(7474)

KA231205059X 4G Mobile Phone C38/Front/Area Scan (101x191x1): Interpolated grid:  $dx=1.000$  mm,  $dy=1.000$  mm  
 Maximum value of SAR (interpolated) = 0.464 W/kg

KA231205059X 4G Mobile Phone C38/Front/Zoom Scan (7x7x7)/Cube 0: Measurement grid:  $dx=5$ mm,  $dy=5$ mm,  $dz=5$ mm  
 Reference Value = 9.191 V/m; Power Drift = 0.02 dB  
 Peak SAR (extrapolated) = 0.900 W/kg  
 SAR(1 g) = 0.427 W/kg; SAR(10 g) = 0.216 W/kg  
 Smallest distance from peaks to all points 3 dB below = 10.4 mm  
 Ratio of SAR at M2 to SAR at M1 = 49.8%  
 Maximum value of SAR (measured) = 0.466 W/kg






**Plot 5**

DUT: DUT Sample; Type: Sample; Serial: Not Specified  
 Communication System: UID 0, WCDMA (0); Communication System Band: WCDMA BAND5 RMC;  
 Frequency: 846.6 MHz; Communication System PAR: 0 dB; PMF: 1.12202e-005  
 Medium parameters used (interpolated):  $f = 846.6$  MHz;  $\sigma = 0.898$  S/m;  $\epsilon r = 41.352$ ;  $\rho = 1000$  kg/m<sup>3</sup>  
 Phantom section: Right Section  
 Measurement Standard: DASYS5 (IEEE/IEC/ANSI C63.19-2007)  
 DASY Configuration:  
 Probe: ES3DV3 - SN3089; ConvF(6.28, 6.28, 6.28) @ 846.6 MHz; Calibrated: 2023/7/14  
 Modulation Compensation:  
 Sensor-Surface: 4mm (Mechanical Surface Detection),  $z = -38.0, 32.0$   
 Electronics: DAE4 Sn881; Calibrated: 2023/7/14  
 Phantom: SAM 2; Type: QD000P40CD; Serial: TP:xxxx  
 DASY52 52.10.3(1513); SEMCAD X 14.6.13(7474)

KA231205059X 4G Mobile Phone C38/R-Check/Area Scan (101x191x1): Interpolated grid:  $dx=1.000$  mm,  $dy=1.000$  mm  
 Maximum value of SAR (interpolated) = 0.416 W/kg

KA231205059X 4G Mobile Phone C38/R-Check/Zoom Scan (7x7x7)/Cube 0: Measurement grid:  $dx=5$ mm,  $dy=5$ mm,  $dz=5$ mm  
 Reference Value = 10.88 V/m; Power Drift = 0.11 dB  
 Peak SAR (extrapolated) = 0.543 W/kg  
 SAR(1 g) = 0.388 W/kg; SAR(10 g) = 0.283 W/kg  
 Smallest distance from peaks to all points 3 dB below = 19.6 mm  
 Ratio of SAR at M2 to SAR at M1 = 75.9%  
 Maximum value of SAR (measured) = 0.408 W/kg



**Plot 6**

DUT: DUT Sample; Type: Sample; Serial: Not Specified

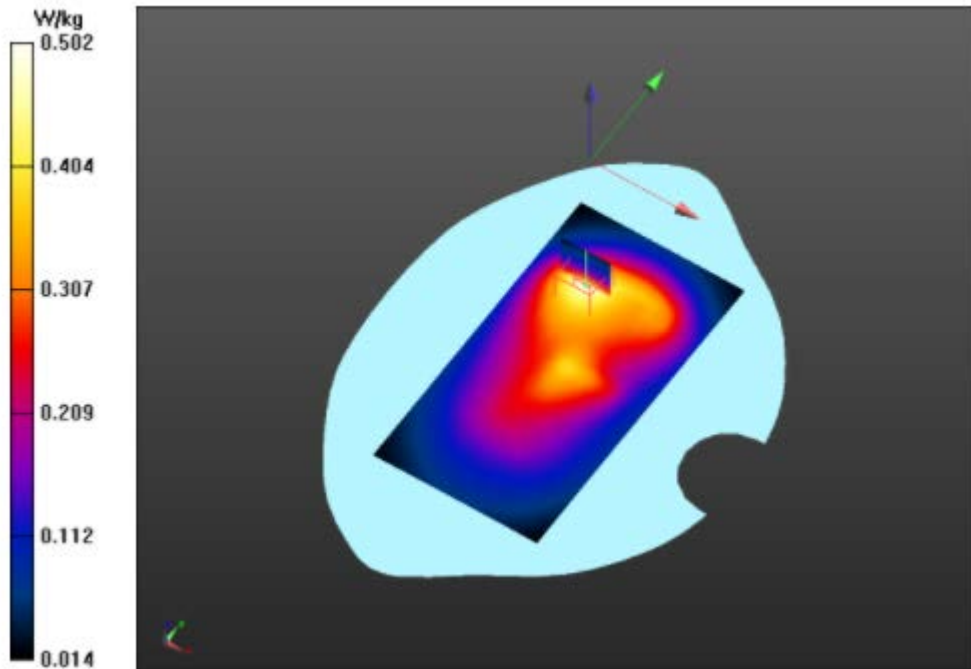
Communication System: UID 0, WCDMA (0); Communication System Band: WCDMA BAND5 RMC;  
 Frequency: 846.6 MHz; Communication System PAR: 0 dB; PMF: 1.12202e-005  
 Medium parameters used (interpolated):  $f = 846.6$  MHz;  $\sigma = 0.898$  S/m;  $\epsilon_r = 41.352$ ;  $\rho = 1000$  kg/m<sup>3</sup>  
 Phantom section: Flat Section  
 Measurement Standard: DASYS (IEEE/IEC/ANSI C63.19-2007)

DASY Configuration:

Probe: ES3DV3 - SN3089; ConvF(6.28, 6.28, 6.28) @ 846.6 MHz; Calibrated: 2023/7/14  
 Modulation Compensation:  
 Sensor-Surface: 4mm (Mechanical Surface Detection),  $z = 2.0, 32.0$   
 Electronics: DAE4 Sn881; Calibrated: 2023/7/14  
 Phantom: SAM 2; Type: QD000P40CD; Serial: TP:xxxx  
 DASY52 52.10.3(1513); SEMCAD X 14.6.13(7474)

KA231205059X 4G Mobile Phone C38/Front/Area Scan (101x191x1): Interpolated grid:  $dx=1.000$  mm,  $dy=1.000$  mm  
 Maximum value of SAR (interpolated) = 0.502 W/kg

KA231205059X 4G Mobile Phone C38/Front/Zoom Scan (7x7x7)/Cube 0: Measurement grid:  $dx=5$ mm,  $dy=5$ mm,  $dz=5$ mm  
 Reference Value = 20.02 V/m; Power Drift = -0.03 dB  
 Peak SAR (extrapolated) = 0.823 W/kg  
 SAR(1 g) = 0.461 W/kg; SAR(10 g) = 0.297 W/kg  
 Smallest distance from peaks to all points 3 dB below = 16.3 mm  
 Ratio of SAR at M2 to SAR at M1 = 63.1%  
 Maximum value of SAR (measured) = 0.493 W/kg



**Plot 7**

DUT: DUT Sample; Type: Sample; Serial: Not Specified

Communication System: UID 0, WCDMA (0); Communication System Band: WCDMA BAND2 RMC;  
 Frequency: 1907.6 MHz; Communication System PAR: 0 dB; PMF: 1.12202e-005  
 Medium parameters used (interpolated):  $f = 1907.6$  MHz;  $\sigma = 1.422$  S/m;  $\epsilon_r = 39.86$ ;  $\rho = 1000$  kg/m<sup>3</sup>  
 Phantom section: Left Section  
 Measurement Standard: DASY5 (IEEE/IEC/ANSI C63.19-2007)


DASY Configuration:

Probe: ES3DV3 - SN3089; ConvF(5.07, 5.07, 5.07) @ 1907.6 MHz; Calibrated: 2023/7/14  
 Modulation Compensation:  
 Sensor-Surface: 4mm (Mechanical Surface Detection),  $z = -38.0, 32.0$   
 Electronics: DAE4 Sn881; Calibrated: 2023/7/14  
 Phantom: SAM 1; Type: QD000P40CD; Serial: TP:xxxx  
 DASY52 52.10.3(1513); SEMCAD X 14.6.13(7474)

KA231205059X 4G Mobile Phone C38/L-Check/Area Scan (191x101x1): Interpolated grid:  $dx=1.000$  mm,  $dy=1.000$  mm  
 Maximum value of SAR (interpolated) = 0.616 W/kg

KA231205059X 4G Mobile Phone C38/L-Check/Zoom Scan (7x7x7)/Cube 0: Measurement grid:  $dx=5$ mm,  $dy=5$ mm,  $dz=5$ mm  
 Reference Value = 12.45 V/m; Power Drift = -0.17 dB  
 Peak SAR (extrapolated) = 1.00 W/kg  
 SAR(1 g) = 0.522 W/kg; SAR(10 g) = 0.299 W/kg  
 Smallest distance from peaks to all points 3 dB below = 11.7 mm  
 Ratio of SAR at M2 to SAR at M1 = 56.3%

Maximum value of SAR (measured) = 0.574 W/kg





**Plot 8**

DUT: DUT Sample; Type: Sample; Serial: Not Specified


Communication System: UID 0, WCDMA (0); Communication System Band: WCDMA BAND2 RMC;  
 Frequency: 1907.6 MHz; Communication System PAR: 0 dB; PMF: 1.12202e-005  
 Medium parameters used (interpolated):  $f = 1907.6$  MHz;  $\sigma = 1.422$  S/m;  $\epsilon_r = 39.86$ ;  $\rho = 1000$  kg/m<sup>3</sup>  
 Phantom section: Flat Section  
 Measurement Standard: DASYS (IEEE/IEC/ANSI C63.19-2007)

DASY Configuration:

Probe: ES3DV3 - SN3089; ConvF(5.07, 5.07, 5.07) @ 1907.6 MHz; Calibrated: 2023/7/14  
 Modulation Compensation:  
 Sensor-Surface: 4mm (Mechanical Surface Detection),  $z = 2.0, 32.0$   
 Electronics: DAE4 Sn881; Calibrated: 2023/7/14  
 Phantom: SAM 1; Type: QD000P40CD; Serial: TP:xxxx  
 DASY52 52.10.3(1513); SEMCAD X 14.6.13(7474)

KA231205059X 4G Mobile Phone C38/Front/Area Scan (101x191x1): Interpolated grid:  $dx=1.000$  mm,  $dy=1.000$  mm  
 Maximum value of SAR (interpolated) = 0.473 W/kg

KA231205059X 4G Mobile Phone C38/Front/Zoom Scan (7x7x7)/Cube 0: Measurement grid:  $dx=5$ mm,  $dy=5$ mm,  $dz=5$ mm  
 Reference Value = 7.639 V/m; Power Drift = 0.02 dB  
 Peak SAR (extrapolated) = 0.874 W/kg  
 SAR(1 g) = 0.423 W/kg; SAR(10 g) = 0.219 W/kg  
 Smallest distance from peaks to all points 3 dB below = 13 mm  
 Ratio of SAR at M2 to SAR at M1 = 52.2%  
 Maximum value of SAR (measured) = 0.470 W/kg




**Plot 9**

DUT: DUT Sample; Type: Sample; Serial: Not Specified  
 Communication System: UID 0, Generic LTE (0); Communication System Band: Band 2, E-UTRA/FDD (1850.0 - 1910.0 MHz); Frequency: 1880 MHz; Communication System PAR: 0 dB; PMF: 1  
 Medium parameters used:  $f = 1880$  MHz;  $\sigma = 1.45$  S/m;  $\epsilon r = 39.74$ ;  $\rho = 1000$  kg/m<sup>3</sup>  
 Phantom section: Left Section  
 Measurement Standard: DASYS5 (IEEE/IEC/ANSI C63.19-2007)  
 DASY Configuration:  
 Probe: ES3DV3 - SN3089; ConvF(5.07, 5.07, 5.07) @ 1880 MHz; Calibrated: 2023/7/14  
 Modulation Compensation:  
 Sensor-Surface: 4mm (Mechanical Surface Detection),  $z = -38.0, 32.0$   
 Electronics: DAE4 Sn881; Calibrated: 2023/7/14  
 Phantom: SAM 1; Type: QD000P40CD; Serial: TP:xxxx  
 DASY52 52.10.3(1513); SEMCAD X 14.6.13(7474)

KA231205059X 4G Mobile Phone C38/L-Check/Area Scan (191x101x1): Interpolated grid:  $dx=1.000$  mm,  $dy=1.000$  mm  
 Maximum value of SAR (interpolated) = 0.555 W/kg

KA231205059X 4G Mobile Phone C38/L-Check/Zoom Scan (7x7x7)/Cube 0: Measurement grid:  $dx=5$ mm,  $dy=5$ mm,  $dz=5$ mm  
 Reference Value = 11.94 V/m; Power Drift = 0.07 dB  
 Peak SAR (extrapolated) = 0.868 W/kg  
 SAR(1 g) = 0.510 W/kg; SAR(10 g) = 0.304 W/kg  
 Smallest distance from peaks to all points 3 dB below = 16.1 mm  
 Ratio of SAR at M2 to SAR at M1 = 59.9%  
 Maximum value of SAR (measured) = 0.552 W/kg




**Plot 10**

DUT: DUT Sample; Type: Sample; Serial: Not Specified  
 Communication System: UID 0, Generic LTE (0); Communication System Band: Band 2, E-UTRA/FDD (1850.0 - 1910.0 MHz); Frequency: 1880 MHz; Communication System PAR: 0 dB; PMF: 1  
 Medium parameters used:  $f = 1880$  MHz;  $\sigma = 1.45$  S/m;  $\epsilon r = 39.74$ ;  $\rho = 1000$  kg/m<sup>3</sup>  
 Phantom section: Flat Section  
 Measurement Standard: DASY5 (IEEE/IEC/ANSI C63.19-2007)  
 DASY Configuration:  
 Probe: ES3DV3 - SN3089; ConvF(5.07, 5.07, 5.07) @ 1880 MHz; Calibrated: 2023/7/14  
 Modulation Compensation:  
 Sensor-Surface: 4mm (Mechanical Surface Detection),  $z = 2.0, 32.0$   
 Electronics: DAE4 Sn881; Calibrated: 2023/7/14  
 Phantom: SAM 1; Type: QD000P40CD; Serial: TP:xxxx  
 DASY52 52.10.3(1513); SEMCAD X 14.6.13(7474)

KA231205059X 4G Mobile Phone C38/Front/Area Scan (101x191x1): Interpolated grid:  $dx=1.000$  mm,  $dy=1.000$  mm  
 Maximum value of SAR (interpolated) = 0.556 W/kg

KA231205059X 4G Mobile Phone C38/Front/Zoom Scan (7x7x7)/Cube 0: Measurement grid:  $dx=5$ mm,  $dy=5$ mm,  $dz=5$ mm  
 Reference Value = 9.632 V/m; Power Drift = 0.04 dB  
 Peak SAR (extrapolated) = 1.04 W/kg  
 SAR(1 g) = 0.500 W/kg; SAR(10 g) = 0.255 W/kg  
 Smallest distance from peaks to all points 3 dB below = 10.6 mm  
 Ratio of SAR at M2 to SAR at M1 = 50.3%

Maximum value of SAR (measured) = 0.554 W/kg





**Plot 11**

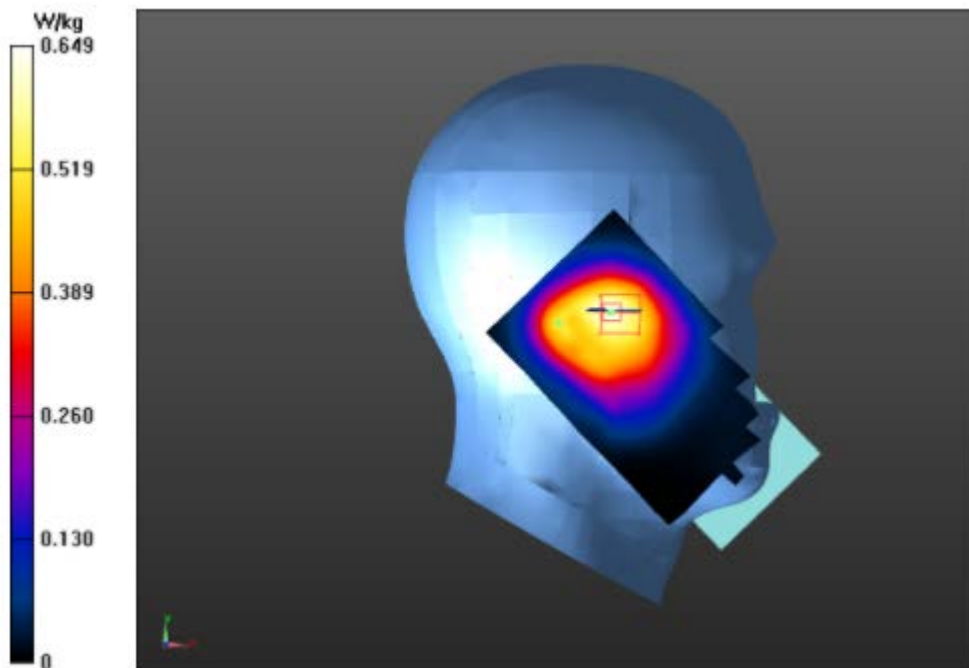
DUT: DUT Sample; Type: Sample; Serial: Not Specified  
 Communication System: UID 0, Generic LTE (0); Communication System Band: Band 4, E-UTRA/FDD (1710.0 - 1755.0 MHz); Frequency: 1720 MHz; Communication System PAR: 0 dB; PMF: 1  
 Medium parameters used (interpolated):  $f = 1720$  MHz;  $\sigma = 1.363$  S/m;  $\epsilon_r = 40.136$ ;  $\rho = 1000$  kg/m<sup>3</sup>  
 Phantom section: Left Section  
 Measurement Standard: DASYS5 (IEEE/IEC/ANSI C63.19-2007)  
 DASY Configuration:  
 Probe: ES3DV3 - SN3089; ConvF(5.35, 5.35, 5.35) @ 1720 MHz; Calibrated: 2023/7/14  
 Modulation Compensation:  
 Sensor-Surface: 4mm (Mechanical Surface Detection),  $z = -38.0, 32.0$   
 Electronics: DAE4 Sn881; Calibrated: 2023/7/14  
 Phantom: SAM 1; Type: QD000P40CD; Serial: TP:xxxx  
 DASY52 52.10.3(1513); SEMCAD X 14.6.13(7474)

KA231205059X 4G Mobile Phone C38/L-Check/Area Scan (191x101x1): Interpolated grid:  $dx=1.000$  mm,  $dy=1.000$  mm

Maximum value of SAR (interpolated) = 0.649 W/kg

KA231205059X 4G Mobile Phone C38/L-Check/Zoom Scan (7x7x7)/Cube 0: Measurement grid:  $dx=5$ mm,  $dy=5$ mm,  $dz=5$ mm  
 Reference Value = 14.21 V/m; Power Drift = -0.20 dB  
 Peak SAR (extrapolated) = 0.919 W/kg  
 SAR(1 g) = 0.589 W/kg; SAR(10 g) = 0.379 W/kg  
 Ratio of SAR at M2 to SAR at M1 = 64%

Maximum value of SAR (measured) = 0.637 W/kg



**Plot 12**

DUT: DUT Sample; Type: Sample; Serial: Not Specified  
 Communication System: UID 0, Generic LTE (0); Communication System Band: Band 4, E-UTRA/FDD (1710.0 - 1755.0 MHz); Frequency: 1732.5 MHz; Communication System PAR: 0 dB; PMF: 1  
 Medium parameters used (interpolated):  $f = 1732.5$  MHz;  $\sigma = 1.363$  S/m;  $\epsilon_r = 40.136$ ;  $\rho = 1000$  kg/m<sup>3</sup>  
 Phantom section: Flat Section  
 Measurement Standard: DASY5 (IEEE/IEC/ANSI C63.19-2007)  
 DASY Configuration:  
 Probe: ES3DV3 - SN3089; ConvF(5.35, 5.35, 5.35) @ 1732.5 MHz; Calibrated: 2023/7/14  
 Modulation Compensation:  
 Sensor-Surface: 4mm (Mechanical Surface Detection),  $z = 2.0, 32.0$   
 Electronics: DAE4 Sn881; Calibrated: 2023/7/14  
 Phantom: SAM 1; Type: QD000P40CD; Serial: TP:xxxx  
 DASY52 52.10.3(1513); SEMCAD X 14.6.13(7474)

KA231205059X 4G Mobile Phone C38/Front/Area Scan (101x191x1): Interpolated grid: dx=1.000 mm, dy=1.000 mm

Maximum value of SAR (interpolated) = 0.652 W/kg

KA231205059X 4G Mobile Phone C38/Front/Zoom Scan (7x7x7)/Cube 0: Measurement grid: dx=5mm, dy=5mm, dz=5mm

Reference Value = 14.87 V/m; Power Drift = -0.05 dB


Peak SAR (extrapolated) = 1.06 W/kg

SAR(1 g) = 0.597 W/kg; SAR(10 g) = 0.348 W/kg

Smallest distance from peaks to all points 3 dB below = 15 mm

Ratio of SAR at M2 to SAR at M1 = 56.9%

Maximum value of SAR (measured) = 0.644 W/kg





**Plot 13**

DUT: DUT Sample; Type: Sample; Serial: Not Specified  
 Communication System: UID 0, Generic LTE (0); Communication System Band: Band 5, E-UTRA/FDD (824.0 - 849.0 MHz); Frequency: 836.5 MHz; Communication System PAR: 0 dB; PMF: 1  
 Medium parameters used (interpolated):  $f = 836.5$  MHz;  $\sigma = 0.89$  S/m;  $\epsilon_r = 41.479$ ;  $\rho = 1000$  kg/m<sup>3</sup>  
 Phantom section: Right Section  
 Measurement Standard: DASY5 (IEEE/IEC/ANSI C63.19-2007)  
 DASY Configuration:  
 Probe: ES3DV3 - SN3089; ConvF(6.28, 6.28, 6.28) @ 836.5 MHz; Calibrated: 2023/7/14  
 Modulation Compensation:  
 Sensor-Surface: 4mm (Mechanical Surface Detection),  $z = -38.0, 32.0$   
 Electronics: DAE4 Sn881; Calibrated: 2023/7/14  
 Phantom: SAM 2; Type: QD000P40CD; Serial: TP:xxxx  
 DASY52 52.10.3(1513); SEMCAD X 14.6.13(7474)

KA231205059X 4G Mobile Phone C38/R-Check/Area Scan (101x191x1): Interpolated grid: dx=1.000 mm, dy=1.000 mm

Maximum value of SAR (interpolated) = 0.441 W/kg

KA231205059X 4G Mobile Phone C38/R-Check/Zoom Scan (7x7x7)/Cube 0: Measurement grid: dx=5mm, dy=5mm, dz=5mm

Reference Value = 11.46 V/m; Power Drift = 0.03 dB


Peak SAR (extrapolated) = 0.578 W/kg

SAR(1 g) = 0.414 W/kg; SAR(10 g) = 0.304 W/kg

Smallest distance from peaks to all points 3 dB below = 22.6 mm

Ratio of SAR at M2 to SAR at M1 = 77.6%

Maximum value of SAR (measured) = 0.436 W/kg





**Plot 14**

DUT: DUT Sample; Type: Sample; Serial: Not Specified  
 Communication System: UID 0, Generic LTE (0); Communication System Band: Band 5, E-UTRA/FDD (824.0 - 849.0 MHz); Frequency: 836.5 MHz; Communication System PAR: 0 dB; PMF: 1  
 Medium parameters used (interpolated):  $f = 836.5$  MHz;  $\sigma = 0.89$  S/m;  $\epsilon_r = 41.479$ ;  $\rho = 1000$  kg/m<sup>3</sup>  
 Phantom section: Flat Section  
 Measurement Standard: DASYS (IEEE/IEC/ANSI C63.19-2007)  
 DASYS Configuration:  
 Probe: ES3DV3 - SN3089; ConvF(6.28, 6.28, 6.28) @ 836.5 MHz; Calibrated: 2023/7/14  
 Modulation Compensation:  
 Sensor-Surface: 4mm (Mechanical Surface Detection),  $z = 2.0, 32.0$   
 Electronics: DAE4 Sn881; Calibrated: 2023/7/14  
 Phantom: SAM 2; Type: QD000P40CD; Serial: TP:xxxx  
 DASYS2 52.10.3(1513); SEMCAD X 14.6.13(7474)

KA231205059X 4G Mobile Phone C38/Front/Area Scan (101x191x1): Interpolated grid:  $dx=1.000$  mm,  $dy=1.000$  mm

Maximum value of SAR (interpolated) = 0.526 W/kg

KA231205059X 4G Mobile Phone C38/Front/Zoom Scan (7x7x7)/Cube 0: Measurement grid:  $dx=5$ mm,  $dy=5$ mm,  $dz=5$ mm

Reference Value = 18.12 V/m; Power Drift = -0.15 dB

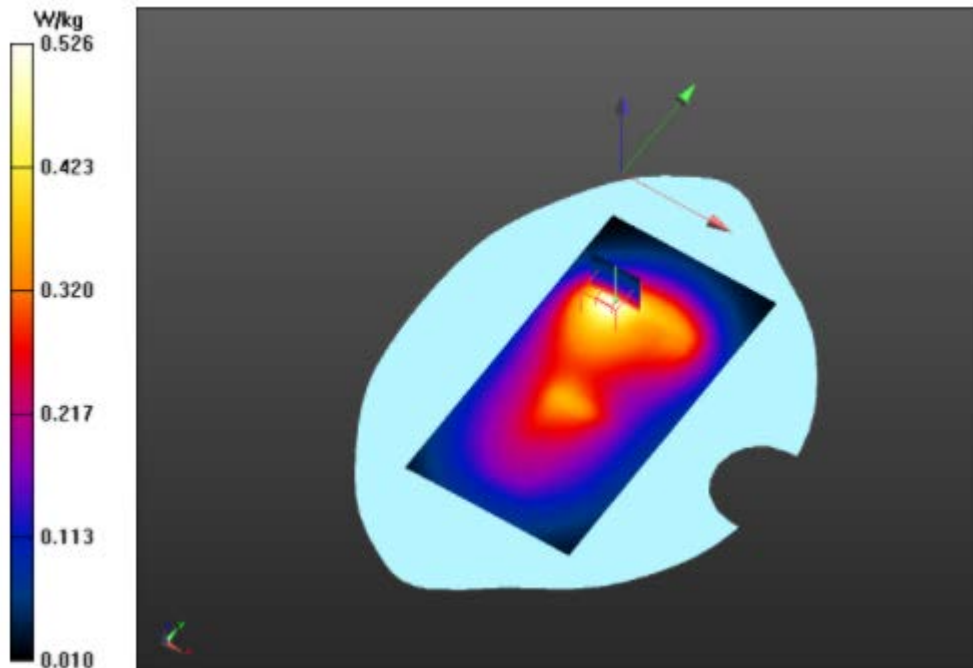
Peak SAR (extrapolated) = 0.943 W/kg

SAR(1 g) = 0.494 W/kg; SAR(10 g) = 0.306 W/kg

Smallest distance from peaks to all points 3 dB below = 14.9 mm

Ratio of SAR at M2 to SAR at M1 = 57.8%

Maximum value of SAR (measured) = 0.525 W/kg



**Plot 15**

DUT: DUT Sample; Type: Sample; Serial: Not Specified  
 Communication System: UID 0, Generic LTE (0); Communication System Band: Band 7, E-UTRA/FDD (2500.0 - 2570.0 MHz); Frequency: 2535 MHz; Communication System PAR: 0 dB; PMF: 1  
 Medium parameters used (interpolated):  $f = 2535$  MHz;  $\sigma = 1.921$  S/m;  $\epsilon_r = 38.97$ ;  $\rho = 1000$  kg/m<sup>3</sup>  
 Phantom section: Left Section  
 Measurement Standard: DASYS (IEEE/IEC/ANSI C63.19-2007)  
 DASYS Configuration:  
 Probe: ES3DV3 - SN3089; ConvF(4.7, 4.7, 4.7) @ 2535 MHz; Calibrated: 2023/7/14  
 Modulation Compensation:  
 Sensor-Surface: 4mm (Mechanical Surface Detection),  $z = -38.0, 32.0$   
 Electronics: DAE4 Sn881; Calibrated: 2023/7/14  
 Phantom: SAM 1; Type: QD000P40CD; Serial: TP:xxxx  
 DASYS2 52.10.3(1513); SEMCAD X 14.6.13(7474)

KA231205059X 4G Mobile Phone C38/L-Check/Area Scan (191x101x1): Interpolated grid:  $dx=1.000$  mm,  $dy=1.000$  mm

Maximum value of SAR (interpolated) = 0.111 W/kg

KA231205059X 4G Mobile Phone C38/L-Check/Zoom Scan (7x7x7)/Cube 0: Measurement grid:  $dx=5$ mm,  $dy=5$ mm,  $dz=5$ mm

Reference Value = 1.306 V/m; Power Drift = 0.06 dB


Peak SAR (extrapolated) = 0.199 W/kg

SAR(1 g) = 0.101 W/kg; SAR(10 g) = 0.054 W/kg

Smallest distance from peaks to all points 3 dB below = 16 mm

Ratio of SAR at M2 to SAR at M1 = 50.5%

Maximum value of SAR (measured) = 0.110 W/kg



**Plot 16**

DUT: DUT Sample; Type: Sample; Serial: Not Specified  
 Communication System: UID 0, Generic LTE (0); Communication System Band: Band 7, E-UTRA/FDD (2500.0 - 2570.0 MHz); Frequency: 2535 MHz; Communication System PAR: 0 dB; PMF: 1  
 Medium parameters used (interpolated):  $f = 2535$  MHz;  $\sigma = 1.921$  S/m;  $\epsilon_r = 38.97$ ;  $\rho = 1000$  kg/m<sup>3</sup>  
 Phantom section: Flat Section  
 Measurement Standard: DASY5 (IEEE/IEC/ANSI C63.19-2007)  
 DASY Configuration:  
 Probe: ES3DV3 - SN3089; ConvF(4.7, 4.7, 4.7) @ 2535 MHz; Calibrated: 2023/7/14  
 Modulation Compensation:  
 Sensor-Surface: 4mm (Mechanical Surface Detection),  $z = 2.0, 32.0$   
 Electronics: DAE4 Sn881; Calibrated: 2023/7/14  
 Phantom: SAM 1; Type: QD000P40CD; Serial: TP:xxxx  
 DASY52 52.10.3(1513); SEMCAD X 14.6.13(7474)


KA231205059X 4G Mobile Phone C38/Front/Area Scan (101x191x1): Interpolated grid:  $dx=1.000$  mm,  $dy=1.000$  mm

Maximum value of SAR (interpolated) = 0.508 W/kg

KA231205059X 4G Mobile Phone C38/Front/Zoom Scan (7x7x7)/Cube 0: Measurement grid:  $dx=5$ mm,  $dy=5$ mm,  $dz=5$ mm

Reference Value = 8.619 V/m; Power Drift = 0.21 dB  
 Peak SAR (extrapolated) = 1.13 W/kg  
 SAR(1 g) = 0.459 W/kg; SAR(10 g) = 0.219 W/kg  
 Smallest distance from peaks to all points 3 dB below = 10 mm  
 Ratio of SAR at M2 to SAR at M1 = 41.2%

Maximum value of SAR (measured) = 0.489 W/kg





**Plot 17**


DUT: DUT Sample; Type: Sample; Serial: Not Specified  
 Communication System: UID 0, Generic LTE (0); Communication System Band: Band 12, E-UTRA/FDD (698.0 - 716.0 MHz); Frequency: 707.5 MHz; Communication System PAR: 0 dB; PMF: 1  
 Medium parameters used (interpolated):  $f = 707.5$  MHz;  $\sigma = 0.858$  S/m;  $\epsilon_r = 42.446$ ;  $\rho = 1000$  kg/m<sup>3</sup>  
 Phantom section: Right Section  
 Measurement Standard: DASy5 (IEEE/IEC/ANSI C63.19-2007)  
 DASy Configuration:  
 Probe: ES3DV3 - SN3089; ConvF(6.52, 6.52, 6.52) @ 707.5 MHz; Calibrated: 2023/7/14  
 Modulation Compensation:  
 Sensor-Surface: 4mm (Mechanical Surface Detection),  $z = -38.0, 32.0$   
 Electronics: DAE4 Sn881; Calibrated: 2023/7/14  
 Phantom: SAM 2; Type: QD000P40CD; Serial: TP:xxxx  
 DASy52 52.10.3(1513); SEMCAD X 14.6.13(7474)

KA231205059X 4G Mobile Phone C38/R-Check/Area Scan (101x191x1): Interpolated grid: dx=1.000 mm, dy=1.000 mm

Maximum value of SAR (interpolated) = 0.165 W/kg

KA231205059X 4G Mobile Phone C38/R-Check/Zoom Scan (7x7x7)/Cube 0: Measurement grid: dx=5mm, dy=5mm, dz=5mm  
 Reference Value = 9.107 V/m; Power Drift = -0.05 dB  
 Peak SAR (extrapolated) = 0.218 W/kg  
 SAR(1 g) = 0.159 W/kg; SAR(10 g) = 0.125 W/kg  
 Smallest distance from peaks to all points 3 dB below = 23.1 mm  
 Ratio of SAR at M2 to SAR at M1 = 78.7%

Maximum value of SAR (measured) = 0.167 W/kg



**Plot 18**

DUT: DUT Sample; Type: Sample; Serial: Not Specified  
 Communication System: UID 0, Generic LTE (0); Communication System Band: Band 12, E-UTRA/FDD (698.0 - 716.0 MHz); Frequency: 707.5 MHz; Communication System PAR: 0 dB; PMF: 1  
 Medium parameters used (interpolated):  $f = 707.5$  MHz;  $\sigma = 0.858$  S/m;  $\epsilon_r = 42.446$ ;  $\rho = 1000$  kg/m<sup>3</sup>  
 Phantom section: Flat Section  
 Measurement Standard: DASYS (IEEE/IEC/ANSI C63.19-2007)  
 DASYS Configuration:  
 Probe: ES3DV3 - SN3089; ConvF(6.52, 6.52, 6.52) @ 707.5 MHz; Calibrated: 2023/7/14  
 Modulation Compensation:  
 Sensor-Surface: 4mm (Mechanical Surface Detection),  $z = 2.0, 32.0$   
 Electronics: DAE4 Sn881; Calibrated: 2023/7/14  
 Phantom: SAM 2; Type: QD000P40CD; Serial: TP:xxxx  
 DASYS2 52.10.3(1513); SEMCAD X 14.6.13(7474)

KA231205059X 4G Mobile Phone C38/Front/Area Scan (101x191x1): Interpolated grid:  $dx=1.000$  mm,  $dy=1.000$  mm

Maximum value of SAR (interpolated) = 0.233 W/kg

KA231205059X 4G Mobile Phone C38/Front/Zoom Scan (7x7x7)/Cube 0: Measurement grid:  $dx=5$ mm,  $dy=5$ mm,  $dz=5$ mm

Reference Value = 14.03 V/m; Power Drift = -0.09 dB

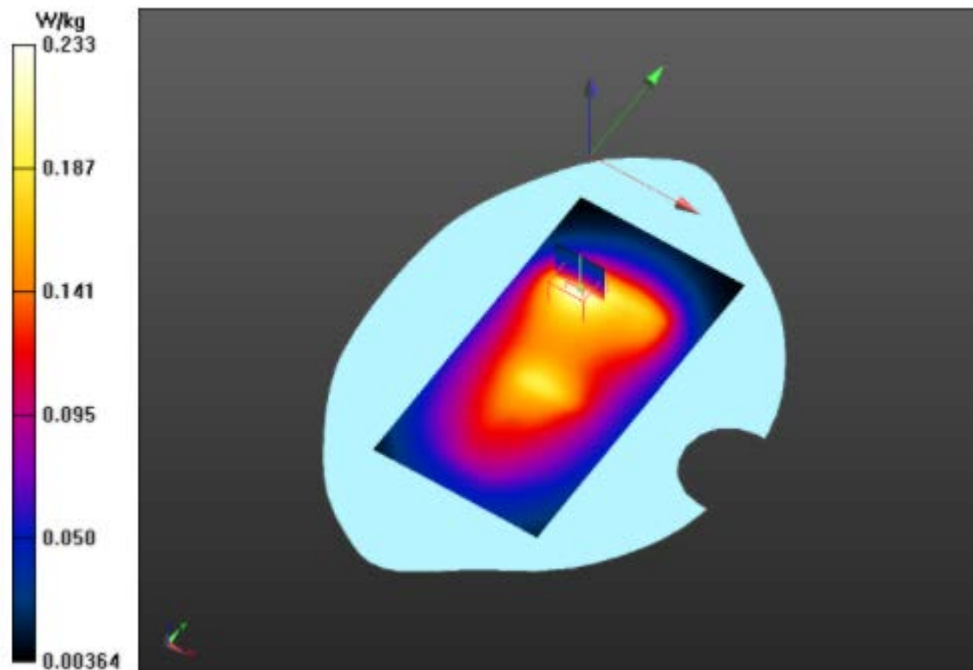
Peak SAR (extrapolated) = 0.405 W/kg

SAR(1 g) = 0.219 W/kg; SAR(10 g) = 0.143 W/kg

Smallest distance from peaks to all points 3 dB below = 14.4 mm

Ratio of SAR at M2 to SAR at M1 = 63.6%

Maximum value of SAR (measured) = 0.233 W/kg



**Plot 19**

DUT: DUT Sample; Type: Sample; Serial: Not Specified  
 Communication System: UID 0, Generic LTE (0); Communication System Band: Band 17, E-UTRA/FDD (704.0 - 716.0 MHz); Frequency: 710 MHz; Communication System PAR: 0 dB; PMF: 1  
 Medium parameters used (interpolated):  $f = 707.5$  MHz;  $\sigma = 0.86$  S/m;  $\epsilon_r = 42.412$ ;  $\rho = 1000$  kg/m<sup>3</sup>  
 Phantom section: Right Section  
 Measurement Standard: DASY5 (IEEE/IEC/ANSI C63.19-2007)  
 DASY Configuration:  
 Probe: ES3DV3 - SN3089; ConvF(6.52, 6.52, 6.52) @ 707.5 MHz; Calibrated: 2023/7/14  
 Modulation Compensation:  
 Sensor-Surface: 4mm (Mechanical Surface Detection),  $z = -38.0, 32.0$   
 Electronics: DAE4 Sn881; Calibrated: 2023/7/14  
 Phantom: SAM 2; Type: QD000P40CD; Serial: TP:xxxx  
 DASY52 52.10.3(1513); SEMCAD X 14.6.13(7474)

KA231205059X 4G Mobile Phone C38/R-Check/Area Scan (101x191x1): Interpolated grid: dx=1.000 mm, dy=1.000 mm

Maximum value of SAR (interpolated) = 0.174 W/kg

KA231205059X 4G Mobile Phone C38/R-Check/Zoom Scan (7x7x7)/Cube 0: Measurement grid: dx=5mm, dy=5mm, dz=5mm


Reference Value = 8.196 V/m; Power Drift = 0.00 dB

Peak SAR (extrapolated) = 0.228 W/kg

SAR(1 g) = 0.166 W/kg; SAR(10 g) = 0.131 W/kg

Ratio of SAR at M2 to SAR at M1 = 79.3%

Maximum value of SAR (measured) = 0.176 W/kg





**Plot 20**

DUT: DUT Sample; Type: Sample; Serial: Not Specified  
 Communication System: UID 0, Generic LTE (0); Communication System Band: Band 17, E-UTRA/FDD (704.0 - 716.0 MHz); Frequency: 707.5 MHz; Communication System PAR: 0 dB; PMF: 1  
 Medium parameters used (interpolated):  $f = 707.5$  MHz;  $\sigma = 0.86$  S/m;  $\epsilon_r = 42.412$ ;  $\rho = 1000$  kg/m<sup>3</sup>  
 Phantom section: Flat Section  
 Measurement Standard: DASY5 (IEEE/IEC/ANSI C63.19-2007)  
 DASY Configuration:  
 Probe: ES3DV3 - SN3089; ConvF(6.52, 6.52, 6.52) @ 707.5 MHz; Calibrated: 2023/7/14  
 Modulation Compensation:  
 Sensor-Surface: 4mm (Mechanical Surface Detection),  $z = 2.0, 32.0$   
 Electronics: DAE4 Sn881; Calibrated: 2023/7/14  
 Phantom: SAM 2; Type: QD000P40CD; Serial: TP:xxxx  
 DASY52 52.10.3(1513); SEMCAD X 14.6.13(7474)

KA231205059X 4G Mobile Phone C38/Front/Area Scan (101x191x1): Interpolated grid: dx=1.000 mm, dy=1.000 mm

Maximum value of SAR (interpolated) = 0.211 W/kg

KA231205059X 4G Mobile Phone C38/Front/Zoom Scan (7x7x7)/Cube 0: Measurement grid: dx=5mm, dy=5mm, dz=5mm

Reference Value = 14.59 V/m; Power Drift = -0.17 dB

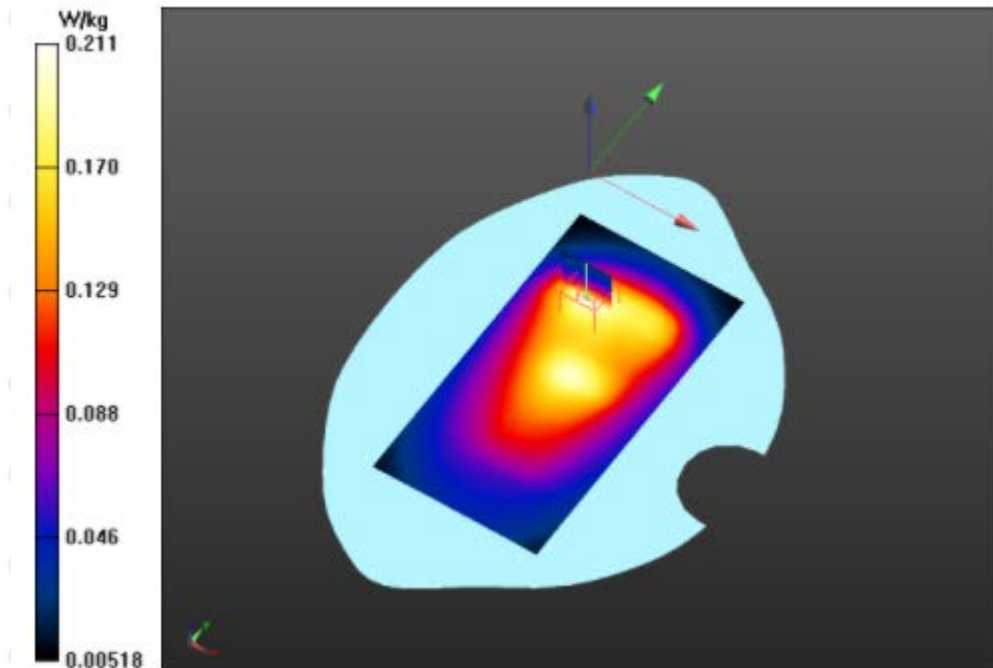
Peak SAR (extrapolated) = 0.317 W/kg

SAR(1 g) = 0.190 W/kg; SAR(10 g) = 0.131 W/kg

Smallest distance from peaks to all points 3 dB below = 17 mm

Ratio of SAR at M2 to SAR at M1 = 66%

Maximum value of SAR (measured) = 0.204 W/kg



**Plot 21**

DUT: DUT Sample; Type: Sample; Serial: Not Specified  
 Communication System: UID 0, 2.4G WIFI (0); Communication System Band: FCC 2.4G WIFI 11B;  
 Frequency: 2412 MHz; Communication System PAR: 0 dB; PMF: 1.12202e-005  
 Medium parameters used (interpolated):  $f = 2412$  MHz;  $\sigma = 1.883$  S/m;  $\epsilon r = 38.021$ ;  $\rho = 1000$  kg/m<sup>3</sup>  
 Phantom section: Left Section  
 Measurement Standard: DASY5 (IEEE/IEC/ANSI C63.19-2007)  
 DASY Configuration:  
 Probe: ES3DV3 - SN3089; ConvF(4.7, 4.7, 4.7) @ 2412 MHz; Calibrated: 2023/7/14  
 Modulation Compensation:  
 Sensor-Surface: 4mm (Mechanical Surface Detection),  $z = -38.0, 32.0$   
 Electronics: DAE4 Sn881; Calibrated: 2023/7/14  
 Phantom: SAM 1; Type: QD000P40CD; Serial: TP:xxxx  
 DASY52 52.10.3(1513); SEMCAD X 14.6.13(7474)

KA231205059X 4G Mobile Phone C38/L-Check/Area Scan (191x101x1): Interpolated grid:  $dx=1.000$  mm,  $dy=1.000$  mm

Maximum value of SAR (interpolated) = 0.374 W/kg

KA231205059X 4G Mobile Phone C38/L-Check/Zoom Scan (7x7x7)/Cube 0: Measurement grid:  $dx=5$ mm,  $dy=5$ mm,  $dz=5$ mm

Reference Value = 0.9960 V/m; Power Drift = 0.05 dB


Peak SAR (extrapolated) = 0.869 W/kg

SAR(1 g) = 0.314 W/kg; SAR(10 g) = 0.141 W/kg

Smallest distance from peaks to all points 3 dB below = 10 mm

Ratio of SAR at M2 to SAR at M1 = 37.5%

Maximum value of SAR (measured) = 0.336 W/kg





**Plot 22**

DUT: DUT Sample; Type: Sample; Serial: Not Specified  
 Communication System: UID 0, 2.4G WIFI (0); Communication System Band: FCC 2.4G WIFI 11B;  
 Frequency: 2412 MHz; Communication System PAR: 0 dB; PMF: 1.12202e-005  
 Medium parameters used (interpolated):  $f = 2412$  MHz;  $\sigma = 1.883$  S/m;  $\epsilon_r = 38.021$ ;  $\rho = 1000$  kg/m<sup>3</sup>  
 Phantom section: Flat Section  
 Measurement Standard: DASY5 (IEEE/IEC/ANSI C63.19-2007)  
 DASY Configuration:  
 Probe: ES3DV3 - SN3089; ConvF(4.7, 4.7, 4.7) @ 2412 MHz; Calibrated: 2023/7/14  
 Modulation Compensation:  
 Sensor-Surface: 4mm (Mechanical Surface Detection),  $z = 2.0, 32.0$   
 Electronics: DAE4 Sn881; Calibrated: 2023/7/14  
 Phantom: SAM 1; Type: QD000P40CD; Serial: TP:xxxx  
 DASY52 52.10.3(1513); SEMCAD X 14.6.13(7474)

KA231205059X 4G Mobile Phone C38/Front/Area Scan (101x191x1): Interpolated grid:  $dx=1.000$  mm,  $dy=1.000$  mm

Maximum value of SAR (interpolated) = 0.740 W/kg

KA231205059X 4G Mobile Phone C38/Front/Zoom Scan (7x7x7)/Cube 0: Measurement grid:  $dx=5$ mm,  $dy=5$ mm,  $dz=5$ mm

Reference Value = 9.254 V/m; Power Drift = 0.03 dB

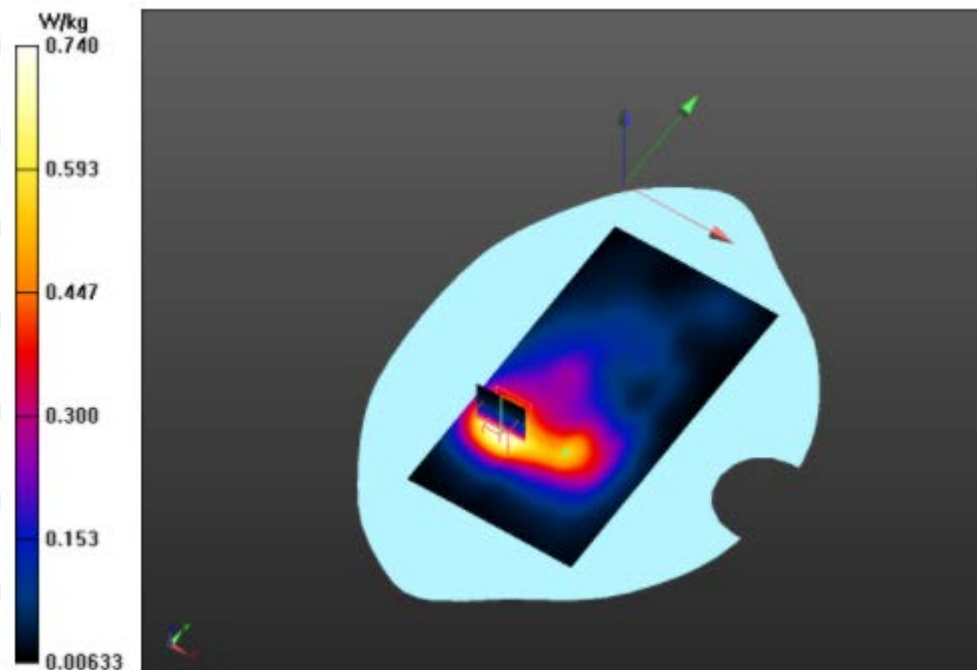
Peak SAR (extrapolated) = 1.54 W/kg

SAR(1 g) = 0.692 W/kg; SAR(10 g) = 0.355 W/kg

Smallest distance from peaks to all points 3 dB below = 12.2 mm

Ratio of SAR at M2 to SAR at M1 = 45.2%

Maximum value of SAR (measured) = 0.744 W/kg





**Plot 23**

DUT: DUT Sample; Type: Sample; Serial: Not Specified  
 Communication System: UID 0, 5.2G WIFI (0); Communication System Band: FCC 5.2G WIFI 11a;  
 Frequency: 5180 MHz; Communication System PAR: 0 dB; PMF: 1.12202e-005  
 Medium parameters used (interpolated):  $f = 5180$  MHz;  $\sigma = 1.883$  S/m;  $\epsilon_r = 38.021$ ;  $\rho = 1000$  kg/m<sup>3</sup>  
 Phantom section: Left Section  
 Measurement Standard: DASY5 (IEEE/IEC/ANSI C63.19-2007)  
 DASY Configuration:  
 Probe: EX3DV4 - SN7769; ConvF(4.7, 4.7, 4.7) @ 5180 MHz; Calibrated: 2023/7/14  
 Modulation Compensation:  
 Sensor-Surface: 4mm (Mechanical Surface Detection),  $z = -38.0, 32.0$   
 Electronics: DAE4 Sn881; Calibrated: 2023/7/14  
 Phantom: SAM 1; Type: QD000P40CD; Serial: TP:xxxx  
 DASY52 52.10.3(1513); SEMCAD X 14.6.13(7474)

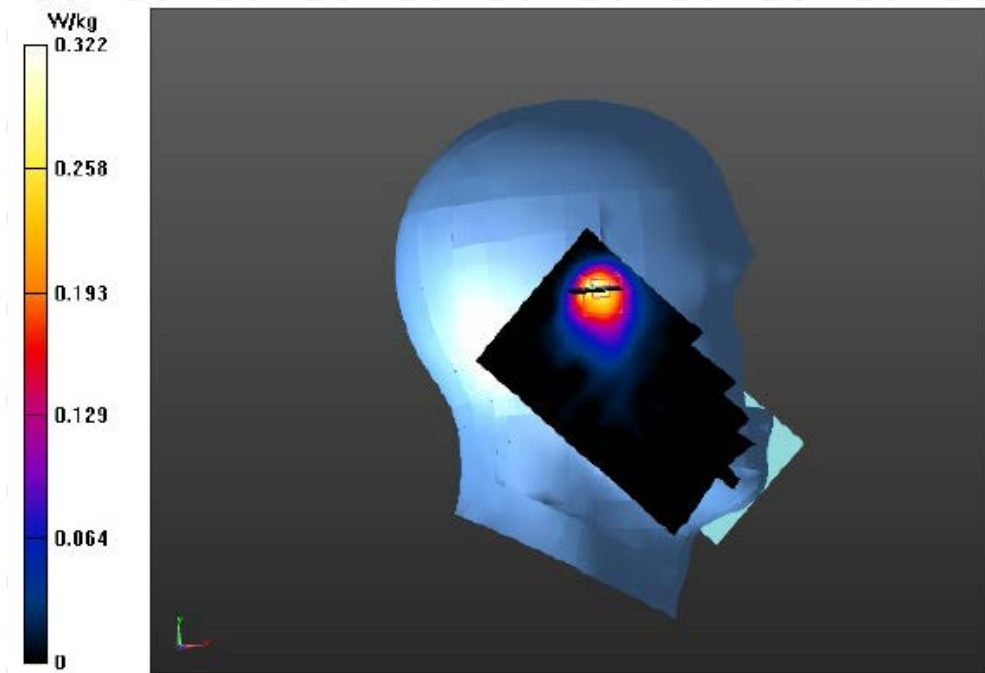
KA231205059X 4G Mobile Phone C38/L-Check/Area Scan (191x101x1): Interpolated grid:  $dx=1.000$  mm,  $dy=1.000$  mm

Maximum value of SAR (interpolated) = 0.322 W/kg

KA231205059X 4G Mobile Phone C38/L-Check/Zoom Scan (7x7x7)/Cube 0: Measurement grid:  $dx=5$ mm,  $dy=5$ mm,  $dz=5$ mm

Reference Value = 0 V/m; Power Drift = 0.00 dB  
 Peak SAR (extrapolated) = 0.785 W/kg  
 SAR(1 g) = 0.274 W/kg; SAR(10 g) = 0.123 W/kg  
 Smallest distance from peaks to all points 3 dB below = 8.5 mm  
 Ratio of SAR at M2 to SAR at M1 = 36.7%

Maximum value of SAR (measured) = 0.290 W/kg



**Plot 24**

DUT: DUT Sample; Type: Sample; Serial: Not Specified  
 Communication System: UID 0, 5.2G WIFI (0); Communication System Band: FCC 5.2G WIFI 11a;  
 Frequency: 5180 MHz; Communication System PAR: 0 dB; PMF: 1.12202e-005  
 Medium parameters used (interpolated):  $f = 5180$  MHz;  $\sigma = 1.883$  S/m;  $\epsilon_r = 38.021$ ;  $\rho = 1000$  kg/m<sup>3</sup>  
 Phantom section: Flat Section  
 Measurement Standard: DASY5 (IEEE/IEC/ANSI C63.19-2007)  
 DASY Configuration:  
 Probe: EX3DV4 - SN7769; ConvF(4.7, 4.7, 4.7) @ 5180 MHz; Calibrated: 2023/7/14  
 Modulation Compensation:  
 Sensor-Surface: 4mm (Mechanical Surface Detection),  $z = 2.0, 32.0$   
 Electronics: DAE4 Sn881; Calibrated: 2023/7/14  
 Phantom: SAM 1; Type: QD000P40CD; Serial: TP:xxxx  
 DASY52 52.10.3(1513); SEMCAD X 14.6.13(7474)

KA231205059X 4G Mobile Phone C38/Front/Area Scan (101x191x1): Interpolated grid:  $dx=1.000$  mm,  $dy=1.000$  mm

Maximum value of SAR (interpolated) = 0.619 W/kg

KA231205059X 4G Mobile Phone C38/Front/Zoom Scan (7x7x7)/Cube 0: Measurement grid:  $dx=5$ mm,  $dy=5$ mm,  $dz=5$ mm

Reference Value = 9.827 V/m; Power Drift = 0.04 dB


Peak SAR (extrapolated) = 1.20 W/kg

SAR(1 g) = 0.560 W/kg; SAR(10 g) = 0.307 W/kg

Smallest distance from peaks to all points 3 dB below = 13.6 mm

Ratio of SAR at M2 to SAR at M1 = 48.3%

Maximum value of SAR (measured) = 0.602 W/kg





**Plot 25**

DUT: DUT Sample; Type: Sample; Serial: Not Specified  
 Communication System: UID 0, 5.8G WIFI (0); Communication System Band: FCC 5.8G WIFI 11a;  
 Frequency: 5825 MHz; Communication System PAR: 0 dB; PMF: 1.12202e-005  
 Medium parameters used (interpolated):  $f = 5825$  MHz;  $\sigma = 1.908$  S/m;  $\epsilon_r = 37.862$ ;  $\rho = 1000$  kg/m<sup>3</sup>  
 Phantom section: Left Section  
 Measurement Standard: DASY5 (IEEE/IEC/ANSI C63.19-2007)  
 DASY Configuration:  
 Probe: EX3DV4 - SN7769; ConvF(4.7, 4.7, 4.7) @ 5825 MHz; Calibrated: 2023/7/14  
 Modulation Compensation:  
 Sensor-Surface: 4mm (Mechanical Surface Detection),  $z = -38.0, 32.0$   
 Electronics: DAE4 Sn881; Calibrated: 2023/7/14  
 Phantom: SAM 1; Type: QD000P40CD; Serial: TP:xxxx  
 DASY52 52.10.3(1513); SEMCAD X 14.6.13(7474)


KA231205059X 4G Mobile Phone C38/L-Check/Area Scan (191x101x1): Interpolated grid:  $dx=1.000$  mm,  $dy=1.000$  mm

Maximum value of SAR (interpolated) = 0.650 W/kg

KA231205059X 4G Mobile Phone C38/L-Check/Zoom Scan (7x7x7)/Cube 0: Measurement grid:  $dx=5$ mm,  $dy=5$ mm,  $dz=5$ mm

Reference Value = 3.007 V/m; Power Drift = -0.02 dB  
 Peak SAR (extrapolated) = 1.42 W/kg  
 SAR(1 g) = 0.511 W/kg; SAR(10 g) = 0.232 W/kg  
 Smallest distance from peaks to all points 3 dB below = 9.9 mm  
 Ratio of SAR at M2 to SAR at M1 = 37.5%

Maximum value of SAR (measured) = 0.554 W/kg





**Plot 26**

DUT: DUT Sample; Type: Sample; Serial: Not Specified  
 Communication System: UID 0, 5.8G WIFI (0); Communication System Band: FCC 5.8G WIFI 11a;  
 Frequency: 5825 MHz; Communication System PAR: 0 dB; PMF: 1.12202e-005  
 Medium parameters used (interpolated):  $f = 5825$  MHz;  $\sigma = 1.908$  S/m;  $\epsilon_r = 37.862$ ;  $\rho = 1000$  kg/m<sup>3</sup>  
 Phantom section: Flat Section  
 Measurement Standard: DASY5 (IEEE/IEC/ANSI C63.19-2007)  
 DASY Configuration:  
 Probe: EX3DV4 - SN7769; ConvF(4.7, 4.7, 4.7) @ 5825 MHz; Calibrated: 2023/7/14  
 Modulation Compensation:  
 Sensor-Surface: 4mm (Mechanical Surface Detection),  $z = 2.0, 32.0$   
 Electronics: DAE4 Sn881; Calibrated: 2023/7/14  
 Phantom: SAM 1; Type: QD000P40CD; Serial: TP:xxxx  
 DASY52 52.10.3(1513); SEMCAD X 14.6.13(7474)

KA231205059X 4G Mobile Phone C38/Front/Area Scan (101x191x1): Interpolated grid:  $dx=1.000$  mm,  $dy=1.000$  mm

Maximum value of SAR (interpolated) = 0.572 W/kg

KA231205059X 4G Mobile Phone C38/Front/Zoom Scan (7x7x7)/Cube 0: Measurement grid:  $dx=5$ mm,  $dy=5$ mm,  $dz=5$ mm

Reference Value = 1.152 V/m; Power Drift = 0.07 dB


Peak SAR (extrapolated) = 1.65 W/kg

SAR(1 g) = 0.476 W/kg; SAR(10 g) = 0.179 W/kg

Smallest distance from peaks to all points 3 dB below = 6.4 mm

Ratio of SAR at M2 to SAR at M1 = 33.2%

Maximum value of SAR (measured) = 0.515 W/kg



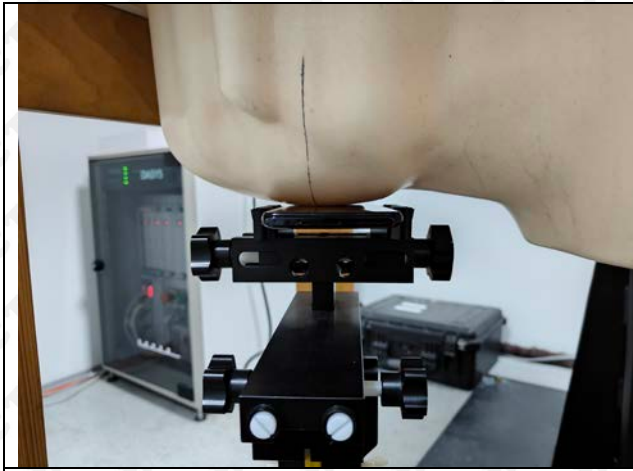
**17 Calibration Reports-Probe and Dipole**

The Probe, Dipole and DAE calibration please refer to the Attachment.

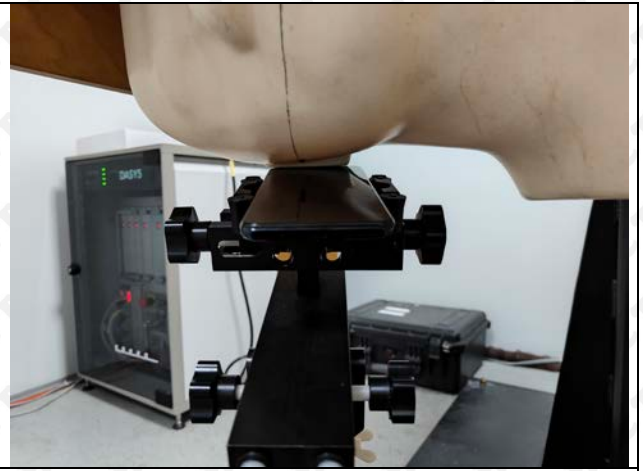
**18 SAR System Photos**



## 19 Setup Photo



Right Head Cheek



Right Head Tilt



Left Head Cheek



Left Head Tilt





20 EUT Photos  
Front Side



Back Side



=====End of report=====