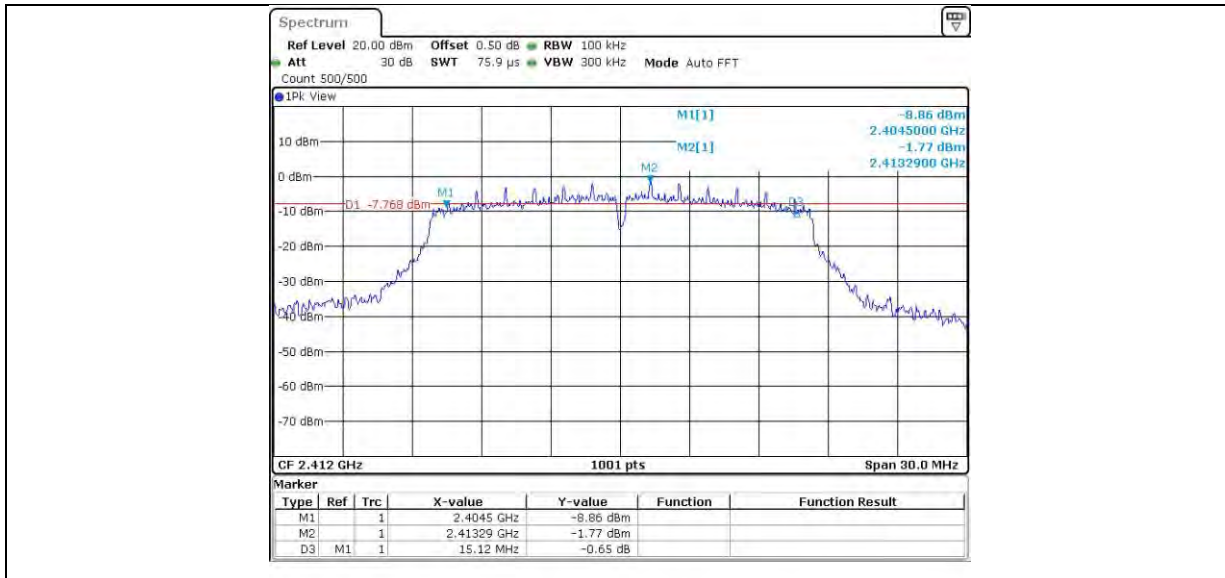
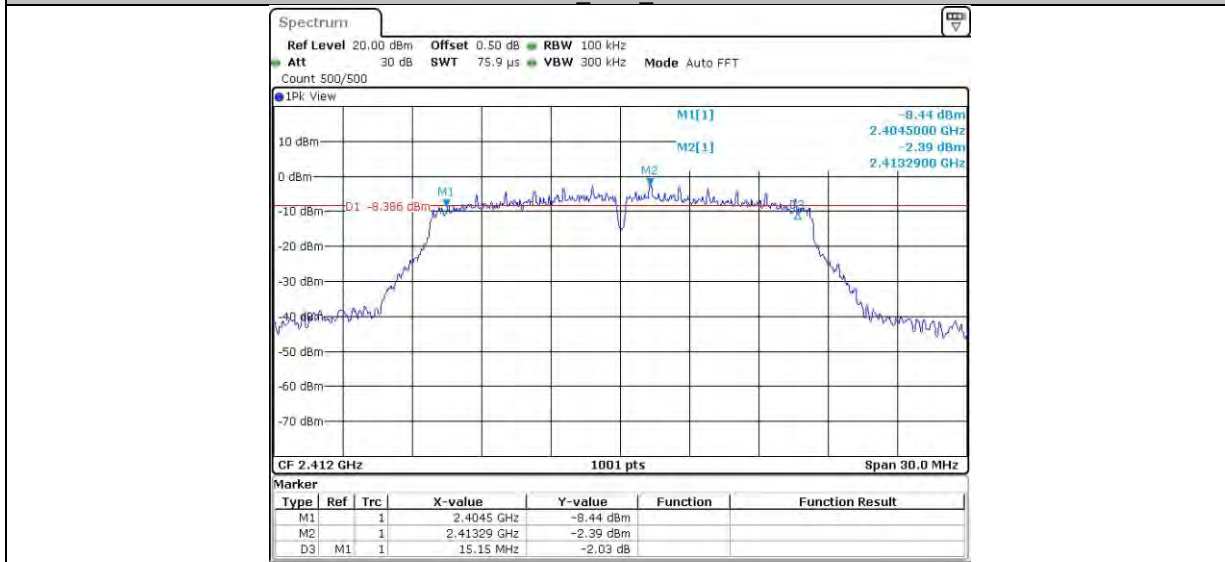


## Appendix A:6dB Emission Bandwidth Test Result

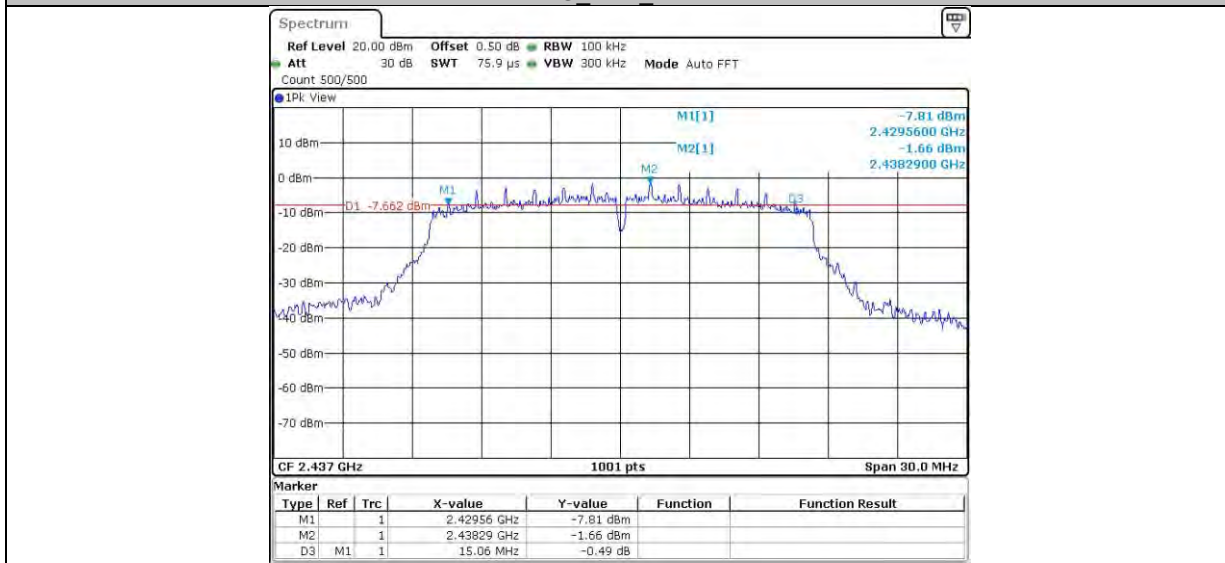
TestMode	Antenna	Channel	6db EBW [MHz]	FL[MHz]	FH[MHz]	Limit[MHz]	Verdict
11G	Ant1	2412	15.120	2404.500	2419.620	>=0.5	PASS
	Ant2	2412	15.150	2404.500	2419.650	>=0.5	PASS
	Ant1	2437	15.060	2429.560	2444.620	>=0.5	PASS
	Ant2	2437	13.890	2430.700	2444.590	>=0.5	PASS
	Ant1	2462	15.120	2454.500	2469.620	>=0.5	PASS
	Ant2	2462	15.090	2454.500	2469.590	>=0.5	PASS
11N20SISO	Ant1	2412	14.250	2405.370	2419.620	>=0.5	PASS
	Ant2	2412	15.150	2404.470	2419.620	>=0.5	PASS
	Ant1	2437	15.120	2429.530	2444.650	>=0.5	PASS
	Ant2	2437	15.090	2429.530	2444.620	>=0.5	PASS
	Ant1	2462	15.120	2454.500	2469.620	>=0.5	PASS
	Ant2	2462	15.090	2454.530	2469.620	>=0.5	PASS
11N40SISO	Ant1	2422	35.280	2404.420	2439.700	>=0.5	PASS
	Ant2	2422	35.280	2404.420	2439.700	>=0.5	PASS
	Ant1	2437	35.280	2419.420	2454.700	>=0.5	PASS
	Ant2	2437	35.280	2419.420	2454.700	>=0.5	PASS
	Ant1	2452	35.160	2434.420	2469.580	>=0.5	PASS
	Ant2	2452	35.280	2434.420	2469.700	>=0.5	PASS
11B	Ant1	2412	9.120	2407.500	2416.620	>=0.5	PASS
	Ant2	2412	9.120	2407.500	2416.620	>=0.5	PASS
	Ant1	2437	9.150	2432.470	2441.620	>=0.5	PASS
	Ant2	2437	9.090	2432.500	2441.590	>=0.5	PASS
	Ant1	2462	9.120	2457.470	2466.590	>=0.5	PASS
	Ant2	2462	9.150	2457.470	2466.620	>=0.5	PASS



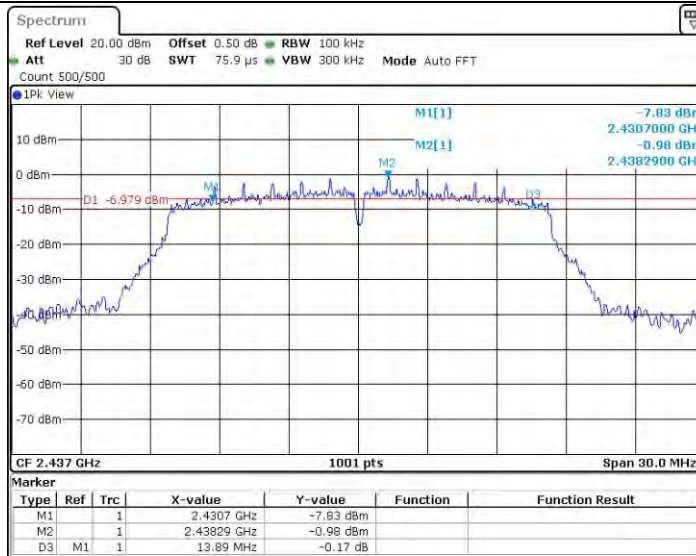
11G\_Ant1\_2412



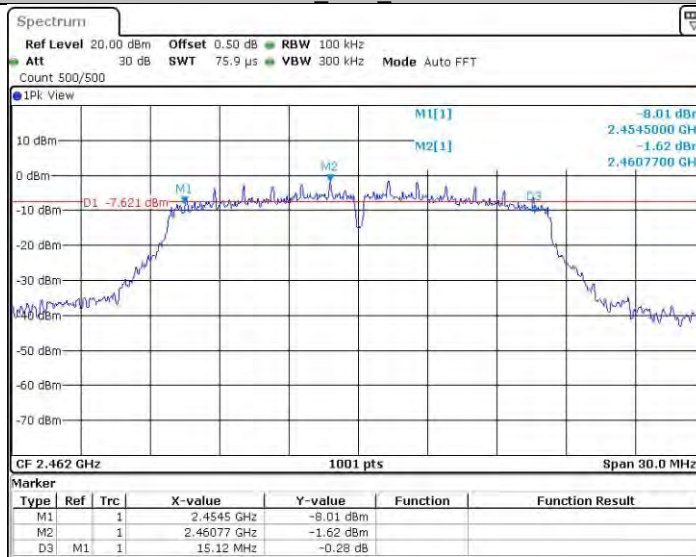
11G\_Ant2\_2412



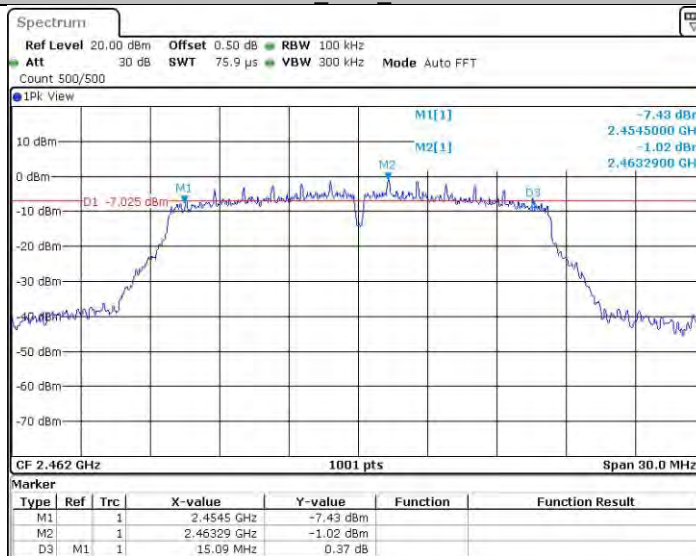
11G\_Ant1\_2437



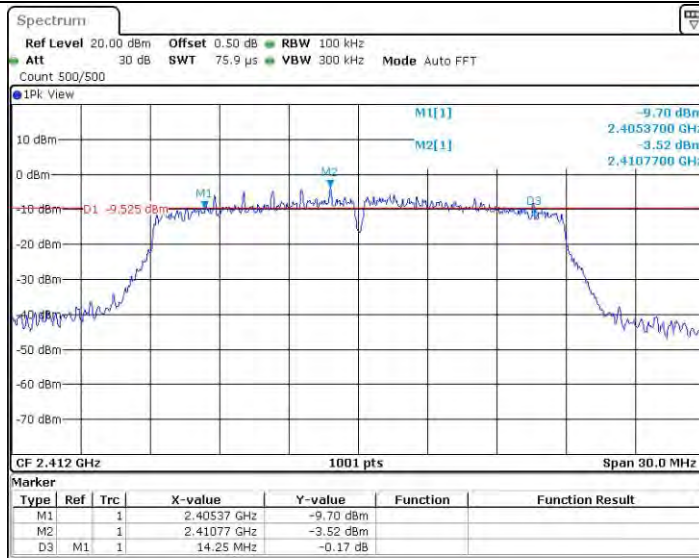
11G\_Ant2\_2437



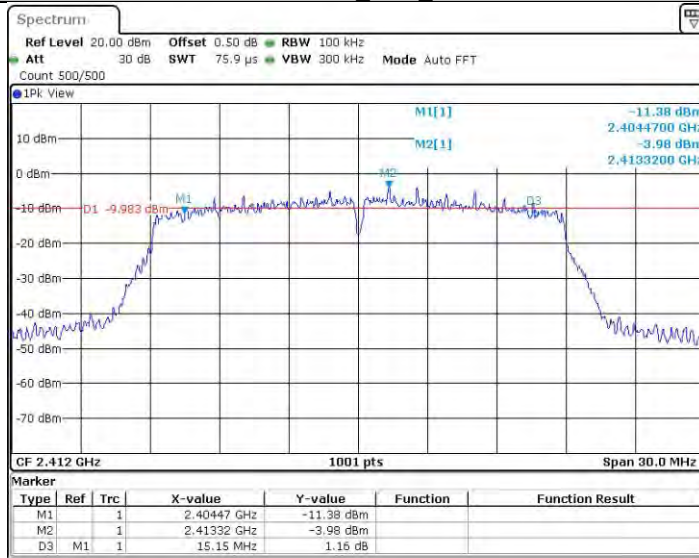
11G\_Ant1\_2462



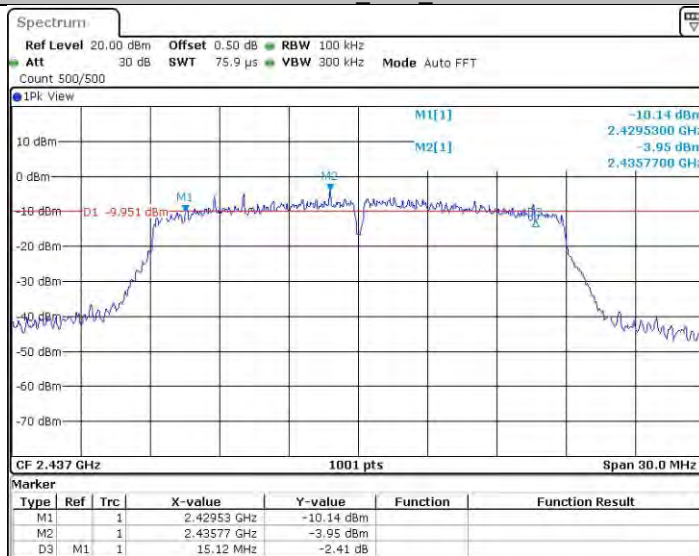
11G\_Ant2\_2462



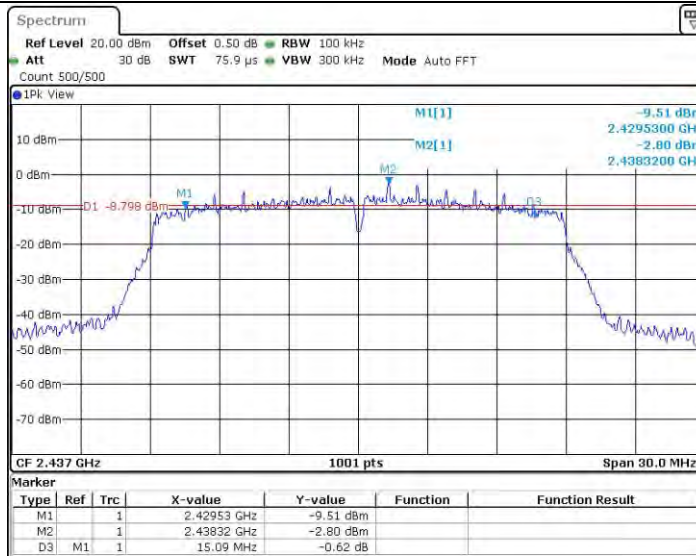
11N20SISO Ant1 2412



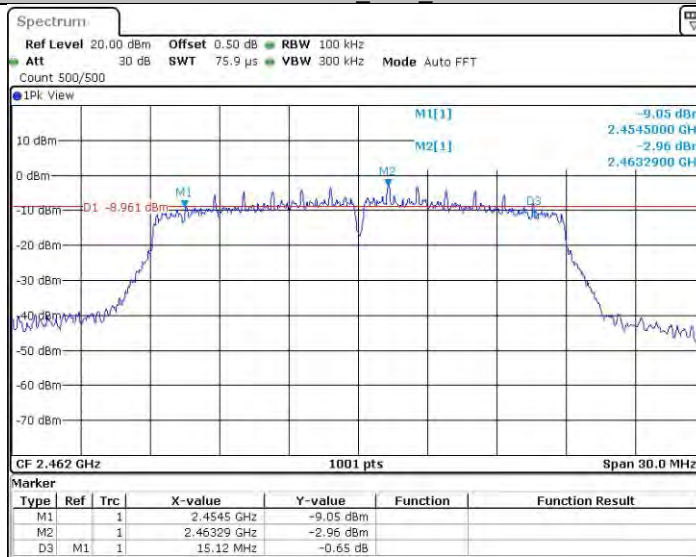
11N20SISO Ant2 2412



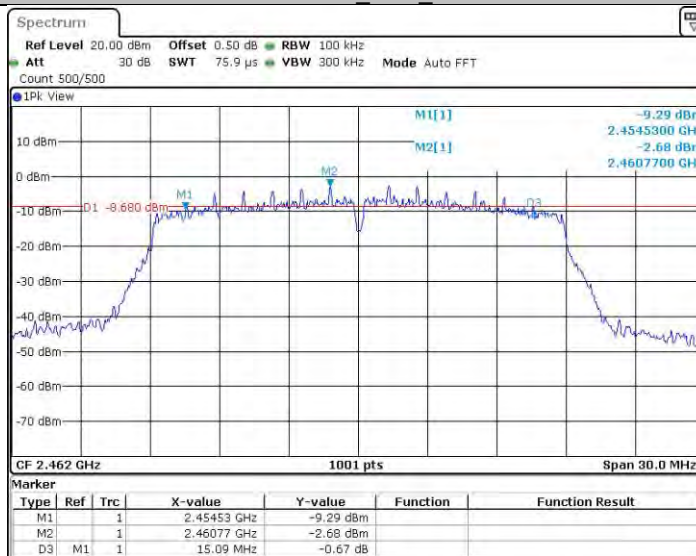
11N20SISO Ant1 2437



11N20SISO\_Ant2\_2437

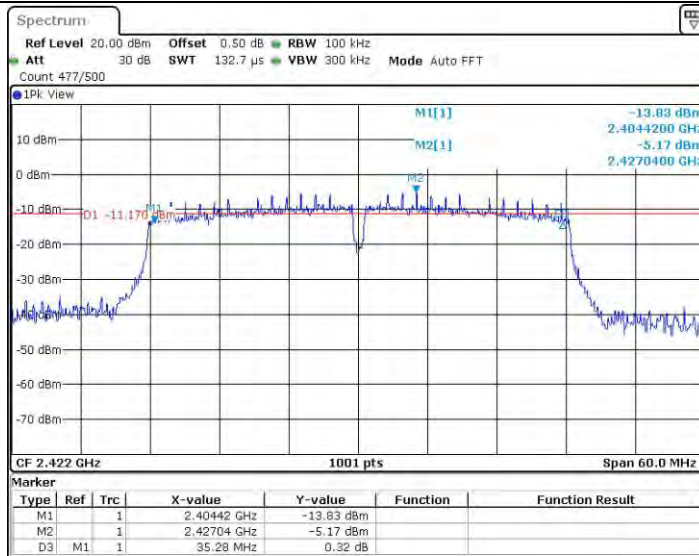


11N20SISO\_Ant1\_2462

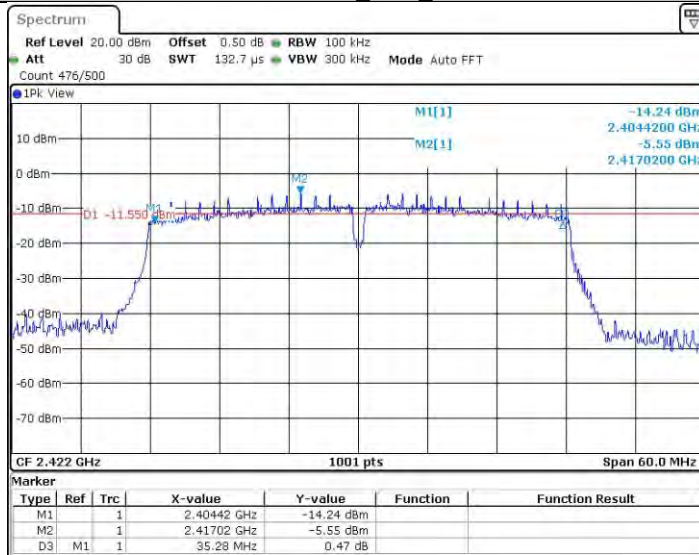


11N20SISO\_Ant2\_2462

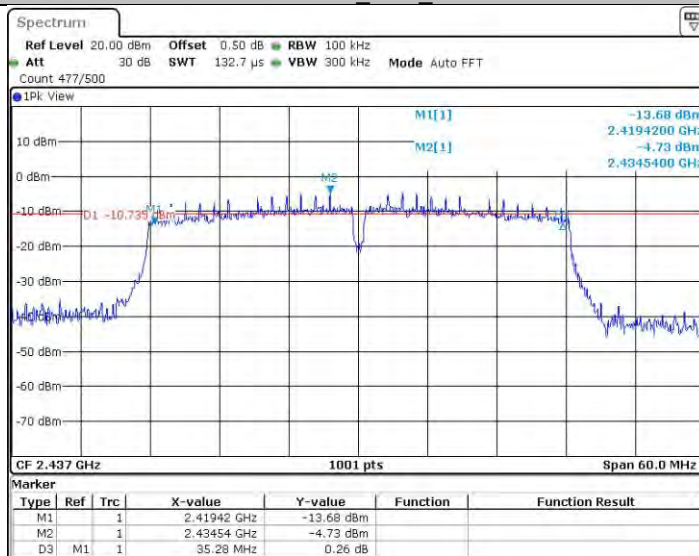




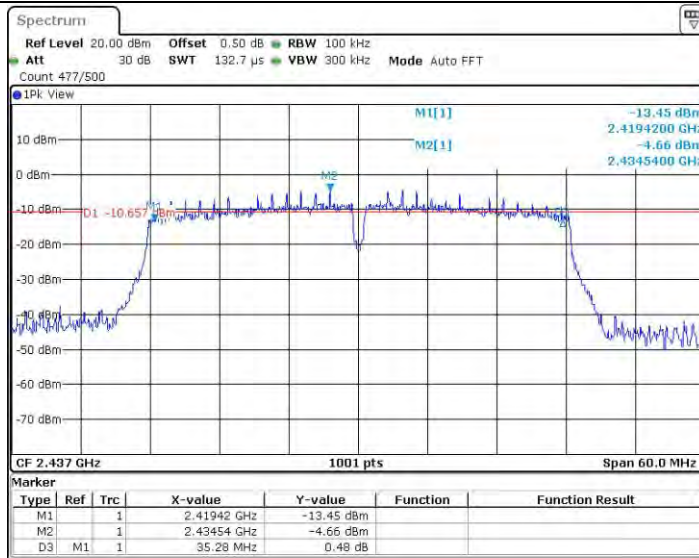
11N40SISO\_Ant1\_2422



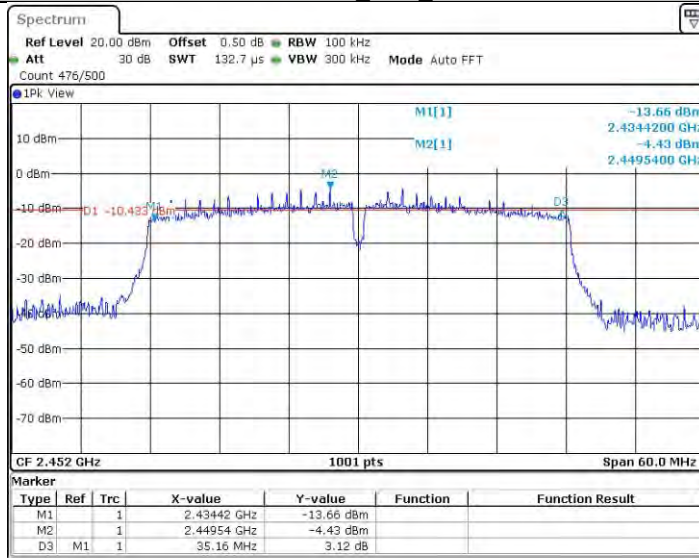
11N40SISO\_Ant2\_2422



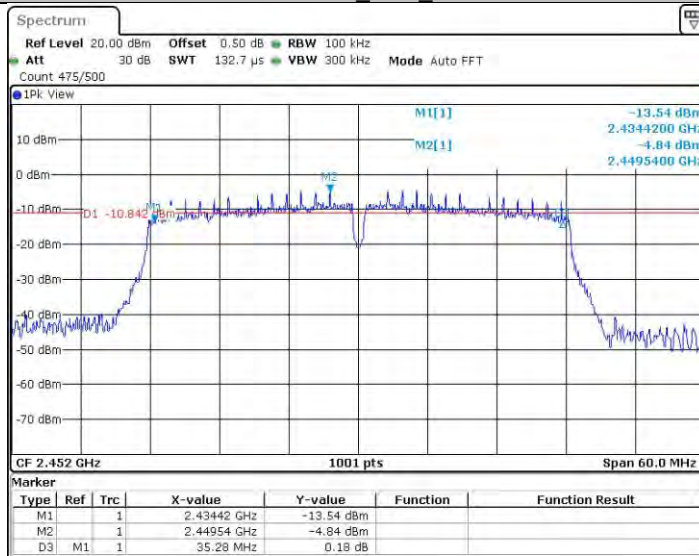
11N40SISO\_Ant1\_2437



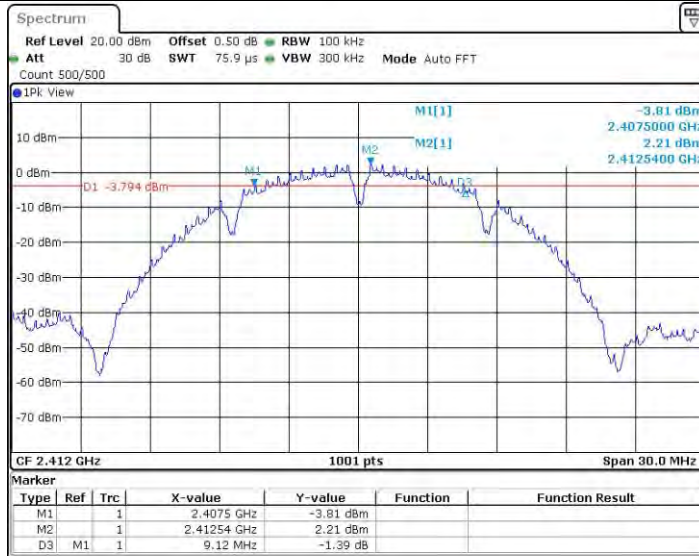
11N40SISO\_Ant2\_2437



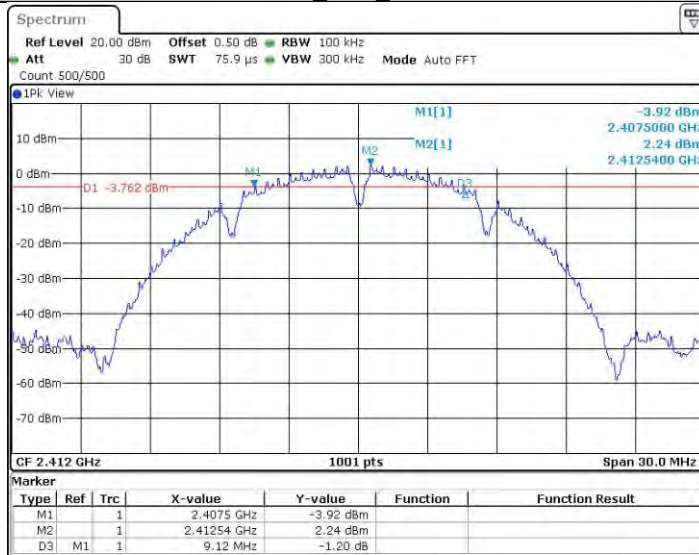
11N40SISO\_Ant1\_2452



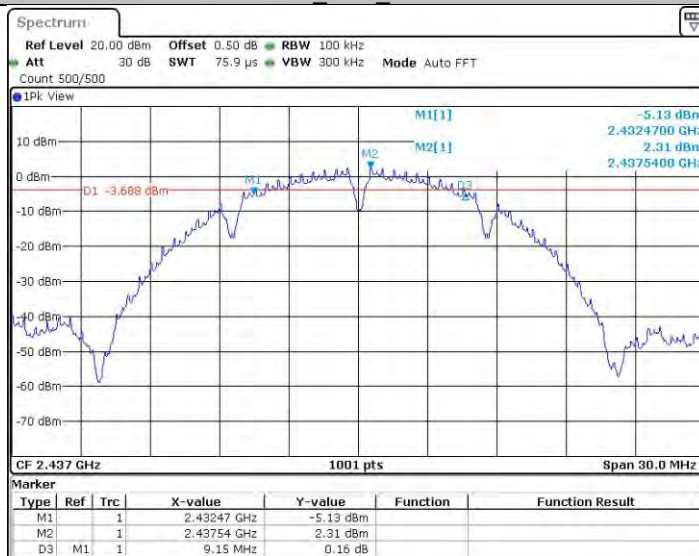
11N40SISO\_Ant2\_2452



11B\_Ant1\_2412

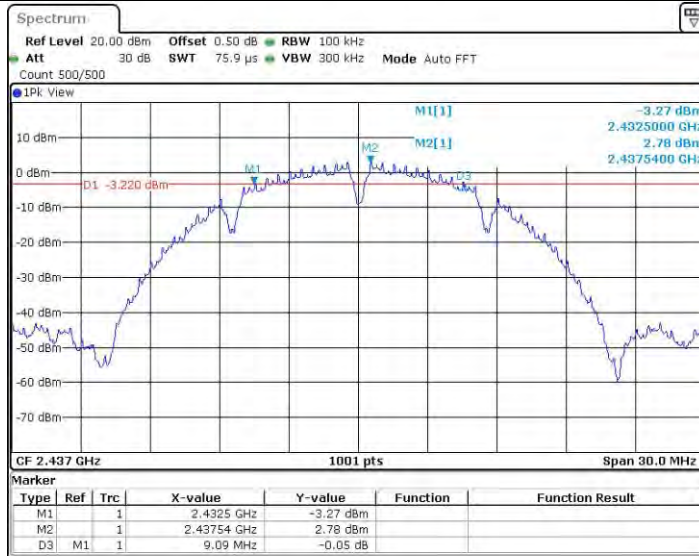


11B\_Ant2\_2412

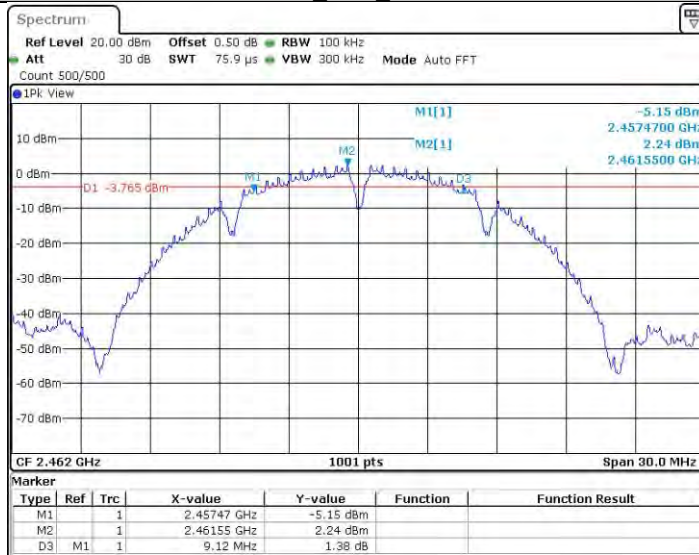


11B\_Ant1\_2437

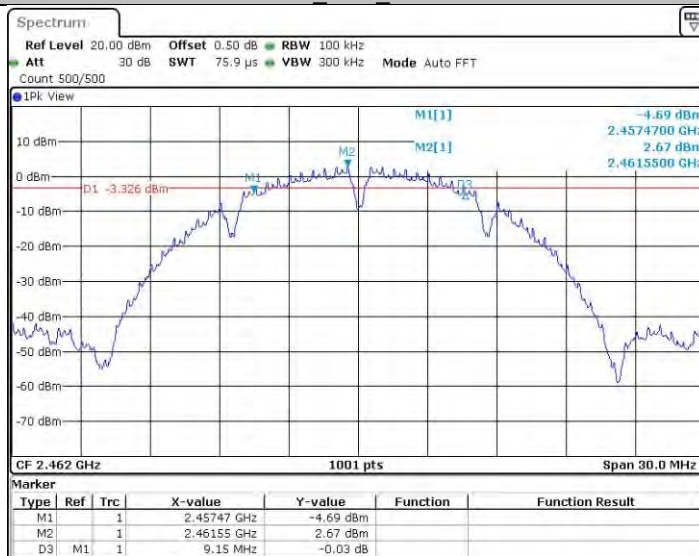




11B\_Ant2\_2437



11B\_Ant1\_2462

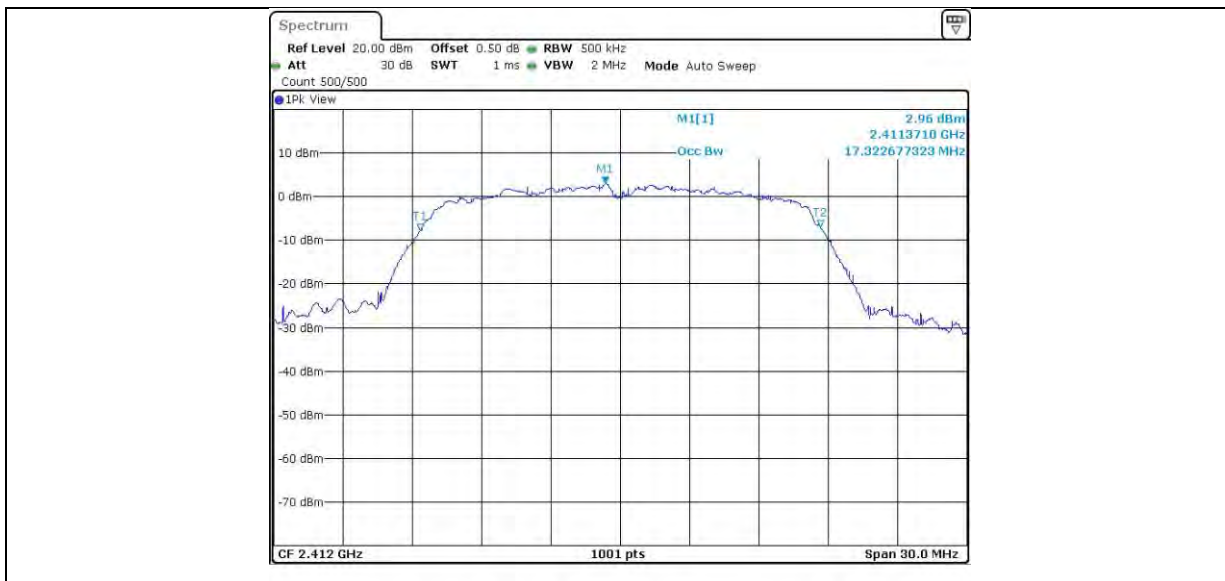


11B\_Ant2\_2462

### Appendix A2: 99%Occupied channel bandwidth Test Result

TestMode	Antenna	Channel	OCB [MHz]	FL[MHz]	FH[MHz]	Limit[MHz]	Verdict
11G	Ant1	2412	17.323	2403.339	2420.661	---	PASS
	Ant2	2412	17.233	2403.429	2420.661	---	PASS
	Ant1	2437	17.323	2428.369	2445.691	---	PASS
	Ant2	2437	17.263	2428.399	2445.661	---	PASS
	Ant1	2462	17.293	2453.369	2470.661	---	PASS
	Ant2	2462	17.263	2453.399	2470.661	---	PASS
11N20SISO	Ant1	2412	18.072	2403.009	2421.081	---	PASS
	Ant2	2412	18.012	2403.069	2421.081	---	PASS
	Ant1	2437	18.042	2428.009	2446.051	---	PASS
	Ant2	2437	17.952	2428.069	2446.021	---	PASS
	Ant1	2462	18.042	2453.009	2471.051	---	PASS
	Ant2	2462	17.982	2453.039	2471.021	---	PASS
11N40SISO	Ant1	2422	36.503	2403.838	2440.342	---	PASS
	Ant2	2422	36.324	2403.958	2440.282	---	PASS
	Ant1	2437	36.503	2418.838	2455.342	---	PASS
	Ant2	2437	36.384	2418.898	2455.282	---	PASS
	Ant1	2452	36.444	2433.838	2470.282	---	PASS
	Ant2	2452	36.384	2433.898	2470.282	---	PASS
11B	Ant1	2412	13.636	2405.227	2418.863	---	PASS
	Ant2	2412	13.427	2405.377	2418.803	---	PASS
	Ant1	2437	13.606	2430.257	2443.863	---	PASS
	Ant2	2437	13.457	2430.377	2443.833	---	PASS
	Ant1	2462	13.576	2455.257	2468.833	---	PASS
	Ant2	2462	13.457	2455.347	2468.803	---	PASS

## Test Graphs



11G Ant1\_2412



11G Ant2\_2412



11G Ant1\_2437







11N20SISO\_Ant1\_2412



11N20SISO\_Ant2\_2412



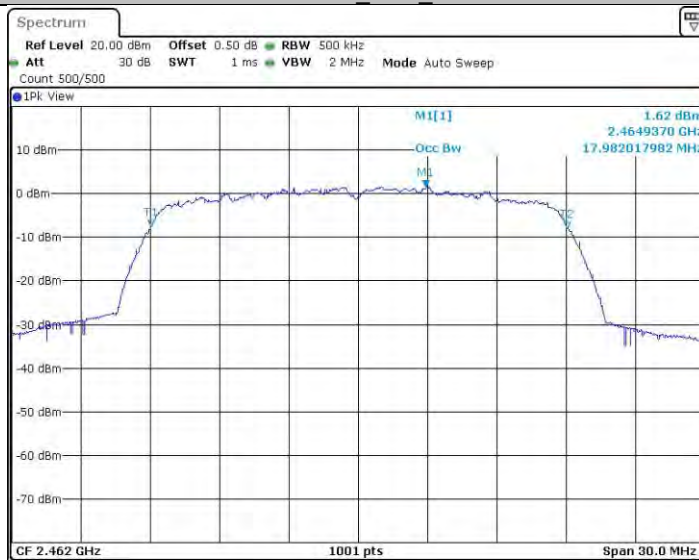
11N20SISO\_Ant1\_2437



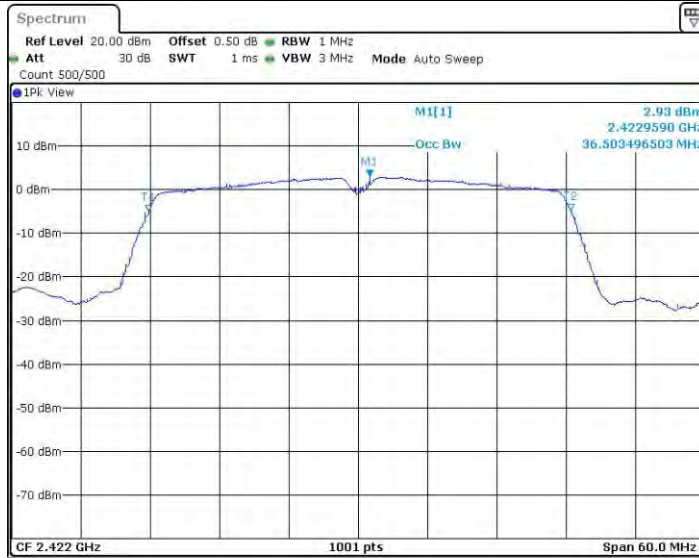
11N20SISO\_Ant2\_2437



11N20SISO\_Ant1\_2462



11N20SISO\_Ant2\_2462



11N40SISO Ant1 2422



11N40SISO Ant2 2422



11N40SISO Ant1 2437



11N40SISO\_Ant2\_2437



11N40SISO\_Ant1\_2452



11N40SISO\_Ant2\_2452







11B\_Ant2\_2437



11B\_Ant1\_2462



11B\_Ant2\_2462

## Appendix B: Conducted Average Power

### Test Result

#### SISO Mode

Model	Channel	Frequency (MHz)	Average Power (dBm) Ant 1	Limit (dBm)	Verdict
11b	1	2412	16.11	30	PASS
	6	2437	15.96	30	PASS
	11	2462	16.03	30	PASS
11g	1	2412	12.97	30	PASS
	6	2437	12.88	30	PASS
	11	2462	12.84	30	PASS
11n20	1	2412	11.53	30	PASS
	6	2437	11.30	30	PASS
	11	2462	11.35	30	PASS
11n40	3	2422	12.50	30	PASS
	6	2437	12.33	30	PASS
	9	2452	12.48	30	PASS

Model	Channel	Frequency (MHz)	Average Power (dBm) Ant 2	Limit (dBm)	Verdict
11b	1	2412	16.02	30	PASS
	6	2437	16.61	30	PASS
	11	2462	16.67	30	PASS
11g	1	2412	13.02	30	PASS
	6	2437	13.57	30	PASS
	11	2462	13.51	30	PASS
11n20	1	2412	11.18	30	PASS
	6	2437	11.83	30	PASS
	11	2462	12.01	30	PASS
11n40	3	2422	12.36	30	PASS
	6	2437	12.84	30	PASS
	9	2452	12.84	30	PASS

**MIMO Mode**

Mode	Channel	Frequency (MHz)	Average Power (dBm)		Total Average Power (dBm)	Power Limit (dBm)	Verdict
			Ant 1	Ant 2			
11n20	1	2412	11.32	11.23	14.29	29.9	PASS
	6	2437	11.51	11.41	14.47	29.9	PASS
	11	2462	11.21	11.65	14.46	29.9	PASS
11n40	3	2422	12.52	12.83	15.46	29.9	PASS
	6	2437	12.35	12.87	15.63	29.9	PASS
	9	2452	12.45	12.88	15.68	29.9	PASS



## Appendix B: MAX EIRP

### Test Result

#### SISO Mode

Test Mode	Chanel	Frequency (MHz)	Average Power (dBm) (Ant1)	Gain (dBi)	E.I.R.P. (dBm)	Limit	Verdict
11b	1	2412	16.11	3.1	19.21	36	PASS
	6	2437	15.96	3.1	19.06	36	PASS
	11	2462	16.03	3.1	19.13	36	PASS
11g	1	2412	12.97	3.1	16.07	36	PASS
	6	2437	12.88	3.1	15.98	36	PASS
	11	2462	12.84	3.1	15.94	36	PASS
11n20	1	2412	11.53	3.1	14.63	36	PASS
	6	2437	11.30	3.1	14.40	36	PASS
	11	2462	11.35	3.1	14.45	36	PASS
11n40	3	2422	12.50	3.1	15.60	36	PASS
	6	2437	12.33	3.1	15.43	36	PASS
	9	2452	12.48	3.1	15.58	36	PASS

Test Mode	Chanel	Frequency (MHz)	Average Power (dBm) (Ant2)	Gain (dBi)	E.I.R.P. (dBm)	Limit	Verdict
11b	1	2412	16.02	3.1	19.12	36	PASS
	6	2437	16.61	3.1	19.71	36	PASS
	11	2462	16.67	3.1	19.77	36	PASS
11g	1	2412	13.02	3.1	16.12	36	PASS
	6	2437	13.57	3.1	16.67	36	PASS
	11	2462	13.51	3.1	16.61	36	PASS
11n20	1	2412	11.18	3.1	14.28	36	PASS
	6	2437	11.83	3.1	14.93	36	PASS
	11	2462	12.01	3.1	15.11	36	PASS
11n40	3	2422	12.36	3.1	15.46	36	PASS
	6	2437	12.84	3.1	15.94	36	PASS
	9	2452	12.84	3.1	15.94	36	PASS

**MIMO Mode**

Test Mode	Antenna	Frequency (MHz)	Average Power (dBm)	Gain (dBi)	E.I.R.P. (dBm)	Limit	Verdict
11n20	Ant1	2412	11.32	--	--	--	--
	Ant2	2412	11.23	--	--	--	--
	total	2412	14.29	6.1	20.39	36	PASS
	Ant1	2437	11.51	--	--	--	--
	Ant2	2437	11.41	--	--	--	--
	total	2437	14.47	6.1	20.57	36	PASS
	Ant1	2462	11.21	--	--	--	--
	Ant2	2462	11.65	--	--	--	--
	total	2462	14.46	6.1	20.56	36	PASS
11n40	Ant1	2422	12.52	--	--	--	--
	Ant2	2422	12.83	--	--	--	--
	total	2422	15.46	6.1	21.56	36	PASS
	Ant1	2437	12.35	--	--	--	--
	Ant2	2437	12.87	--	--	--	--
	total	2437	15.63	6.1	21.73	36	PASS
	Ant1	2452	12.45	--	--	--	--
	Ant2	2452	12.88	--	--	--	--
	total	2452	15.68	6.1	21.78	36	PASS

## Appendix C: Maximum power spectral density

### Test Result

TestMode	Antenna	Channel	Result	Limit	Verdict
11G	Ant1	2412	-15.31	<=8	PASS
	Ant2	2412	-15.66	<=8	PASS
	Ant1	2437	-15.42	<=8	PASS
	Ant2	2437	-15.34	<=8	PASS
	Ant1	2462	-15.83	<=8	PASS
	Ant2	2462	-15.86	<=8	PASS
11N20SISO	Ant1	2412	-18.32	<=8	PASS
	Ant2	2412	-16.38	<=8	PASS
	Ant1	2437	-18.24	<=8	PASS
	Ant2	2437	-16.19	<=8	PASS
	Ant1	2462	-17.14	<=8	PASS
	Ant2	2462	-16.28	<=8	PASS
11N40SISO	Ant1	2422	-27.75	<=8	PASS
	Ant2	2422	-28.46	<=8	PASS
	Ant1	2437	-28	<=8	PASS
	Ant2	2437	-27.17	<=8	PASS
	Ant1	2452	-27.37	<=8	PASS
	Ant2	2452	-27.59	<=8	PASS
11B	Ant1	2412	1.17	<=8	PASS
	Ant2	2412	1.21	<=8	PASS
	Ant1	2437	1.27	<=8	PASS
	Ant2	2437	1.8	<=8	PASS
	Ant1	2462	1.29	<=8	PASS
	Ant2	2462	2.01	<=8	PASS
11N20MIMO	Ant1	2412	-24.36	<=8	PASS
	Ant2	2412	-22.92	<=8	PASS
	total	2412	-20.57	<=8	PASS
	Ant1	2437	-24.71	<=8	PASS
	Ant2	2437	-22.82	<=8	PASS
	total	2437	-20.65	<=8	PASS
	Ant1	2462	-23.72	<=8	PASS
	Ant2	2462	-22.97	<=8	PASS
	total	2462	-20.32	<=8	PASS
11N40MIMO	Ant1	2422	-28.11	<=8	PASS
	Ant2	2422	-28.32	<=8	PASS
	total	2422	-25.20	<=8	PASS



Total Quality. Assured.

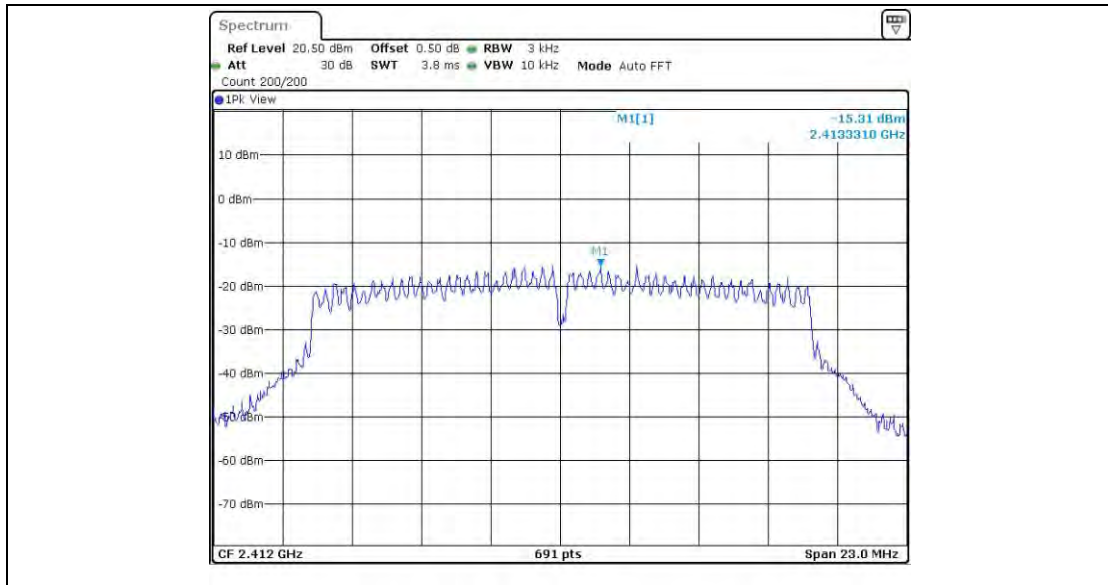
Appendix of 210727070SZN-003

	Ant1	2437	-28.15	<=8	PASS
	Ant2	2437	-27.38	<=8	PASS
	total	2437	-24.74	<=8	PASS
	Ant1	2452	-27.89	<=8	PASS
	Ant2	2452	-27.06	<=8	PASS
	total	2452	-24.44	<=8	PASS

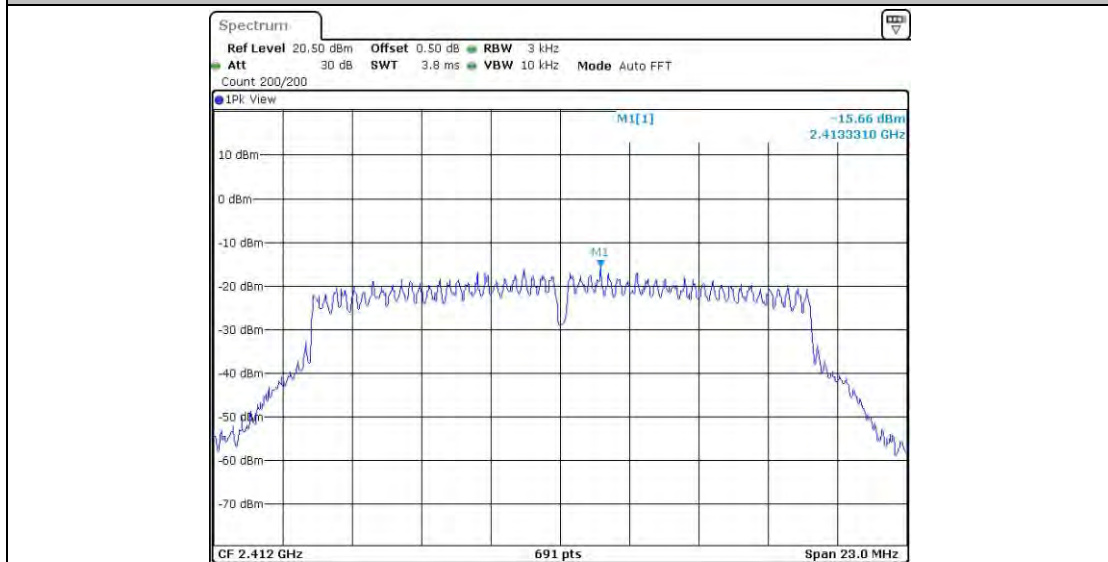
Note: The Duty Cycle Factor is compensated in the graph.



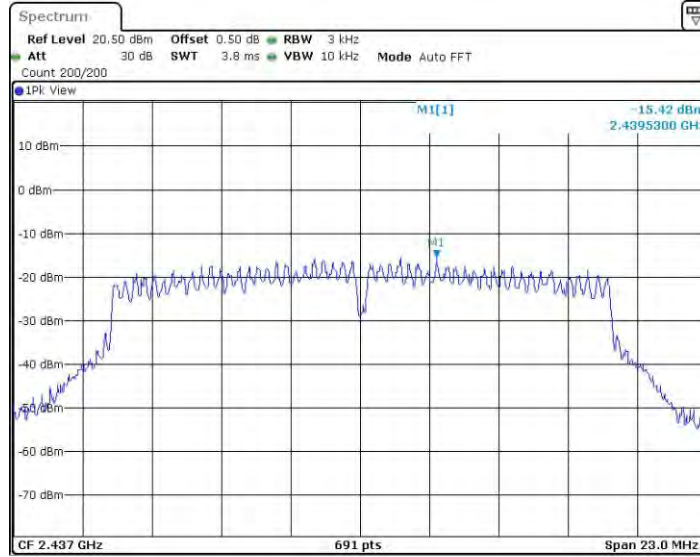
## Test Graphs



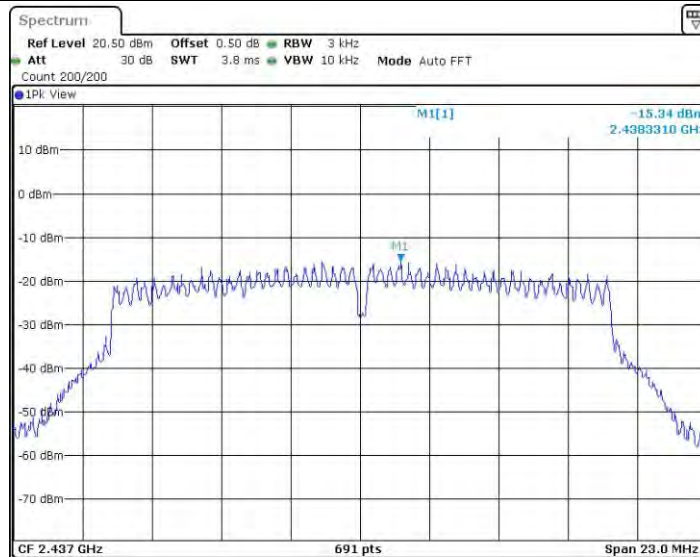
11G\_Ant1\_2412



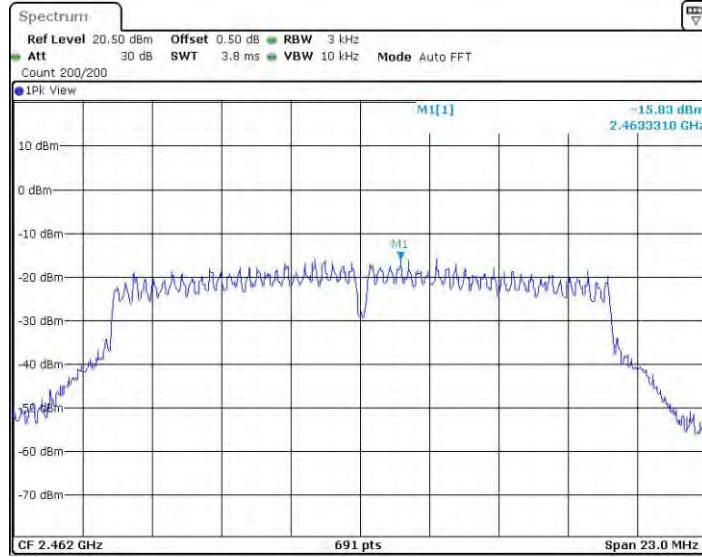
11G\_Ant2\_2412



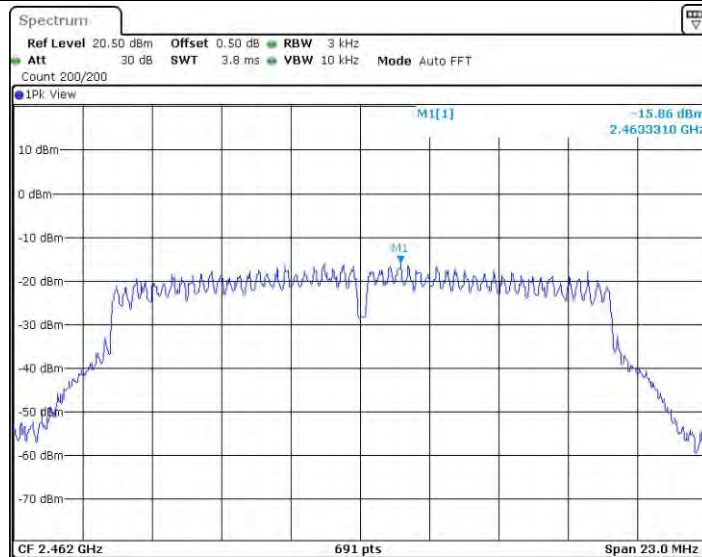
11G\_Ant1\_2437



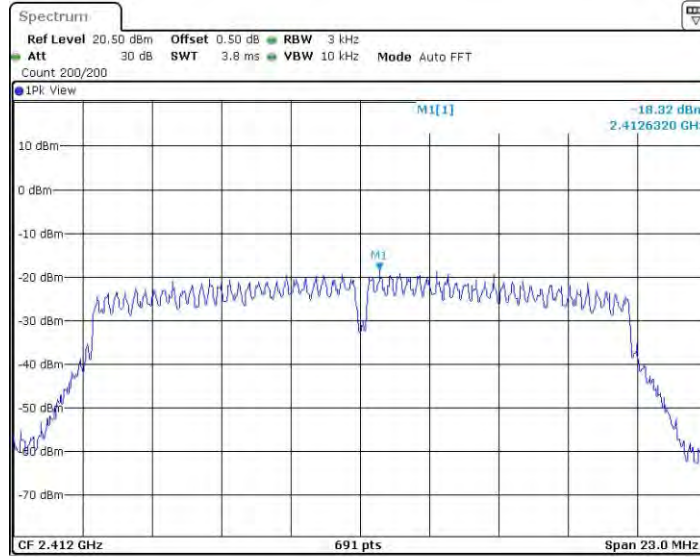
11G\_Ant2\_2437



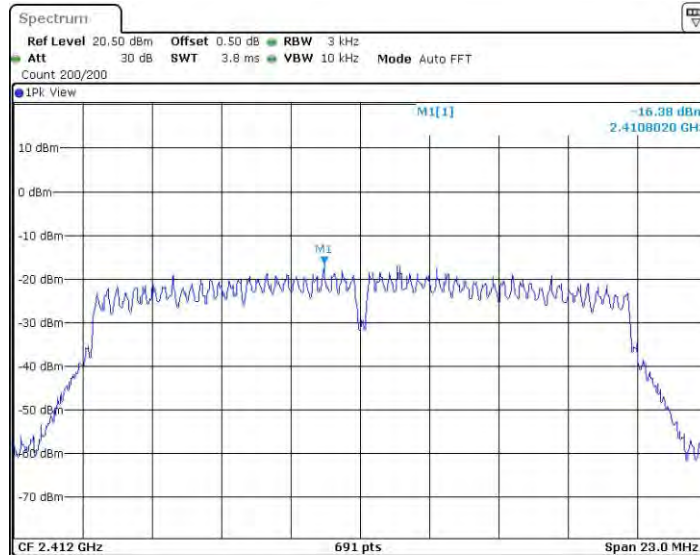
11G\_Ant1\_2462



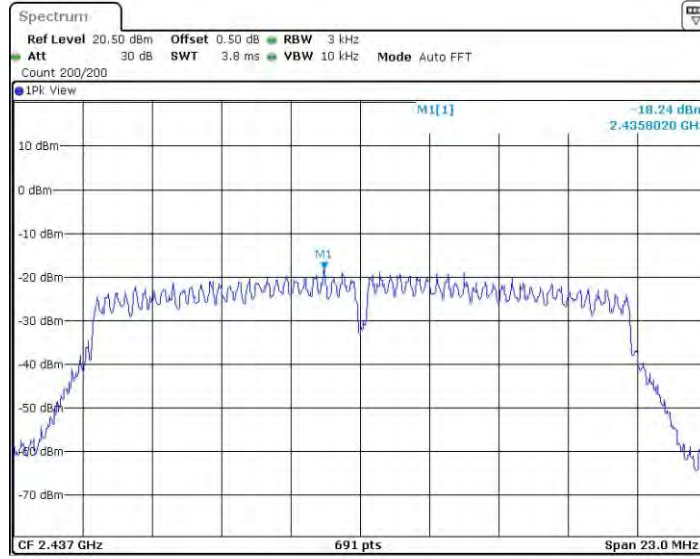
11G\_Ant2\_2462



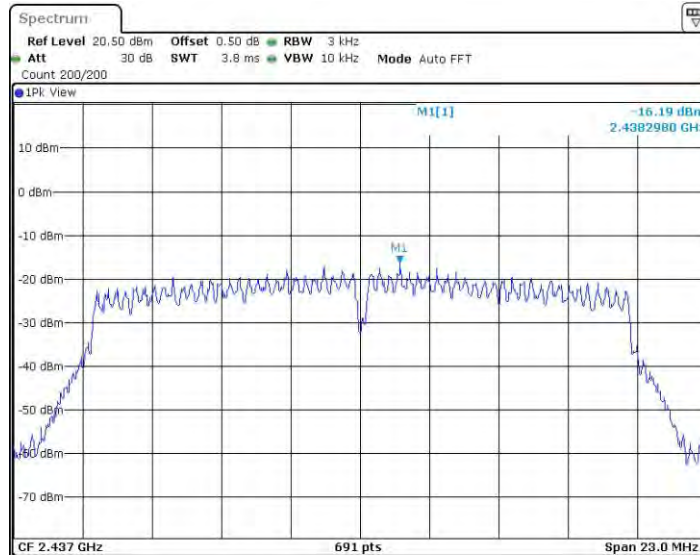
11N20SISO\_Ant1\_2412



11N20SISO\_Ant2\_2412

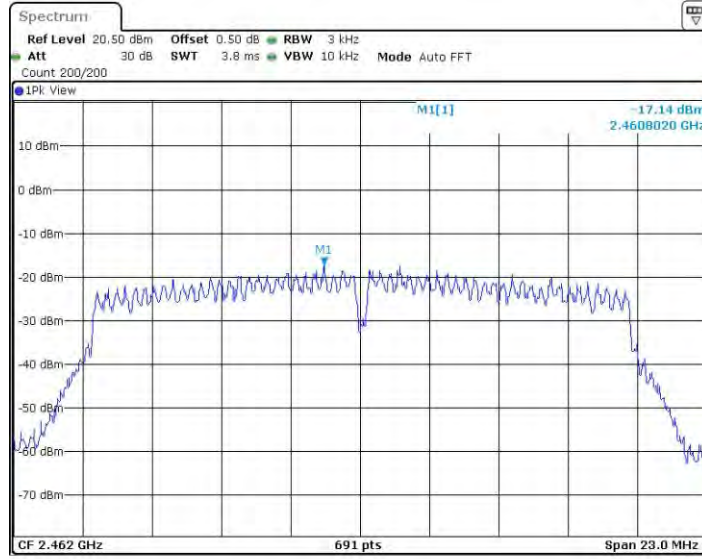


11N20SISO\_Ant1\_2437

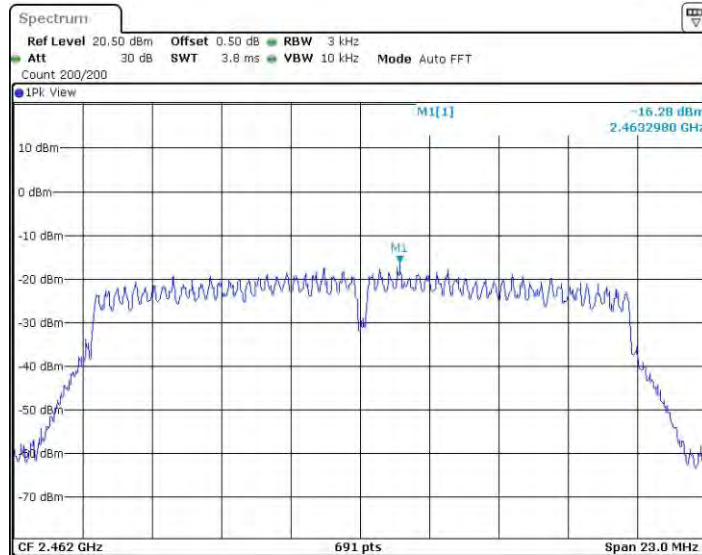


11N20SISO\_Ant2\_2437

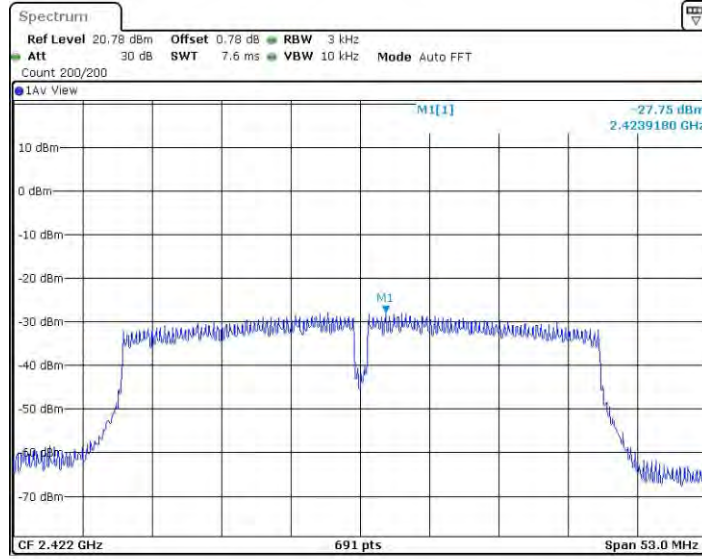




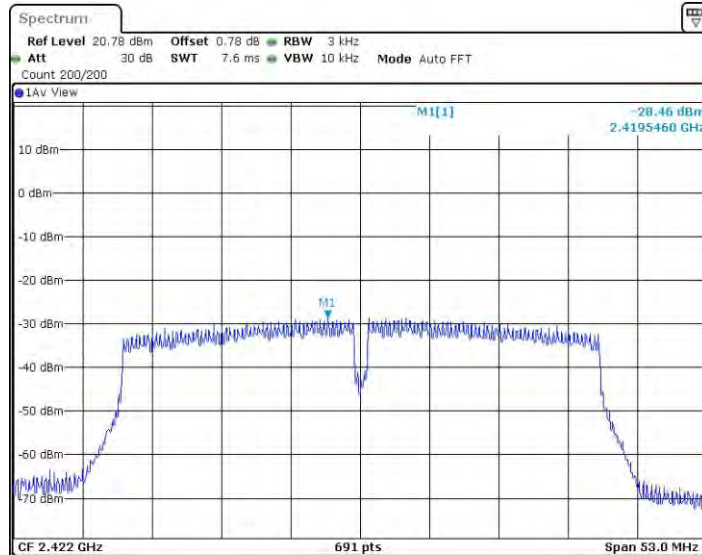
11N20SISO\_Ant1\_2462



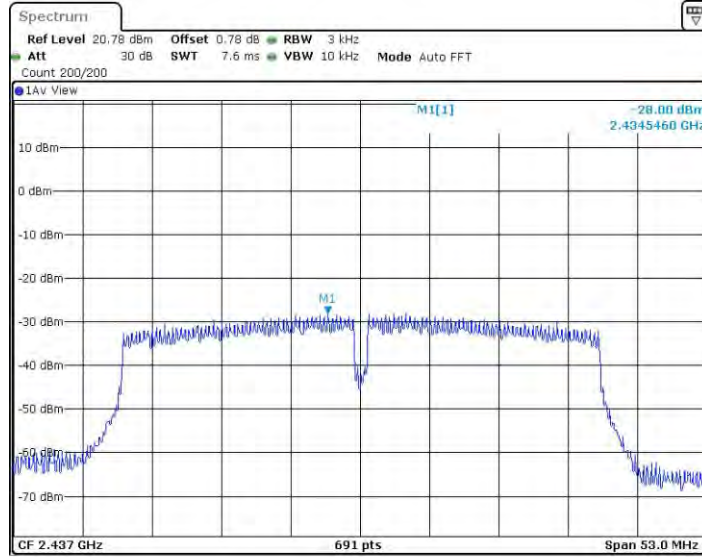
11N20SISO\_Ant2\_2462



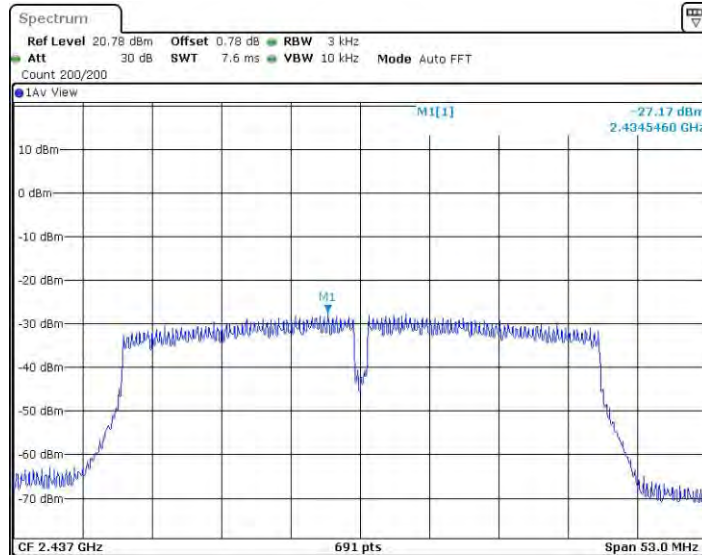
11N40SISO\_Ant1\_2422



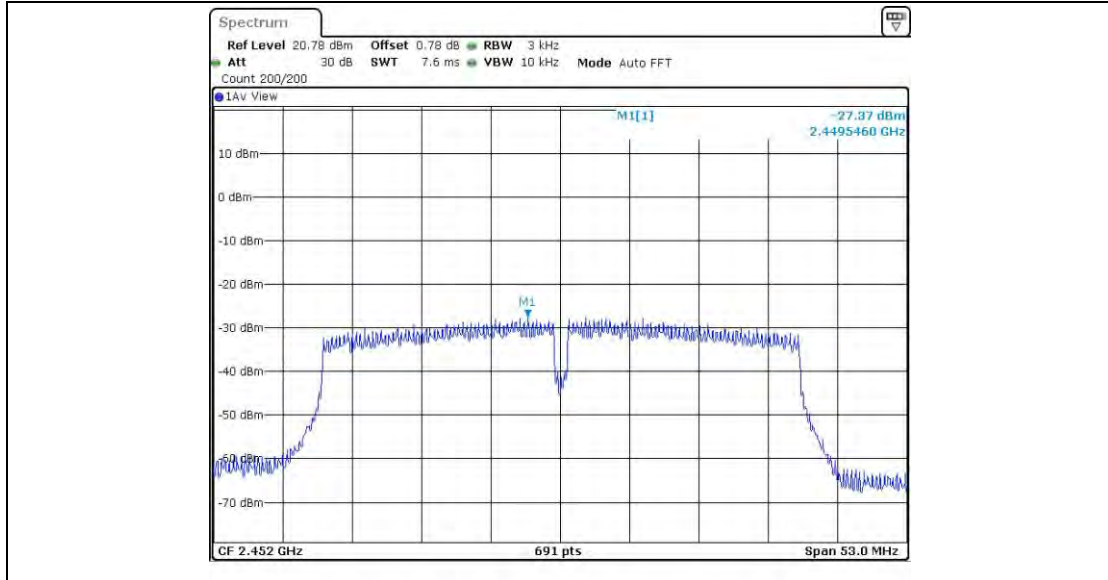
11N40SISO\_Ant2\_2422



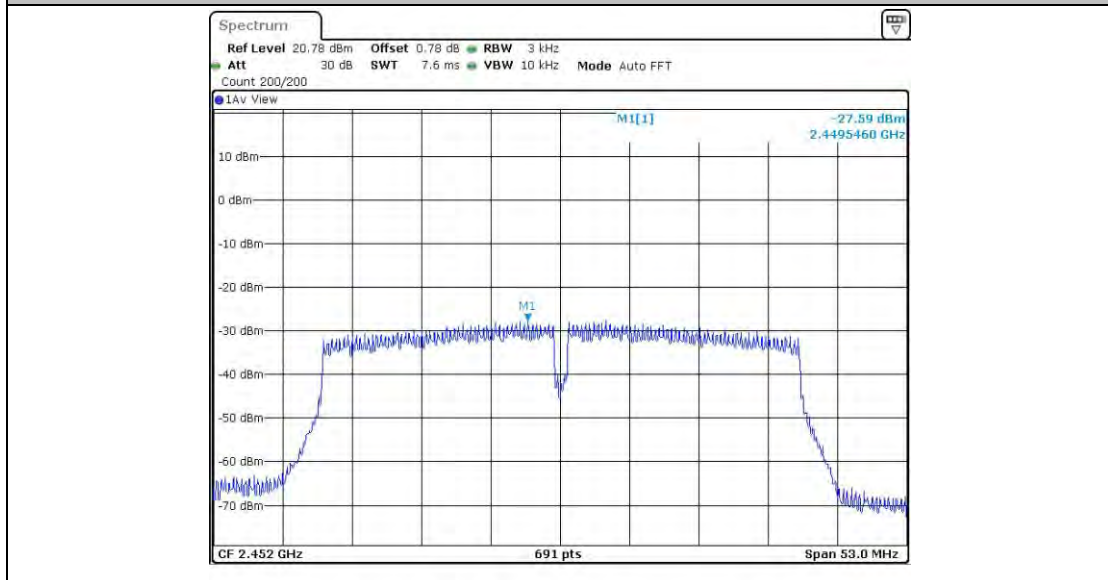
11N40SISO\_Ant1\_2437



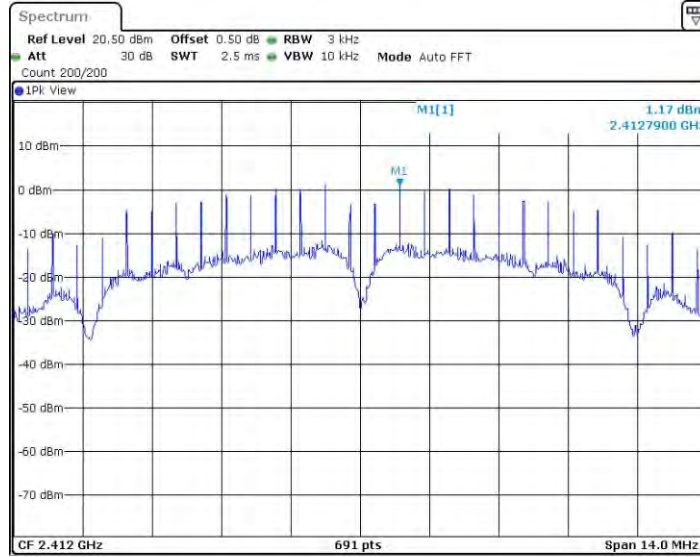
11N40SISO\_Ant2\_2437



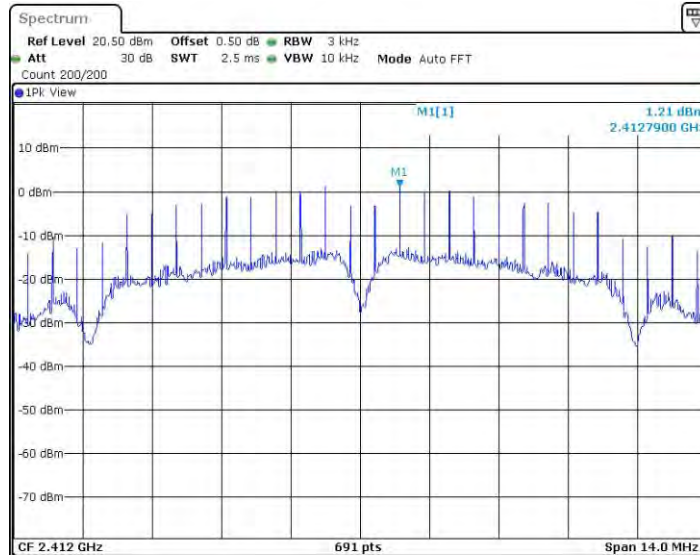
11N40SISO\_Ant1\_2452



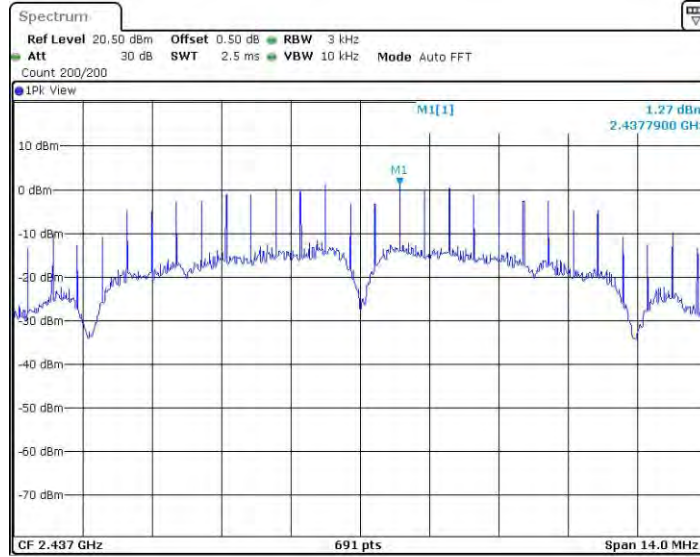
11N40SISO\_Ant2\_2452



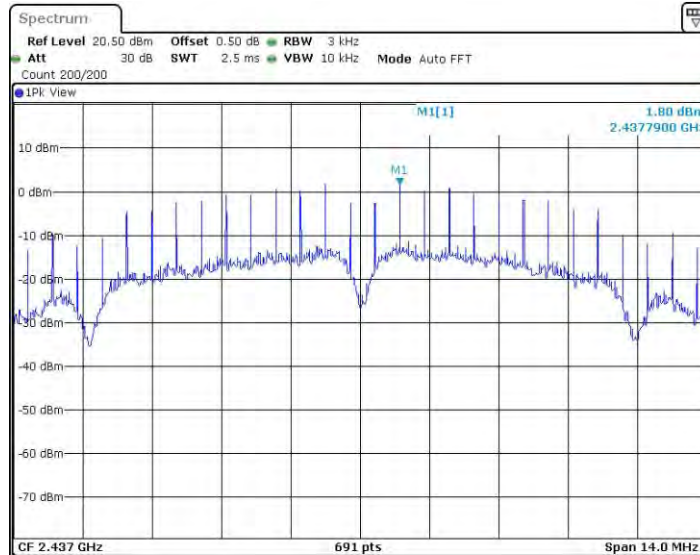
11B\_Ant1\_2412



11B\_Ant2\_2412

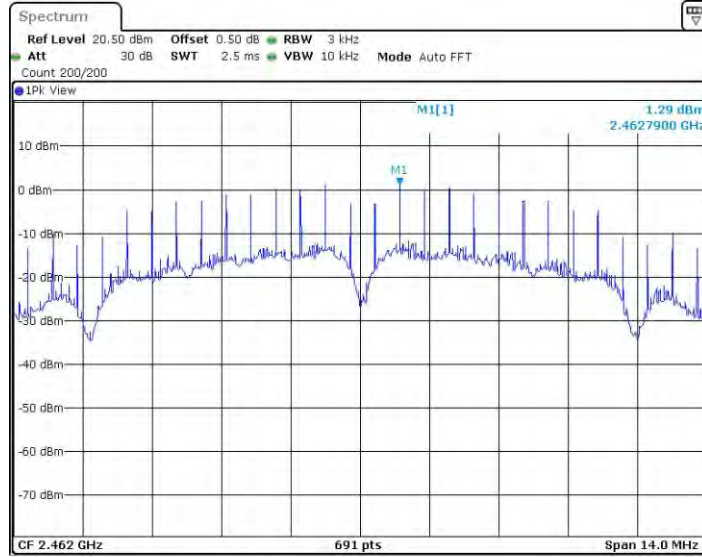


11B\_Ant1\_2437

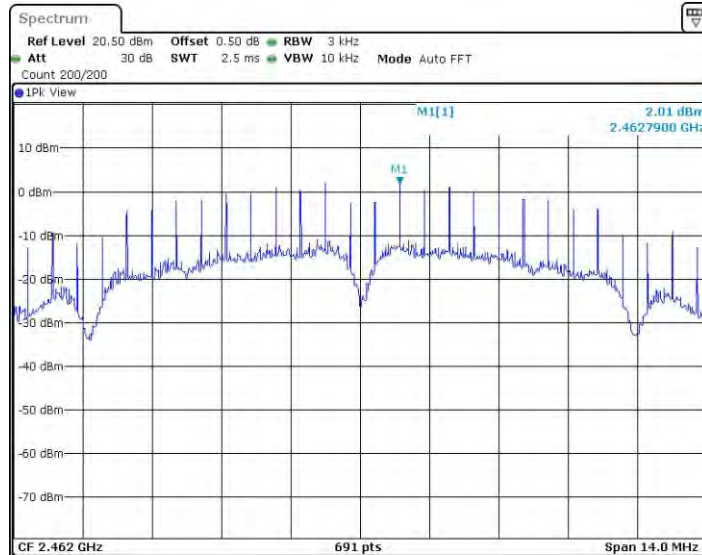


11B\_Ant2\_2437

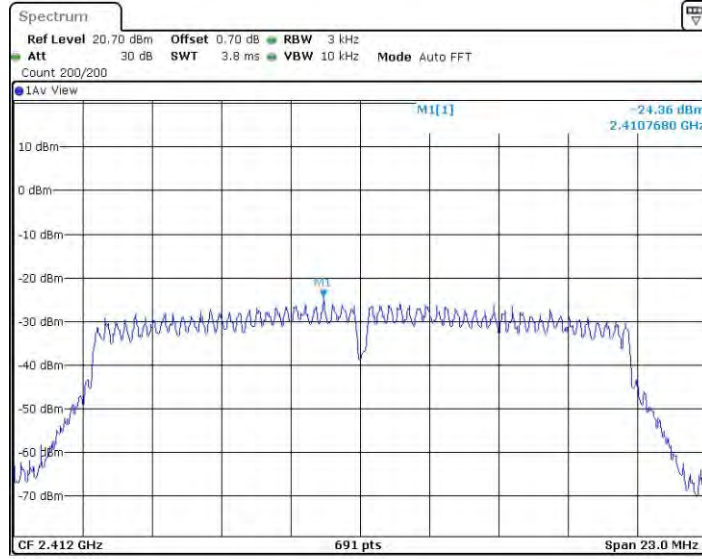




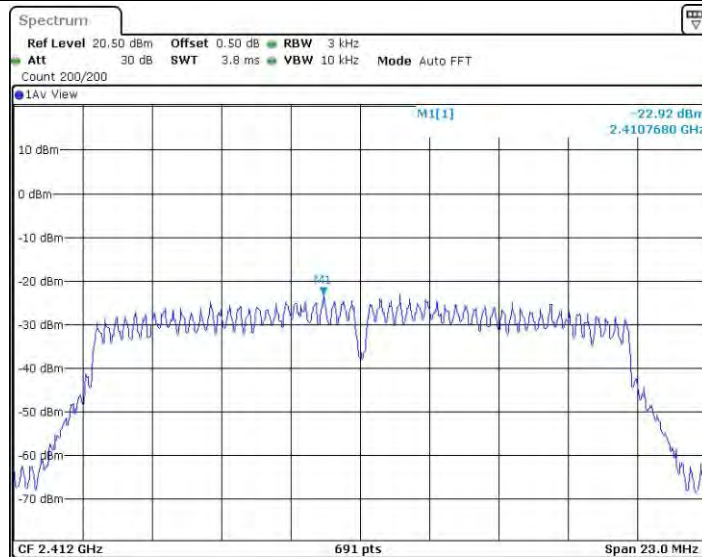
11B\_Ant1\_2462



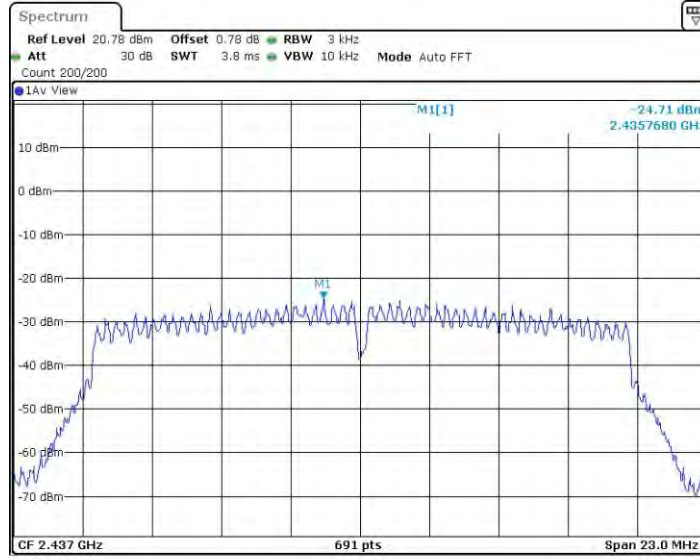
11B\_Ant2\_2462



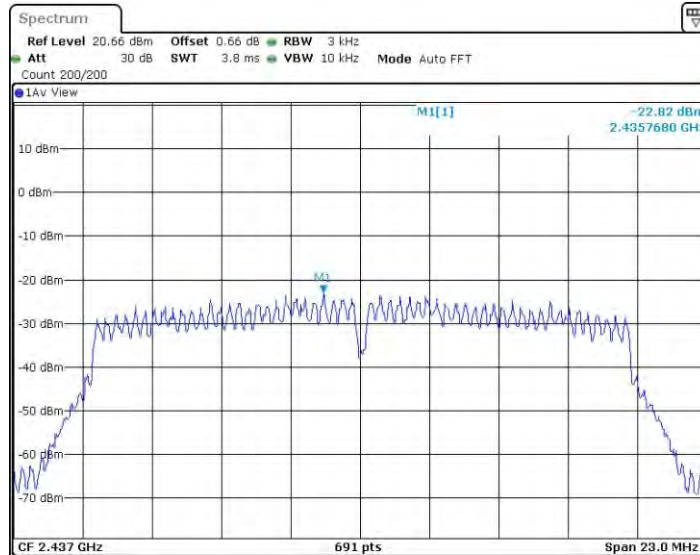
11N20MIMO\_Ant1\_2412



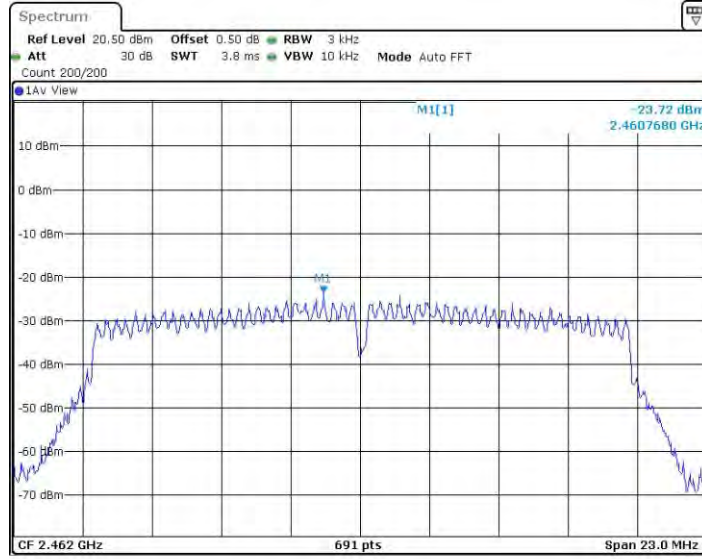
11N20MIMO\_Ant2\_2412



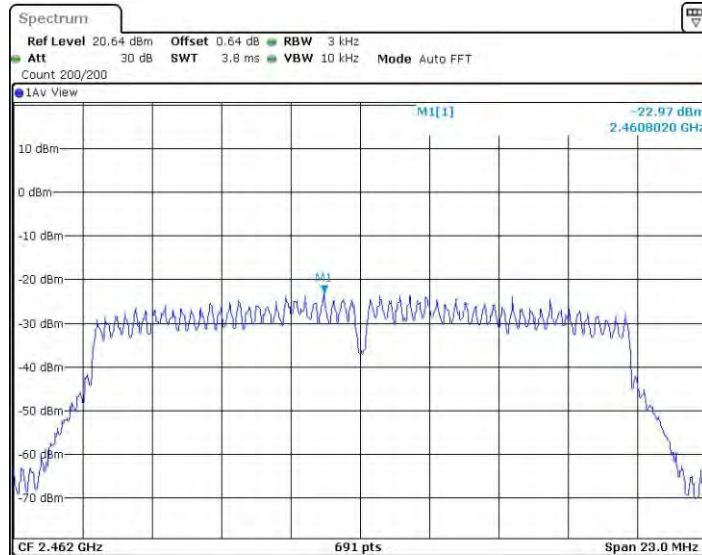
11N20MIMO\_Ant1\_2437



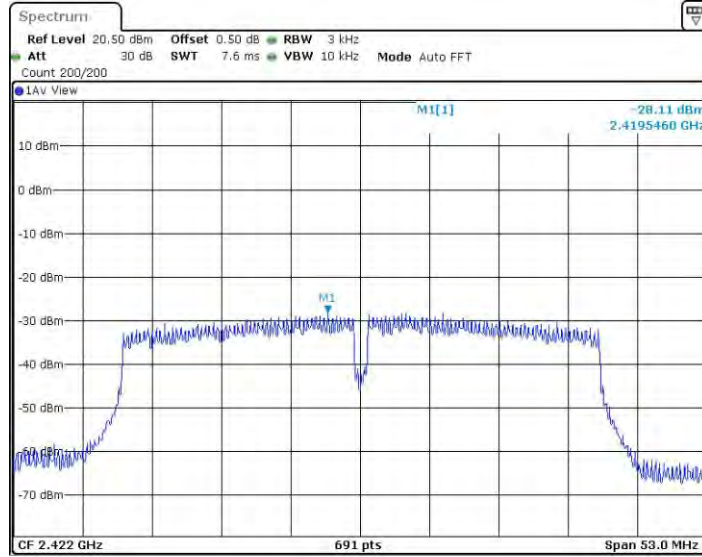
11N20MIMO\_Ant2\_2437



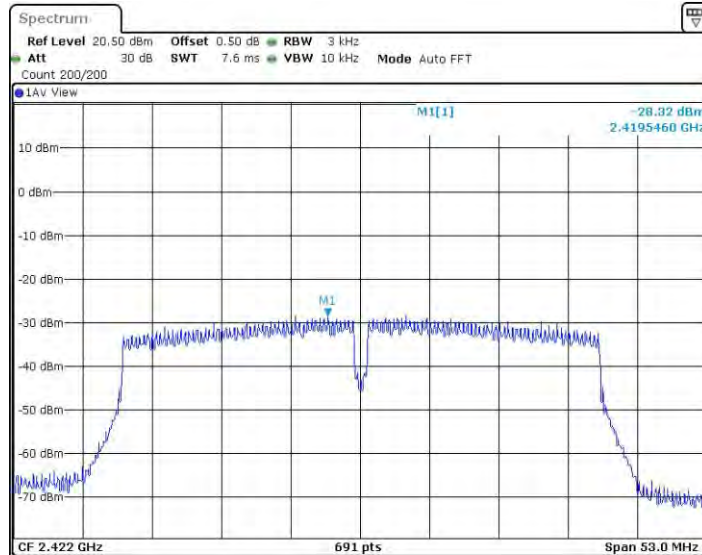
11N20MIMO\_Ant1\_2462



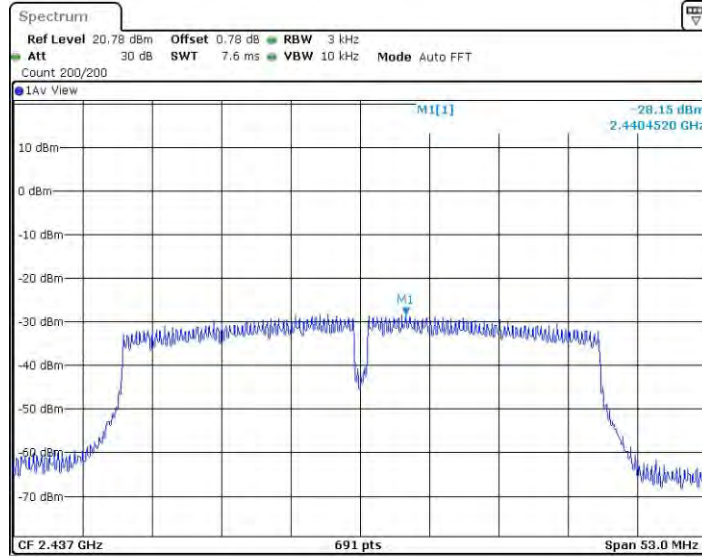
11N20MIMO\_Ant2\_2462



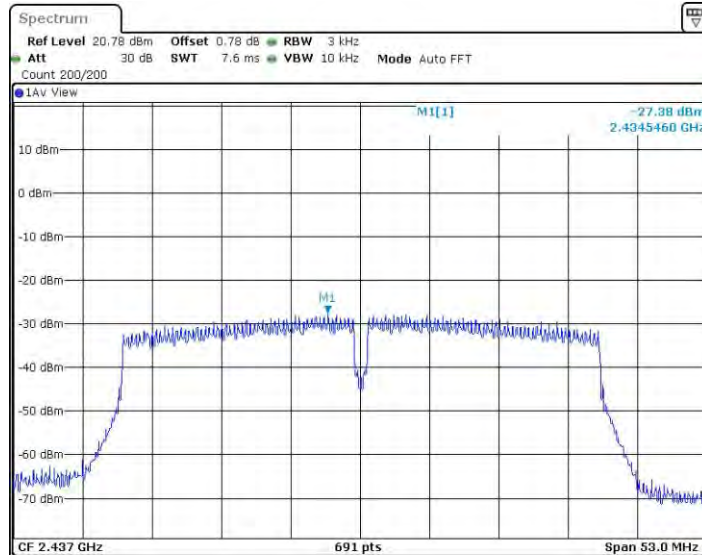
11N40MIMO\_Ant1\_2422



11N40MIMO\_Ant2\_2422

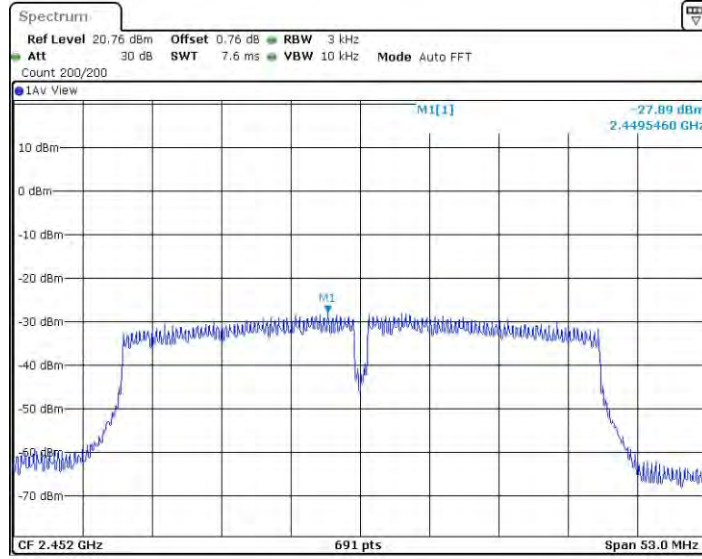


11N40MIMO\_Ant1\_2437

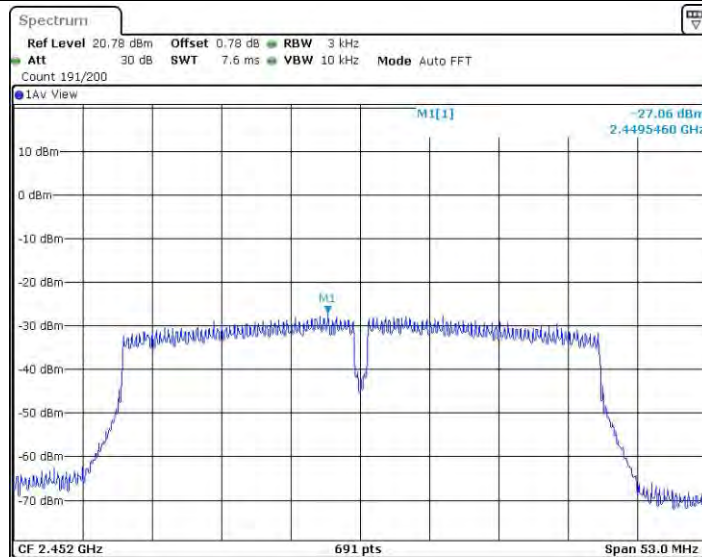


11N40MIMO\_Ant2\_2437





11N40MIMO\_Ant1\_2452



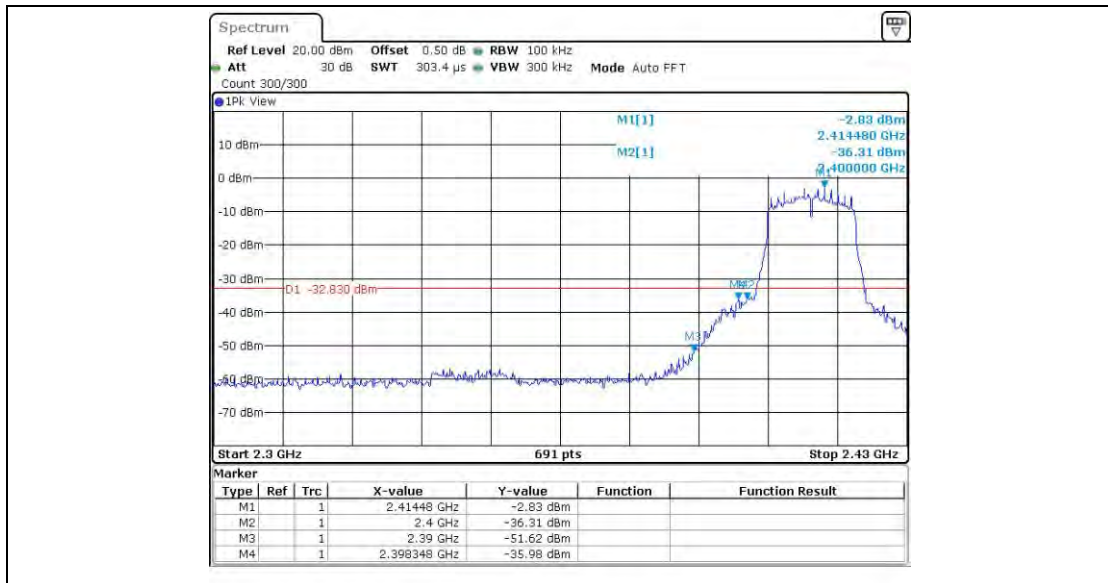
11N40MIMO\_Ant2\_2452

## Appendix D: Band edge measurements

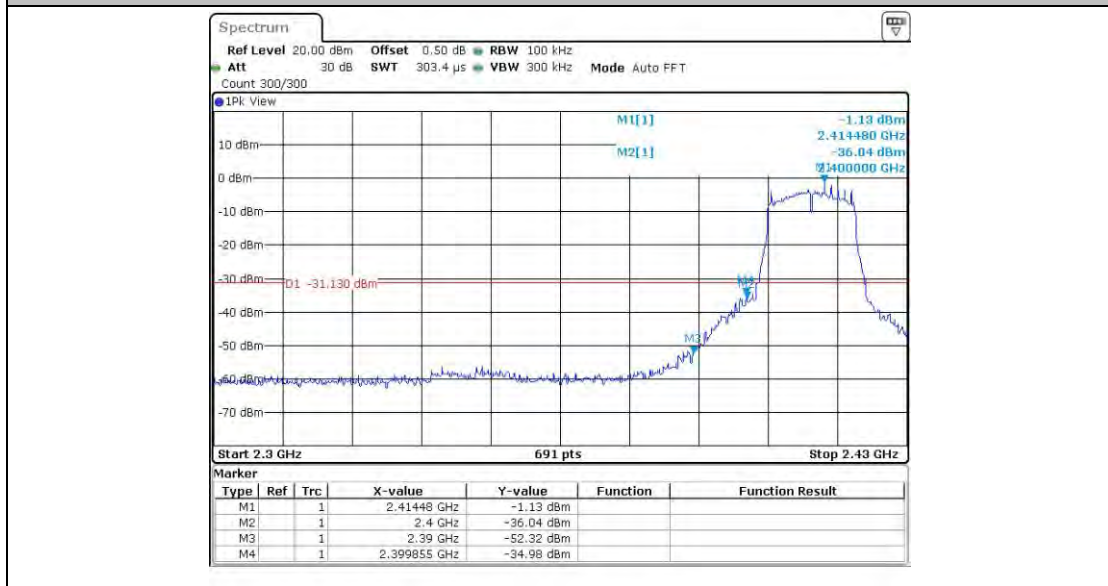
### Test Result

TestMode	Antenna	ChName	Channel	Result	Limit	Verdict
11G	Ant1	Low	2412	-35.98	<=-32.83	PASS
	Ant2	Low	2412	-34.98	<=-31.13	PASS
	Ant1	High	2462	-53.33	<=-31.89	PASS
	Ant2	High	2462	-50.49	<=-30.68	PASS
11N20SISO	Ant1	Low	2412	-40.25	<=-34.82	PASS
	Ant2	Low	2412	-40.46	<=-32.77	PASS
	Ant1	High	2462	-54.94	<=-34.05	PASS
	Ant2	High	2462	-51.33	<=-31.52	PASS
11N40SISO	Ant1	Low	2422	-39.33	<=-37.02	PASS
	Ant2	Low	2422	-39.3	<=-35.7	PASS
	Ant1	High	2452	-41.55	<=-35.44	PASS
	Ant2	High	2452	-42.18	<=-33.91	PASS
11B	Ant1	Low	2412	-41.57	<=-28.4	PASS
	Ant2	Low	2412	-42.18	<=-26.99	PASS
	Ant1	High	2462	-58.43	<=-27.81	PASS
	Ant2	High	2462	-56.21	<=-26.79	PASS

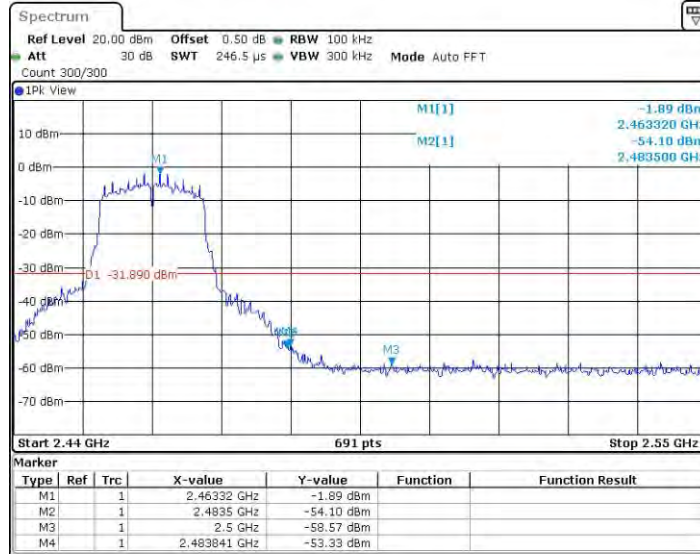
## Test Graphs



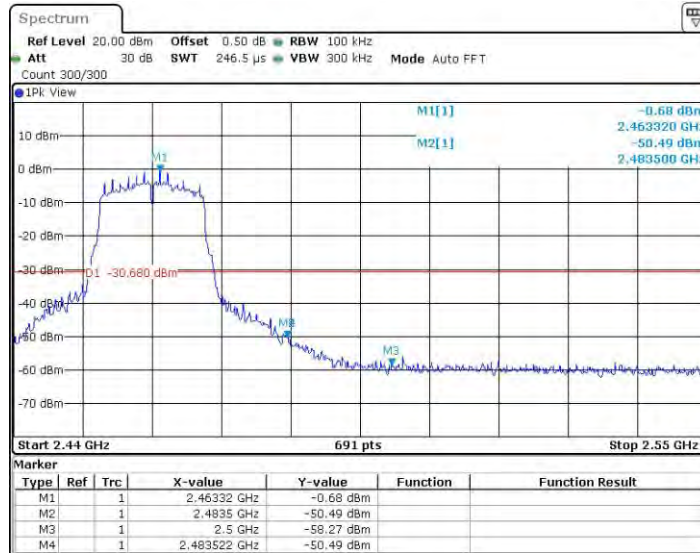
11G\_Ant1\_Low\_2412



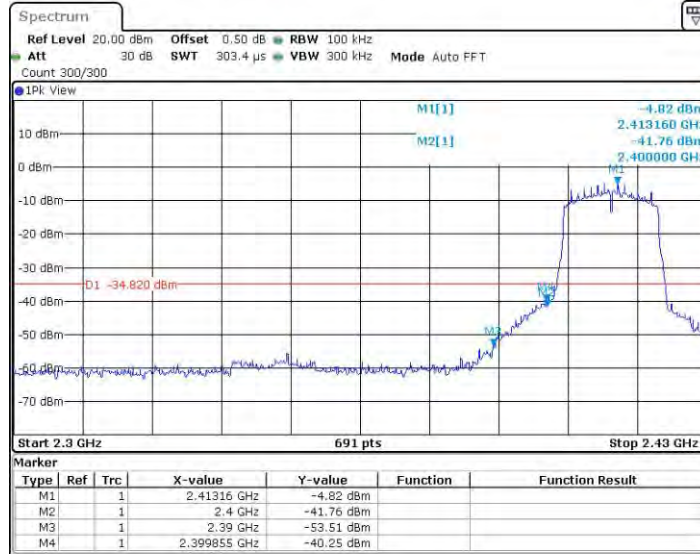
11G\_Ant2\_Low\_2412



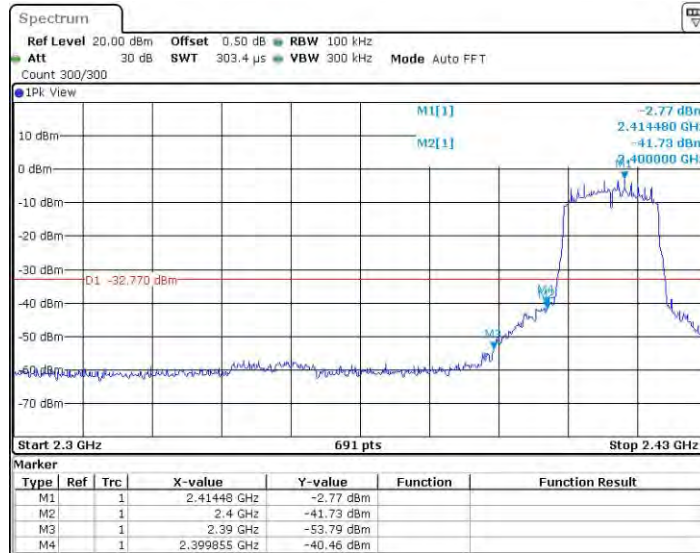
11G\_Ant1\_High\_2462



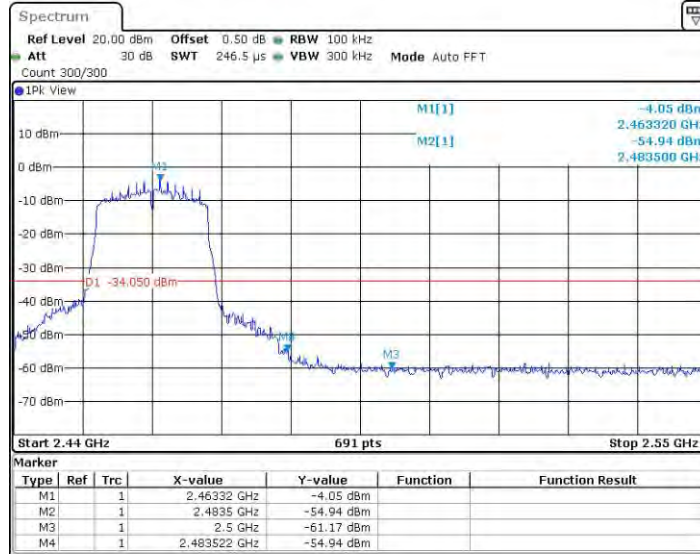
11G\_Ant2\_High\_2462



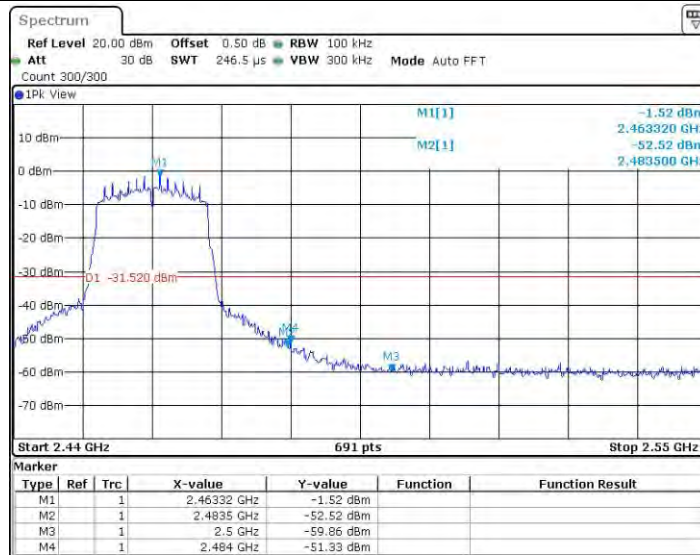
11N20SISO\_Ant1\_Low\_2412



11N20SISO\_Ant2\_Low\_2412

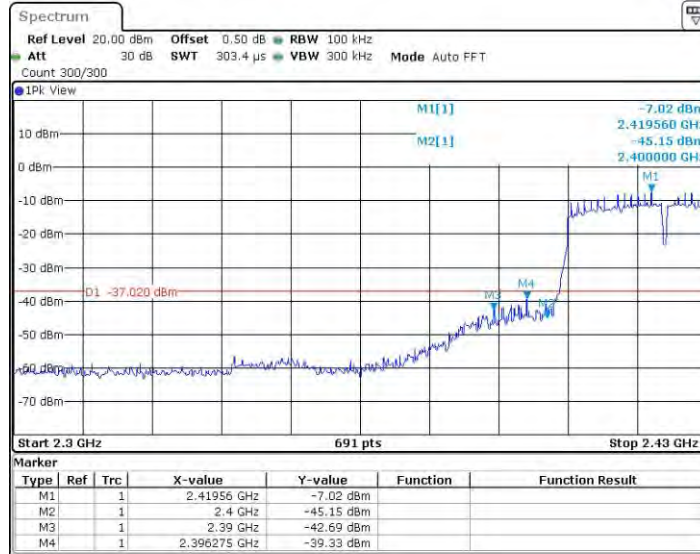


11N20SISO\_Ant1\_High\_2462



11N20SISO\_Ant2\_High\_2462

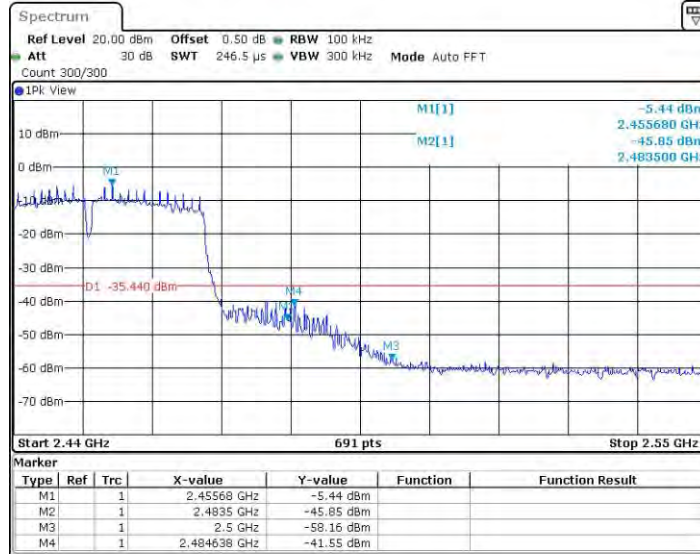




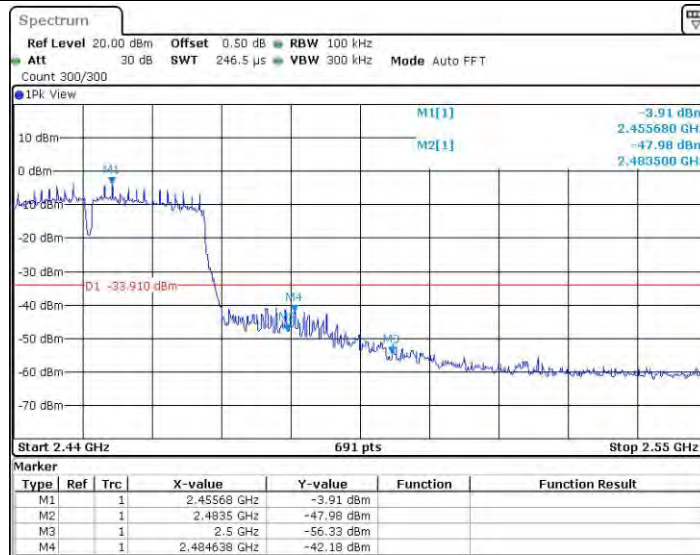
11N40SISO\_Ant1\_Low\_2422



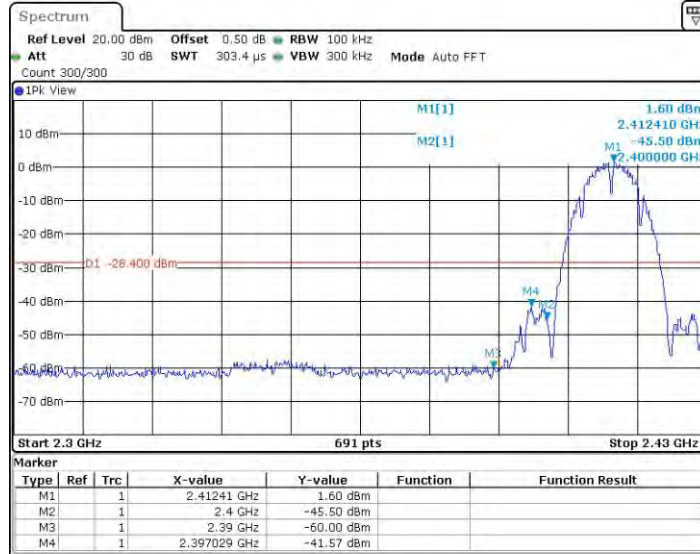
11N40SISO\_Ant2\_Low\_2422



11N40SISO\_Ant1\_High\_2452



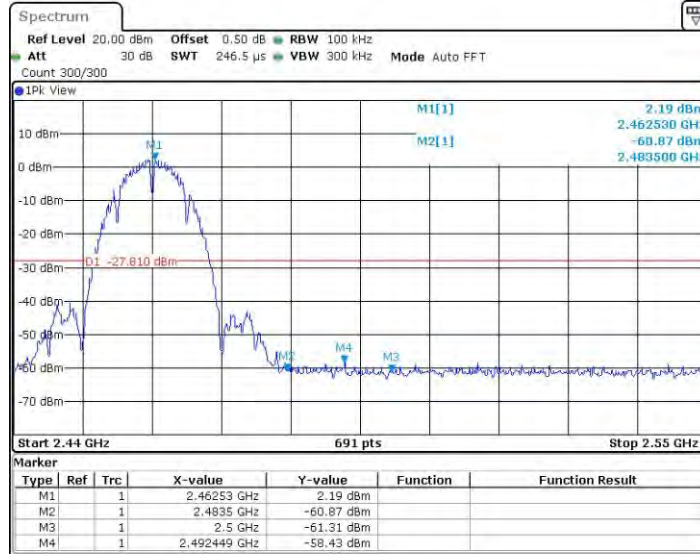
11N40SISO\_Ant2\_High\_2452



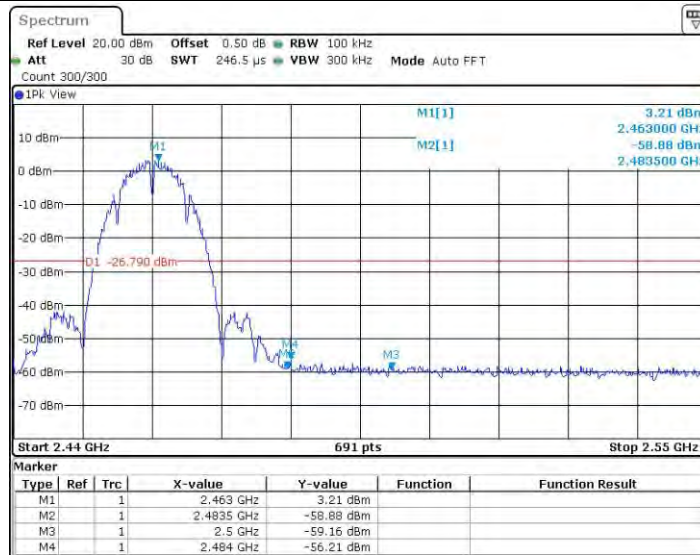
11B\_Ant1\_Low\_2412



11B\_Ant2\_Low\_2412



11B\_Ant1\_High\_2462



11B\_Ant2\_High\_2462

## Appendix F: Conducted Spurious Emission

### Test Result

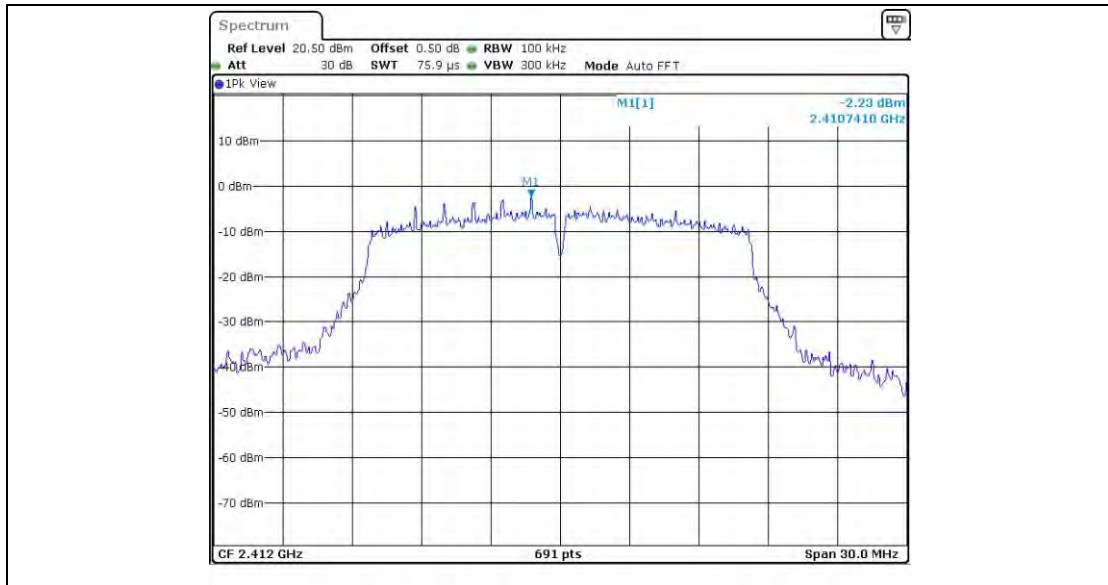
TestMode	Antenna	Channel	FreqRange	Max. Fre	Max. Level	Limit	Verdict	
11G	Ant1	2412	Reference	-2.23	-2.23	---	PASS	
			1~2400	-2.23	-37.06	<= 32.23	PASS	
			2483.5~25000	-2.23	-54.11	<= 32.23	PASS	
	Ant2	2412	Reference	-0.82	-0.82	---	PASS	
			1~2400	-0.82	-36.13	<= 30.82	PASS	
			2483.5~25000	-0.82	-54.33	<= 30.82	PASS	
	Ant1	2437	Reference	-2.93	-2.93	---	PASS	
			1~2400	-2.93	-58.22	<= 32.93	PASS	
			2483.5~25000	-2.93	-54.61	<= 32.93	PASS	
	Ant2	2437	Reference	-1.56	-1.56	---	PASS	
			1~2400	-1.56	-57.19	<= 31.56	PASS	
			2483.5~25000	-1.56	-54.32	<= 31.56	PASS	
	Ant1	2462	Reference	-1.59	-1.59	---	PASS	
			1~2400	-1.59	-58.55	<= 31.59	PASS	
			2483.5~25000	-1.59	-54.09	<= 31.59	PASS	
	Ant2	2462	Reference	-3.84	-3.84	---	PASS	
			1~2400	-3.84	-57.41	<= 33.84	PASS	
			2483.5~25000	-3.84	-52.39	<= 33.84	PASS	
	11N20SISO	Ant1	2412	Reference	-4.50	-4.50	---	PASS
				1~2400	-4.50	-42.51	<= 34.5	PASS
				2483.5~25000	-4.50	-54.29	<= 34.5	PASS
		Ant2	2412	Reference	-2.79	-2.79	---	PASS
				1~2400	-2.79	-43.27	<=	PASS

						32.79		
			2483.5~25000	-2.79	-54.32	<=	32.79	PASS
			Reference	-3.89	-3.89	---		PASS
	Ant1	2437	1~2400	-3.89	-58.36	<=	33.89	PASS
			2483.5~25000	-3.89	-54.44	<=	33.89	PASS
			Reference	-5.88	-5.88	---		PASS
	Ant2	2437	1~2400	-5.88	-58.23	<=	35.88	PASS
			2483.5~25000	-5.88	-53.81	<=	35.88	PASS
			Reference	-3.11	-3.11	---		PASS
	Ant1	2462	1~2400	-3.11	-57.2	<=	33.11	PASS
			2483.5~25000	-3.11	-53.83	<=	33.11	PASS
			Reference	-1.57	-1.57	---		PASS
	Ant2	2462	1~2400	-1.57	-58.22	<=	31.57	PASS
			2483.5~25000	-1.57	-53.08	<=	31.57	PASS
			Reference	-5.39	-5.39	---		PASS
11N40SISO	Ant1	2422	1~2400	-5.39	-37.63	<=	35.39	PASS
			2483.5~25000	-5.39	-53.37	<=	35.39	PASS
			Reference	-4.67	-4.67	---		PASS
	Ant2	2422	1~2400	-4.67	-38.73	<=	34.67	PASS
			2483.5~25000	-4.67	-53.87	<=	34.67	PASS
			Reference	-5.62	-5.62	---		PASS
	Ant1	2437	1~2400	-5.62	-44.67	<=	35.62	PASS
			2483.5~25000	-5.62	-53.98	<=	35.62	PASS
			Reference	-4.17	-4.17	---		PASS
	Ant2	2437	1~2400	-4.17	-43.89	<=	34.17	PASS
			2483.5~25000	-4.17	-52.29	<=	34.17	PASS
			Reference					

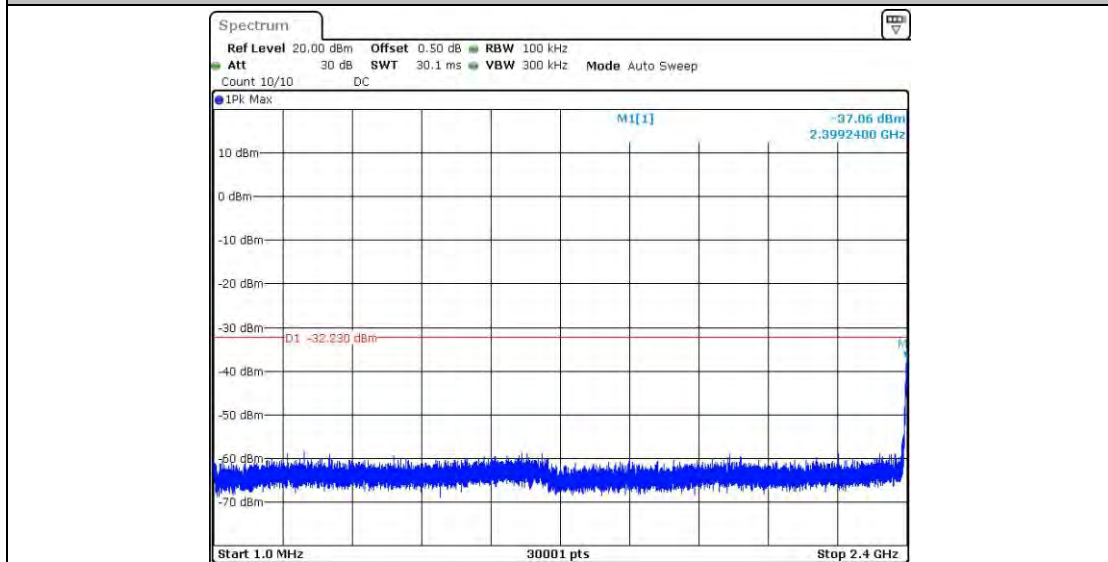


	Ant1	2452	Reference	-5.51	-5.51	---	PASS
			1~2400	-5.51	-57.52	<= 35.51	PASS
			2483.5~25000	-5.51	-44.1	<= 35.51	PASS
	Ant2	2452	Reference	-4.00	-4.00	---	PASS
			1~2400	-4.00	-47.15	<= -34	PASS
			2483.5~25000	-4.00	-47.2	<= -34	PASS
11B	Ant1	2412	Reference	1.83	1.83	---	PASS
			1~2400	1.83	-42.59	<= 28.17	PASS
			2483.5~25000	1.83	-53.53	<= 28.17	PASS
	Ant2	2412	Reference	2.96	2.96	---	PASS
			1~2400	2.96	-42.7	<= 27.04	PASS
			2483.5~25000	2.96	-54.24	<= 27.04	PASS
	Ant1	2437	Reference	1.85	1.85	---	PASS
			1~2400	1.85	-54.21	<= 28.15	PASS
			2483.5~25000	1.85	-53.8	<= 28.15	PASS
	Ant2	2437	Reference	3.14	3.14	---	PASS
			1~2400	3.14	-56.65	<= 26.86	PASS
			2483.5~25000	3.14	-54.11	<= 26.86	PASS
	Ant1	2462	Reference	2.19	2.19	---	PASS
			1~2400	2.19	-54.08	<= 27.81	PASS
			2483.5~25000	2.19	-53.95	<= 27.81	PASS
	Ant2	2462	Reference	3.03	3.03	---	PASS
			1~2400	3.03	-56.22	<= 26.97	PASS
			2483.5~25000	3.03	-53.04	<= 26.97	PASS

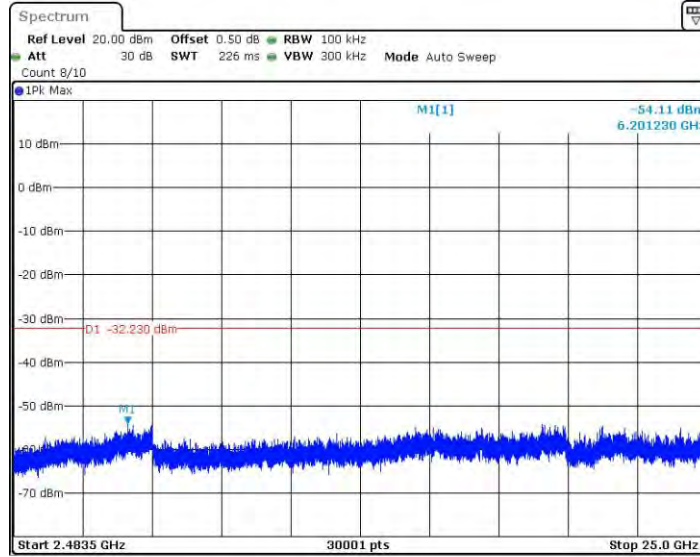
## Test Graphs



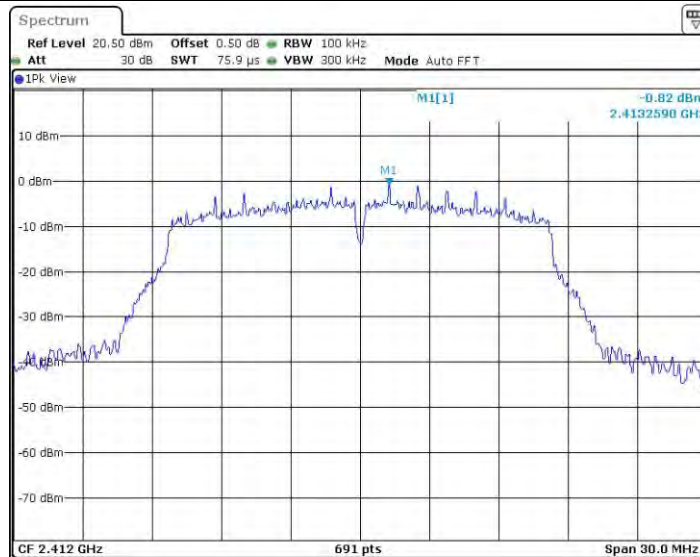
11G\_Ant1\_2412\_0~Reference



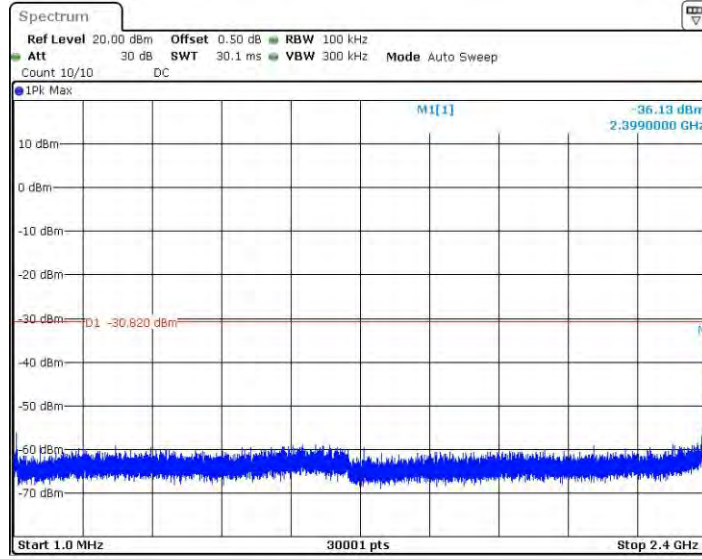
11G\_Ant1\_2412\_1~2400



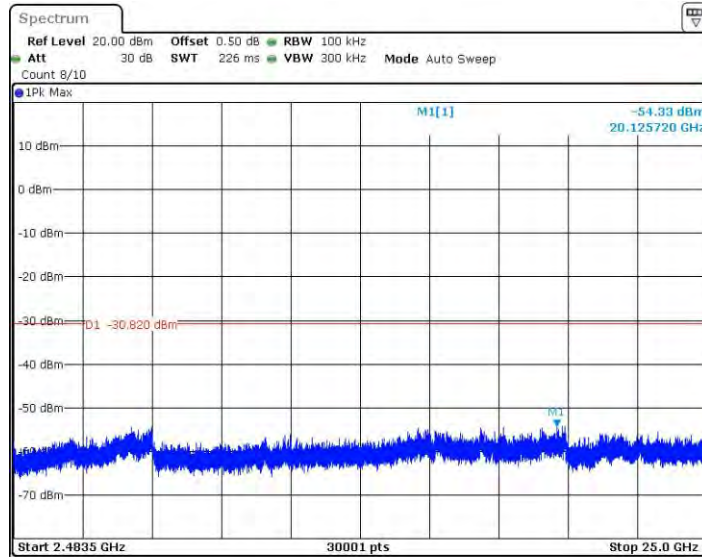
11G\_Ant1\_2412\_2483.5~25000



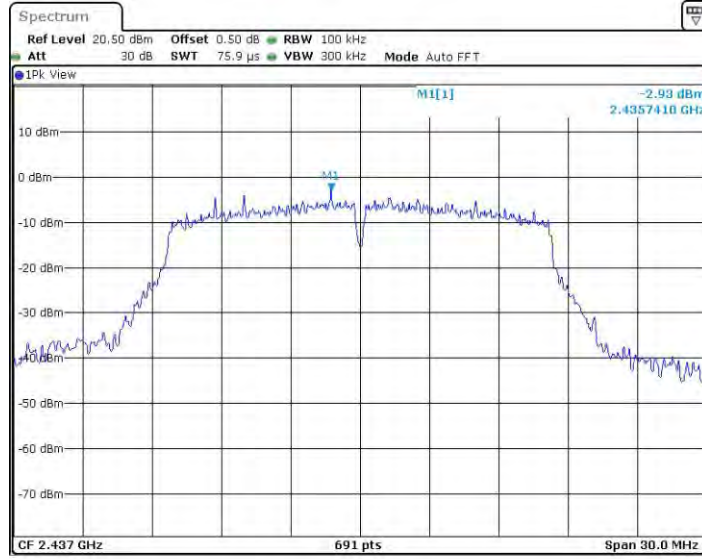
11G\_Ant2\_2412\_0~Reference



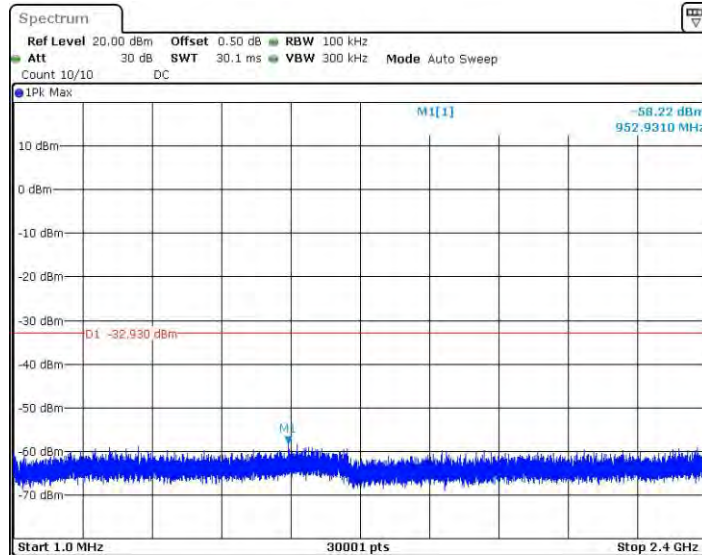
11G\_Ant2\_2412\_1~2400



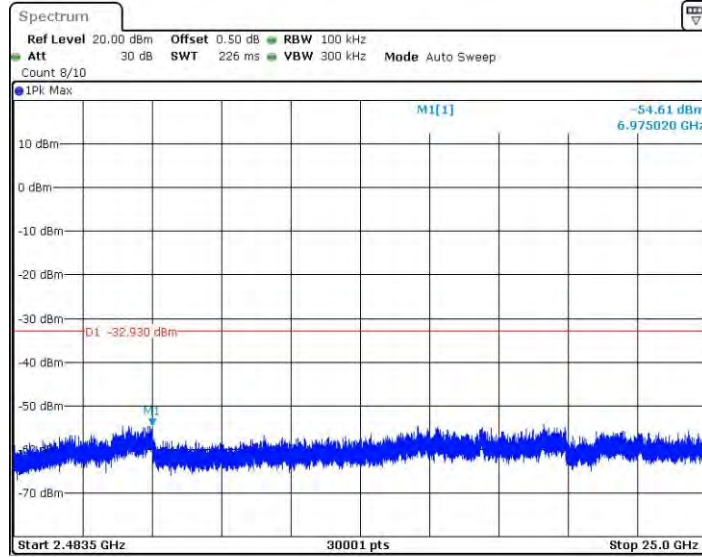
11G\_Ant2\_2412\_2483.5~25000



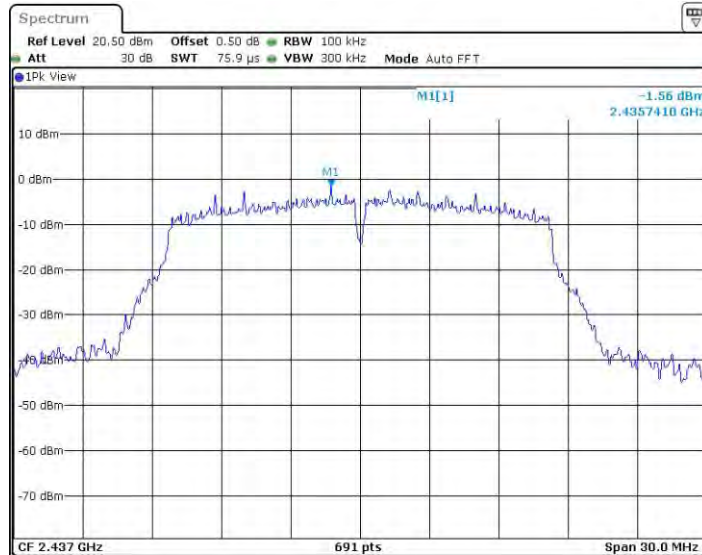
11G\_Ant1\_2437\_0~Reference



11G\_Ant1\_2437\_1~2400

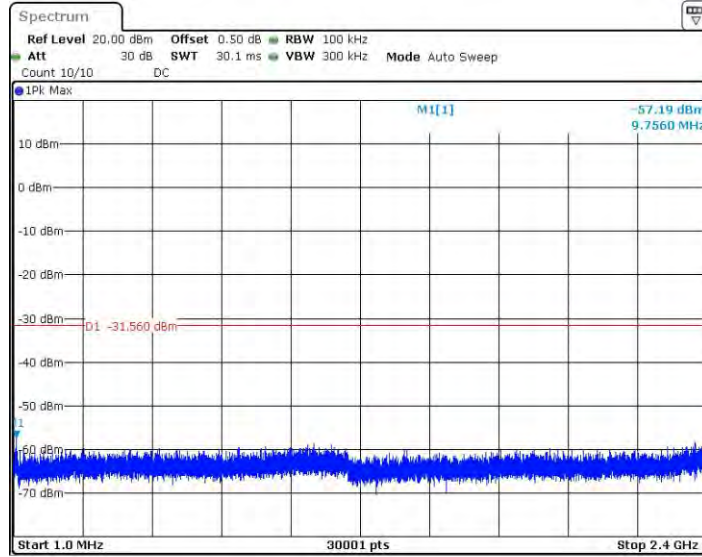


11G\_Ant1\_2437\_2483.5~25000

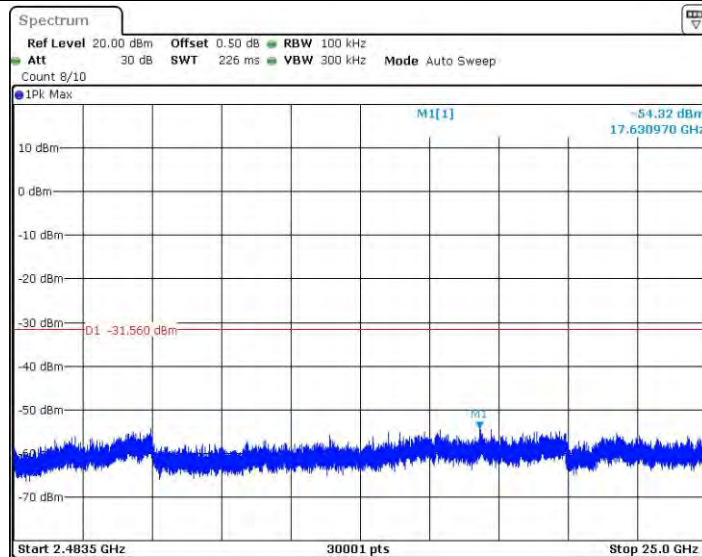


11G\_Ant2\_2437\_0~Reference

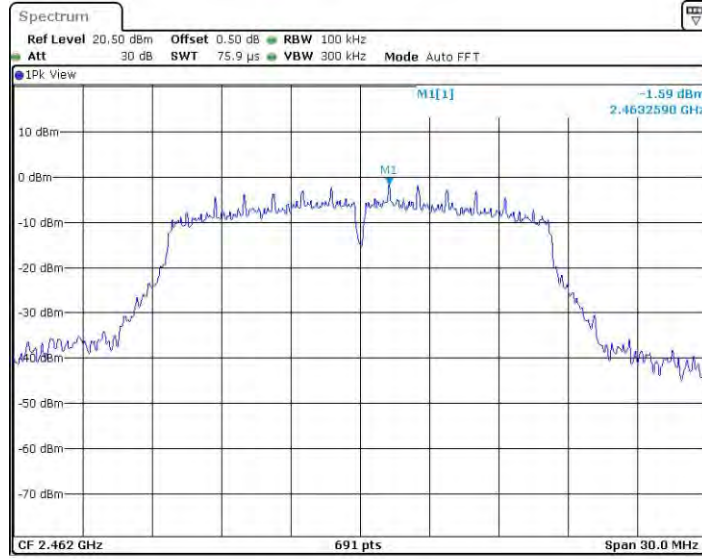




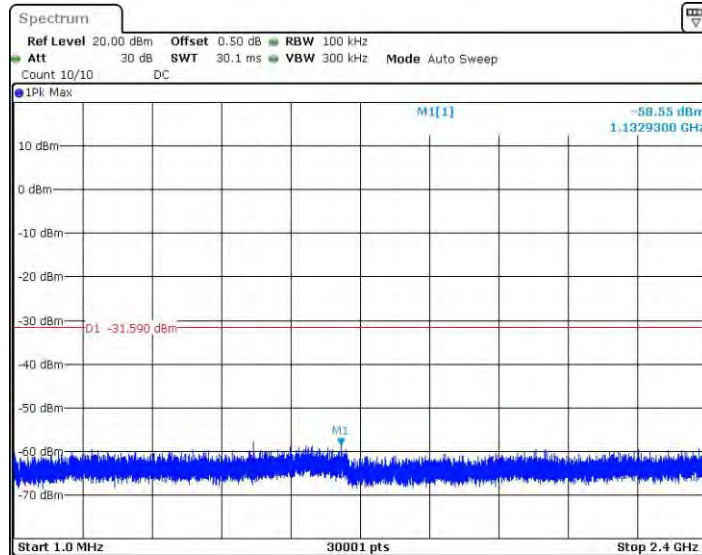
11G\_Ant2\_2437\_1~2400



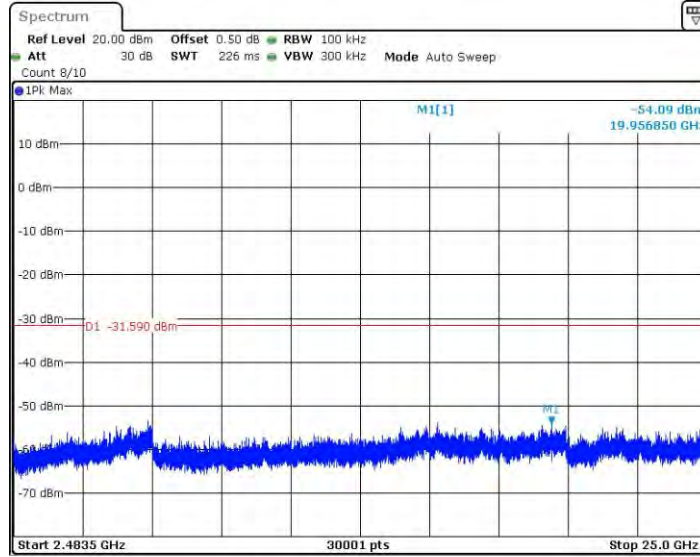
11G\_Ant2\_2437\_2483.5~25000



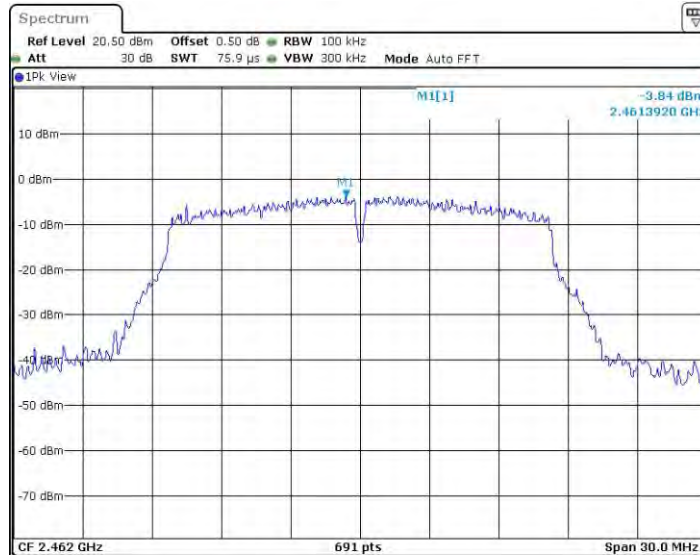
11G\_Ant1\_2462\_0~Reference



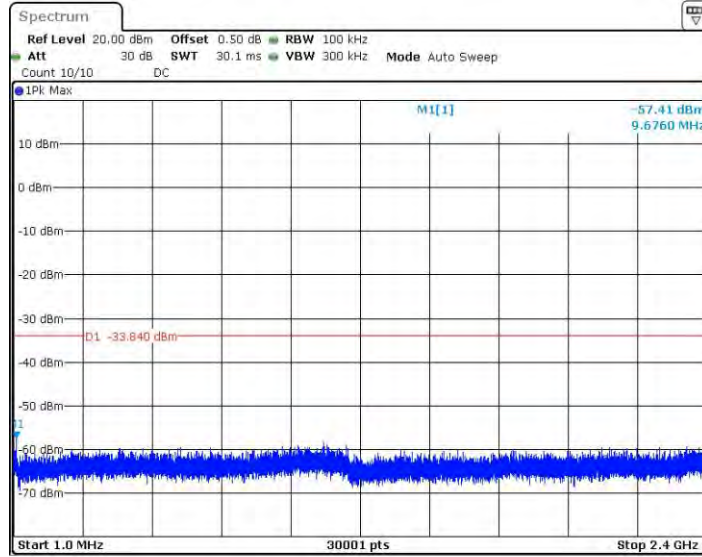
11G\_Ant1\_2462\_1~2400



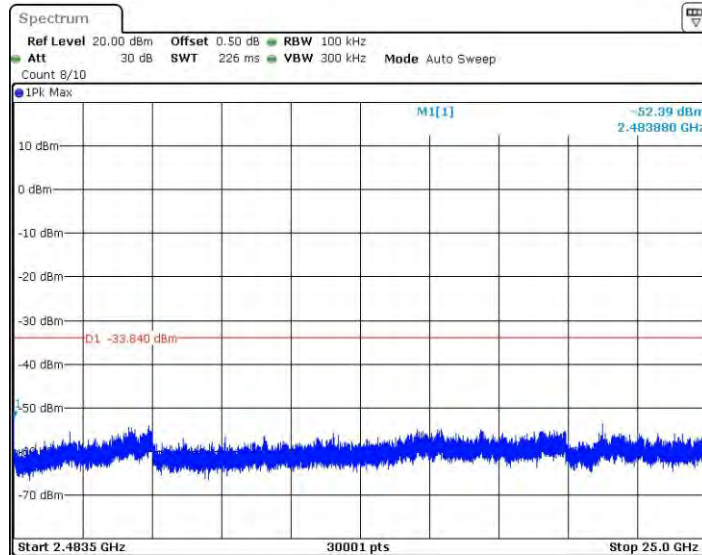
11G\_Ant1\_2462\_2483.5~25000



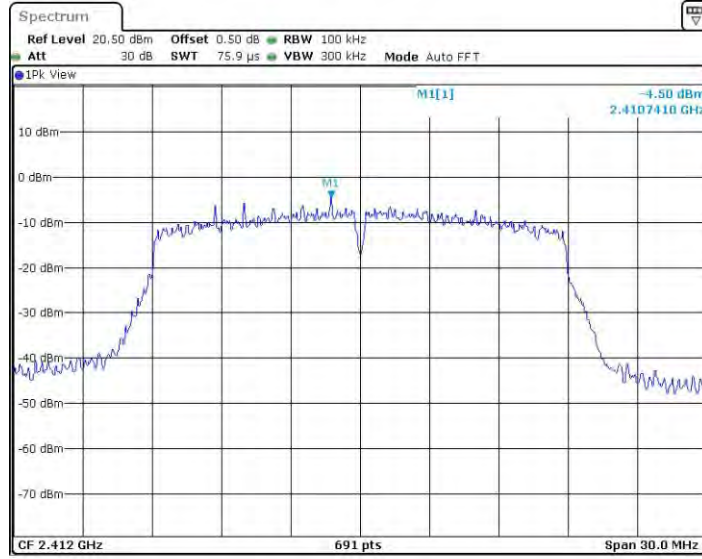
11G\_Ant2\_2462\_0~Reference



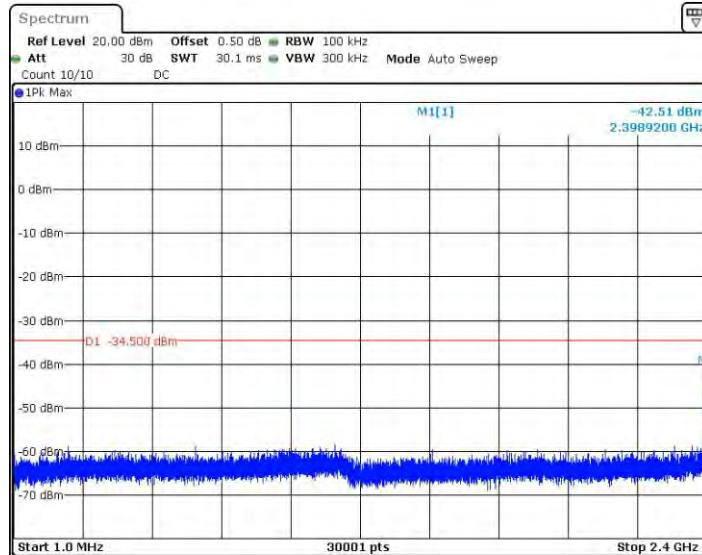
11G\_Ant2\_2462\_1~2400



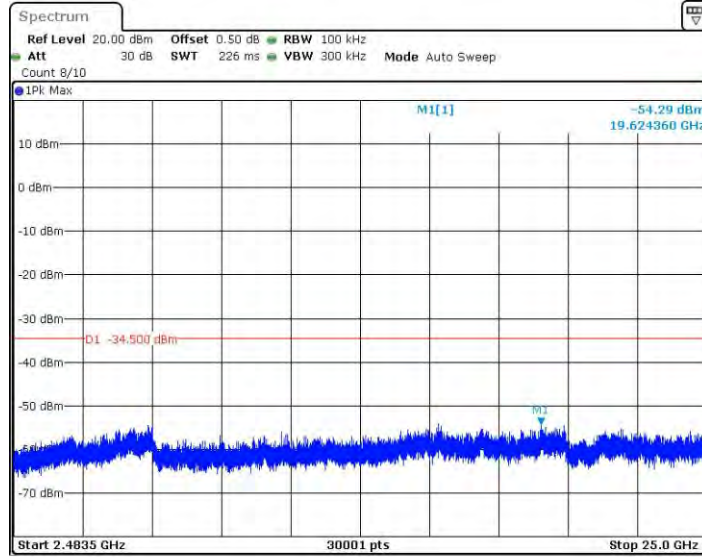
11G\_Ant2\_2462\_2483.5~25000



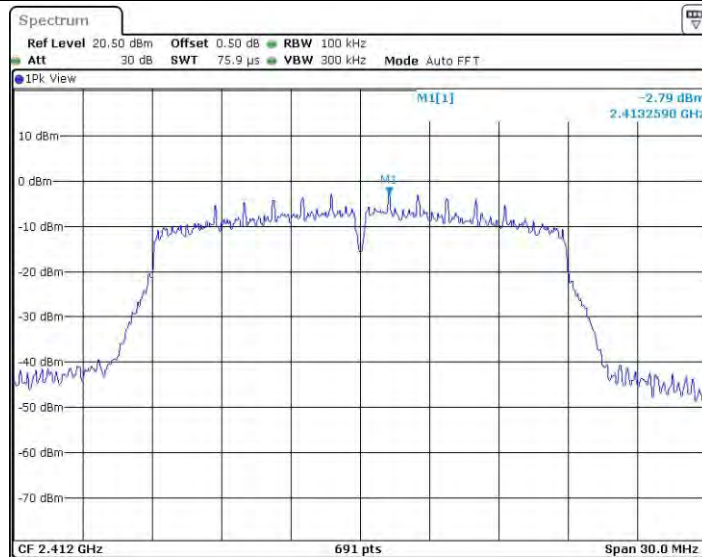
11N20SISO\_Ant1\_2412\_0~Reference



11N20SISO\_Ant1\_2412\_1~2400

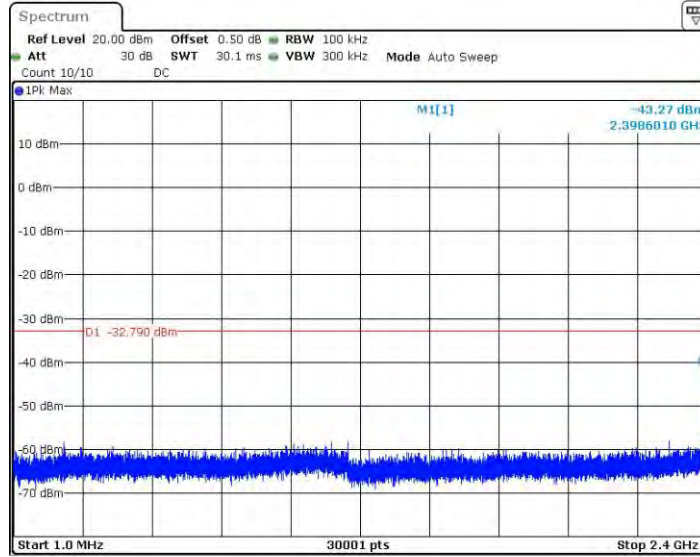


11N20SISO\_Ant1\_2412\_2483.5~25000

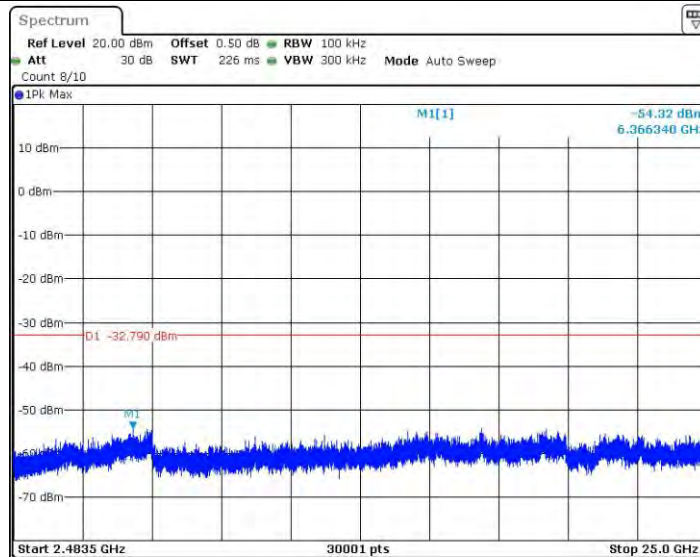


11N20SISO\_Ant2\_2412\_0~Reference

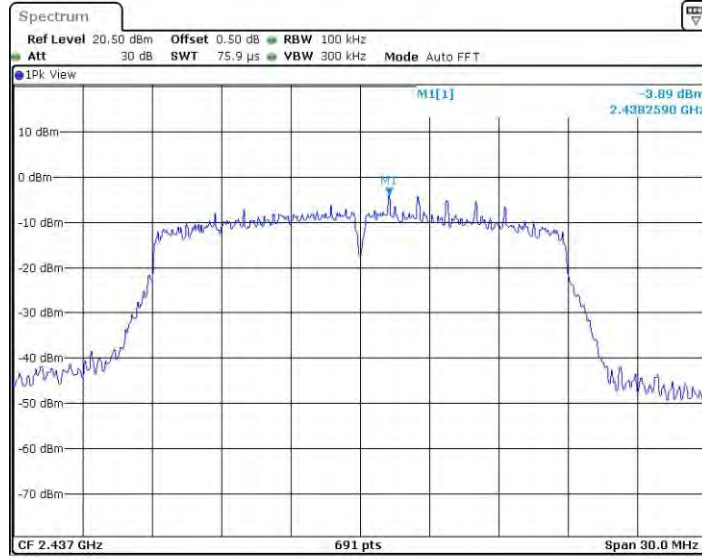




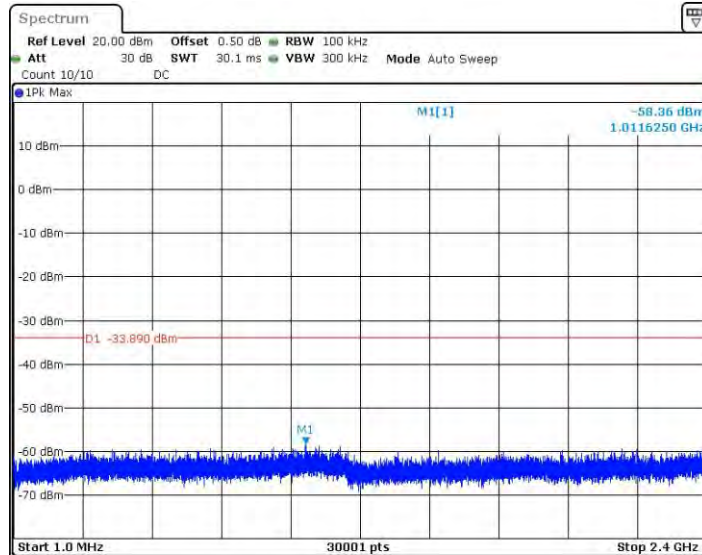
11N20SISO\_Ant2\_2412\_1~2400



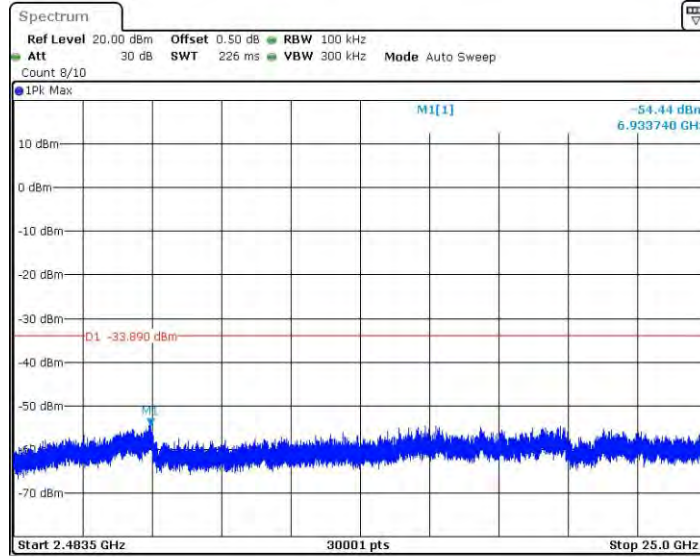
11N20SISO\_Ant2\_2412\_2483.5~25000



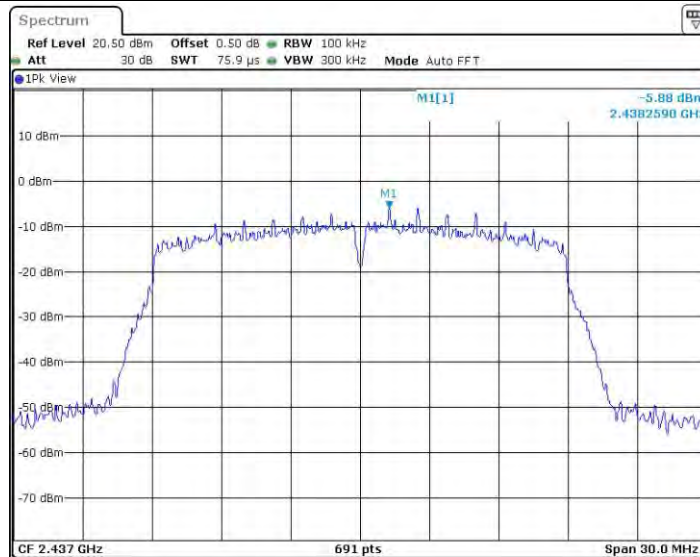
11N20SISO\_Ant1\_2437\_0~Reference



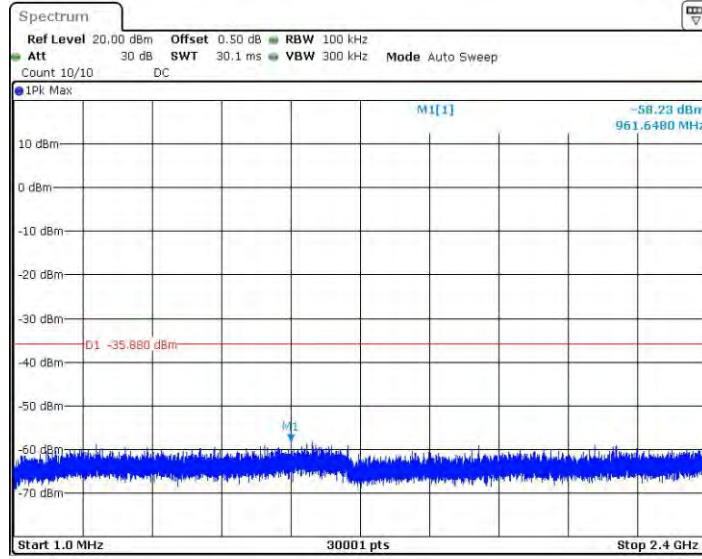
11N20SISO\_Ant1\_2437\_1~2400



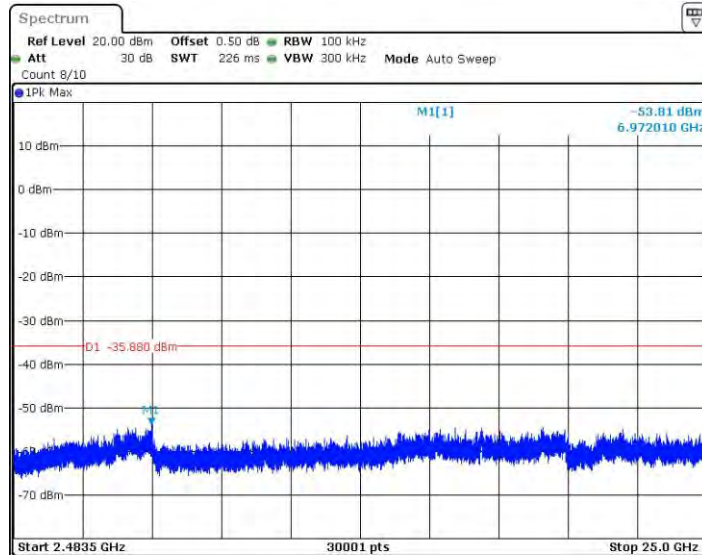
11N20SISO\_Ant1\_2437\_2483.5~25000



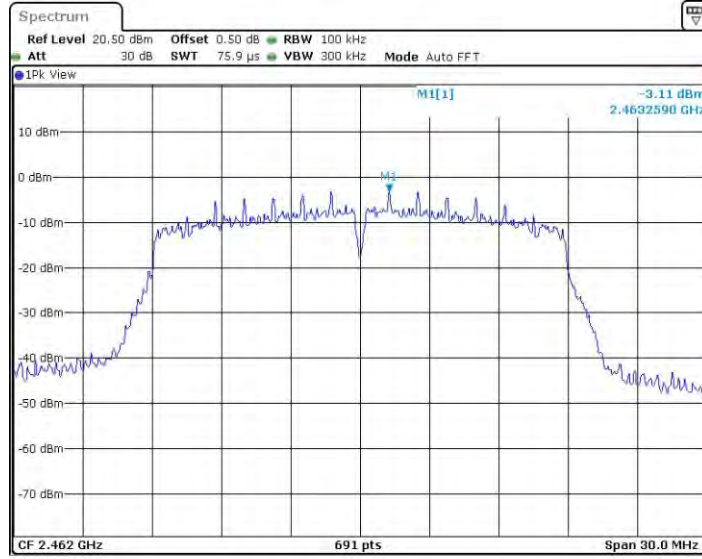
11N20SISO\_Ant2\_2437\_0~Reference



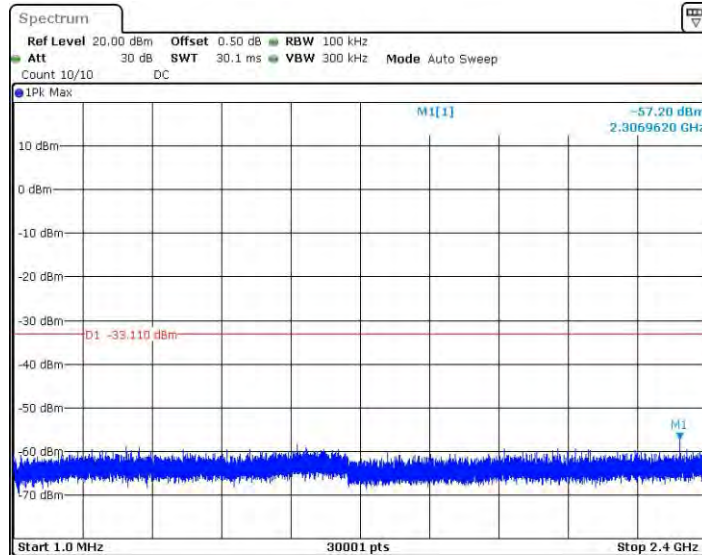
11N20SISO\_Ant2\_2437\_1~2400



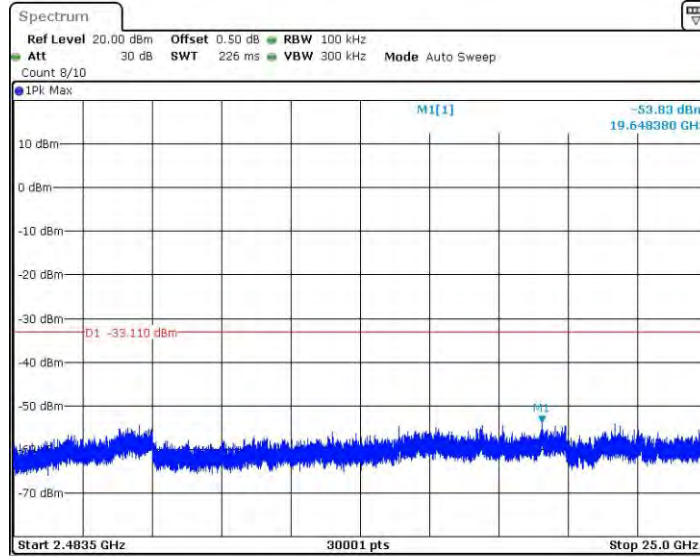
11N20SISO\_Ant2\_2437\_2483.5~25000



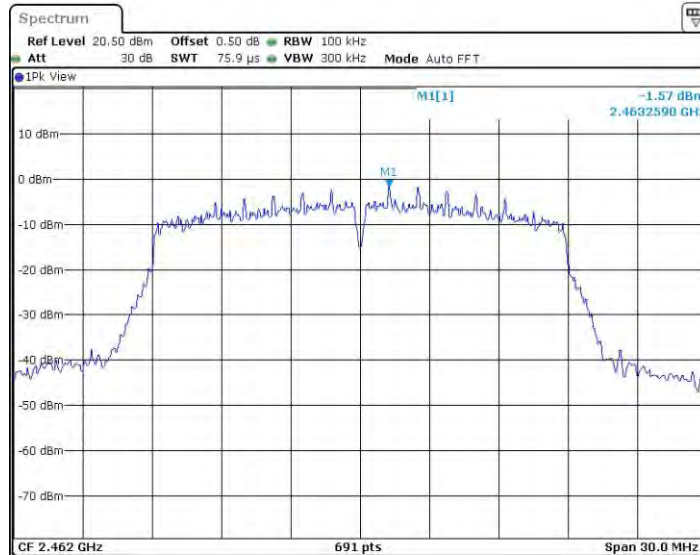
11N20SISO\_Ant1\_2462\_0~Reference



11N20SISO\_Ant1\_2462\_1~2400

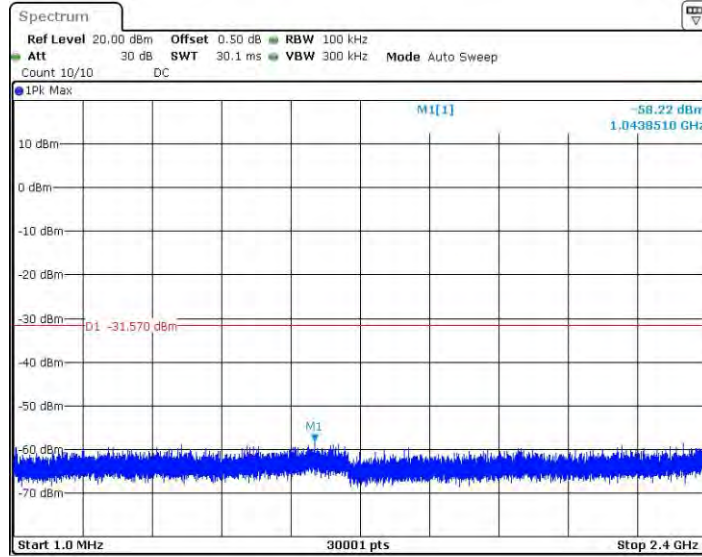


11N20SISO\_Ant1\_2462\_2483.5~25000

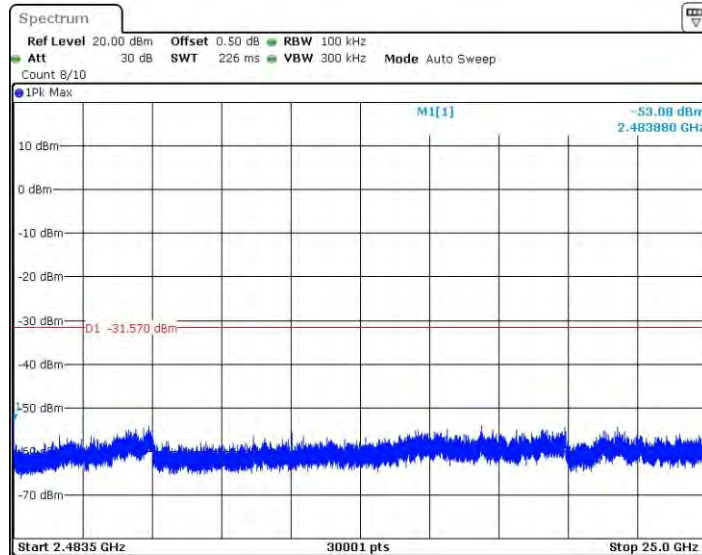


11N20SISO\_Ant2\_2462\_0~Reference

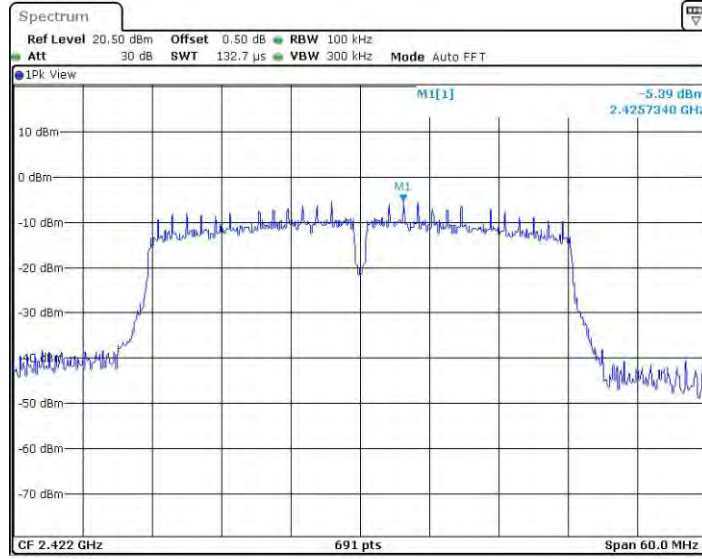




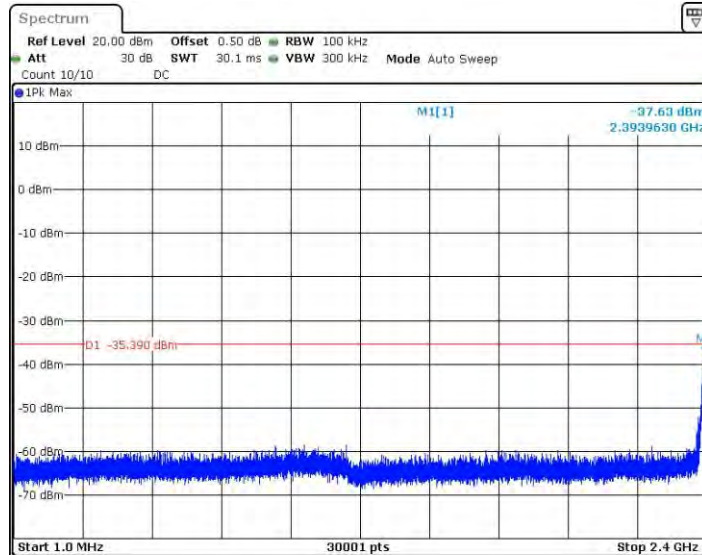
11N20SISO\_Ant2\_2462\_1~2400



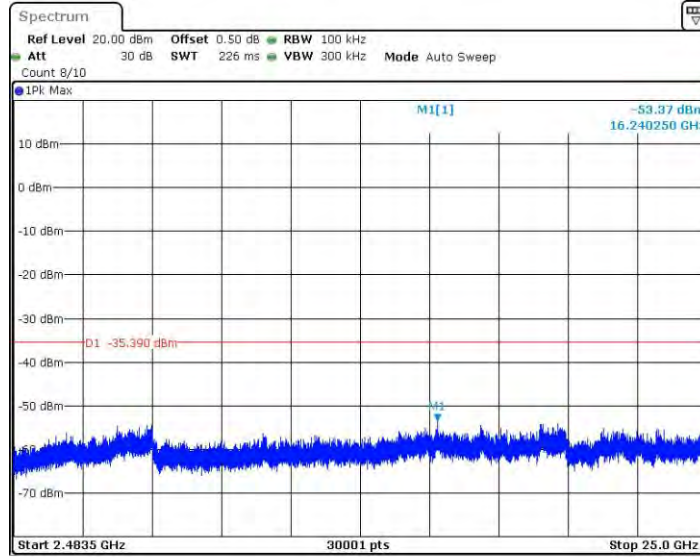
11N20SISO\_Ant2\_2462\_2483.5~25000



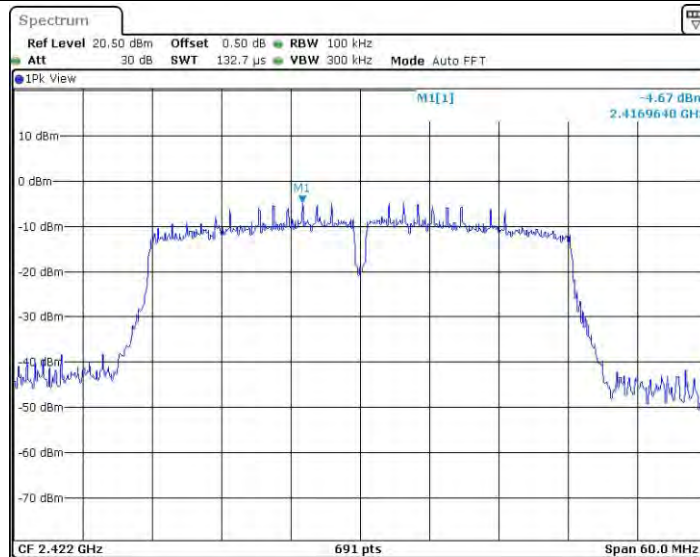
11N40SISO\_Ant1\_2422\_0~Reference



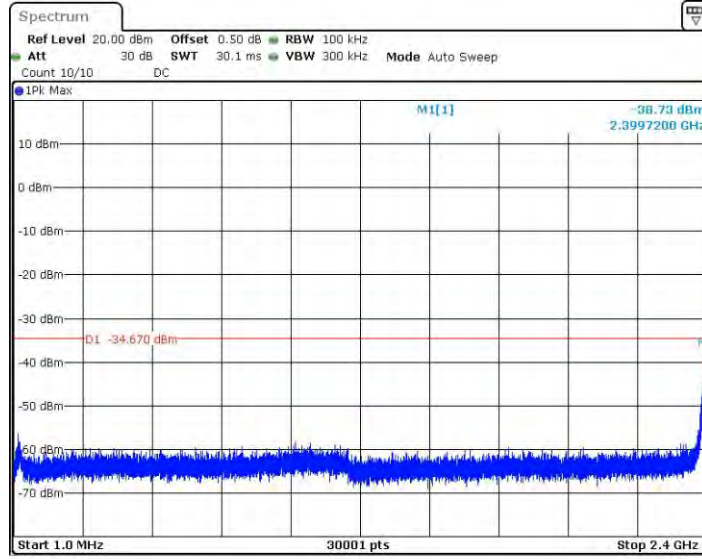
11N40SISO\_Ant1\_2422\_1~2400



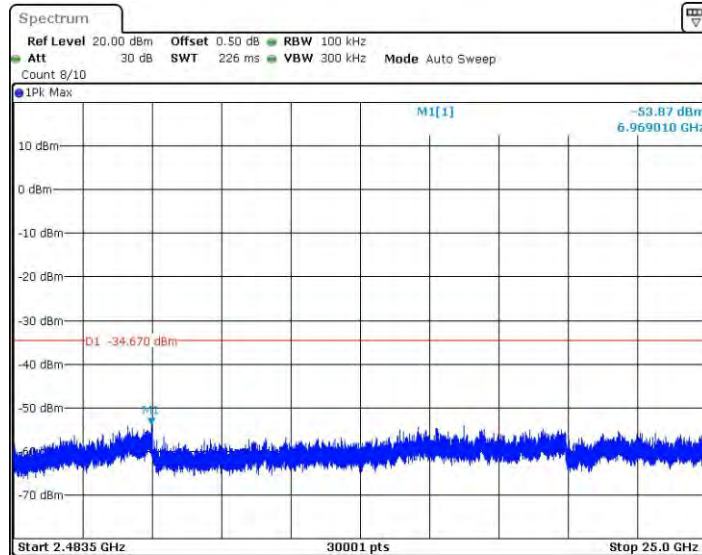
11N40SISO\_Ant1\_2422\_2483.5~25000



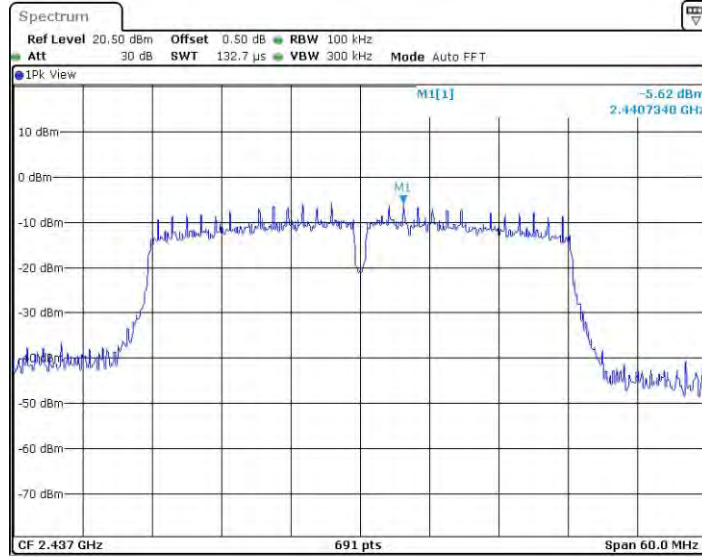
11N40SISO\_Ant2\_2422\_0~Reference



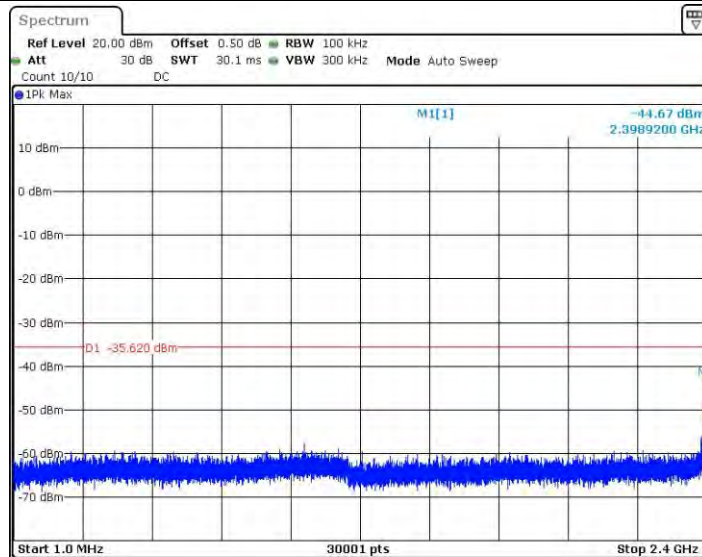
11N40SISO\_Ant2\_2422\_1~2400



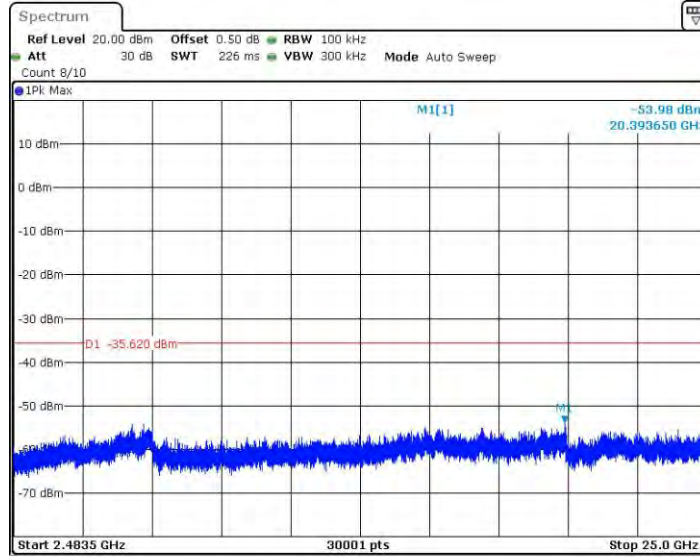
11N40SISO\_Ant2\_2422\_2483.5~25000



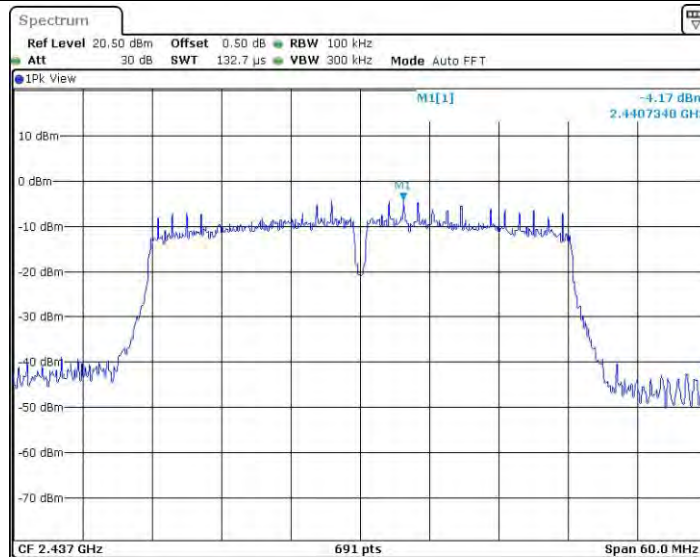
11N40SISO\_Ant1\_2437\_0~Reference



11N40SISO\_Ant1\_2437\_1~2400

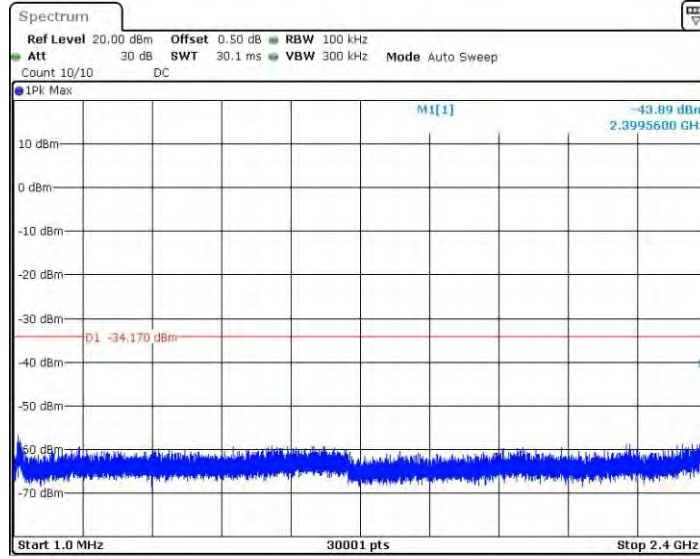


11N40SISO\_Ant1\_2437\_2483.5~25000

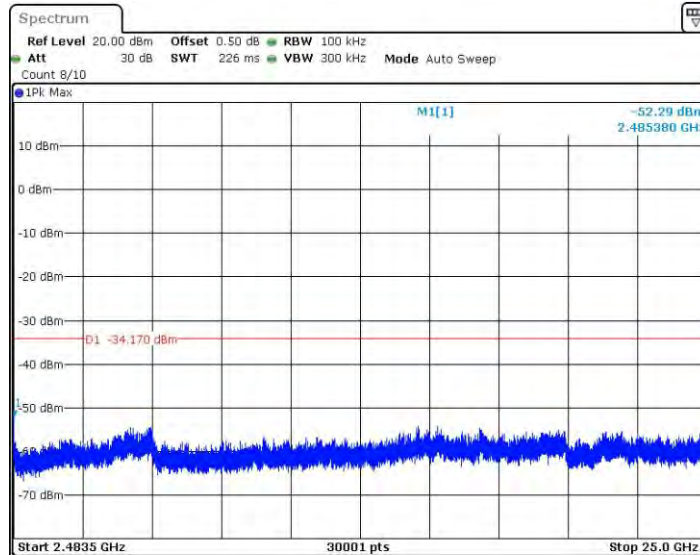


11N40SISO\_Ant2\_2437\_0~Reference



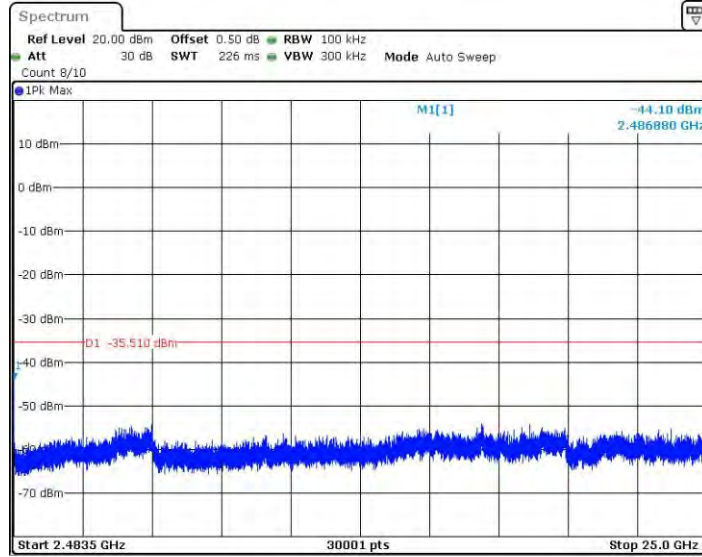


11N40SISO\_Ant2\_2437\_1~2400

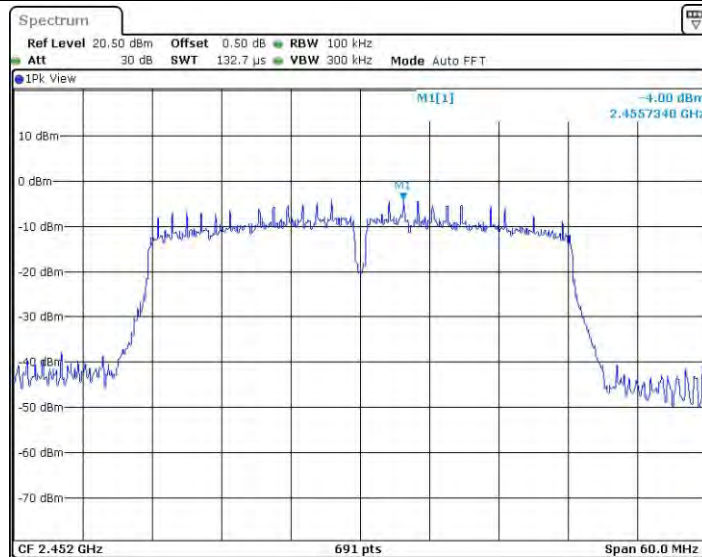


11N40SISO\_Ant2\_2437\_2483.5~25000

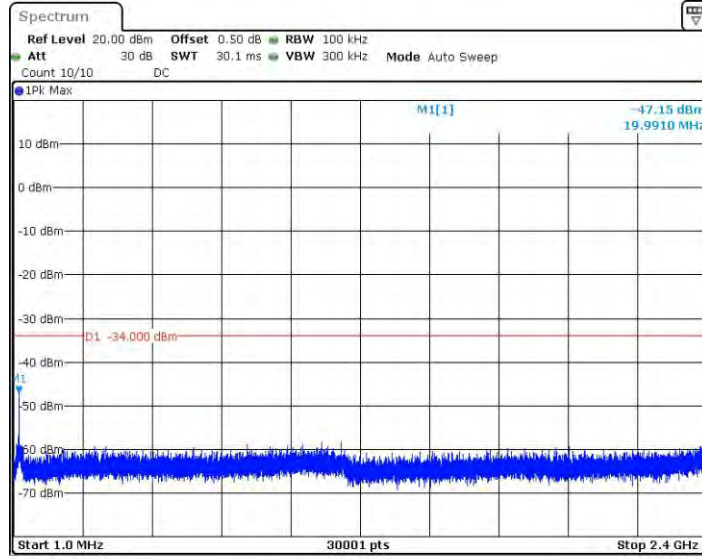




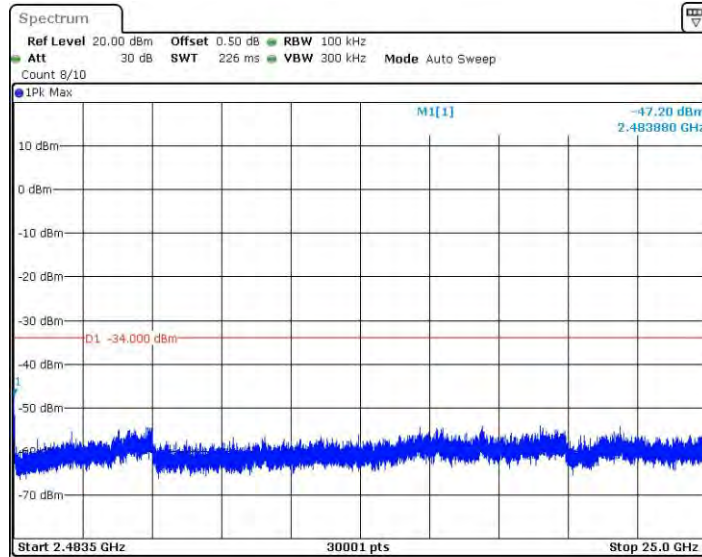
11N40SISO\_Ant1\_2452\_2483.5~25000



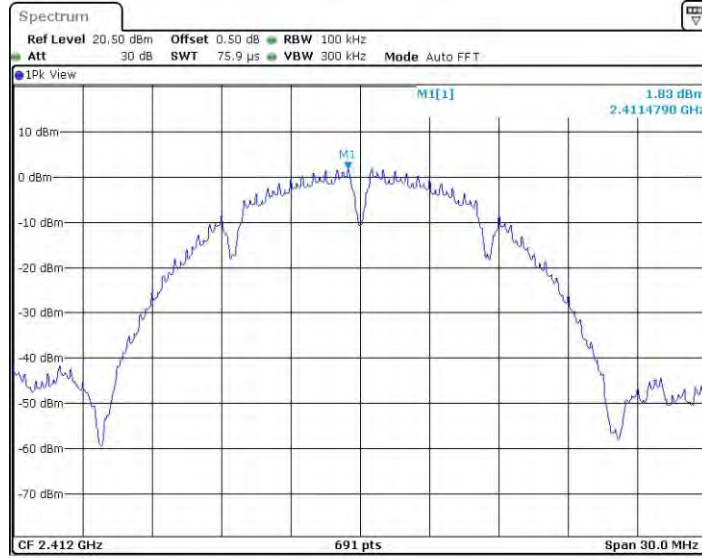
11N40SISO\_Ant2\_2452\_0~Reference



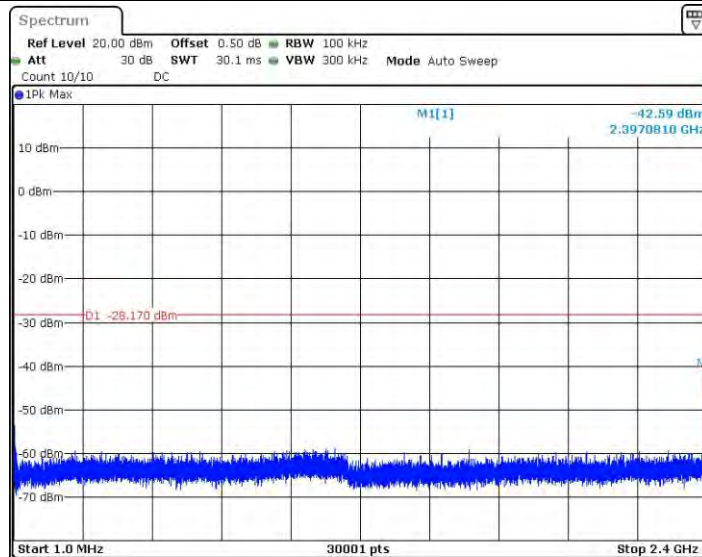
11N40SISO\_Ant2\_2452\_1~2400



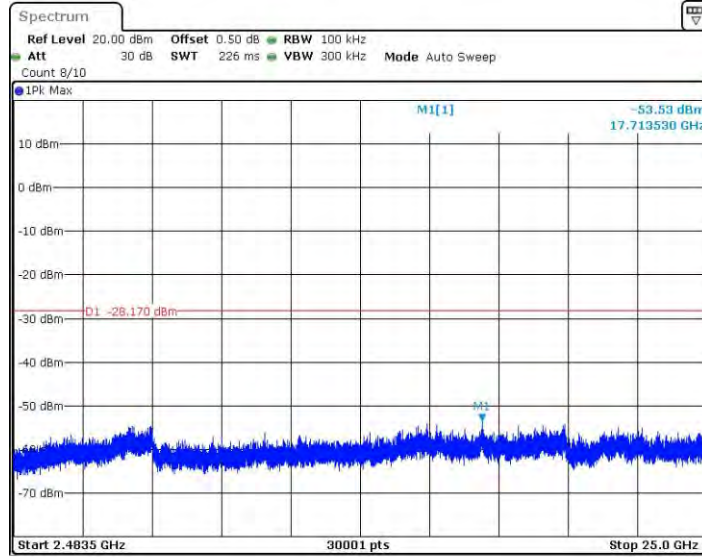
11N40SISO\_Ant2\_2452\_2483.5~25000



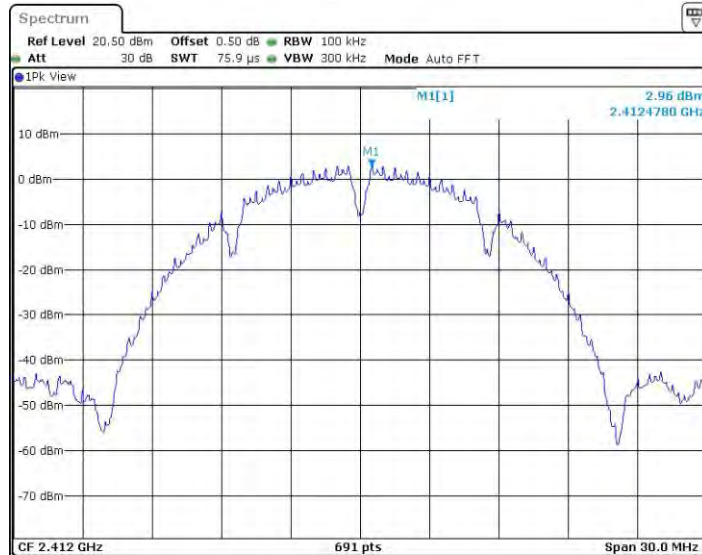
11B\_Ant1\_2412\_0~Reference



11B\_Ant1\_2412\_1~2400

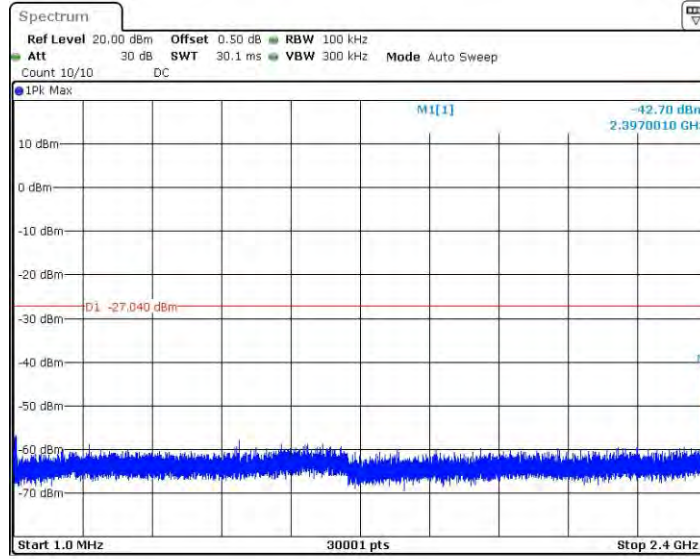


11B\_Ant1\_2412\_2483.5~25000

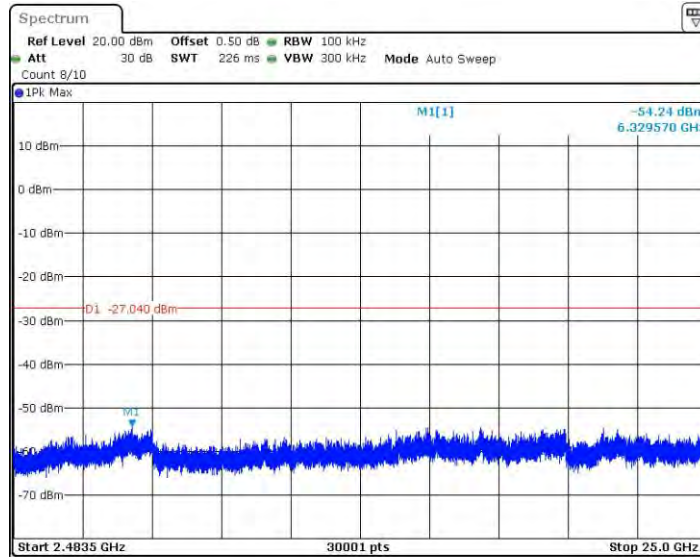


11B\_Ant2\_2412\_0~Reference

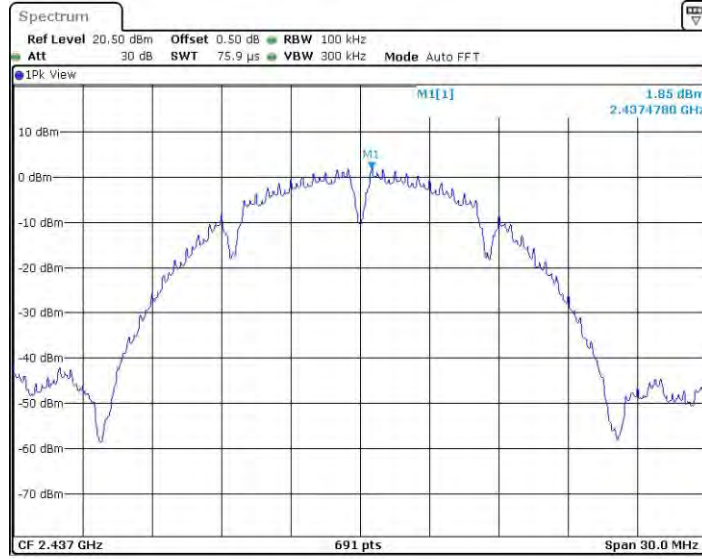




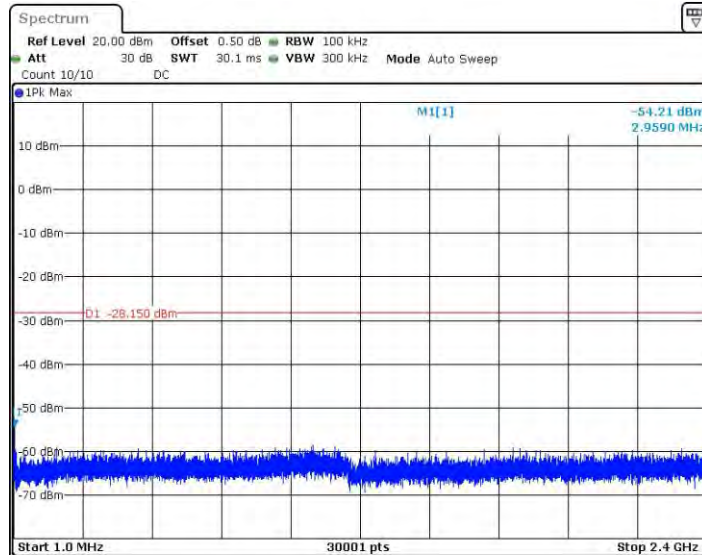
11B\_Ant2\_2412\_1~2400



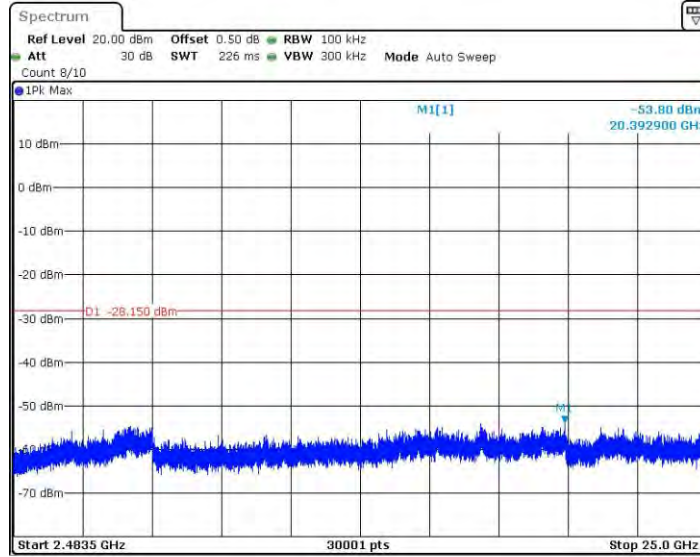
11B\_Ant2\_2412\_2483.5~25000



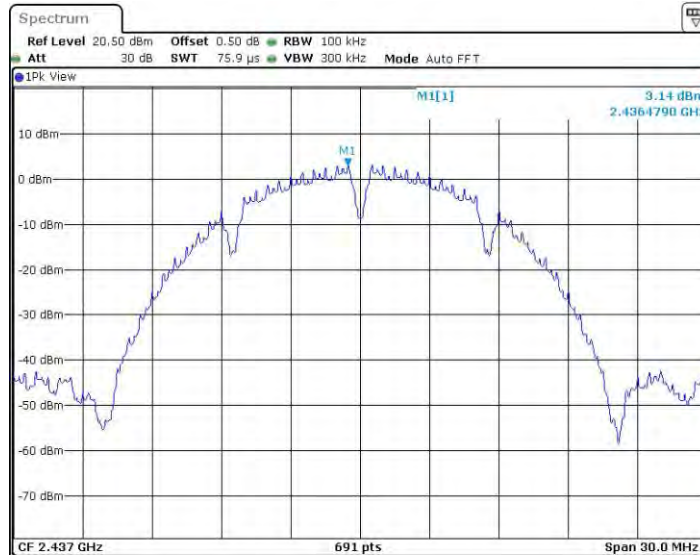
11B\_Ant1\_2437\_0~Reference



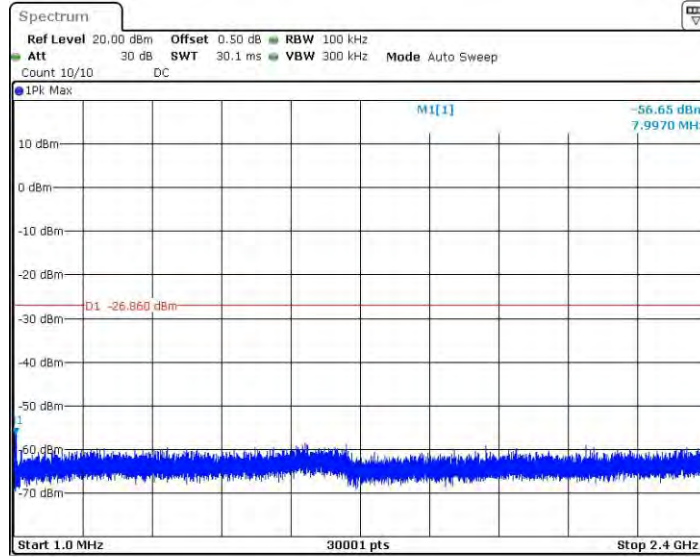
11B\_Ant1\_2437\_1~2400



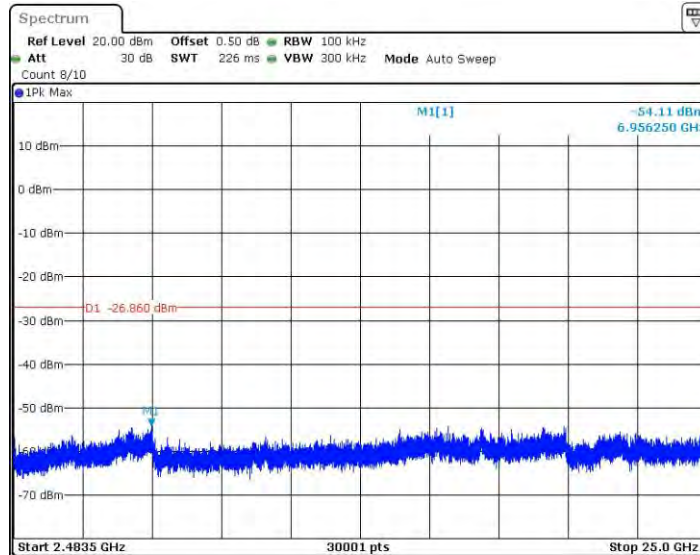
11B\_Ant1\_2437\_2483.5~25000



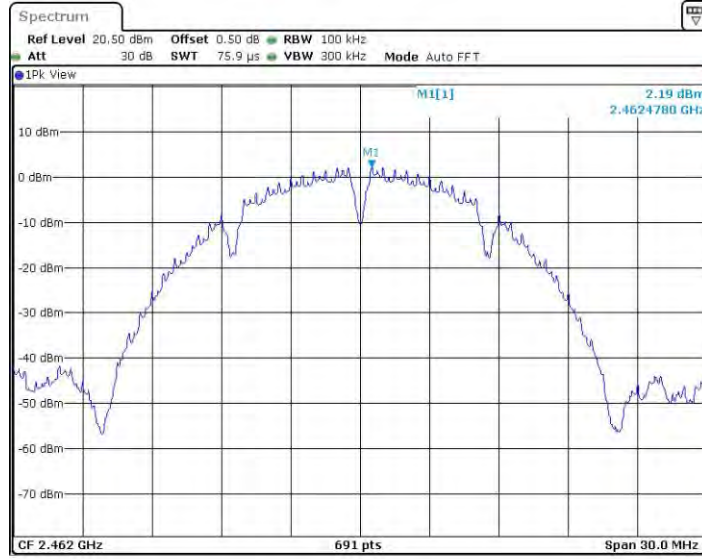
11B\_Ant2\_2437\_0~Reference



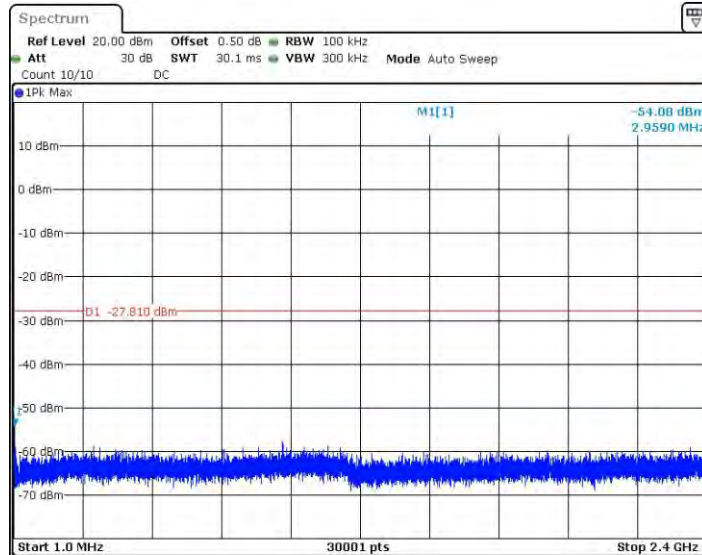
11B\_Ant2\_2437\_1~2400



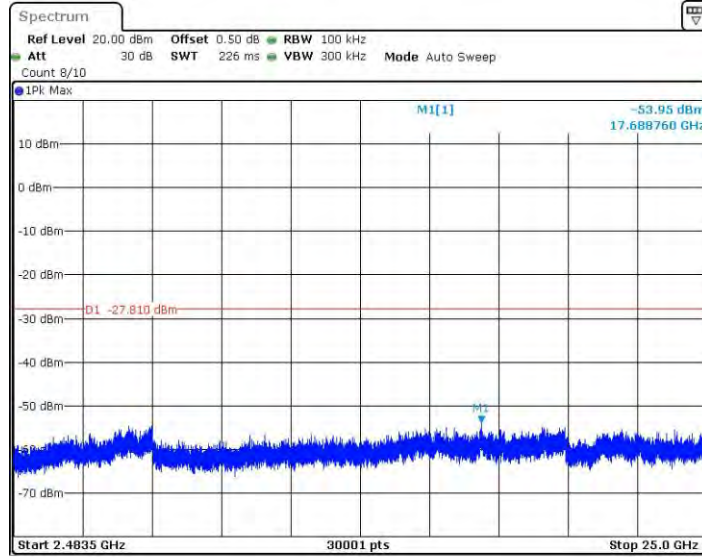
11B\_Ant2\_2437\_2483.5~25000



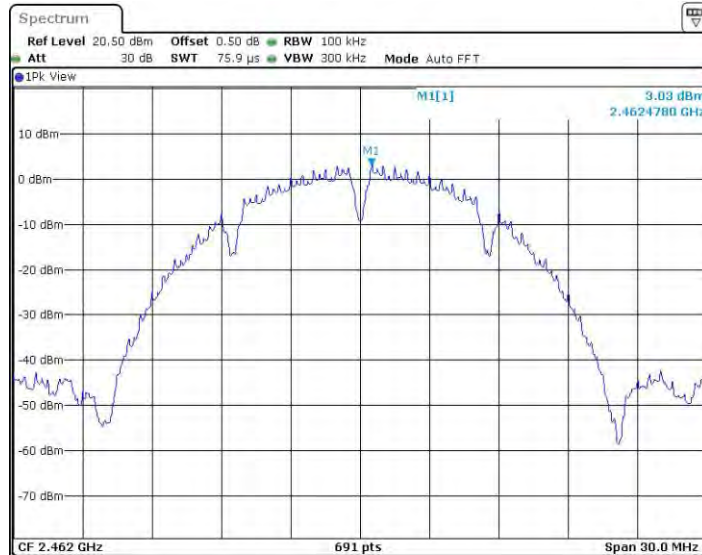
11B\_Ant1\_2462\_0~Reference



11B\_Ant1\_2462\_1~2400

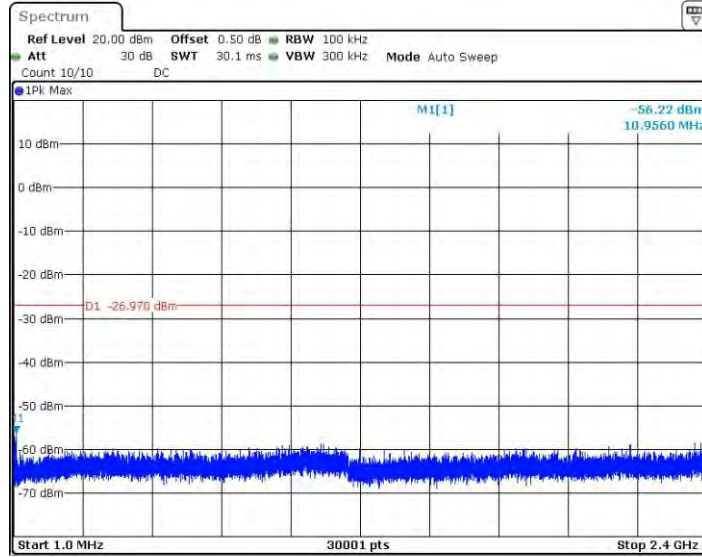


11B\_Ant1\_2462\_2483.5~25000

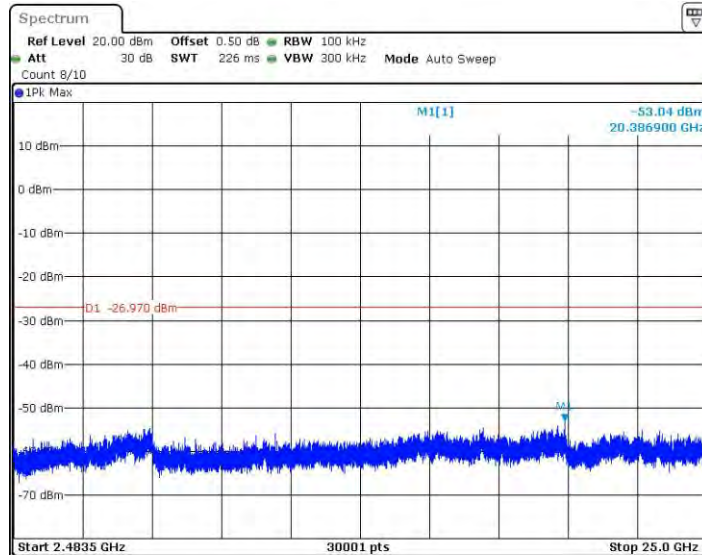


11B\_Ant2\_2462\_0~Reference





11B\_Ant2\_2462\_1~2400



11B\_Ant2\_2462\_2483.5~25000