


## APPENDIX I

### PHOTOGRAPHS OF TEST SETUP

### CONDUCTED EMISSION SETUP PHOTOS




Report No.: T190417W02-RP


Page: A-2 / A-4  
Rev.: 02

## Radiated Emission Set up Photos

9kHz ~ 30MHz



30MHz ~ 1GHz



**Powerline Conducted Emissions Setup Photos**



Report No.: T190417W02-RP

Page: A-4 / A-4  
Rev.: 02

