


## EXHIBIT C - TEST SETUP PHOTOGRAPHS

*Power by DC 5V:*

**Conducted Emissions (Front View)**




**Conducted Emissions (Side View)**



**Radiated Emissions View (Below 30MHz)**



**Radiated Emissions View (Above 30MHz)**



*Power by DC 9V:*


### **Conducted Emissions (Front View)**



### **Conducted Emissions (Side View)**



**Radiated Emissions View (Below 30MHz)**



**Radiated Emissions View (Above 30MHz)**





**H-Field Strength View  
Position A**



**H-Field Strength View  
Position B**



**H-Field Strength View  
Position C**



**H-Field Strength View  
Position D**



**H-Field Strength View  
Position E**



**E-Field Strength View  
Position A**



**E-Field Strength View  
Position B**



**E-Field Strength View  
Position C**





**E-Field Strength View  
Position D**



**E-Field Strength View  
Position E**

