

Item No: AFCC01



AVATARCONTROLS

# Wireless Charger ( User Manual )

www.avatarcontrols.com

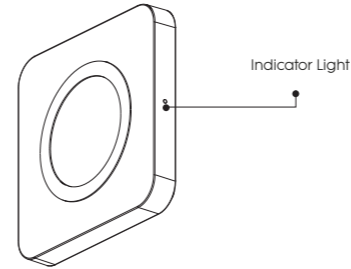
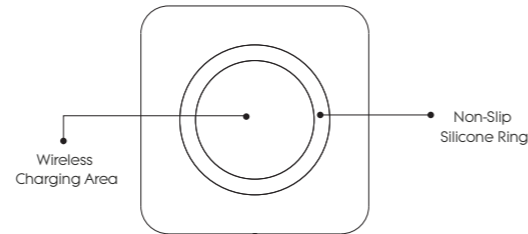
### User Manual

Thank you for choosing the Wireless Charger by AvatarControls. This product is part of the Freecube series and will only function with the AvatarControls Freecube USB Power Socket Base. For the best experience with your Wireless Charger please read the user manual carefully before use. The user manual includes an introduction to the product, usage directions and as well as important safety information.

### Packing List:

- Wireless Charger \* 1
- User Manual \* 1

### Product Appearance:

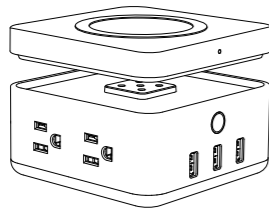


### Indicator Light:

- OFF: No device is placed on the Charging Pad.
- Orange: Device is charging.
- Green: Device is fully charged.
- Red: Device placed on the Charging Pad but not compatible with the Charging Pad.

### How to use:

1. Open and remove the top cover of the Freecube.
2. Place the metal connection face down on the socket.



### Specification :

- Input : 24V/4.5W(MAX)
- Output : 5V/1A
- Transmission Distance : ≤0.24" (6mm)
- Maximum Charge Efficiency: ≤80%
- Working Temperature: 32°F~122°F ( 0°C~50°C )
- Dimensions(WxDxH) : 4.6 x 4.6 x 0.75 in ( 116 x116 x 19mm)

### Precautions:

- Keep the charger away from water and other liquids.
- When cleaning the charger, first make sure it is disconnected from the power supply.
- To maximize the phone charging performance, please do not place metal pieces, coins, or other debris on the charging area.

### FAQ:

- Q: Why isn't my phone charging on the pad ?  
 A: Please check if there are foreign matters on the charging area.  
 Q: What if the area is clean but phone still not charging ?  
 A: Please make sure the charger receiver is inserted in your phone in the correct orientation.

### FCC STATEMENT

1. This device complies with Part 15 of the FCC Rules. Operation is subject to the following two conditions:  
 (1) This device may not cause harmful interference, and  
 (2) This device must accept any interference received, including interference that may cause undesired operation.

2. Changes or modifications not expressly approved by the party responsible for compliance could void the user's authority to operate the equipment.  
 This equipment has been tested and found to comply with the limits for a Class B digital device, pursuant to part 15 of the FCC Rules. These limits are designed to provide reasonable protection against harmful interference in a residential installation.  
 This equipment generates, uses and can radiate radio frequency energy and, if not installed and used in accordance with the instructions, may cause harmful interference to radio communications. However, there is no guarantee that interference will not occur in a particular installation. If this equipment does cause harmful interference to radio or television reception, which can be determined by turning the equipment off and on, the user is encouraged to try to correct the interference by one or more of the following measures:  
 — Reorient or relocate the receiving antenna.  
 — Increase the separation between the equipment and receiver.  
 — Connect the equipment into an outlet on a circuit different from that to which the receiver is connected.  
 — Consult the dealer or an experienced radio/ TV technician for help.

Made in China

### Warranty Card

User Name: \_\_\_\_\_

Address: \_\_\_\_\_

Contact : \_\_\_\_\_

Order Date: \_\_\_\_\_

### Guarantee Clause:

- Within 7 days since goods are sold, if there is performance failure, commodity itself and the outer package is complete (no scratches), can replace the sample type of goods, not including man-made damage.
- The goods are guaranteed for one year from the date of sale. The accessories are not covered by the warranty.
- The warranty service will be only effective under normal use.
- All the man-made damage, disassemble, stripping, improper use etc, is not covered by warranty.
- The warranty card must be provided when ask for warranty. Failure to provide this card or alter the card without permission, the company has privilege to refuse warranty.