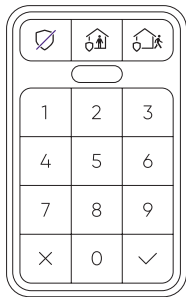


## What's included

- Roku Keypad\*
- AA batteries (x3)
- Screw kit (optional)



## What you'll need

- Roku Smart Home mobile app
- Philips screwdriver (optional)

**NOTE:** You'll need to set up a Roku Monitoring Hub (sold separately) before installing your keypad.


Visit [go.roku.com/monitoring](https://go.roku.com/monitoring) for more information.

\* For indoor use only.

## Let's get started

### STEP 1: Open the Roku Smart Home app

Sign in with your Roku account.



Messaging & data rates may apply.

### STEP 2: Add your keypad

In the Roku Smart Home app, tap the "+" button, then "**Add device**" to find "**Keypad.**"

### STEP 3: Finish setup

Follow the instructions in the app to complete setup and installation.

## Monitoring your home yourself?

Put your home in good hands with 24/7 professional monitoring.

*Subscription required*

### Live agent response

Round-the-clock agents contact you immediately when an alarm is triggered in your home and send assistance if you can't respond.

### One-tap emergency assistance

A single tap in the Roku Smart Home mobile app contacts a live agent who will get help to your home as quickly as possible.

[Continue on back](#) ➔



## For a smarter (and safer) home

Explore Roku sensors,  
cameras, and automated lights  
for extra peace of mind.

Learn more at  
[go.roku.com/smarthome](https://go.roku.com/smarthome)

## Need help?



Setup  
videos



Common  
questions



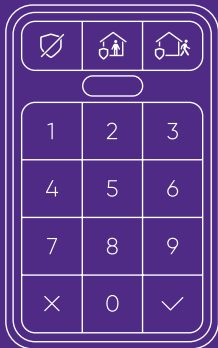
Tips and  
tricks

Visit

[go.roku.com/monitoring](https://go.roku.com/monitoring)

# Roku™ Keypad

## Quick Start Guide



# Roku

© 2023 Roku, Inc. All rights reserved. Roku, the Roku logo, and the Roku Smart Home logo are the trademarks or registered trademarks of Roku, Inc.



4100000961\_01

- Do not expose any element of the Product to smoke, steam, high temperatures, high humidity, direct sunlight, or excessive low or freezing temperatures.
- Do not place any element of the Product on the floor or in a place where they may cause someone to trip or stumble.
- Do not place naked flame sources, such as lighted candles, on or near the Product.
- Do not drop or crush the Product.
- Do not clean with chemical cleaners. Use a soft, dry cloth.
- Do not place Product directly on oil or wax based wood finished surfaces.
- Dispose of the Product according to local standards and regulations

#### **Additional Legal Notices**

##### Federal Communication Commission Interference Statement

This equipment has been tested and found to comply with the limits for a Class B digital device, pursuant to Part 15 of the FCC Rules. These limits are designed to provide reasonable protection against harmful interference in a residential installation. This equipment generates, uses and can radiate radio frequency energy and, if not installed and used in accordance with the instructions, may cause harmful interference to radio communications. However, there is no guarantee that interference will not occur in a particular installation. If this equipment does cause harmful interference to radio or television reception, which can be determined by turning the equipment off and on, the user is encouraged to try to correct the interference by one of the following measures:

- Reorient or relocate the receiving antenna.
- Increase the separation between the equipment and receiver.
- Connect the equipment into an outlet on a circuit different from that to which the receiver is connected.
- Consult the dealer or an experienced radio/TV technician for help.

This device complies with Part 15 of the FCC Rules. Operation is subject to the following two conditions:

- (1) This device may not cause harmful interference, and
- (2) this device must accept any interference received, including interference that may cause undesired operation.

#### **FCC Caution**

Any changes or modifications not expressly approved by Roku, Inc. could void the user's authority to operate this equipment.

#### **Important Note**

##### FCC Radiation Exposure Statement

This equipment complies with FCC radiation exposure limits set forth for an uncontrolled environment. This equipment should be installed and operated with minimum distance 20cm between the radiator & your body. This transmitter must not be co-located or operating in conjunction with any other antenna or transmitter.

Apple and App Store are trademarks of Apple Inc., registered in the U.S. and other countries and regions.

Amazon, Alexa and all related logos are trademarks of Amazon.com, Inc. or its affiliates. Alexa enabled device is required to work with Alexa.

Google, Google Play, and Google Home are trademarks of Google LLC. Google Assistant-enabled device required.

Third party features and services may be subject to change or removal without notice.

# Roku™ Keypad, known as the “Product”

A Roku account is required to activate your Product.

**Please read and keep all safety and use instructions.**

## **Important Product Information Safety Precautions**

⚠ Any electrical device, if used improperly, has the potential for causing fire, electrical shock, property damage or personal injury. To help ensure accident-free and enjoyable operation, follow these guidelines:

- Observe all warnings, precautions, and instructions.
- Regularly inspect all elements of the Product for damage.
- If the Product has been damaged, cracked or punctured, or if the Product functions in an abnormal manner, produces unusual sounds, or smells or becomes hot, immediately stop use, unplug any power adaptors or cables from the electrical outlet and disconnect any other cables.
- Observe all signs and displays that require an electrical device or RF radio product to be switched off in designated areas.

For more information on product safety and troubleshooting, please go to [support.roku.com](https://support.roku.com).

## **Use and Handling**

- ⚠ The Product is not a toy. Product packaging may include plastic bags, mounting hardware, and fasteners.
- Dispose of these properly and keep them out of reach of children and pets, as they could present a choking hazard.
- **Do not puncture, crush, or damage any element of the Product.**
- **Do not attempt to repair or disassemble your Product yourself. Doing so may cause injury, overheating, fire, or damage not covered by the Limited Warranty, or electric shock or injury to you.**

Copyright © 2023 Roku, Inc. All rights reserved.



4100000962\_01