


Test Photograph

Description: Front view of Conducted Emission Test Setup



Description: Front view of Conducted Emission Test Setup




Description: Back view of Conducted Emission Test Setup




Description: Radiated Emissions Test Setup for Below 30MHz



Description: Radiated Emissions Test Setup for Below 1GHz



Description: Radiated Emissions Test Setup for Above 1GHz



Description: Radiated Emissions Test Setup for Above 1GHz



Note: The edge of test table align with the center of turn table.