

User Instructions



V101 ACTIVITY TRACKER
service@more-pro.com

I. Outlook

1. Charging method




Instruction for removing the strap
Power on: Long press touch button.
Power off: Switch to power off page, and long press touch button.

2. Packaging:
Wristband X 1 Packing box X 1 User manual X 1


II. Instruction before using

1. Download APP

A. For IOS phone, search "MorePro" (hereinafter called APP) on APP store to download.
B. For Android phone, search and download "MorePro" on some application markets, such as Google play, application of treasure, wandoujia etc.



Download on the
App Store
For IOS 9.0 & above



ANDROID APP ON
Google Play
For Android 4.4 & above

2. Connection Steps

1. Turn on Bluetooth and don't connect the device with phone's Bluetooth setting directly.
2. Go to morePro app-->setting-->device-->search the device-->find "V101" model to connect.
Warm tips: If you are using android phones, please go to phone setting to turn on GPS while connection.

3. Basic Operation

1. The initial V101 device will not display **Blood pressure** and **Temperature detection** function, need to connect the APP and open them first:
APP-->Settings-->Device-->Switch Setting-->Blood pressure test / Temperature detection
2. Simply click the touch button to switch among function pages.



Main page



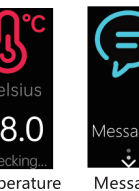
Steps



Sleep



Temperature



Messages



Workouts



HR



BP



More



Turn off

III. Main functions

A. Workout

V101 supports 6 sport modes: Run outdoor, Ride outdoor, Walk outdoor, Run indoor, Hiit, Plank.
Choose the mode and long press the touch button to start.

B. In-coming call reminder

While call is coming, V101 will vibrate to remind you.
Short click to mute, long press to hang up calling.

C. Temperature detection

V101 auto detects the temperature every minute for 24 hours, records every minute data and generate daily temperature report for analysis. V101 supports free switching between Fahrenheit and Celsius: APP-->Setting-->Unit Setting-->Temperature Unit-->Choose "C" or "F".
Notes:
1) The initial device will not display this function, need to connect the APP and open it first: APP-->Settings-->Device-->Switch Setting-->Temperature detection
2) APP has detailed temperature report analysis: APP-->Health-->Temperature-->Show All Data-->Select a time period to view the measurement of each minute.
3) It shows the skin temperature on the wearing position, the showed skin temperature data is related to the environment and clothing, could not indicate deep skin temperature. Valid detecting temperature scope: 0°C-50°C, that is, 32°F-122°F.

D. Other reminder

Sedentary reminder
Reaching goal reminder
Alarm clock
Event reminder
More reminders, welcome to check on MorePro APP.

E. Message reminder

While receiving new message on phone, the device will vibrate to remind you of clicking the device to check the message content.
Notes:
1) For turn on or turn off the message reminder function, please go to MorePro APP-->Setting-->Device-->Message Reminder-->Turn Off Category/Select items to be reminded.
2) While showing message remind on display, please click the screen to check the details.

F. Heart rate monitoring

Switching to the heart rate interface device will automatically detect and the device monitoring will display the real-time heart rate data.
Note:
Tips for turning on Heart Rate Remind: MorePro APP-->Setting-->Device-->Heart rate scope-->Set your heart rate maximum, turn it on.

G. Blood pressure detection

Switch to BP test page on V101 manually to start detecting automatically, the test time depends on users physical status. It is normal to take long time to show the result, please be patient to wait.
Note:
The initial device will not display this function, need to connect the APP and open this function first: APP-->Settings-->Device-->Switch Setting-->Blood pressure test

H. Sleep monitor

Device could monitor sleep data in the evening automatically, switch to sleep page by clicking the touch button to check the sleep quality. V101 doesn't support the detection of afternoon nap or abnormal sleep (such as night work-shift, rest at daylight) temporarily.

I. Find cellphone

Switch to find cellphone page, long press the touch button, cellphone will ring to remind you.
Note: Please go to MorePro app-->Setting-->Device-->Switch setting-->Turn on "Find cell phone" feature.

J. Alarm clock

Set the alarm clock in APP short click to ring again 10 minutes later. Long press to quit the alarm clock.

K. Time setting

V101's time is synchronized with the time on your cellphone. Setting time mode as 24/12 hours format on your cellphone time setting, then reconnecting device with the APP.

L. Waterproof

It can be used to wash hands, do some water activities in the shallow water area. Stop using it while taking hot shower, diving, surfing etc.

M. Parameters

CPU: realtek8752cj
Screen type: TFT
Life time: 4 days
Operate way: Touch, lift up wrist to display
Charging method: USB direct charge
Battery type: Polymer lithium battery
Data transfer: Low-power Bluetooth 4.0 sync
Device Requirement:
Android 4.4/above; Bluetooth 4.0; iPhone 4S/above, iOS 9.0/above;

N. Security information:

1) Security information: To ensure operate properly, please read and follow by the quick guide before using the device.
2) Privacy protection: To protect your data, please check our privacy policy on APP.
3) Data security: If connect to the non-appointed 3rd software to connect or upgrade the device, it might cause device unworkable or leak out your private info.

O. Electronic device:

On the places where is banned to use wireless device, such as petrol station, plane on aboard, medical occasion with wireless forbidden, please stop using the device, to avoid interruption with other electronic device or get in danger.

P. Traffic security:

Keep your mind that safe driving is most important, please don't operate the device while driving. Don't place the device on the airbag or the area where airbag could get, to avoid the strong push strength to device cause people in the car get serious hurt.

Q. Children health:

the device with accessories attaches some small parts, please keep the device out of the place the children can get at. Children might break the device or accessories, or the children get in trouble for swallowing small parts or other dangerous action.

R. Responsibility limit:

Following by law, under any circumstances, device supplier takes the largest responsibility limit of your loss for using the device(except for the bodily harm and the excluding harm in law instruction), which is referring to the paid cost of the device.

S. Accessories request:

Use unconfirmed or incompatible power, charger or battery, causes fire, explosion or other danger.

T. Battery security:

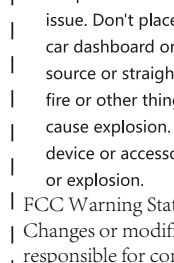
The device is with built-in battery, please don't change battery yourself, to avoid damage the battery or device. Don't connect any metal conduct with battery's 2 poles to prevent from battery short circuit and injure body for battery too hot. Don't detach or change battery, insert other thing or dip into the water or any liquid, to prevent from battery liquid out, too hot or explosion.

U. Operate occasion:

Don't use the device at the place in high temperature/moisture or magnetic area, to avoid interior circuit issue in the device. Please use it in temperature -5 C~45 C, when the temperature around is too high or too low, it possibly cause device issue. Don't place the device under the direct sunlight, such as the car dashboard or window. Don't take the device close to the heat source or straight fire source, such as micro-wave stove, oven, stove fire or other thing which make the heat, and hot battery possibly cause explosion. Don't allow the children or pet swallow or bite the device or accessories, to prevent from the harm or bringing damage or explosion.

V. FCC Warning Statement

Changes or modifications not expressly approved by the party responsible for compliance could void the user's authority to operate the equipment. This equipment has been tested and found to comply with the limits for a Class B digital device, pursuant to Part 15 of the FCC Rules. These limits are designed to provide reasonable protection against harmful interference in a residential installation. This equipment generates uses and can radiate radio frequency energy and, if not installed and used in accordance with the instructions, may cause harmful interference to radio communications. However, there is no guarantee that interference will not occur in a particular installation. If this equipment does cause harmful interference to radio or television reception, which can be determined by turning the equipment off and on, the user is encouraged to try to correct the interference by one or more of the following measures:
- - Reorient or relocate the receiving antenna.
- - Increase the separation between the equipment and receiver.
- - Connect the equipment into an outlet on a circuit different from that to which the receiver is connected.
- - Consult the dealer or an experienced radio/TV technician for help.



MorePro

Device Requirement: Android 4.4/above; Bluetooth 4.0; iPhone 4S/above, iOS 8.0/above;

www.more-pro.com

尺寸: 126mm X 78mm 105g铜版纸 四色双折页 (CY定制)