

# APPENDIX A

## TEST SETUP PHOTOS


<b>Applicant</b>	Safetrust Inc.
<b>Model Name</b>	SA520
<b>FCC ID</b>	2ANI5SA520
<b>IC ID</b>	23133-SA520
<b>Reference Test Report No.:</b>	HA220420-SFT-002-R18 HA220420-SFT-002-R19 HA220420-SFT-002-R23

## Radiated Emission Test Setup : Below 1 GHz

9 kHz – 30 MHz




30 MHz – 1 GHz




## Radiated Emission Test Setup : Above 1 GHz

1 GHz – 18 GHz




18 GHz -40 GHz



## AC Line Conducted Emission Test Setup

**Front View**



**Rear View**



## RF Conducted Test Setup

