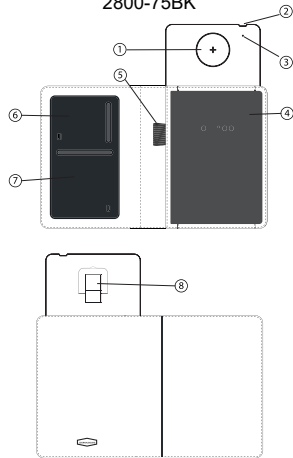


# Reclaim MagClick® Fast Wireless JournalBook

Instruction Manual  
2800-75BK



1. Wireless Charging Surface with MagClick®
2. Type-C Port
3. Indicator Light
4. JournalBook
5. Pen Loop
6. Card Case
7. Phone Pocket
8. Wireless Charging Surface Stand

## Tech Specifications

- Type-C Input: 9V/2A
- Wireless Output: 5W/7.5W/10W/15W

## Instructions:

### Wireless Charging Mobile phones and other electronic devices

- Ensure that your device supports wireless charging, it will be listed in the manufacturer's specifications.
- Connect the provided charging cable to a power source and to the Type-C port on the top side of the wireless charging surface, once connected, the LED indicator will turn RED.
- Place the wireless charging supported device on the wireless charging surface.
- If the device supports MagClick® function, it will be easy to be fixed on the correct location and begin to charge automatically, indicator will glow blue in charging.
- If the device does not support MagClick® function, Adjust the device to the correct location, phone will begin to charge automatically, indicator will glow blue in charging.
- Once Fully charged, remove the device.

### \*\*Note:

- Open the stand on the backside of wireless charging surface in case of needed.
- In order to charge devices, using only the accessory cable or the cable included with your own device by the manufacture.

## SAFETY PRECAUTIONS:

- WARNING-When using this product, basic precautions should always be followed:
  1. Read all the instructions before use.
  2. Never store or use this product in temperatures below 32°F(0°C) or above 115°F(45°C).
  3. Do not overcharge your phone. The unit may become hot under excessive use. Remove your phone once it is fully charged. Never charge your phone for more than 7 hours at a time.
  4. To reduce the risk of injury, close supervision is required when the product is used near children.
  5. Do not expose the device to moisture.
  6. Do not use the device in excess of its output rating. Overload outputs above the rating may result in a risk of fire or injury.
  7. Do not use the device if damaged or modified.
  8. Do not disassemble the device. For repairs, seek a qualified service professional. Incorrect reassembly may result in a risk of fire or injury.
  9. Do not expose the device to fire or excessive temperature. Exposure to fire or temperatures above 104°F may cause explosion.
  10. Ensure that qualified service professionals use only identical replacement parts to ensure product safety.
  11. Attachments on the back of your phone can impede the effectiveness of the wireless charger, and lead to overheating.
  12. Please remove any attachments from the phone before charging on this device, attachments can interfere with wireless charging and lead to overheating.
  13. The strong magnetic fields of neodymium magnets can damage items such as television, computer monitors, credit cards, bank cards, computers, diskettes and other data carriers, video tapes, mechanical

watches, hearing aids, loud speakers and VCRs. Pace-makers may be damaged or switch to "Test Mode" in the presence of a strong magnetic force, if a pace-maker or other electrical body implant is in use, keep a minimum of 3 feet distance.

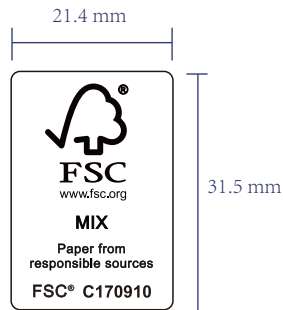

## FCC Statement:

This device complies with Part 15 of the FCC Rules. Operation is subject to the following two conditions:

- (1) This device may not cause harmful interference, and
  - (2) This device must accept any interference received, including interference that may cause undesired operation.
- Warning:  
Changes or modifications not expressly approved by the party responsible for compliance could void the user's authority to operate the equipment.



MADE IN CHINA



FSC 2.8 mm

165.1\*94mm