


封面
封底

139.0

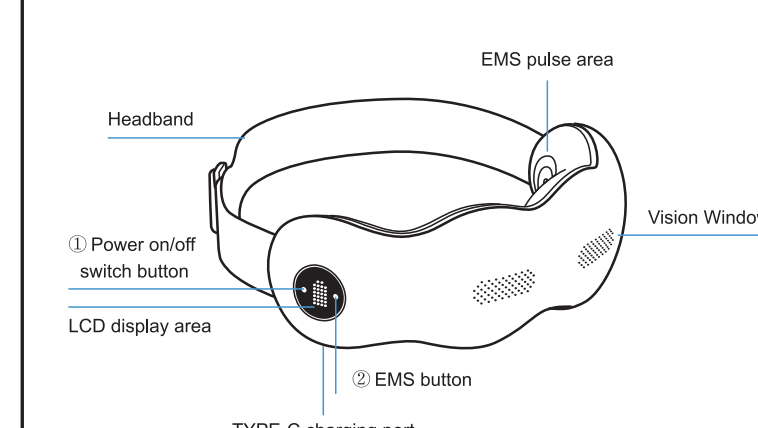


Model: CME10A

Safety Use Instructions

- Please read carefully and understand all the contents of the instruction manual, please follow the instructions for use, do not use if you have symptoms of eye disease; patients who have had eye surgery, glaucoma, cataract, retinal detachment, and other major eye diseases are prohibited to use.
- Do not use water to clean the product, please use cotton soaked with alcohol to clean.
- Do not disassemble the product by yourself.
- This product has a heating surface, so people who are not sensitive to heat must be careful when using it.
- This device is not intended for use by people who are physically weak, slow to respond, or mentally impaired unless safely used under the guidance or assistance of the person responsible for their safety; unattended young children and disabled people are prohibited from using this device, and children are prohibited from playing with this device.
- This product is a personal healthcare massage product, and can not reduce drugs and medical devices.
- Prohibit disassembly, impact, squeeze the internal lithium battery, or put it into the fire, if there is a serious bulge, please do not continue to use it.
- The battery is not allowed to be used after soaking in water.
- With lithium batteries inside, please do not place them in a high-temperature environment.
- For sensitive skin, facial allergic dermatitis, or if plastic materials are placed on the face, use this device under medical supervision.
- Avoid strong sunlight and gas corrosion.
- This product will block the line of sight, please do not use it when walking or driving.
- Please use the call phone charger (5V/1A) to charge the eye massager.
- Please do not use sharp objects to scratch and stab the product.

Product Overview



Product Features

- Hot compress
- Voice broadcast
- 180° foldable
- Air pressure
- Bluetooth 5.0
- EMS
- Visible

Eye Massager User Guide

⚠ Caution

- Please fully charge with 5V call phone charger before use.
- The indicator light flashes in steps during charging, and the battery identification light is always on when charging is completed.
- The device can not be turned on and work when charging, the device will automatically stop working when charging in the work.
- Please remove glasses, contact lenses, hair cards, and hair accessories before use to avoid discomfort.


Operating Instructions

- Put on the device
- Align the cloth cover to the eyes, put on the device, and adjust the elastic band to the most comfortable position. Adjust the position of the device up and down to the most comfortable position.
- Button control
 - Long press the power on button ① for 2 seconds to turn it on and off, and short press to switch modes.
 - Click the ① icon to switch to the next mode.
 - Double-click the ① icon to open the silent mode (background music and broadcast voice closed).
 - Long press the button ② to open the Electric Muscle Stimulation mode, (Everyone's tolerance is different, please choose the gear you feel comfortable with. For the first time users, please select gear 1 to avoid discomfort).
 - Click the button ② to switch to the next gear.
 - Double-click the button ② to return to the previous gear.
- Bluetooth music (Bluetooth name: CME10A)
 - The default setting of Bluetooth is on, when the phone is turned on, the built-in music will be played by default, after the phone is connected to


Use Mode

Each time you press the mode button, there will be a voice broadcast. Each mode is set for ten minutes by default and automatically shut down after 10 minutes.


LCD Display




Charge Reminder:
(10% power left)
indicator keeps flashing




Charging Flashing
Full charge: indicator keeps on




Eye Protection Mode:
air pressure + hot compress
+ vibrating + music




Beauty Mode:
air pressure + hot compress
+ music



Clear Mode:
air pressure + music



Sleep Mode:
air pressure



Hot Compress Mode:
hot compress + music

Eye Massager

Arboleaf Corporation 5700 Granite Parkway, Suite 200, Plano, TX 75024
1-800-655-1148
support@arboleaf.com
www.arboleaf.com

Custom Service (US)




Specifications

Model: CME10A
Dimensions: 3.93inch*3.46inch*3.11
Product net weight: 6.089lb
Product name: Eye massage instrument
Power supply: built-in battery
Control mode: double button control
Battery capacity: 1200mAh
Massage mode: 5 modes
Function: Visual / airbag / hot / music/ EMS
Massage time: 10 minutes/time (automatic shutdown)
Charging method: TYPE-C
Rated power: less than 5W
Charging current: 5V/1A

Cleaning and storage

- Turn off the power before cleaning, and use a dry soft cloth to clean the surface of the product.
- If you don't use it for a long time, please cover it with a dust cover (provided by yourself) to avoid dust.
- Do not use corrosive cleaning agents such as benzene or thinner to clean the product, otherwise, it will cause the product to fade, the structure will be corroded and cracked.
- Do not place the product in sunlight or high-temperature places to avoid discoloration.

Common problems and solutions

Number	Problems	Possible Reasons	Solutions
1	Has sound of "buzz" and "ta-ta"	Normal sound generated during operation, such as air pump inflation, motor rotation, air valve deflation, cloth sleeve friction, etc	No processing required
2	Auto shutdown after power on	Low battery power of lithium battery	Recharge the device
3	Unable to turn on power	Battery is not charged successfully	Charger is damaged
4	Too weak of the air pressure	Low battery power of lithium battery	Recharge the device


* If there are any abnormalities after the above processing, please turn off the power. You can contact us on our official website or send us an email directly, and we will handle it for you in a timely manner. Do not disassemble or repair the product without authorization to avoid damage to the product or personal injury.

WARRANTY

Product	Eye Massager
Default Warranty Period	1 Year

For your own reference, we strongly recommend that you record number and date of purchase

Retail Store	
Order Number	
Date of Purchase	



This warranty does not cover failures due to misuse, abuse, accidental damage or unauthorized repair. USB charging cable is exclude from the warranty.

Warning

To assure continued compliance, any changes or modifications not expressly approved by the party responsible for compliance could void the user's authority to operate this equipment.

FCC Statement

This equipment complies with Part 15 of the FCC Rules. Operation is subject to the following two conditions:
(1) This device may not cause harmful interference, and
(2) This device must accept any interference received, including interference that may cause undesired operation.

NOTE: This equipment has been tested and found to comply with the limits for a Class B digital device, pursuant to part 15 of the FCC rules. These limits are designed to provide reasonable protection against harmful interference in a residential installation. This equipment generates, uses and can radiate radio frequency energy and, if not installed and used in accordance with the instructions, may cause harmful interference to radio communications. However, there is no guarantee that interference will not occur in a particular installation. If this equipment does cause harmful interference to radio or television reception, which can be determined by turning the equipment off and on, the user is encouraged to try to correct the interference by one or more of the following measures:
-Reorient or relocate the receiving antenna.
-Increase the separation between the equipment and receiver.
-Connect the equipment into an outlet on a circuit different from that to which the receiver is connected.
-Consult the dealer or an experienced radio/TV technician for help.

FCC Radiation Exposure Statement:
The device has been evaluated to meet general RF exposure requirement. The device can be used in the portable exposure condition without restriction.

IC Warning

This device complies with Industry Canada licence-exempt RSS standard(s). Operation is subject to the following two conditions: (1) This device may not cause interference, and (2) This device must accept any interference, including interference that may cause undesired operation of the device.

- French:
Le présent appareil est conforme aux CNR d'Industrie Canada applicables aux appareils radio exempts de licence. L'exploitation est autorisée aux deux conditions suivantes:
(1) L'appareil ne doit pas produire de brouillage, et
(2) l'utilisateur de l'appareil doit accepter tout brouillage radioélectrique subi, même si le brouillage est susceptible d'en compromettre le fonctionnement.

The device has been evaluated to meet general RF exposure requirement. The device can be used in portable exposure condition without restriction.

le dispositif a été évalué à satisfaire l'exigence générale de l'exposition sans restriction.
l'appareil peut être utilisé dans des conditions d'exposition portatif sans restriction.