

System Check-D2450V2_H2450

DUT: Dipole 2450 MHz D2450V2 SN:1014

Communication System: CW; Frequency: 2450 MHz; Duty Cycle: 1:1

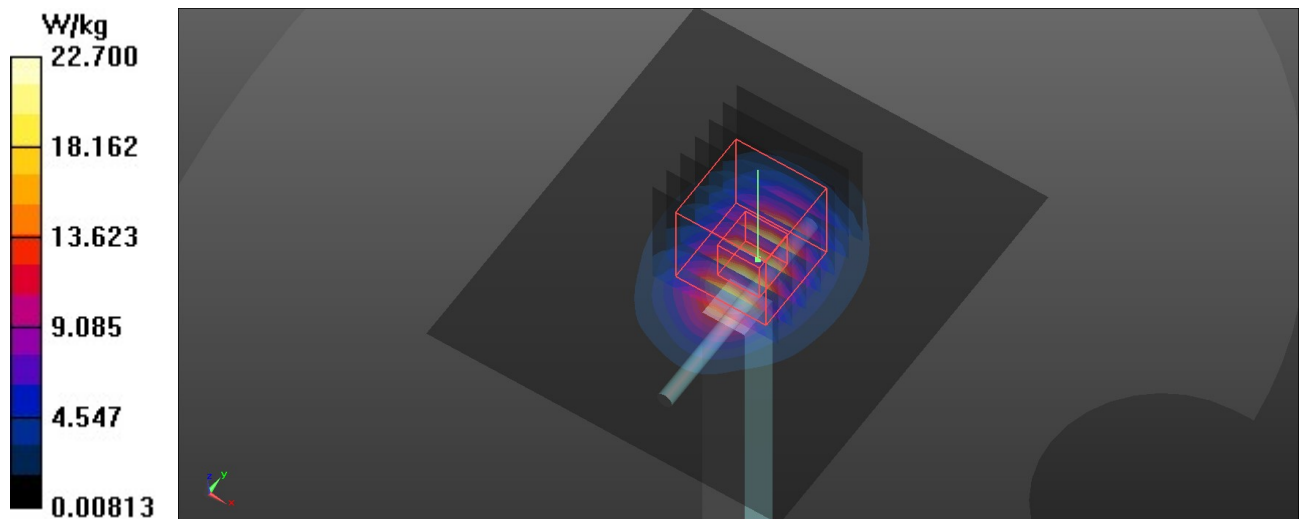
Medium: H2450 Medium parameters used: $f = 2450$ MHz; $\sigma = 1.845$ S/m; $\epsilon_r = 39.408$; $\rho = 1000$ kg/m³

DASY5 Configuration:

- Probe: EX3DV4 - SN7506; ConvF(7.98, 7.98, 7.98) @ 2450 MHz; Calibrated: 2023/6/29
- Sensor-Surface: 1.4mm (Mechanical Surface Detection)
- Electronics: DAE4 Sn1557; Calibrated: 2023/7/6
- Phantom: SAM 1; Type: QD 000 P40 CB; Serial: 1961
- Measurement SW: DASY52, Version 52.10 (4); SEMCAD X Version 14.6.14 (7483)

Pin=250 mW/Area Scan (71x81x1): Interpolated grid: dx=1.200 mm, dy=1.200 mm
Maximum value of SAR (interpolated) = 22.7 W/kg

Pin=250 mW/Zoom Scan (7x7x7)/Cube 0: Measurement grid: dx=5mm, dy=5mm, dz=5mm
Reference Value = 110.6 V/m; Power Drift = 0.01 dB
Peak SAR (extrapolated) = 27.8 W/kg
SAR(1 g) = 13.1 W/kg; SAR(10 g) = 6.04 W/kg
Smallest distance from peaks to all points 3 dB below = 9 mm
Ratio of SAR at M2 to SAR at M1 = 47.7%
Maximum value of SAR (measured) = 22.0 W/kg



System Check-D2450V2_H2450

DUT: Dipole 2450 MHz D2450V2 SN:1014

Communication System: CW; Frequency: 2450 MHz; Duty Cycle: 1:1

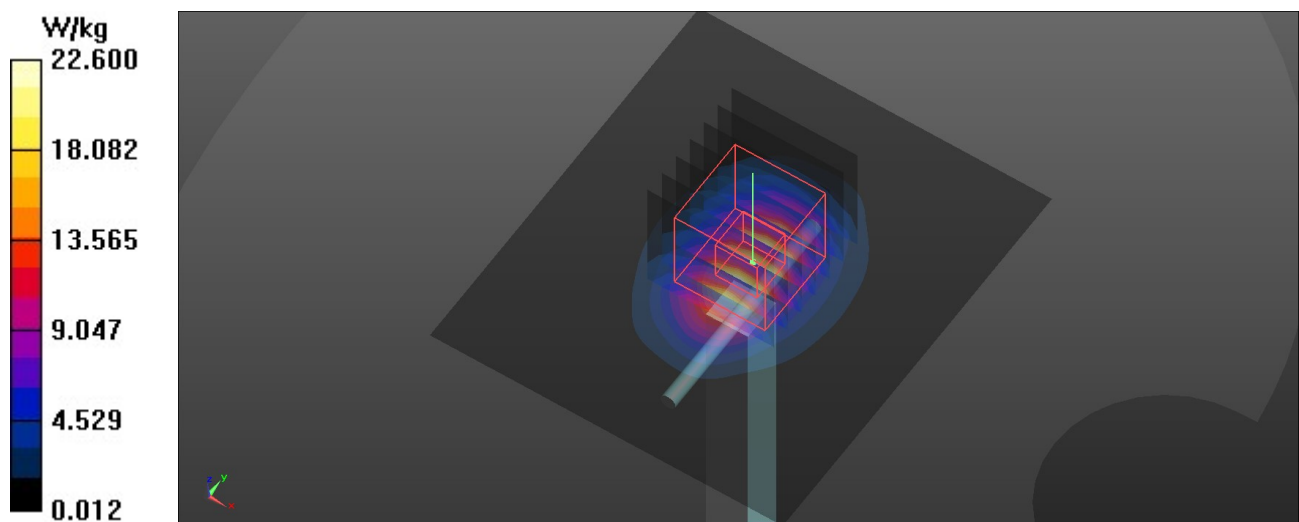
Medium: H2450 Medium parameters used: $f = 2450$ MHz; $\sigma = 1.845$ S/m; $\epsilon_r = 39.401$; $\rho = 1000$ kg/m³

DASY5 Configuration:

- Probe: EX3DV4 - SN7506; ConvF(7.98, 7.98, 7.98) @ 2450 MHz; Calibrated: 2023/6/29
- Sensor-Surface: 1.4mm (Mechanical Surface Detection)
- Electronics: DAE4 Sn1557; Calibrated: 2023/7/6
- Phantom: SAM 1; Type: QD 000 P40 CB; Serial: 1961
- Measurement SW: DASY52, Version 52.10 (4); SEMCAD X Version 14.6.14 (7483)

Pin=250 mW/Area Scan (71x81x1): Interpolated grid: dx=1.200 mm, dy=1.200 mm
Maximum value of SAR (interpolated) = 22.6 W/kg

Pin=250 mW/Zoom Scan (7x7x7)/Cube 0: Measurement grid: dx=5mm, dy=5mm, dz=5mm
Reference Value = 111.7 V/m; Power Drift = -0.00 dB
Peak SAR (extrapolated) = 27.7 W/kg
SAR(1 g) = 13 W/kg; SAR(10 g) = 6.01 W/kg
Smallest distance from peaks to all points 3 dB below = 9 mm
Ratio of SAR at M2 to SAR at M1 = 47.5%
Maximum value of SAR (measured) = 22.0 W/kg



System Check-D5GHz_H5250

DUT: Dipole D5GHzV2 SN:1280

Communication System: CW; Frequency: 5250 MHz; Duty Cycle: 1:1

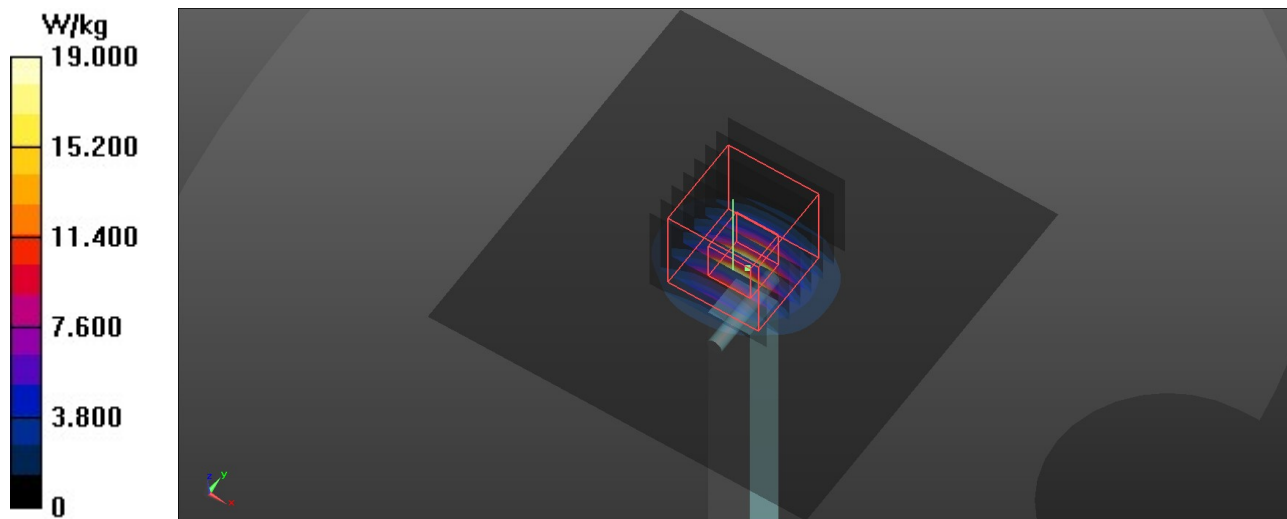
Medium: H5G Medium parameters used: $f = 5250$ MHz; $\sigma = 4.742$ S/m; $\epsilon_r = 36.257$; $\rho = 1000$ kg/m³

DASY5 Configuration:

- Probe: EX3DV4 - SN7506; ConvF(5.48, 5.48, 5.48) @ 5250 MHz; Calibrated: 2023/6/29
- Sensor-Surface: 1.4mm (Mechanical Surface Detection)
- Electronics: DAE4 Sn1557; Calibrated: 2023/7/6
- Phantom: SAM 1; Type: QD 000 P40 CB; Serial: 1961
- Measurement SW: DASY52, Version 52.10 (4); SEMCAD X Version 14.6.14 (7483)

Pin=100mW/Area Scan (91x91x1): Interpolated grid: dx=1.000 mm, dy=1.000 mm
Maximum value of SAR (interpolated) = 19.0 W/kg

Pin=100mW/Zoom Scan (8x8x7)/Cube 0: Measurement grid: dx=4mm, dy=4mm, dz=1.4mm
Reference Value = 72.91 V/m; Power Drift = -0.03 dB
Peak SAR (extrapolated) = 33.6 W/kg
SAR(1 g) = 8.22 W/kg; SAR(10 g) = 2.34 W/kg
Smallest distance from peaks to all points 3 dB below = 7.2 mm
Ratio of SAR at M2 to SAR at M1 = 64.7%
Maximum value of SAR (measured) = 19.3 W/kg



System Check-D5GHz_H5600

DUT: Dipole D5GHzV2 SN:1280

Communication System: CW; Frequency: 5600 MHz; Duty Cycle: 1:1

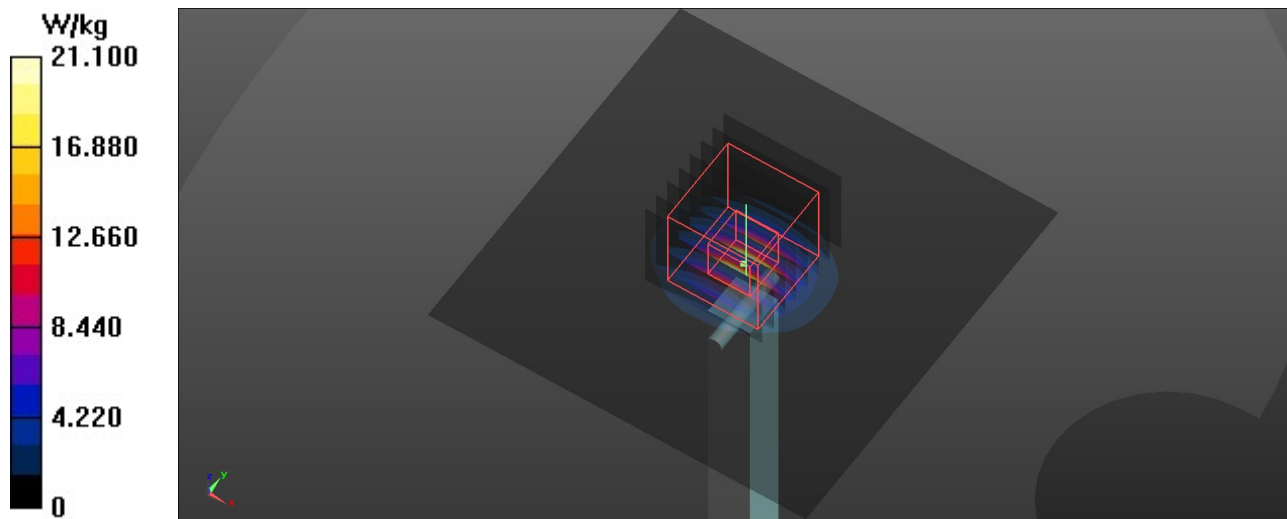
Medium: H5G Medium parameters used: $f = 5600$ MHz; $\sigma = 5.041$ S/m; $\epsilon_r = 34.826$; $\rho = 1000$ kg/m³

DASY5 Configuration:

- Probe: EX3DV4 - SN7506; ConvF(4.99, 4.99, 4.99) @ 5600 MHz; Calibrated: 2023/6/29
- Sensor-Surface: 1.4mm (Mechanical Surface Detection)
- Electronics: DAE4 Sn1557; Calibrated: 2023/7/6
- Phantom: SAM 1; Type: QD 000 P40 CB; Serial: 1961
- Measurement SW: DASY52, Version 52.10 (4); SEMCAD X Version 14.6.14 (7483)

Pin=100mW/Area Scan (91x91x1): Interpolated grid: dx=1.000 mm, dy=1.000 mm
Maximum value of SAR (interpolated) = 21.1 W/kg

Pin=100mW/Zoom Scan (8x8x7)/Cube 0: Measurement grid: dx=4mm, dy=4mm, dz=1.4mm
Reference Value = 74.23 V/m; Power Drift = -0.01 dB
Peak SAR (extrapolated) = 38.9 W/kg
SAR(1 g) = 8.72 W/kg; SAR(10 g) = 2.45 W/kg
Smallest distance from peaks to all points 3 dB below = 7.4 mm
Ratio of SAR at M2 to SAR at M1 = 61.8%
Maximum value of SAR (measured) = 21.0 W/kg



System Check-D5GHz_H5800

DUT: Dipole D5GHzV2 SN:1280

Communication System: CW; Frequency: 5800 MHz; Duty Cycle: 1:1

Medium: H5G Medium parameters used: $f = 5800$ MHz; $\sigma = 5.239$ S/m; $\epsilon_r = 34.553$; $\rho = 1000$ kg/m³

DASY5 Configuration:

- Probe: EX3DV4 - SN7506; ConvF(4.95, 4.95, 4.95) @ 5800 MHz; Calibrated: 2023/6/29
- Sensor-Surface: 1.4mm (Mechanical Surface Detection)
- Electronics: DAE4 Sn1557; Calibrated: 2023/7/6
- Phantom: SAM 1; Type: QD 000 P40 CB; Serial: 1961
- Measurement SW: DASY52, Version 52.10 (4); SEMCAD X Version 14.6.14 (7483)

Pin=100mW/Area Scan (91x91x1): Interpolated grid: dx=1.000 mm, dy=1.000 mm

Maximum value of SAR (interpolated) = 21.1 W/kg

Pin=100mW/Zoom Scan (8x8x7)/Cube 0: Measurement grid: dx=4mm, dy=4mm, dz=1.4mm

Reference Value = 71.73 V/m; Power Drift = 0.03 dB

Peak SAR (extrapolated) = 41.3 W/kg

SAR(1 g) = 8.48 W/kg; SAR(10 g) = 2.37 W/kg

Smallest distance from peaks to all points 3 dB below = 7.5 mm

Ratio of SAR at M2 to SAR at M1 = 59.1%

Maximum value of SAR (measured) = 21.3 W/kg

