

Appendix B: Test Results of 5.8G SDR

APPENDIX B: TEST RESULTS OF 5.8G SDR	1
APPENDIX B.1: TEST RESULTS OF CONDUCTED POWER SPECTRAL DENSITY	2
5.8G SDR, 1.4MHz BW	2
5.8G SDR, 1.4MHz BW CA mode	5
5.8G SDR, 3MHz BW	8
5.8G SDR, 3MHz BW CA mode	11
5.8G SDR, 10MHz BW	14
5.8G SDR, 20MHz BW	17
5.8G SDR, 40MHz BW	20
APPENDIX B.2: TEST RESULTS OF FREQUENCY STABILITY	23
5.8G SDR, 1.4MHz BW	23
5.8G SDR, 1.4MHz BW CA mode	26
5.8G SDR, 3MHz BW	29
5.8G SDR, 3MHz BW CA mode	32
5.8G SDR, 10MHz BW	35
5.8G SDR, 20MHz BW	38
5.8G SDR, 40MHz BW	41
APPENDIX B.3: TEST RESULTS OF 6DB BANDWIDTH	44
5.8G SDR, 1.4MHz BW	44
5.8G SDR, 1.4MHz BW CA mode	47
5.8G SDR, 3MHz BW	50
5.8G SDR, 3MHz BW CA mode	53
5.8G SDR, 10MHz BW	56
5.8G SDR, 20MHz BW	59
5.8G SDR, 40MHz BW	62
APPENDIX B.4: TEST RESULTS OF 99% BANDWIDTH	65
5.8G SDR, 1.4MHz BW	65
5.8G SDR, 1.4MHz BW CA mode	68
5.8G SDR, 3MHz BW	71
5.8G SDR, 3MHz BW CA mode	74
5.8G SDR, 10MHz BW	77
5.8G SDR, 20MHz BW	80
5.8G SDR, 40MHz BW	83
APPENDIX B.5: TEST RESULTS OF RADIATED SPURIOUS EMISSIONS	86
30MHz - 1GHz (Worst case)	86
1GHz - 18GHz	88

Appendix B.1: Test Results of Conducted Power Spectral Density

5.8G SDR, 1.4MHz BW

Power Spectral Density (5728.5 MHz; 20.000 dBm; 1.4MHz)

Test according to FCC title 47 part 15 §15.407(a), KDB 789033 D02 General U-NII Test Procedures New Rules v02r01 II.F and ANSI C63.10-2013

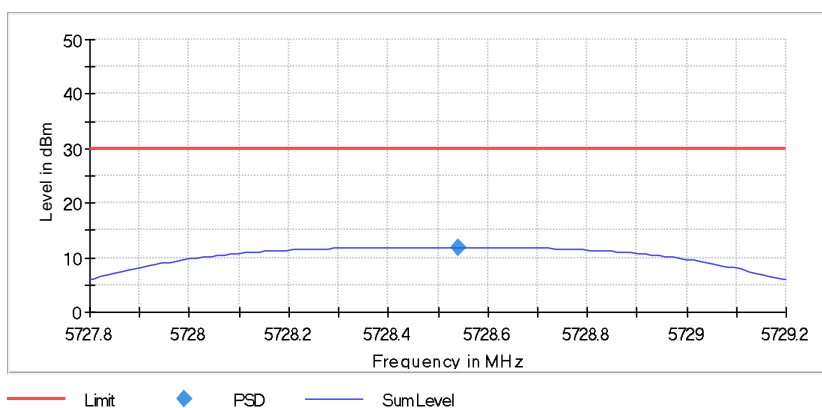
Result

DUT Frequency (MHz)	Frequency (MHz)	PSD (dBm)	Limit Max (dBm)	Result
5728.500000	5728.541584	11.853	30.0	PASS

Ports

Port	State
1	used
2	used

Power Spectral Density



Measurement

Setting	Instrument Value	Target Value
Start Frequency	5.72780 GHz	5.72780 GHz
Stop Frequency	5.72920 GHz	5.72920 GHz
Span	1.400 MHz	1.400 MHz
RBW	500.000 kHz	<= 500.000 kHz
VBW	2.000 MHz	>= 1.500 MHz
SweepPoints	101	~ 6
SweepTime	505.000 ms	505.000 ms
Reference Level	10.000 dBm	10.000 dBm
Attenuation	30.000 dB	AUTO
Detector	RMS	RMS
SweepCount	119	119
Filter	3 dB	3 dB
Trace Mode	Max Hold	Max Hold
Sweeptype	Sweep	AUTO
Preamp	off	off
Stablemode	Trace	Trace
Stablevalue	0.30 dB	0.30 dB
Run	4 / max. 15	max. 15
Stable	3 / 3	3
Max Stable Difference	0.00 dB	0.30 dB

Power Spectral Density (5786.5 MHz; 20.000 dBm; 1.4MHz)

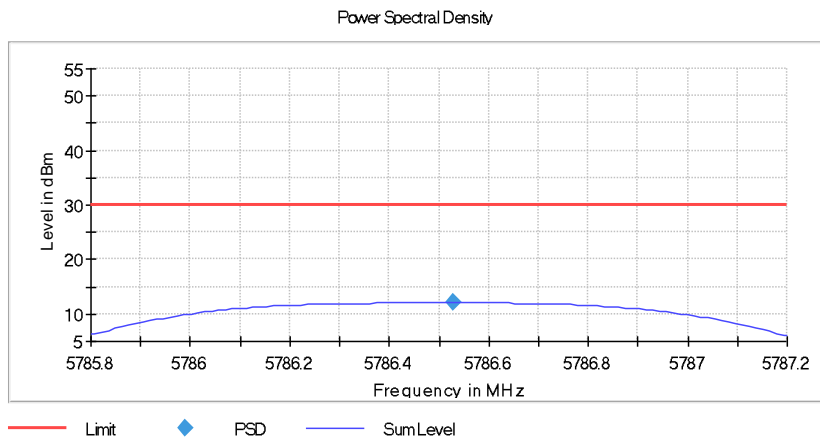
Test according to FCC title 47 part 15 §15.407(a), KDB 789033 D02 General U-NII Test Procedures New Rules v02r01 II.F and ANSI C63.10-2013

Result

DUT Frequency (MHz)	Frequency (MHz)	PSD (dBm)	Limit Max (dBm)	Result
5786.500000	5786.527723	12.055	30.0	PASS

Ports

Port	State
1	used
2	used



Measurement

Setting	Instrument Value	Target Value
Start Frequency	5.78580 GHz	5.78580 GHz
Stop Frequency	5.78720 GHz	5.78720 GHz
Span	1.400 MHz	1.400 MHz
RBW	500.000 kHz	<= 500.000 kHz
VBW	2.000 MHz	>= 1.500 MHz
SweepPoints	101	~ 6
Sweeptime	505.000 ms	505.000 ms
Reference Level	10.000 dBm	10.000 dBm
Attenuation	30.000 dB	AUTO
Detector	RMS	RMS
SweepCount	119	119
Filter	3 dB	3 dB
Trace Mode	Max Hold	Max Hold
SweepType	Sweep	AUTO
Preamp	off	off
Stablemode	Trace	Trace
Stablevalue	0.30 dB	0.30 dB
Run	4 / max. 15	max. 15
Stable	3 / 3	3
Max Stable Difference	0.00 dB	0.30 dB

Power Spectral Density (5846.5 MHz; 20.000 dBm; 1.4MHz)

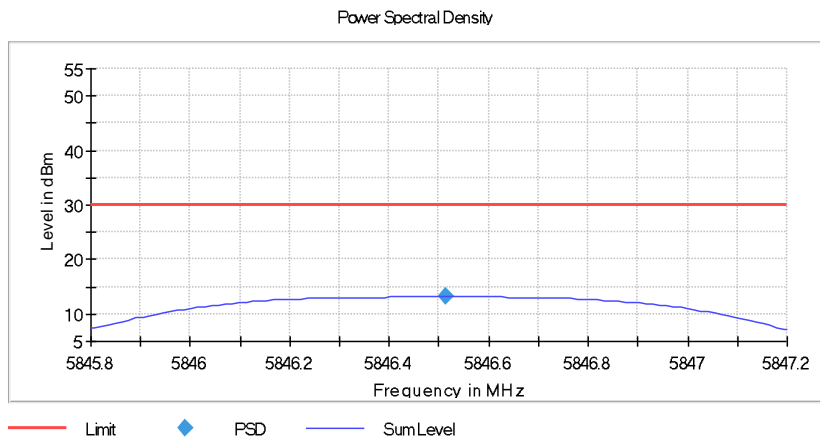
Test according to FCC title 47 part 15 §15.407(a), KDB 789033 D02 General U-NII Test Procedures New Rules v02r01 II.F and ANSI C63.10-2013

Result

DUT Frequency (MHz)	Frequency (MHz)	PSD (dBm)	Limit Max (dBm)	Result
5846.500000	5846.513861	13.142	30.0	PASS

Ports

Port	State
1	used
2	used



Measurement

Setting	Instrument Value	Target Value
Start Frequency	5.84580 GHz	5.84580 GHz
Stop Frequency	5.84720 GHz	5.84720 GHz
Span	1.400 MHz	1.400 MHz
RBW	500.000 kHz	<= 500.000 kHz
VBW	2.000 MHz	>= 1.500 MHz
SweepPoints	101	~ 6
Sweeptime	505.000 ms	505.000 ms
Reference Level	10.000 dBm	10.000 dBm
Attenuation	30.000 dB	AUTO
Detector	RMS	RMS
SweepCount	119	119
Filter	3 dB	3 dB
Trace Mode	Max Hold	Max Hold
Sweeptype	Sweep	AUTO
Preamp	off	off
Stablemode	Trace	Trace
Stablevalue	0.30 dB	0.30 dB
Run	4 / max. 15	max. 15
Stable	3 / 3	3
Max Stable Difference	0.00 dB	0.30 dB

5.8G SDR, 1.4MHz BW CA mode

Power Spectral Density (5730.12 MHz; 20.000 dBm; 1.4MHz)

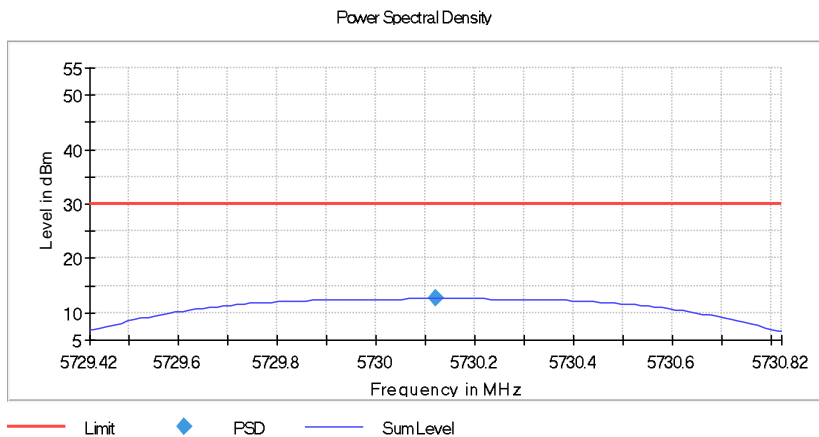
Test according to FCC title 47 part 15 §15.407(a), KDB 789033 D02 General U-NII Test Procedures New Rules v02r01 II.F and ANSI C63.10-2013

Result

DUT Frequency (MHz)	Frequency (MHz)	PSD (dBm)	Limit Max (dBm)	Result
5730.120000	5730.120000	12.571	30.0	PASS

Ports

Port	State
1	used
2	used



Measurement

Setting	Instrument Value	Target Value
Start Frequency	5.72942 GHz	5.72942 GHz
Stop Frequency	5.73082 GHz	5.73082 GHz
Span	1.400 MHz	1.400 MHz
RBW	500.000 kHz	<= 500.000 kHz
VBW	2.000 MHz	>= 1.500 MHz
SweepPoints	101	~ 6
SweepTime	505.000 ms	505.000 ms
Reference Level	10.000 dBm	10.000 dBm
Attenuation	30.000 dB	AUTO
Detector	RMS	RMS
SweepCount	119	119
Filter	3 dB	3 dB
Trace Mode	Max Hold	Max Hold
SweepType	Sweep	AUTO
Preamp	off	off
Stablemode	Trace	Trace
Stablevalue	0.30 dB	0.30 dB
Run	4 / max. 15	max. 15
Stable	3 / 3	3
Max Stable Difference	0.00 dB	0.30 dB

Power Spectral Density (5788.12 MHz; 20.000 dBm; 1.4MHz)

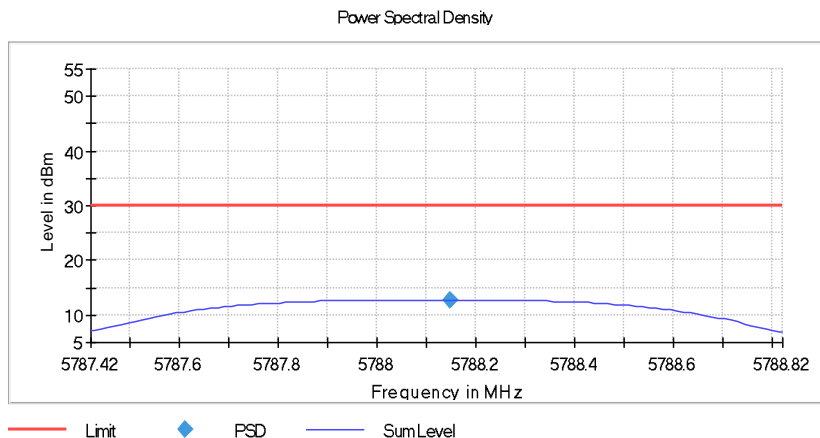
Test according to FCC title 47 part 15 §15.407(a), KDB 789033 D02 General U-NII Test Procedures New Rules v02r01 II.F and ANSI C63.10-2013

Result

DUT Frequency (MHz)	Frequency (MHz)	PSD (dBm)	Limit Max (dBm)	Result
5788.120000	5788.147723	12.766	30.0	PASS

Ports

Port	State
1	used
2	used



Measurement

Setting	Instrument Value	Target Value
Start Frequency	5.78742 GHz	5.78742 GHz
Stop Frequency	5.78882 GHz	5.78882 GHz
Span	1.400 MHz	1.400 MHz
RBW	500.000 kHz	<= 500.000 kHz
VBW	2.000 MHz	>= 1.500 MHz
SweepPoints	101	~ 6
Sweeptime	505.000 ms	505.000 ms
Reference Level	10.000 dBm	10.000 dBm
Attenuation	30.000 dB	AUTO
Detector	RMS	RMS
SweepCount	119	119
Filter	3 dB	3 dB
Trace Mode	Max Hold	Max Hold
Sweeptype	Sweep	AUTO
Preamp	off	off
Stablemode	Trace	Trace
Stablevalue	0.30 dB	0.30 dB
Run	4 / max. 15	max. 15
Stable	3 / 3	3
Max Stable Difference	0.00 dB	0.30 dB

Power Spectral Density (5848.12 MHz; 20.000 dBm; 1.4MHz)

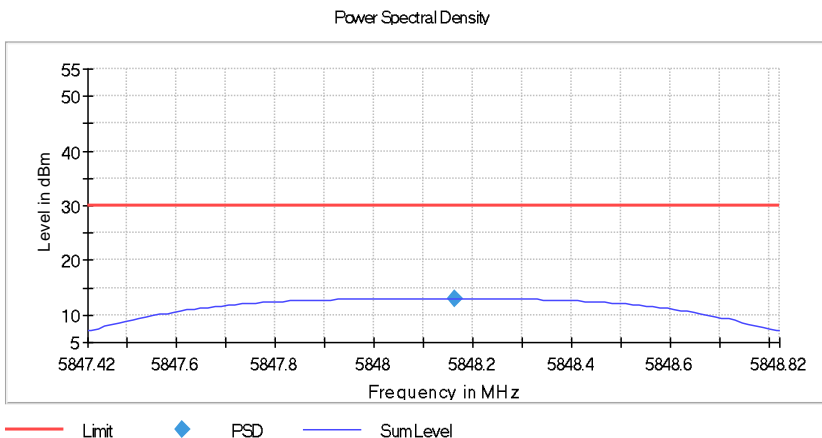
Test according to FCC title 47 part 15 §15.407(a), KDB 789033 D02 General U-NII Test Procedures New Rules v02r01 II.F and ANSI C63.10-2013

Result

DUT Frequency (MHz)	Frequency (MHz)	PSD (dBm)	Limit Max (dBm)	Result
5848.120000	5848.161584	12.988	30.0	PASS

Ports

Port	State
1	used
2	used



Measurement

Setting	Instrument Value	Target Value
Start Frequency	5.84742 GHz	5.84742 GHz
Stop Frequency	5.84882 GHz	5.84882 GHz
Span	1.400 MHz	1.400 MHz
RBW	500.000 kHz	<= 500.000 kHz
VBW	2.000 MHz	>= 1.500 MHz
SweepPoints	101	~ 6
Sweeptime	505.000 ms	505.000 ms
Reference Level	10.000 dBm	10.000 dBm
Attenuation	30.000 dB	AUTO
Detector	RMS	RMS
SweepCount	119	119
Filter	3 dB	3 dB
Trace Mode	Max Hold	Max Hold
Sweeptype	Sweep	AUTO
Preamp	off	off
Stablemode	Trace	Trace
Stablevalue	0.30 dB	0.30 dB
Run	4 / max. 15	max. 15
Stable	3 / 3	3
Max Stable Difference	0.00 dB	0.30 dB

5.8G SDR, 3MHz BW

Power Spectral Density (5727.5 MHz; 20.000 dBm; 3MHz)

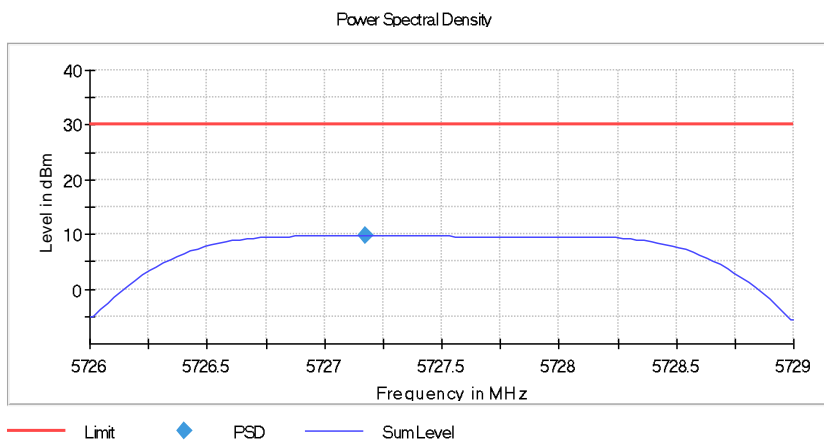
Test according to FCC title 47 part 15 §15.407(a), KDB 789033 D02 General U-NII Test Procedures New Rules v02r01 II.F and ANSI C63.10-2013

Result

DUT Frequency (MHz)	Frequency (MHz)	PSD (dBm)	Limit Max (dBm)	Result
5727.500000	5727.173267	9.836	30.0	PASS

Ports

Port	State
1	used
2	used



Measurement

Setting	Instrument Value	Target Value
Start Frequency	5.72600 GHz	5.72600 GHz
Stop Frequency	5.72900 GHz	5.72900 GHz
Span	3.000 MHz	3.000 MHz
RBW	500.000 kHz	<= 500.000 kHz
VBW	2.000 MHz	>= 1.500 MHz
SweepPoints	101	~ 12
SweepTime	505.000 ms	505.000 ms
Reference Level	10.000 dBm	10.000 dBm
Attenuation	30.000 dB	AUTO
Detector	RMS	RMS
SweepCount	119	119
Filter	3 dB	3 dB
Trace Mode	Max Hold	Max Hold
SweepType	Sweep	AUTO
Preamp	off	off
Stablemode	Trace	Trace
Stablevalue	0.30 dB	0.30 dB
Run	4 / max. 15	max. 15
Stable	3 / 3	3
Max Stable Difference	0.00 dB	0.30 dB

Power Spectral Density (5784.5 MHz; 20.000 dBm; 3MHz)

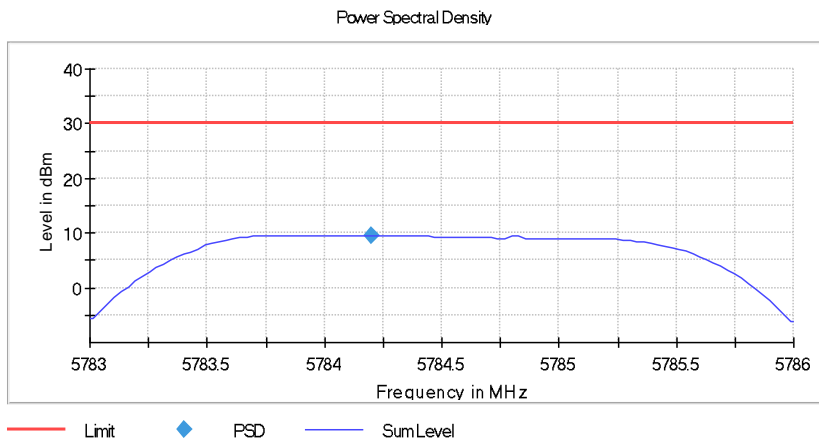
Test according to FCC title 47 part 15 §15.407(a), KDB 789033 D02 General U-NII Test Procedures New Rules v02r01 II.F and ANSI C63.10-2013

Result

DUT Frequency (MHz)	Frequency (MHz)	PSD (dBm)	Limit Max (dBm)	Result
5784.500000	5784.202970	9.601	30.0	PASS

Ports

Port	State
1	used
2	used



Measurement

Setting	Instrument Value	Target Value
Start Frequency	5.78300 GHz	5.78300 GHz
Stop Frequency	5.78600 GHz	5.78600 GHz
Span	3.000 MHz	3.000 MHz
RBW	500.000 kHz	<= 500.000 kHz
VBW	2.000 MHz	>= 1.500 MHz
SweepPoints	101	~ 12
Sweeptime	505.000 ms	505.000 ms
Reference Level	10.000 dBm	10.000 dBm
Attenuation	30.000 dB	AUTO
Detector	RMS	RMS
SweepCount	119	119
Filter	3 dB	3 dB
Trace Mode	Max Hold	Max Hold
SweepType	Sweep	AUTO
Preamp	off	off
Stablemode	Trace	Trace
Stablevalue	0.30 dB	0.30 dB
Run	4 / max. 15	max. 15
Stable	3 / 3	3
Max Stable Difference	0.05 dB	0.30 dB

Power Spectral Density (5844.5 MHz; 20.000 dBm; 3MHz)

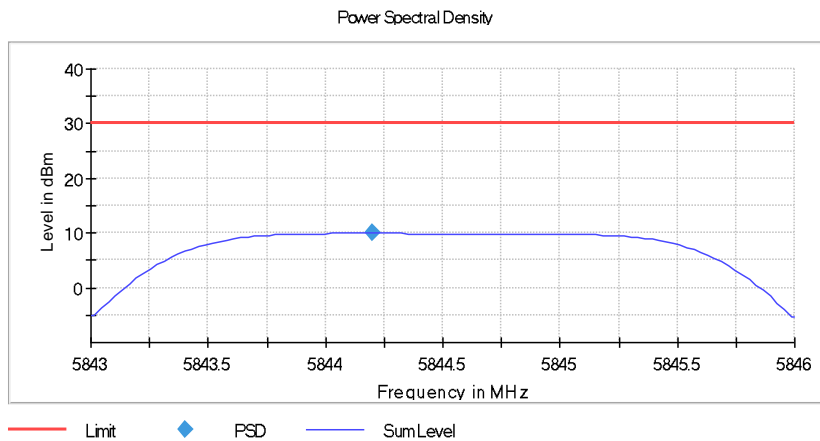
Test according to FCC title 47 part 15 §15.407(a), KDB 789033 D02 General U-NII Test Procedures New Rules v02r01 II.F and ANSI C63.10-2013

Result

DUT Frequency (MHz)	Frequency (MHz)	PSD (dBm)	Limit Max (dBm)	Result
5844.500000	5844.202970	9.966	30.0	PASS

Ports

Port	State
1	used
2	used



Measurement

Setting	Instrument Value	Target Value
Start Frequency	5.84300 GHz	5.84300 GHz
Stop Frequency	5.84600 GHz	5.84600 GHz
Span	3.000 MHz	3.000 MHz
RBW	500.000 kHz	<= 500.000 kHz
VBW	2.000 MHz	>= 1.500 MHz
SweepPoints	101	~ 12
Sweeptime	505.000 ms	505.000 ms
Reference Level	10.000 dBm	10.000 dBm
Attenuation	30.000 dB	AUTO
Detector	RMS	RMS
SweepCount	119	119
Filter	3 dB	3 dB
Trace Mode	Max Hold	Max Hold
SweepType	Sweep	AUTO
Preamp	off	off
Stablemode	Trace	Trace
Stablevalue	0.30 dB	0.30 dB
Run	4 / max. 15	max. 15
Stable	3 / 3	3
Max Stable Difference	0.01 dB	0.30 dB

5.8G SDR, 3MHz BW CA mode

Power Spectral Density (5730.2 MHz; 20.000 dBm; 3MHz)

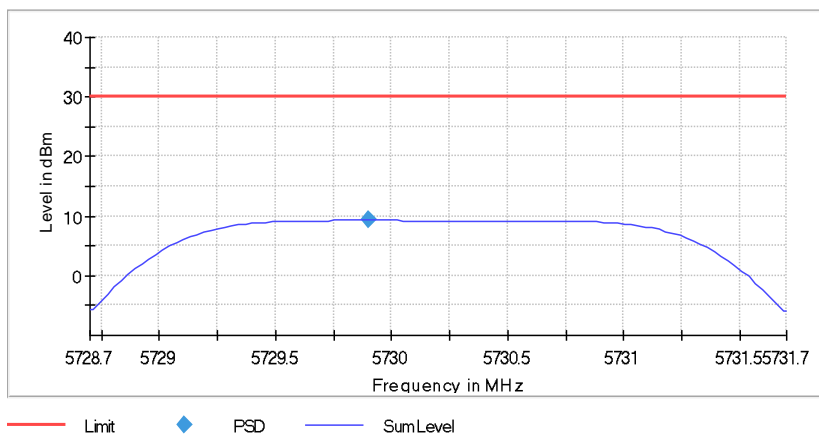
Test according to FCC title 47 part 15 §15.407(a), KDB 789033 D02 General U-NII Test Procedures New Rules v02r01 II.F and ANSI C63.10-2013

Result

DUT Frequency (MHz)	Frequency (MHz)	PSD (dBm)	Limit Max (dBm)	Result
5730.200000	5729.902970	9.302	30.0	PASS

Ports

Port	State
1	used
2	used



Measurement

Setting	Instrument Value	Target Value
Start Frequency	5.72870 GHz	5.72870 GHz
Stop Frequency	5.73170 GHz	5.73170 GHz
Span	3.000 MHz	3.000 MHz
RBW	500.000 kHz	<= 500.000 kHz
VBW	2.000 MHz	>= 1.500 MHz
SweepPoints	101	~ 12
SweepTime	505.000 ms	505.000 ms
Reference Level	10.000 dBm	10.000 dBm
Attenuation	30.000 dB	AUTO
Detector	RMS	RMS
SweepCount	119	119
Filter	3 dB	3 dB
Trace Mode	Max Hold	Max Hold
Sweeptype	Sweep	AUTO
Preamp	off	off
Stablemode	Trace	Trace
Stablevalue	0.30 dB	0.30 dB
Run	4 / max. 15	max. 15
Stable	3 / 3	3
Max Stable Difference	0.00 dB	0.30 dB

Power Spectral Density (5787.2 MHz; 20.000 dBm; 3MHz)

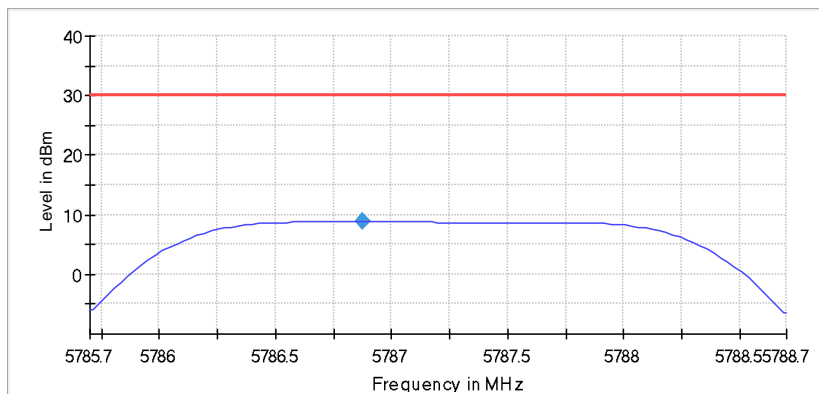
Test according to FCC title 47 part 15 §15.407(a), KDB 789033 D02 General U-NII Test Procedures New Rules v02r01 II.F and ANSI C63.10-2013

Result

DUT Frequency (MHz)	Frequency (MHz)	PSD (dBm)	Limit Max (dBm)	Result
5787.200000	5786.873267	8.906	30.0	PASS

Ports

Port	State
1	used
2	used



— Limit ◆ PSD — SumLevel

Measurement

Setting	Instrument Value	Target Value
Start Frequency	5.78570 GHz	5.78570 GHz
Stop Frequency	5.78870 GHz	5.78870 GHz
Span	3.000 MHz	3.000 MHz
RBW	500.000 kHz	<= 500.000 kHz
VBW	2.000 MHz	>= 1.500 MHz
SweepPoints	101	~ 12
Sweeptime	505.000 ms	505.000 ms
Reference Level	10.000 dBm	10.000 dBm
Attenuation	30.000 dB	AUTO
Detector	RMS	RMS
SweepCount	119	119
Filter	3 dB	3 dB
Trace Mode	Max Hold	Max Hold
Sweeptype	Sweep	AUTO
Preamp	off	off
Stablemode	Trace	Trace
Stablevalue	0.30 dB	0.30 dB
Run	4 / max. 15	max. 15
Stable	3 / 3	3
Max Stable Difference	0.00 dB	0.30 dB

Power Spectral Density (5847.2 MHz; 20.000 dBm; 3MHz)

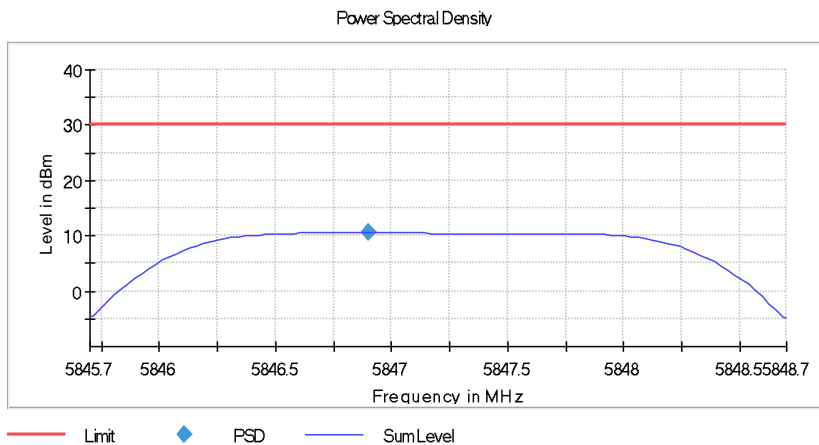
Test according to FCC title 47 part 15 §15.407(a), KDB 789033 D02 General U-NII Test Procedures New Rules v02r01 II.F and ANSI C63.10-2013

Result

DUT Frequency (MHz)	Frequency (MHz)	PSD (dBm)	Limit Max (dBm)	Result
5847.200000	5846.902970	10.582	30.0	PASS

Ports

Port	State
1	used
2	used



Measurement

Setting	Instrument Value	Target Value
Start Frequency	5.84570 GHz	5.84570 GHz
Stop Frequency	5.84870 GHz	5.84870 GHz
Span	3.000 MHz	3.000 MHz
RBW	500.000 kHz	<= 500.000 kHz
VBW	2.000 MHz	>= 1.500 MHz
SweepPoints	101	~ 12
SweepTime	505.000 ms	505.000 ms
Reference Level	10.000 dBm	10.000 dBm
Attenuation	30.000 dB	AUTO
Detector	RMS	RMS
SweepCount	119	119
Filter	3 dB	3 dB
Trace Mode	Max Hold	Max Hold
Sweeptype	Sweep	AUTO
Preamp	off	off
Stablemode	Trace	Trace
Stablevalue	0.30 dB	0.30 dB
Run	4 / max. 15	max. 15
Stable	3 / 3	3
Max Stable Difference	0.01 dB	0.30 dB

5.8G SDR, 10MHz BW

Power Spectral Density (5730.5 MHz; 20.000 dBm; 10MHz)

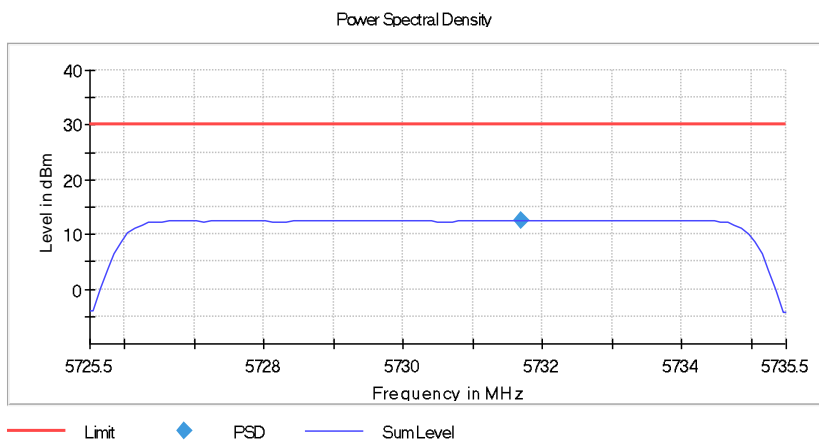
Test according to FCC title 47 part 15 §15.407(a), KDB 789033 D02 General U-NII Test Procedures New Rules v02r01 II.F and ANSI C63.10-2013

Result

DUT Frequency (MHz)	Frequency (MHz)	PSD (dBm)	Limit Max (dBm)	Result
5730.500000	5731.688119	12.479	30.0	PASS

Ports

Port	State
1	used
2	used



Measurement

Setting	Instrument Value	Target Value
Start Frequency	5.72550 GHz	5.72550 GHz
Stop Frequency	5.73550 GHz	5.73550 GHz
Span	10.000 MHz	10.000 MHz
RBW	500.000 kHz	<= 500.000 kHz
VBW	2.000 MHz	>= 1.500 MHz
SweepPoints	101	~ 40
SweepTime	505.000 ms	505.000 ms
Reference Level	20.000 dBm	20.000 dBm
Attenuation	40.000 dB	AUTO
Detector	RMS	RMS
SweepCount	119	119
Filter	3 dB	3 dB
Trace Mode	Max Hold	Max Hold
Sweeptype	Sweep	AUTO
Preamp	off	off
Stablemode	Trace	Trace
Stablevalue	0.30 dB	0.30 dB
Run	4 / max. 15	max. 15
Stable	3 / 3	3
Max Stable Difference	0.00 dB	0.30 dB

Power Spectral Density (5787.5 MHz; 20.000 dBm; 10MHz)

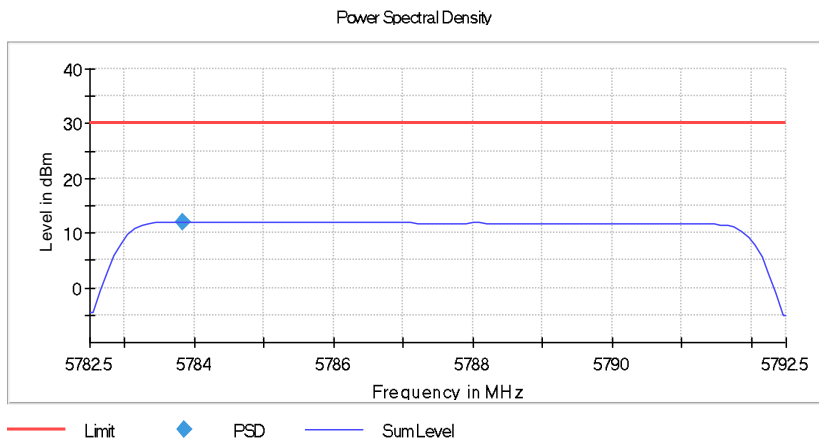
Test according to FCC title 47 part 15 §15.407(a), KDB 789033 D02 General U-NII Test Procedures New Rules v02r01 II.F and ANSI C63.10-2013

Result

DUT Frequency (MHz)	Frequency (MHz)	PSD (dBm)	Limit Max (dBm)	Result
5787.500000	5783.836634	11.930	30.0	PASS

Ports

Port	State
1	used
2	used



Measurement

Setting	Instrument Value	Target Value
Start Frequency	5.78250 GHz	5.78250 GHz
Stop Frequency	5.79250 GHz	5.79250 GHz
Span	10.000 MHz	10.000 MHz
RBW	500.000 kHz	<= 500.000 kHz
VBW	2.000 MHz	>= 1.500 MHz
SweepPoints	101	~ 40
Sweeptime	505.000 ms	505.000 ms
Reference Level	20.000 dBm	20.000 dBm
Attenuation	40.000 dB	AUTO
Detector	RMS	RMS
SweepCount	119	119
Filter	3 dB	3 dB
Trace Mode	Max Hold	Max Hold
SweepType	Sweep	AUTO
Preamp	off	off
Stablemode	Trace	Trace
Stablevalue	0.30 dB	0.30 dB
Run	4 / max. 15	max. 15
Stable	3 / 3	3
Max Stable Difference	0.00 dB	0.30 dB

Power Spectral Density (5844.5 MHz; 20.000 dBm; 10MHz)

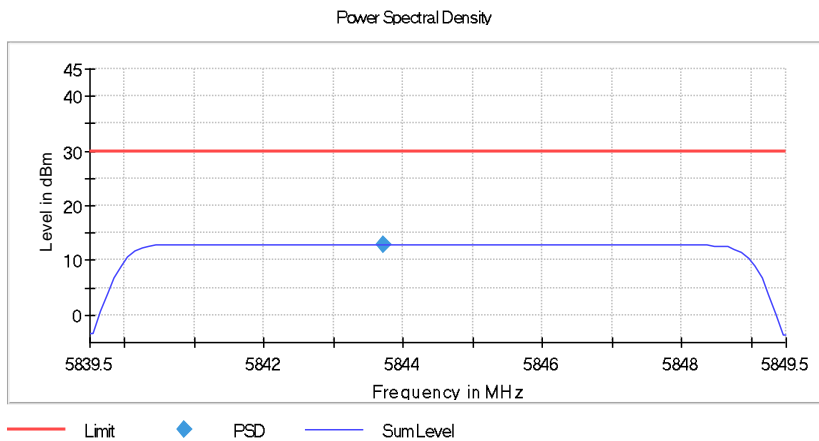
Test according to FCC title 47 part 15 §15.407(a), KDB 789033 D02 General U-NII Test Procedures New Rules v02r01 II.F and ANSI C63.10-2013

Result

DUT Frequency (MHz)	Frequency (MHz)	PSD (dBm)	Limit Max (dBm)	Result
5844.500000	5843.707921	12.895	30.0	PASS

Ports

Port	State
1	used
2	used



Measurement

Setting	Instrument Value	Target Value
Start Frequency	5.83950 GHz	5.83950 GHz
Stop Frequency	5.84950 GHz	5.84950 GHz
Span	10.000 MHz	10.000 MHz
RBW	500.000 kHz	<= 500.000 kHz
VBW	2.000 MHz	>= 1.500 MHz
SweepPoints	101	~ 40
Sweeptime	505.000 ms	505.000 ms
Reference Level	20.000 dBm	20.000 dBm
Attenuation	40.000 dB	AUTO
Detector	RMS	RMS
SweepCount	119	119
Filter	3 dB	3 dB
Trace Mode	Max Hold	Max Hold
SweepType	Sweep	AUTO
Preamp	off	off
Stablemode	Trace	Trace
Stablevalue	0.30 dB	0.30 dB
Run	4 / max. 15	max. 15
Stable	3 / 3	3
Max Stable Difference	0.00 dB	0.30 dB

5.8G SDR, 20MHz BW

Power Spectral Density (5735.5 MHz; 20.000 dBm; 20 MHz)

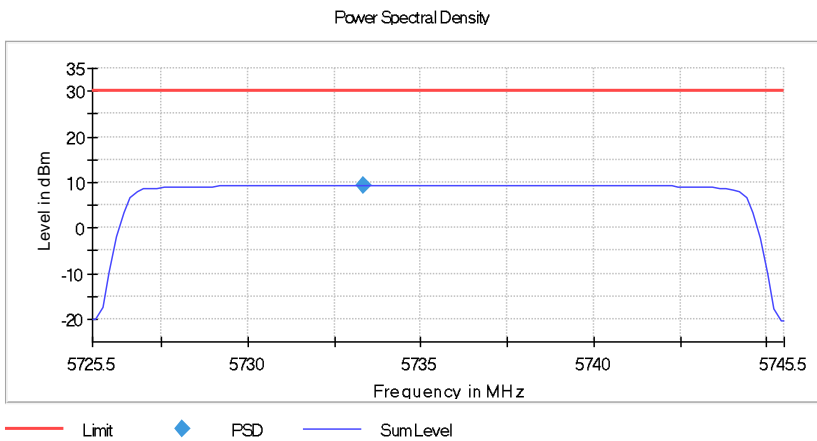
Test according to FCC title 47 part 15 §15.407(a), KDB 789033 D02 General U-NII Test Procedures New Rules v02r01 II.F and ANSI C63.10-2013

Result

DUT Frequency (MHz)	Frequency (MHz)	PSD (dBm)	Limit Max (dBm)	Result
5735.500000	5733.321782	9.371	30.0	PASS

Ports

Port	State
1	used
2	used



Measurement

Setting	Instrument Value	Target Value
Start Frequency	5.72550 GHz	5.72550 GHz
Stop Frequency	5.74550 GHz	5.74550 GHz
Span	20.000 MHz	20.000 MHz
RBW	500.000 kHz	<= 500.000 kHz
VBW	2.000 MHz	>= 1.500 MHz
SweepPoints	101	~ 80
Sweeptime	505.000 ms	505.000 ms
Reference Level	20.000 dBm	20.000 dBm
Attenuation	40.000 dB	AUTO
Detector	RMS	RMS
SweepCount	119	119
Filter	3 dB	3 dB
Trace Mode	Max Hold	Max Hold
SweepType	Sweep	AUTO
Preamp	off	off
Stablemode	Trace	Trace
Stablevalue	0.30 dB	0.30 dB
Run	4 / max. 15	max. 15
Stable	3 / 3	3
Max Stable Difference	0.00 dB	0.30 dB

Power Spectral Density (5787.5 MHz; 20.000 dBm; 20 MHz)

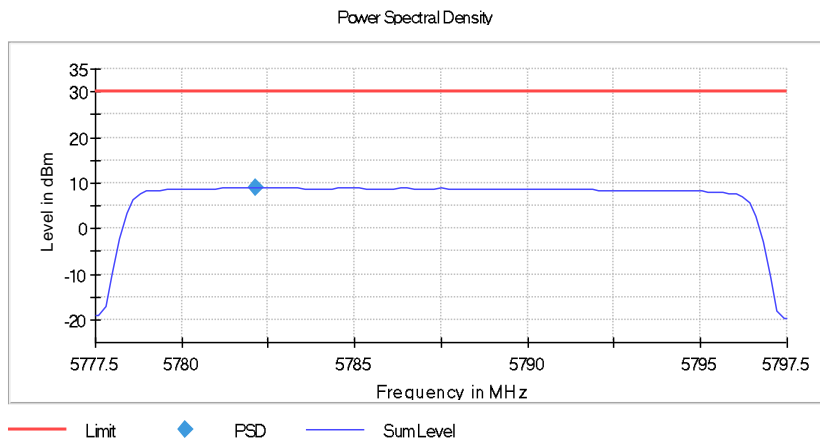
Test according to FCC title 47 part 15 §15.407(a), KDB 789033 D02 General U-NII Test Procedures New Rules v02r01 II.F and ANSI C63.10-2013

Result

DUT Frequency (MHz)	Frequency (MHz)	PSD (dBm)	Limit Max (dBm)	Result
5787.500000	5782.153465	8.845	30.0	PASS

Ports

Port	State
1	used
2	used



Measurement

Setting	Instrument Value	Target Value
Start Frequency	5.77750 GHz	5.77750 GHz
Stop Frequency	5.79750 GHz	5.79750 GHz
Span	20.000 MHz	20.000 MHz
RBW	500.000 kHz	<= 500.000 kHz
VBW	2.000 MHz	>= 1.500 MHz
SweepPoints	101	~ 80
Sweeptime	505.000 ms	505.000 ms
Reference Level	20.000 dBm	20.000 dBm
Attenuation	40.000 dB	AUTO
Detector	RMS	RMS
SweepCount	119	119
Filter	3 dB	3 dB
Trace Mode	Max Hold	Max Hold
Sweeptype	Sweep	AUTO
Preamp	off	off
Stablemode	Trace	Trace
Stablevalue	0.30 dB	0.30 dB
Run	4 / max. 15	max. 15
Stable	3 / 3	3
Max Stable Difference	0.03 dB	0.30 dB

Power Spectral Density (5839.5 MHz; 20.000 dBm; 20 MHz)

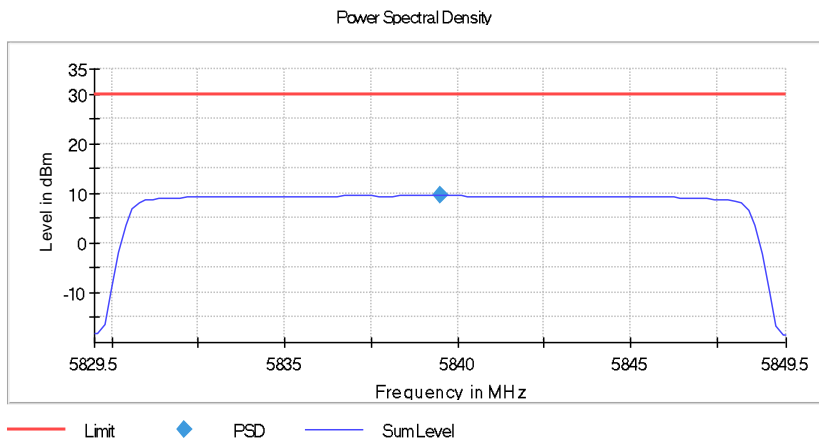
Test according to FCC title 47 part 15 §15.407(a), KDB 789033 D02 General U-NII Test Procedures New Rules v02r01 II.F and ANSI C63.10-2013

Result

DUT Frequency (MHz)	Frequency (MHz)	PSD (dBm)	Limit Max (dBm)	Result
5839.500000	5839.500000	9.649	30.0	PASS

Ports

Port	State
1	used
2	used



Measurement

Setting	Instrument Value	Target Value
Start Frequency	5.82950 GHz	5.82950 GHz
Stop Frequency	5.84950 GHz	5.84950 GHz
Span	20.000 MHz	20.000 MHz
RBW	500.000 kHz	<= 500.000 kHz
VBW	2.000 MHz	>= 1.500 MHz
SweepPoints	101	~ 80
Sweeptime	505.000 ms	505.000 ms
Reference Level	20.000 dBm	20.000 dBm
Attenuation	40.000 dB	AUTO
Detector	RMS	RMS
SweepCount	119	119
Filter	3 dB	3 dB
Trace Mode	Max Hold	Max Hold
SweepType	Sweep	AUTO
Preamp	off	off
Stablemode	Trace	Trace
Stablevalue	0.30 dB	0.30 dB
Run	4 / max. 15	max. 15
Stable	3 / 3	3
Max Stable Difference	0.01 dB	0.30 dB

5.8G SDR, 40MHz BW

Power Spectral Density (5745.5 MHz; 20.000 dBm; 40 MHz)

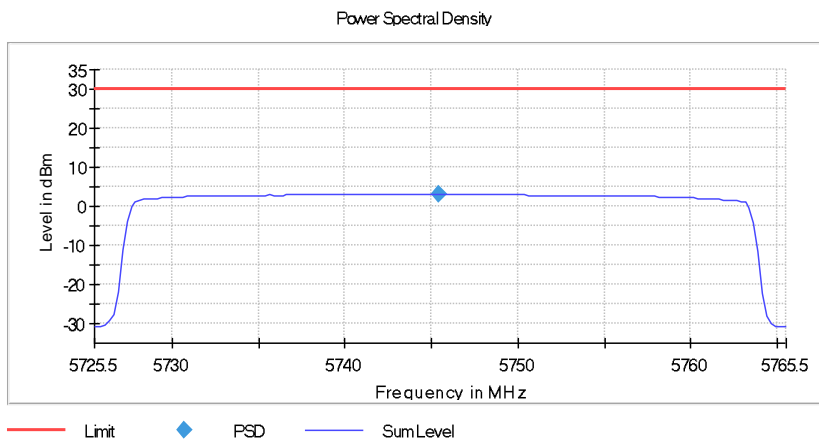
Test according to FCC title 47 part 15 §15.407(a), KDB 789033 D02 General U-NII Test Procedures New Rules v02r01 II.F and ANSI C63.10-2013

Result

DUT Frequency (MHz)	Frequency (MHz)	PSD (dBm)	Limit Max (dBm)	Result
5745.500000	5745.375000	3.187	30.0	PASS

Ports

Port	State
1	used
2	used



Measurement

Setting	Instrument Value	Target Value
Start Frequency	5.72550 GHz	5.72550 GHz
Stop Frequency	5.76550 GHz	5.76550 GHz
Span	40.000 MHz	40.000 MHz
RBW	500.000 kHz	<= 500.000 kHz
VBW	2.000 MHz	>= 1.500 MHz
SweepPoints	160	~ 160
Sweptime	800.000 ms	800.000 ms
Reference Level	10.000 dBm	10.000 dBm
Attenuation	30.000 dB	AUTO
Detector	RMS	RMS
SweepCount	76	76
Filter	3 dB	3 dB
Trace Mode	Max Hold	Max Hold
SweepType	Sweep	AUTO
Preamp	off	off
Stablemode	Trace	Trace
Stablevalue	0.30 dB	0.30 dB
Run	4 / max. 15	max. 15
Stable	3 / 3	3
Max Stable Difference	0.11 dB	0.30 dB

Power Spectral Density (5787.5 MHz; 20.000 dBm; 40 MHz)

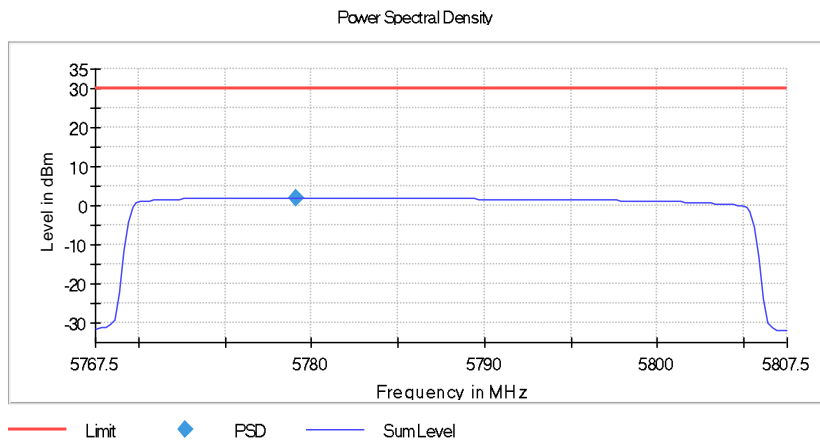
Test according to FCC title 47 part 15 §15.407(a), KDB 789033 D02 General U-NII Test Procedures New Rules v02r01 II.F and ANSI C63.10-2013

Result

DUT Frequency (MHz)	Frequency (MHz)	PSD (dBm)	Limit Max (dBm)	Result
5787.500000	5779.125000	2.033	30.0	PASS

Ports

Port	State
1	used
2	used



Measurement

Setting	Instrument Value	Target Value
Start Frequency	5.76750 GHz	5.76750 GHz
Stop Frequency	5.80750 GHz	5.80750 GHz
Span	40.000 MHz	40.000 MHz
RBW	500.000 kHz	<= 500.000 kHz
VBW	2.000 MHz	>= 1.500 MHz
SweepPoints	160	~ 160
Sweeptime	800.000 ms	800.000 ms
Reference Level	10.000 dBm	10.000 dBm
Attenuation	30.000 dB	AUTO
Detector	RMS	RMS
SweepCount	76	76
Filter	3 dB	3 dB
Trace Mode	Max Hold	Max Hold
SweepType	Sweep	AUTO
Preamp	off	off
Stablemode	Trace	Trace
Stablevalue	0.30 dB	0.30 dB
Run	4 / max. 15	max. 15
Stable	3 / 3	3
Max Stable Difference	0.09 dB	0.30 dB

Power Spectral Density (5829.5 MHz; 20.000 dBm; 40 MHz)

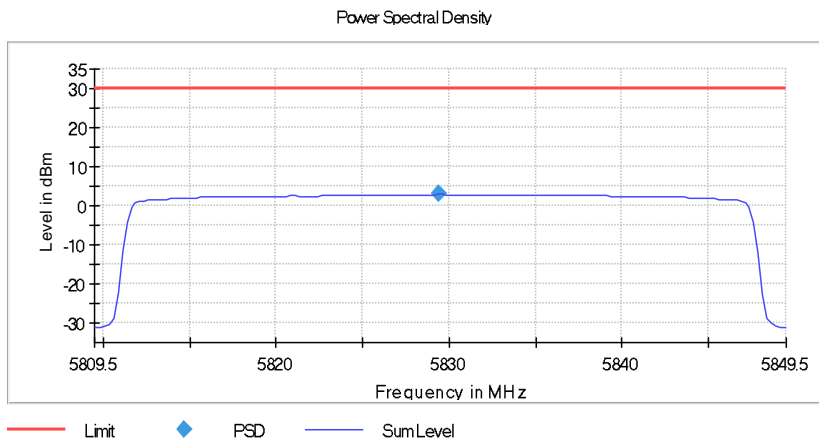
Test according to FCC title 47 part 15 §15.407(a), KDB 789033 D02 General U-NII Test Procedures New Rules v02r01 II.F and ANSI C63.10-2013

Result

DUT Frequency (MHz)	Frequency (MHz)	PSD (dBm)	Limit Max (dBm)	Result
5829.500000	5829.375000	2.943	30.0	PASS

Ports

Port	State
1	used
2	used



Measurement

Setting	Instrument Value	Target Value
Start Frequency	5.80950 GHz	5.80950 GHz
Stop Frequency	5.84950 GHz	5.84950 GHz
Span	40.000 MHz	40.000 MHz
RBW	500.000 kHz	<= 500.000 kHz
VBW	2.000 MHz	>= 1.500 MHz
SweepPoints	160	~ 160
Sweeptime	800.000 ms	800.000 ms
Reference Level	10.000 dBm	10.000 dBm
Attenuation	30.000 dB	AUTO
Detector	RMS	RMS
SweepCount	76	76
Filter	3 dB	3 dB
Trace Mode	Max Hold	Max Hold
Sweeptype	Sweep	AUTO
Preamp	off	off
Stablemode	Trace	Trace
Stablevalue	0.30 dB	0.30 dB
Run	4 / max. 15	max. 15
Stable	3 / 3	3
Max Stable Difference	0.04 dB	0.30 dB

Appendix B.2: Test Results of Frequency Stability

5.8G SDR, 1.4MHz BW

Frequency Error (5728.5 MHz; 20.000 dBm; 1.4MHz)

Test according to FCC title 47 part 15 §15.407(g), KDB 789033 D02 General U-NII Test Procedures New Rules v02r01 A.3 and ANSI C63.10-2013

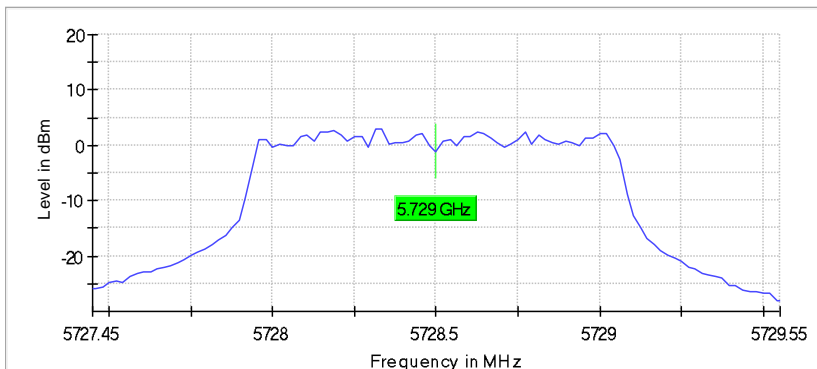
Result

DUT Frequency (MHz)	Frequency (MHz)	Difference (ppm)	Frequency Difference (kHz)	Limit Min (MHz)	Limit Max (MHz)
5728.500000	5728.498880	0.196	-1.120000	---	---

(continuation of the "Result" table from column 6 ...)

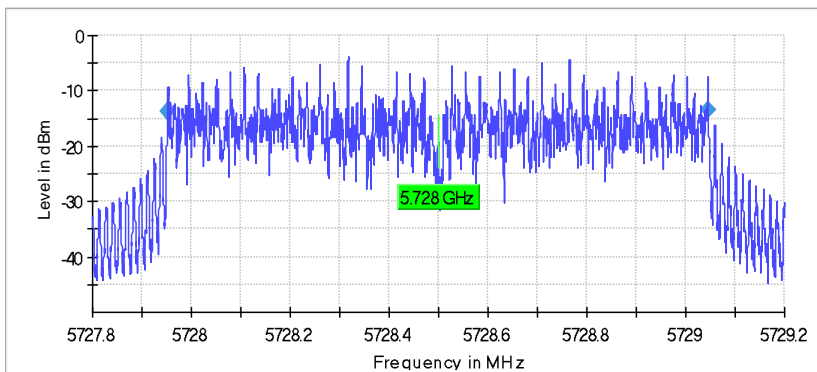
DUT Frequency (MHz)	Result
5728.500000	PASS

Frequency stability Pre



Center frequency Max Hold

Frequency stability



Edge points Max Hold Center frequency

Frequency Error (5786.5 MHz; 20.000 dBm; 1.4MHz)

Test according to FCC title 47 part 15 §15.407(g), KDB 789033 D02 General U-NII Test Procedures New Rules v02r01 A.3 and ANSI C63.10-2013

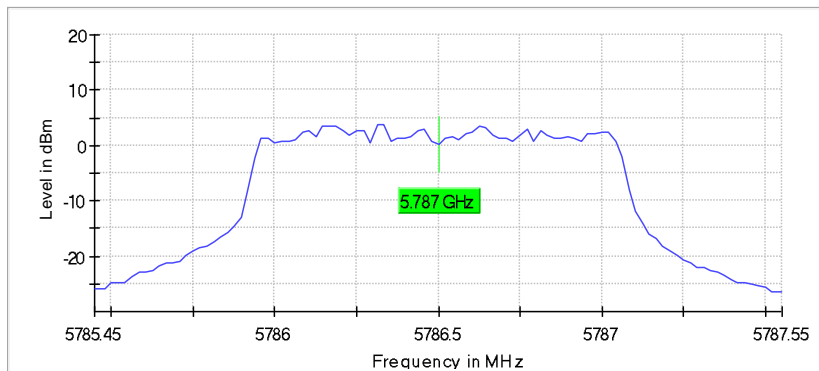
Result

DUT Frequency (MHz)	Frequency (MHz)	Difference (ppm)	Frequency Difference (kHz)	Limit Min (MHz)	Limit Max (MHz)
5786.500000	5786.498600	0.242	-1.400000	---	---

(continuation of the "Result" table from column 6 ...)

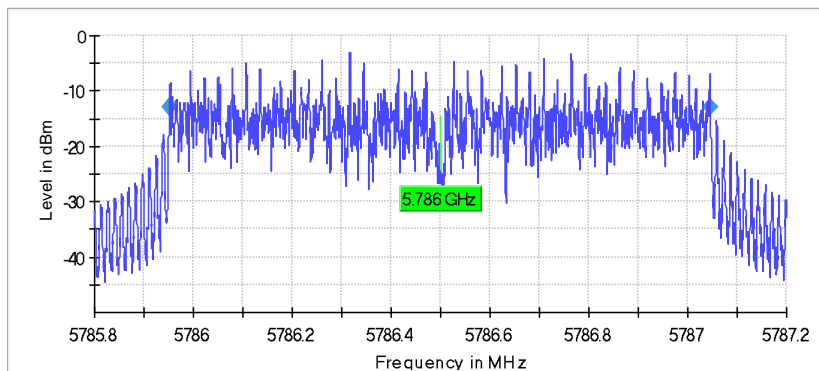
DUT Frequency (MHz)	Result
5786.500000	PASS

Frequency stability Pre



Center frequency (green line) Max Hold (blue line)

Frequency stability



Edge points (blue diamonds) Max Hold (blue line) Center frequency (green line)

Frequency Error (5846.5 MHz; 20.000 dBm; 1.4MHz)

Test according to FCC title 47 part 15 §15.407(g), KDB 789033 D02 General U-NII Test Procedures New Rules v02r01 A.3 and ANSI C63.10-2013

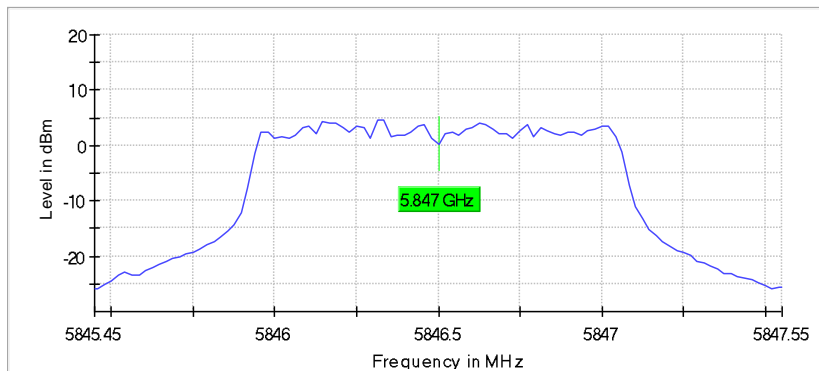
Result

DUT Frequency (MHz)	Frequency (MHz)	Difference (ppm)	Frequency Difference (kHz)	Limit Min (MHz)	Limit Max (MHz)
5846.500000	5846.498460	0.263	-1.540000	---	---

(continuation of the "Result" table from column 6 ...)

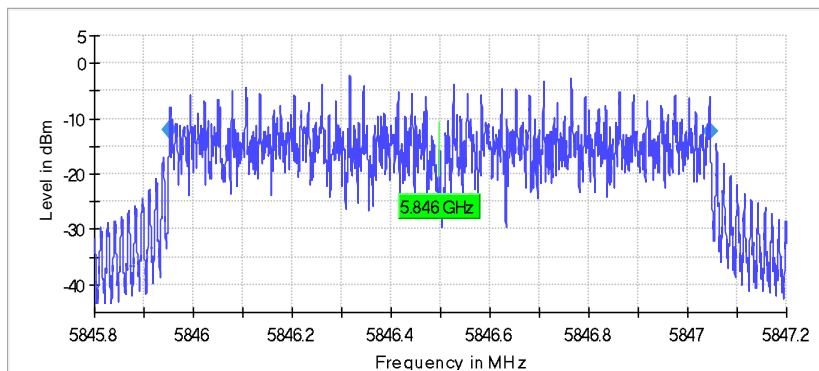
DUT Frequency (MHz)	Result
5846.500000	PASS

Frequency stability Pre



Center frequency (green line) Max Hold (blue line)

Frequency stability



Edge points (blue diamonds) Max Hold (blue line) Center frequency (green line)

5.8G SDR, 1.4MHz BW CA mode

Frequency Error (5730.12 MHz; 20.000 dBm; 1.4MHz)

Test according to FCC title 47 part 15 §15.407(g), KDB 789033 D02 General U-NII Test Procedures New Rules v02r01 A.3 and ANSI C63.10-2013

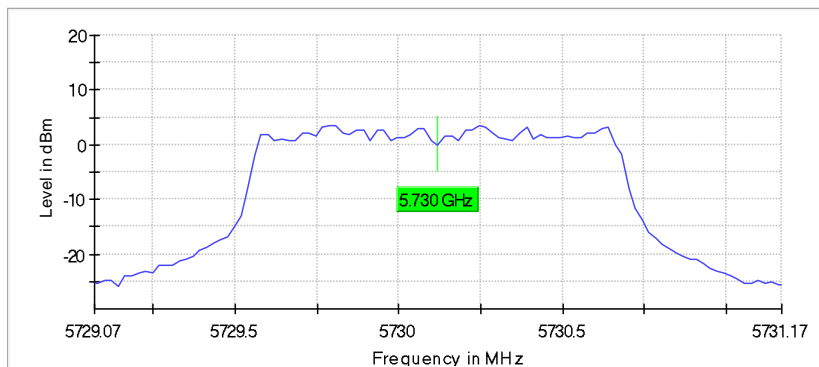
Result

DUT Frequency (MHz)	Frequency (MHz)	Difference (ppm)	Frequency Difference (kHz)	Limit Min (MHz)	Limit Max (MHz)
5730.120000	5730.118460	0.269	-1.540000	---	---

(continuation of the "Result" table from column 6 ...)

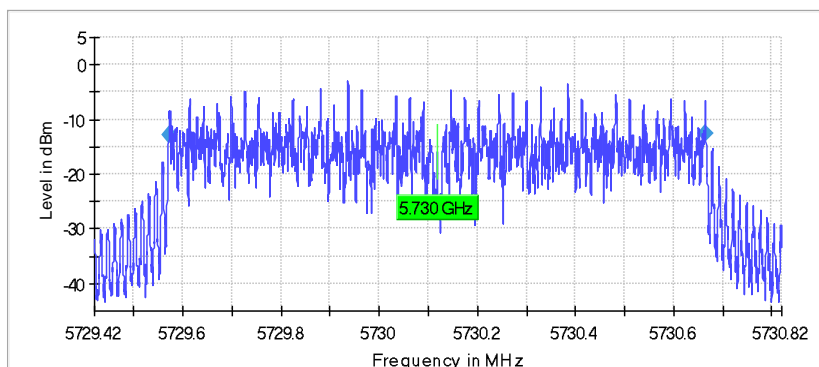
DUT Frequency (MHz)	Result
5730.120000	PASS

Frequency stability Pre



Center frequency Max Hold

Frequency stability



Edge points Max Hold Center frequency

Frequency Error (5788.12 MHz; 20.000 dBm; 1.4MHz)

Test according to FCC title 47 part 15 §15.407(g), KDB 789033 D02 General U-NII Test Procedures New Rules v02r01 A.3 and ANSI C63.10-2013

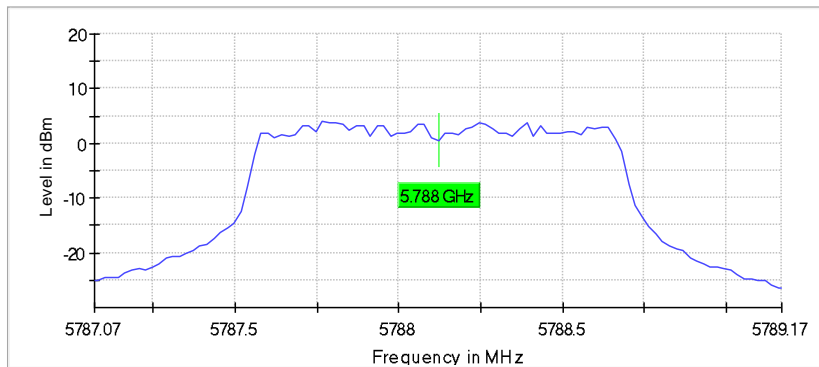
Result

DUT Frequency (MHz)	Frequency (MHz)	Difference (ppm)	Frequency Difference (kHz)	Limit Min (MHz)	Limit Max (MHz)
5788.120000	5788.118530	0.254	-1.470000	---	---

(continuation of the "Result" table from column 6 ...)

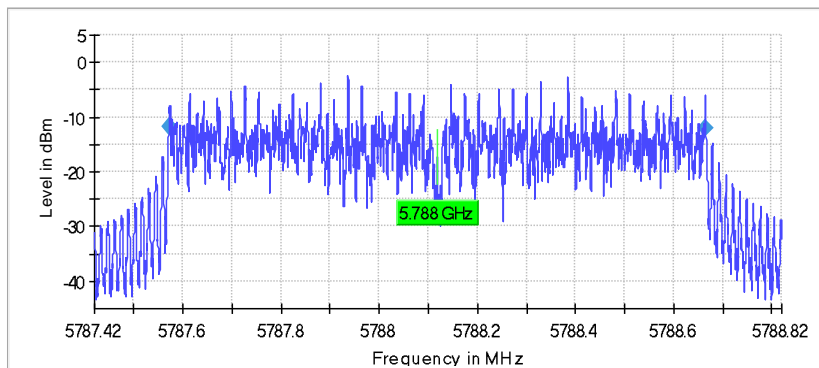
DUT Frequency (MHz)	Result
5788.120000	PASS

Frequency stability Pre



Center frequency (green line) Max Hold (blue line)

Frequency stability



Edge points (blue diamonds) Max Hold (blue line) Center frequency (green line)

Frequency Error (5848.12 MHz; 20.000 dBm; 1.4MHz)

Test according to FCC title 47 part 15 §15.407(g), KDB 789033 D02 General U-NII Test Procedures New Rules v02r01 A.3 and ANSI C63.10-2013

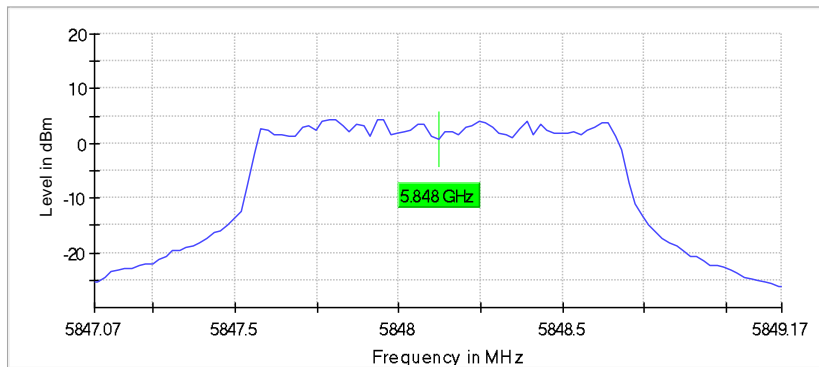
Result

DUT Frequency (MHz)	Frequency (MHz)	Difference (ppm)	Frequency Difference (kHz)	Limit Min (MHz)	Limit Max (MHz)
5848.120000	5848.118460	0.263	-1.540000	---	---

(continuation of the "Result" table from column 6 ...)

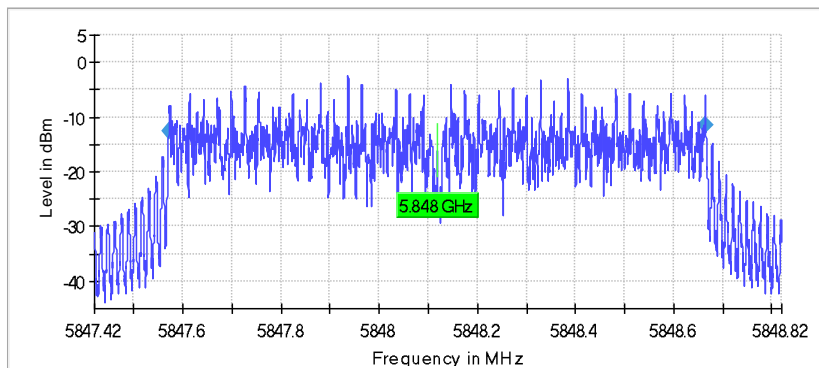
DUT Frequency (MHz)	Result
5848.120000	PASS

Frequency stability Pre



Center frequency Max Hold

Frequency stability



Edge points Max Hold Center frequency

5.8G SDR, 3MHz BW

Frequency Error (5727.5 MHz; 20.000 dBm; 3MHz)

Test according to FCC title 47 part 15 §15.407(g), KDB 789033 D02 General U-NII Test Procedures New Rules v02r01 A.3 and ANSI C63.10-2013

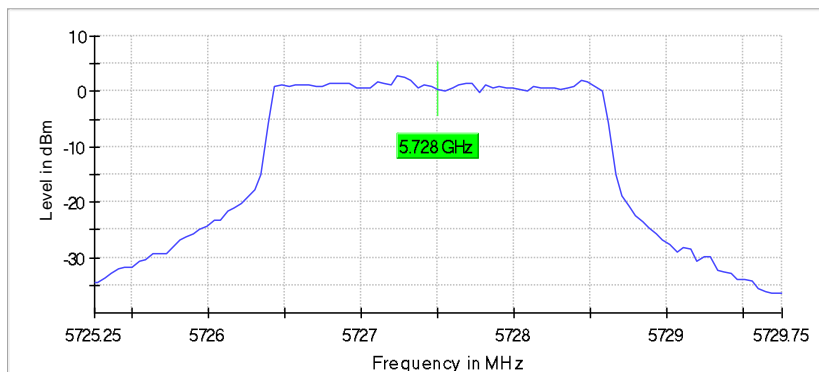
Result

DUT Frequency (MHz)	Frequency (MHz)	Difference (ppm)	Frequency Difference (kHz)	Limit Min (MHz)	Limit Max (MHz)
5727.500000	5727.499850	0.026	-0.150000	---	---

(continuation of the "Result" table from column 6 ...)

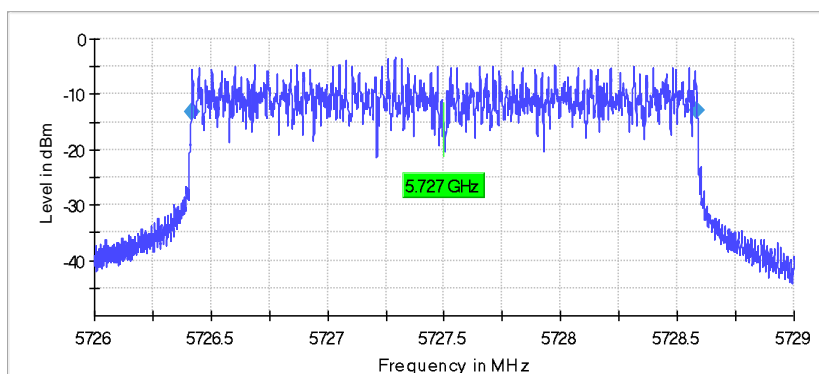
DUT Frequency (MHz)	Result
5727.500000	PASS

Frequency stability Pre



Center frequency (green line) Max Hold (blue line)

Frequency stability



Edge points (blue diamonds) Max Hold (blue line) Center frequency (green line)

Frequency Error (5784.5 MHz; 20.000 dBm; 3MHz)

Test according to FCC title 47 part 15 §15.407(g), KDB 789033 D02 General U-NII Test Procedures New Rules v02r01 A.3 and ANSI C63.10-2013

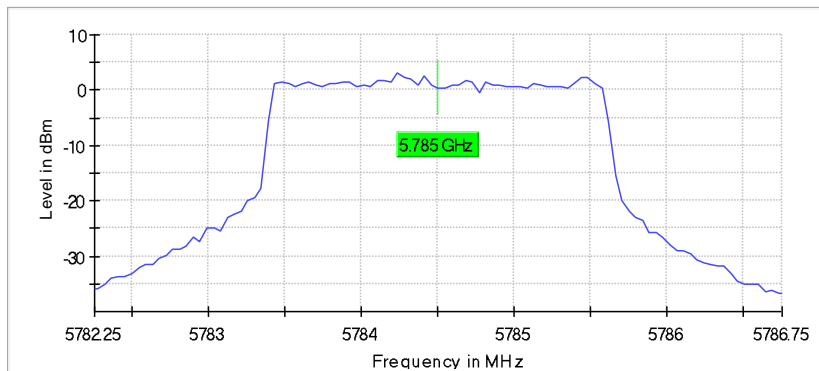
Result

DUT Frequency (MHz)	Frequency (MHz)	Difference (ppm)	Frequency Difference (kHz)	Limit Min (MHz)	Limit Max (MHz)
5784.500000	5784.499700	0.052	-0.300000	---	---

(continuation of the "Result" table from column 6 ...)

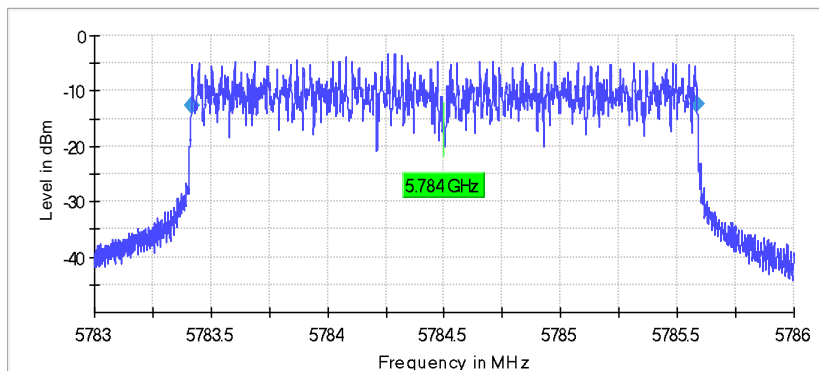
DUT Frequency (MHz)	Result
5784.500000	PASS

Frequency stability Pre



Center frequency (green line) Max Hold (blue line)

Frequency stability



Edge points (blue diamonds) Max Hold (blue line) Center frequency (green line)

Frequency Error (5844.5 MHz; 20.000 dBm; 3MHz)

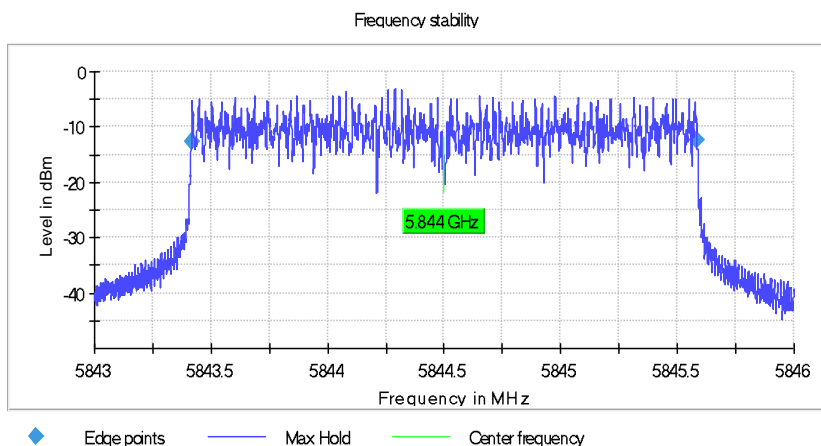
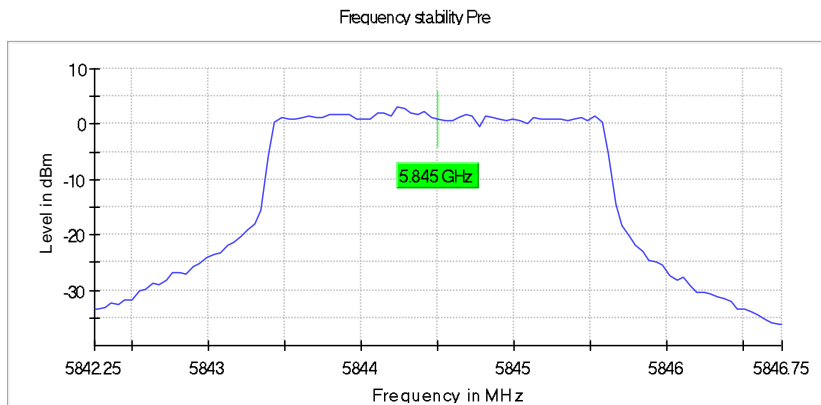
Test according to FCC title 47 part 15 §15.407(g), KDB 789033 D02 General U-NII Test Procedures New Rules v02r01 A.3 and ANSI C63.10-2013

Result

DUT Frequency (MHz)	Frequency (MHz)	Difference (ppm)	Frequency Difference (kHz)	Limit Min (MHz)	Limit Max (MHz)
5844.500000	5844.499700	0.051	-0.300000	---	---

(continuation of the "Result" table from column 6 ...)

DUT Frequency (MHz)	Result
5844.500000	PASS



5.8G SDR, 3MHz BW CA mode

Frequency Error (5730.2 MHz; 20.000 dBm; 3MHz)

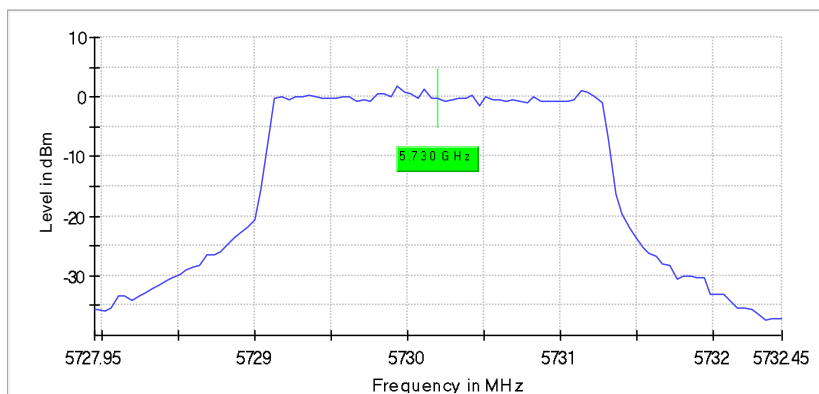
Test according to FCC title 47 part 15 §15.407(g), KDB 789033 D02 General U-NII Test Procedures New Rules v02r01 A.3 and ANSI C63.10-2013

Result

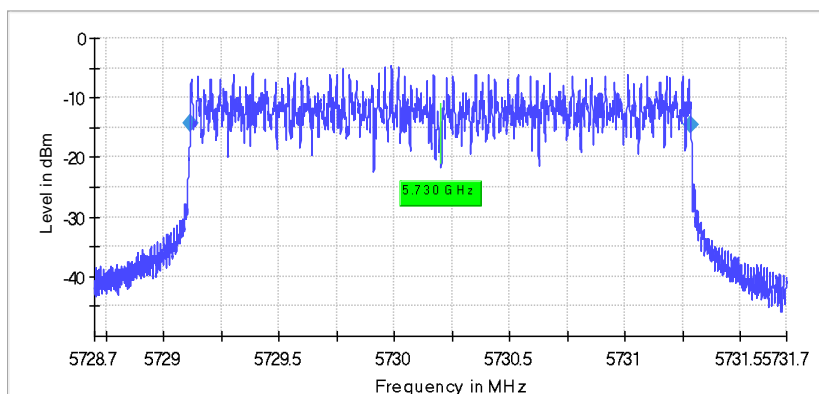
DUT Frequency (MHz)	Frequency (MHz)	Difference (ppm)	Frequency Difference (kHz)	Limit Min (MHz)	Limit Max (MHz)
5730.200000	5730.199850	0.026	-0.150000	---	---

(continuation of the "Result" table from column 6 ...)

DUT Frequency (MHz)	Result
5730.200000	PASS



Center frequency (green line) Max Hold (blue line)



Edge points (blue diamonds) Max Hold (blue line) Center frequency (green line)

Frequency Error (5787.2 MHz; 20.000 dBm; 3MHz)

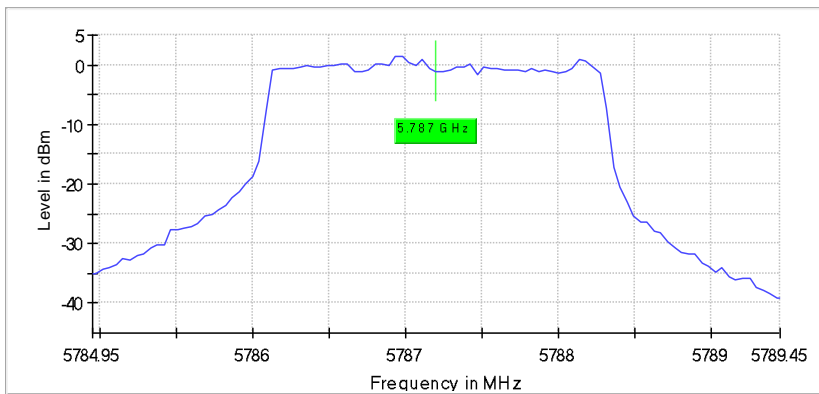
Test according to FCC title 47 part 15 §15.407(g), KDB 789033 D02 General U-NII Test Procedures New Rules v02r01 A.3 and ANSI C63.10-2013

Result

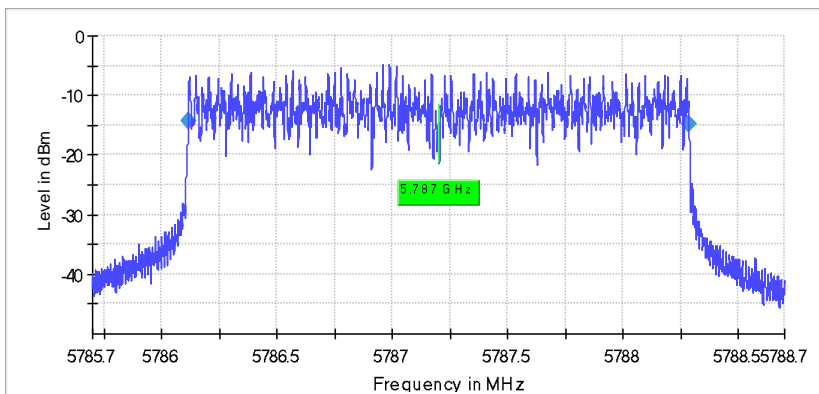
DUT Frequency (MHz)	Frequency (MHz)	Difference (ppm)	Frequency Difference (kHz)	Limit Min (MHz)	Limit Max (MHz)
5787.200000	5787.199850	0.026	-0.150000	---	---

(continuation of the "Result" table from column 6 ...)

DUT Frequency (MHz)	Result
5787.200000	PASS



— Center frequency — Max Hold



◆ Edge points — Max Hold — Center frequency

Frequency Error (5847.2 MHz; 20.000 dBm; 3MHz)

Test according to FCC title 47 part 15 §15.407(g), KDB 789033 D02 General U-NII Test Procedures New Rules v02r01 A.3 and ANSI C63.10-2013

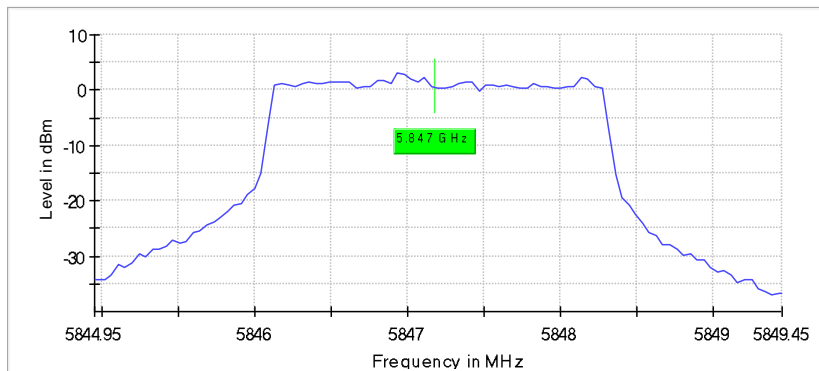
Result

DUT Frequency (MHz)	Frequency (MHz)	Difference (ppm)	Frequency Difference (kHz)	Limit Min (MHz)	Limit Max (MHz)
5847.200000	5847.199771	0.039	-0.229500	---	---

(continuation of the "Result" table from column 6 ...)

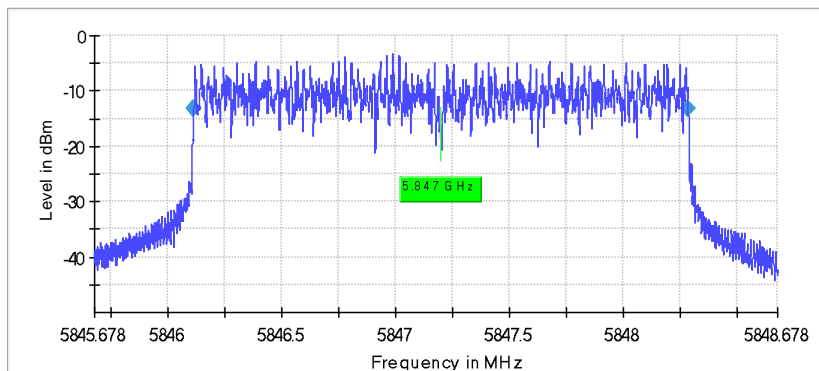
DUT Frequency (MHz)	Result
5847.200000	PASS

Frequency stability Pre



— Center frequency — Max Hold

Frequency stability



◆ Edge points — Max Hold — Center frequency

5.8G SDR, 10MHz BW

Frequency Error (5730.5 MHz; 20.000 dBm; 10MHz)

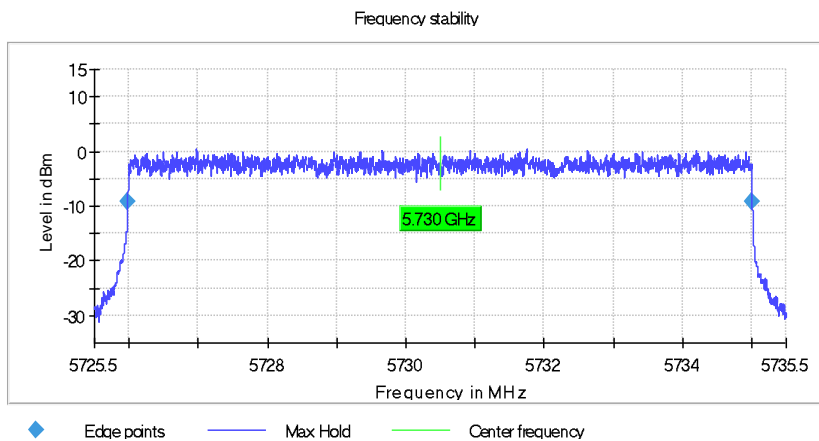
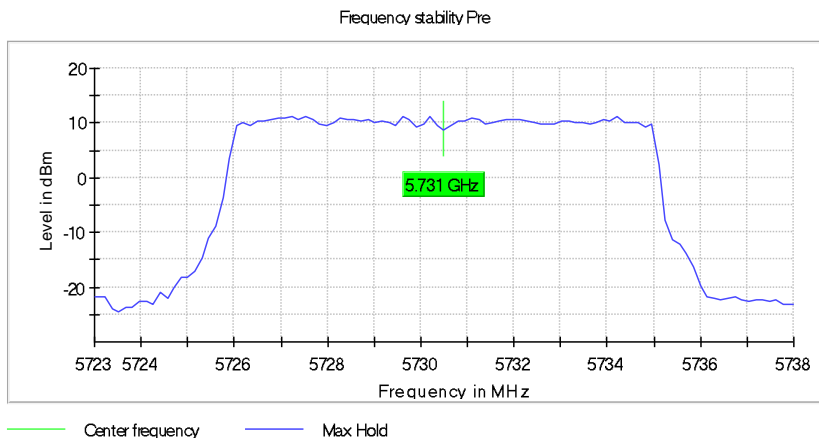
Test according to FCC title 47 part 15 §15.407(g), KDB 789033 D02 General U-NII Test Procedures New Rules v02r01 A.3 and ANSI C63.10-2013

Result

DUT Frequency (MHz)	Frequency (MHz)	Difference (ppm)	Frequency Difference (kHz)	Limit Min (MHz)	Limit Max (MHz)
5730.500000	5730.497501	0.436	-2.499500	---	---

(continuation of the "Result" table from column 6 ...)

DUT Frequency (MHz)	Result
5730.500000	PASS



Frequency Error (5787.5 MHz; 20.000 dBm; 10MHz)

Test according to FCC title 47 part 15 §15.407(g), KDB 789033 D02 General U-NII Test Procedures New Rules v02r01 A.3 and ANSI C63.10-2013

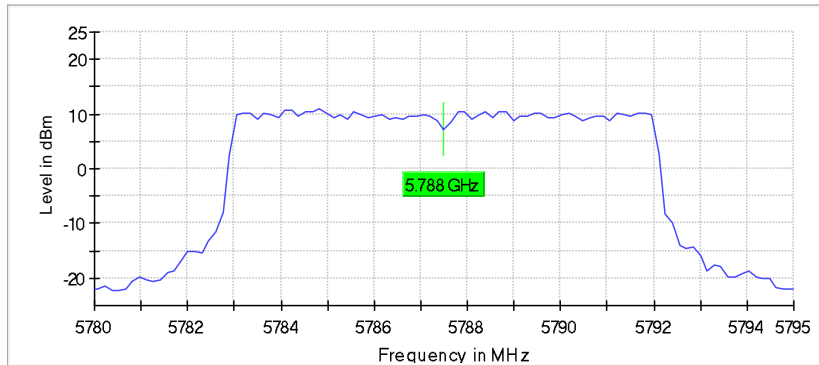
Result

DUT Frequency (MHz)	Frequency (MHz)	Difference (ppm)	Frequency Difference (kHz)	Limit Min (MHz)	Limit Max (MHz)
5787.500000	5787.497001	0.518	-2.999500	---	---

(continuation of the "Result" table from column 6 ...)

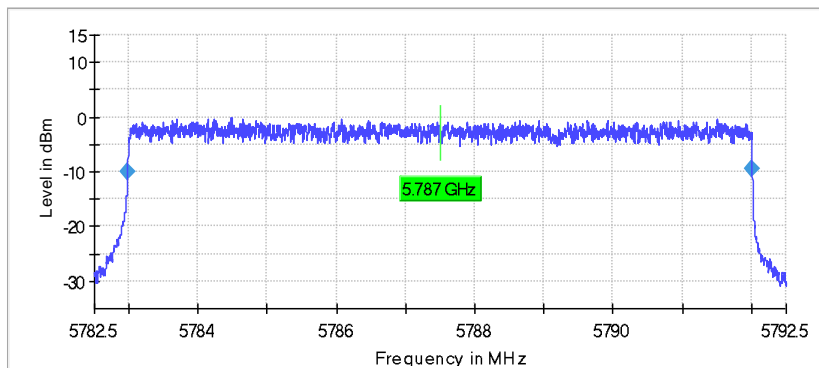
DUT Frequency (MHz)	Result
5787.500000	PASS

Frequency stability Pre



Center frequency (green line) Max Hold (blue line)

Frequency stability



Edge points (blue diamonds) Max Hold (blue line) Center frequency (green line)

Frequency Error (5844.5 MHz; 20.000 dBm; 10MHz)

Test according to FCC title 47 part 15 §15.407(g), KDB 789033 D02 General U-NII Test Procedures New Rules v02r01 A.3 and ANSI C63.10-2013

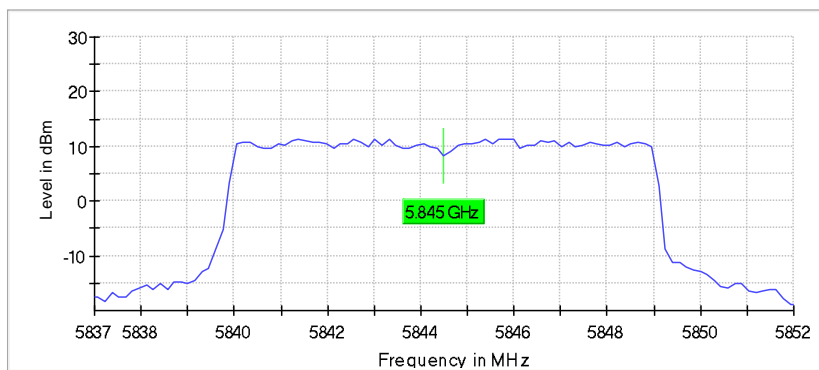
Result

DUT Frequency (MHz)	Frequency (MHz)	Difference (ppm)	Frequency Difference (kHz)	Limit Min (MHz)	Limit Max (MHz)
5844.500000	5844.498001	0.342	-1.999500	---	---

(continuation of the "Result" table from column 6 ...)

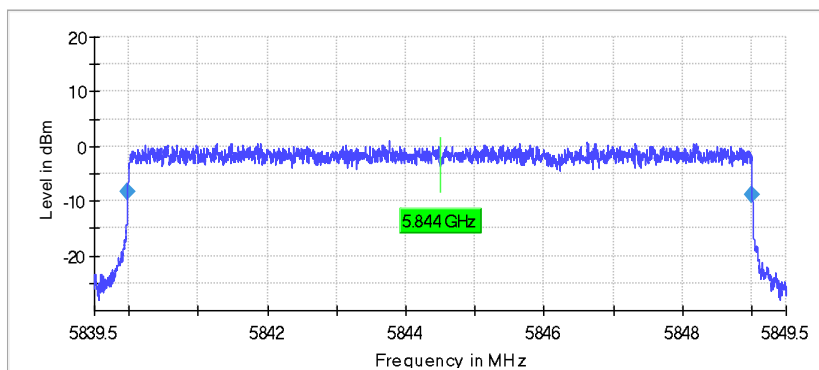
DUT Frequency (MHz)	Result
5844.500000	PASS

Frequency stability Pre



Center frequency Max Hold

Frequency stability



Edge points Max Hold Center frequency

5.8G SDR, 20MHz BW

Frequency Error (5735.5 MHz; 20.000 dBm; 20 MHz)

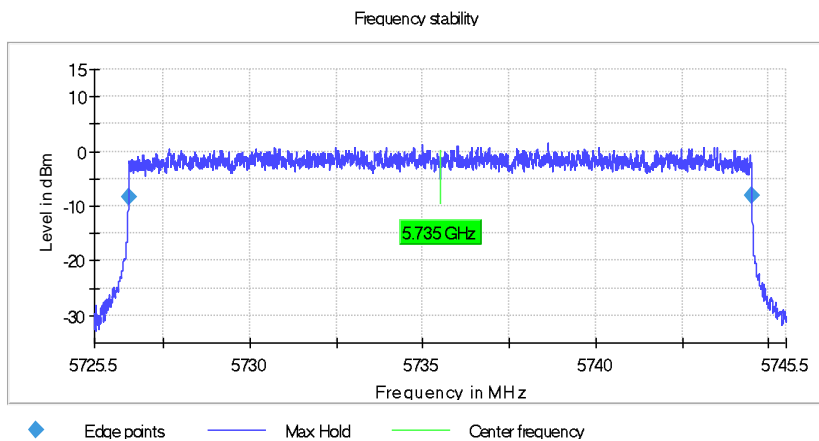
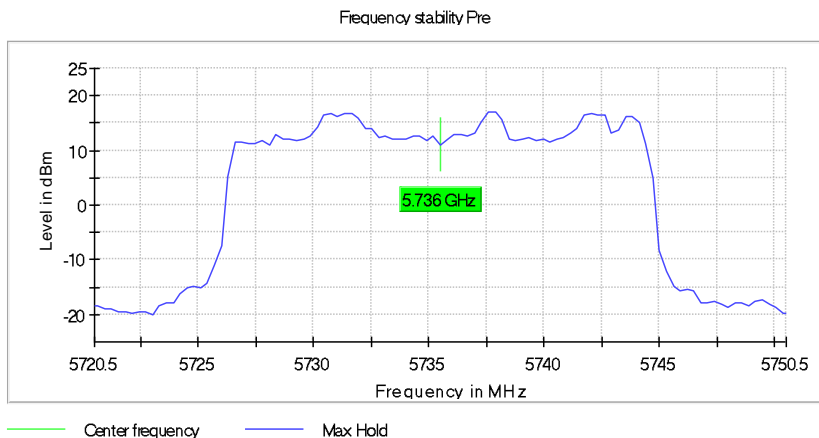
Test according to FCC title 47 part 15 §15.407(g), KDB 789033 D02 General U-NII Test Procedures New Rules v02r01 A.3 and ANSI C63.10-2013

Result

DUT Frequency (MHz)	Frequency (MHz)	Difference (ppm)	Frequency Difference (kHz)	Limit Min (MHz)	Limit Max (MHz)
5735.500000	5735.498001	0.349	-1.999500	---	---

(continuation of the "Result" table from column 6 ...)

DUT Frequency (MHz)	Result
5735.500000	PASS



Frequency Error (5787.5 MHz; 20.000 dBm; 20 MHz)

Test according to FCC title 47 part 15 §15.407(g), KDB 789033 D02 General U-NII Test Procedures New Rules v02r01 A.3 and ANSI C63.10-2013

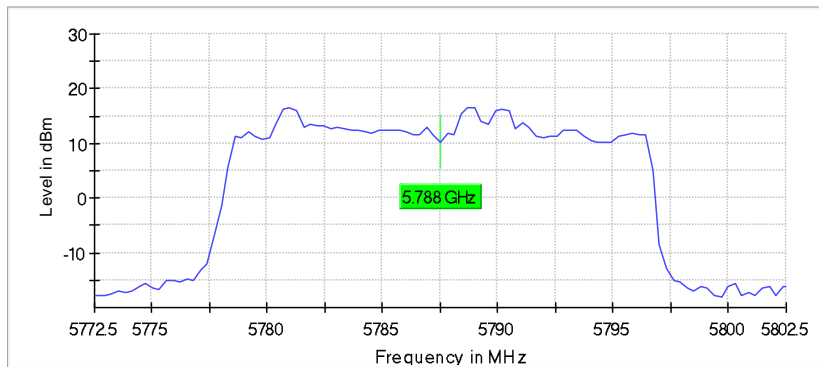
Result

DUT Frequency (MHz)	Frequency (MHz)	Difference (ppm)	Frequency Difference (kHz)	Limit Min (MHz)	Limit Max (MHz)
5787.500000	5787.498000	0.346	-2.000000	---	---

(continuation of the "Result" table from column 6 ...)

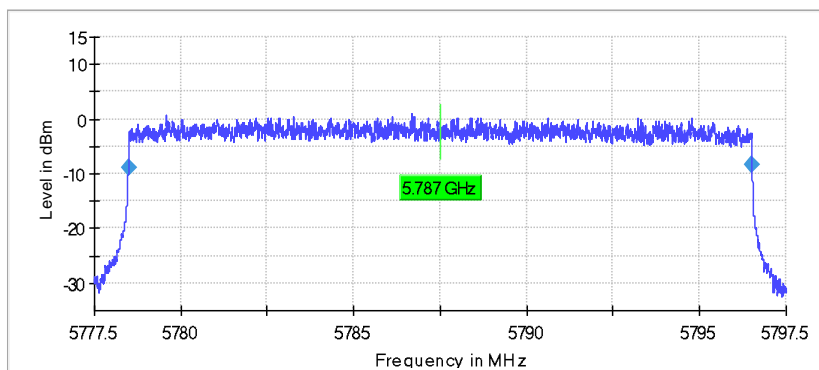
DUT Frequency (MHz)	Result
5787.500000	PASS

Frequency stability Pre



Center frequency Max Hold

Frequency stability



Edge points Max Hold Center frequency

Frequency Error (5839.5 MHz; 20.000 dBm; 20 MHz)

Test according to FCC title 47 part 15 §15.407(g), KDB 789033 D02 General U-NII Test Procedures New Rules v02r01 A.3 and ANSI C63.10-2013

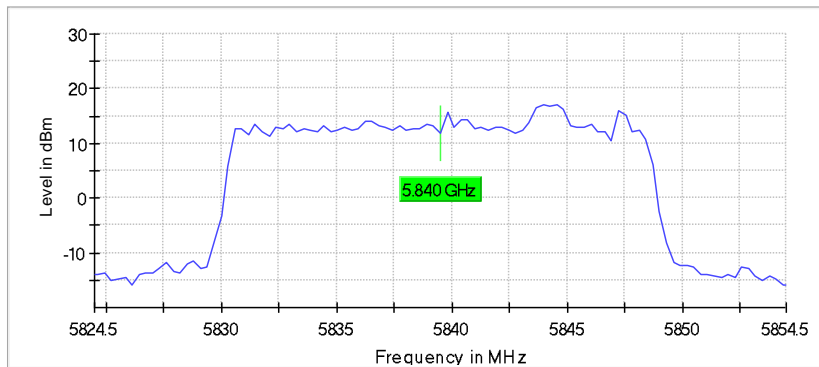
Result

DUT Frequency (MHz)	Frequency (MHz)	Difference (ppm)	Frequency Difference (kHz)	Limit Min (MHz)	Limit Max (MHz)
5839.500000	5839.499000	0.171	-1.000000	---	---

(continuation of the "Result" table from column 6 ...)

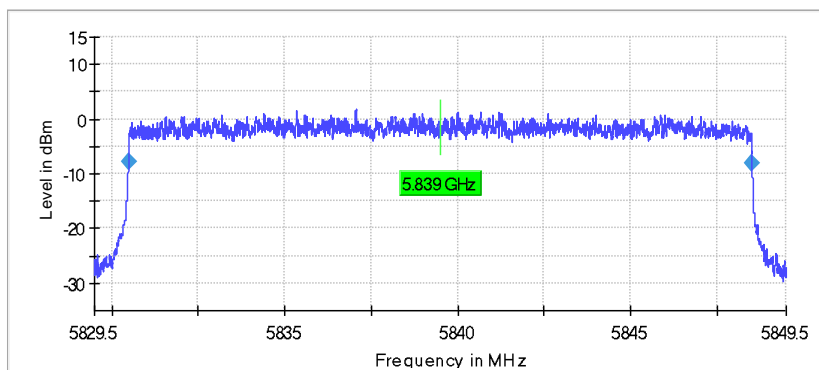
DUT Frequency (MHz)	Result
5839.500000	PASS

Frequency stability Pre



Center frequency Max Hold

Frequency stability



Edge points Max Hold Center frequency

5.8G SDR, 40MHz BW

Frequency Error (5745.5 MHz; 20.000 dBm; 40 MHz)

Test according to FCC title 47 part 15 §15.407(g), KDB 789033 D02 General U-NII Test Procedures New Rules v02r01 A.3 and ANSI C63.10-2013

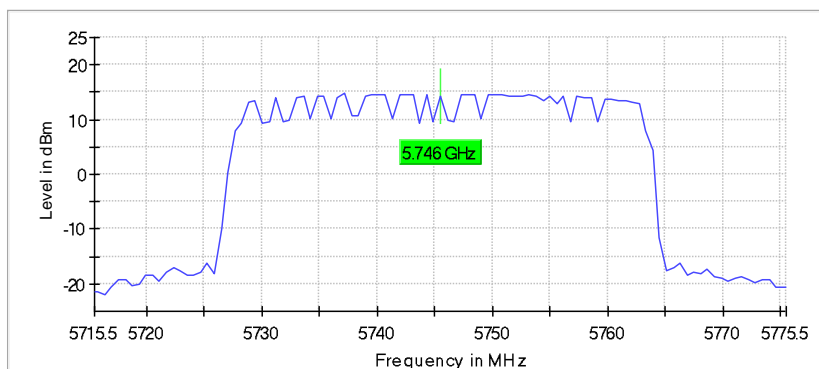
Result

DUT Frequency (MHz)	Frequency (MHz)	Difference (ppm)	Frequency Difference (kHz)	Limit Min (MHz)	Limit Max (MHz)
5745.500000	5745.492001	1.392	-7.999500	---	---

(continuation of the "Result" table from column 6 ...)

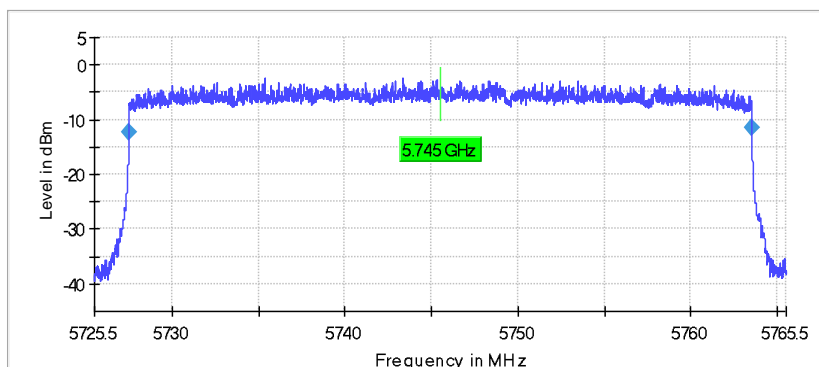
DUT Frequency (MHz)	Result
5745.500000	PASS

Frequency stability Pre



— Center frequency — Max Hold

Frequency stability



◆ Edge points — Max Hold — Center frequency

Frequency Error (5787.5 MHz; 20.000 dBm; 40 MHz)

Test according to FCC title 47 part 15 §15.407(g), KDB 789033 D02 General U-NII Test Procedures New Rules v02r01 A.3 and ANSI C63.10-2013

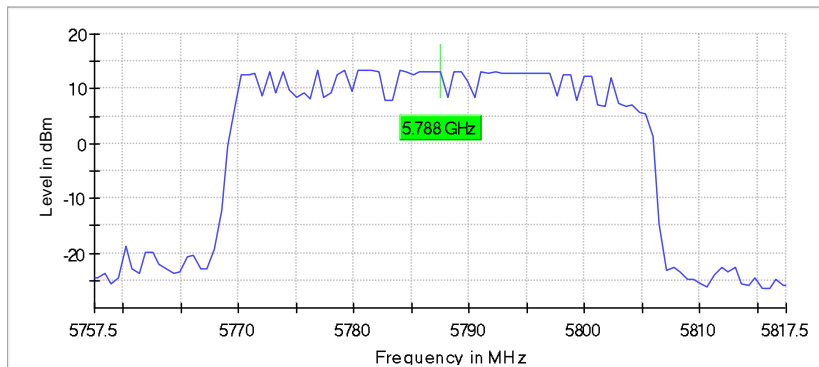
Result

DUT Frequency (MHz)	Frequency (MHz)	Difference (ppm)	Frequency Difference (kHz)	Limit Min (MHz)	Limit Max (MHz)
5787.500000	5787.492001	1.382	-7.999000	---	---

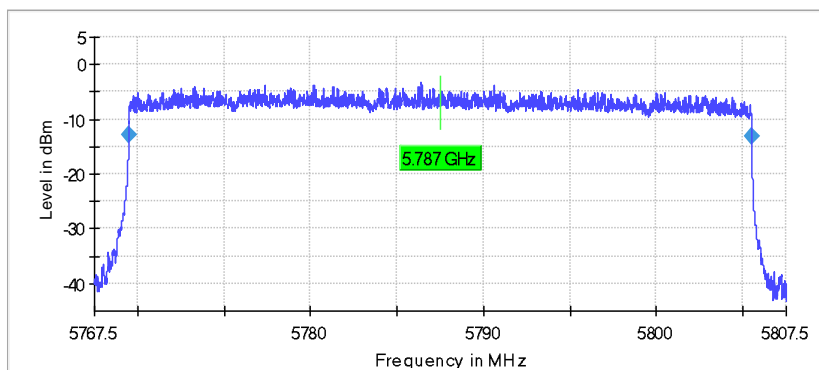
(continuation of the "Result" table from column 6 ...)

DUT Frequency (MHz)	Result
5787.500000	PASS

Frequency stability Pre



Frequency stability



Frequency Error (5829.5 MHz; 20.000 dBm; 40 MHz)

Test according to FCC title 47 part 15 §15.407(g), KDB 789033 D02 General U-NII Test Procedures New Rules v02r01 A.3 and ANSI C63.10-2013

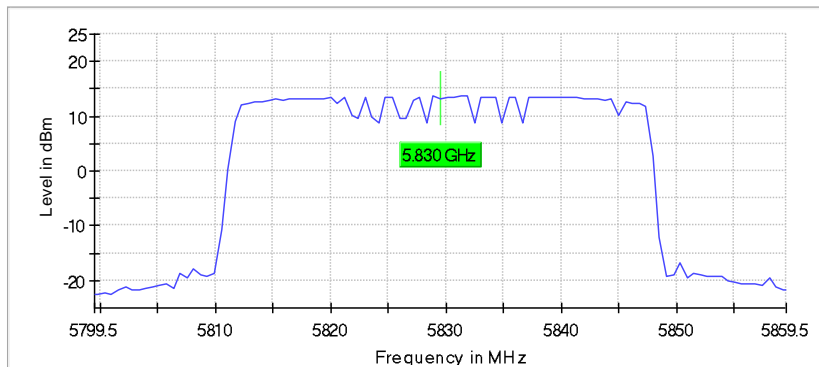
Result

DUT Frequency (MHz)	Frequency (MHz)	Difference (ppm)	Frequency Difference (kHz)	Limit Min (MHz)	Limit Max (MHz)
5829.500000	5829.504000	0.686	4.000000	---	---

(continuation of the "Result" table from column 6 ...)

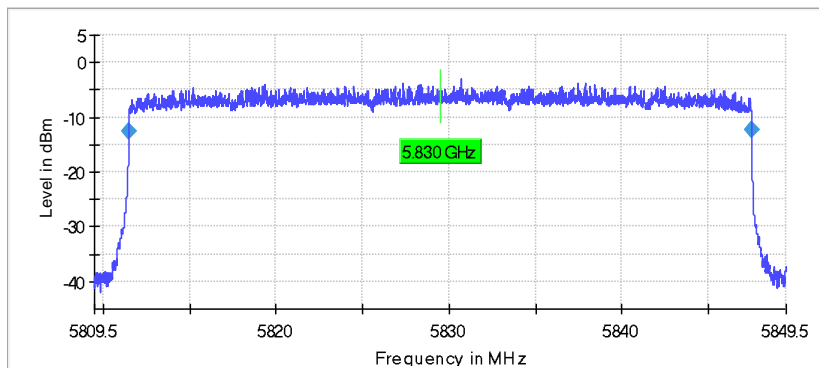
DUT Frequency (MHz)	Result
5829.500000	PASS

Frequency stability Pre



Center frequency Max Hold

Frequency stability



Edge points Max Hold Center frequency

Appendix B.3: Test Results of 6dB Bandwidth

5.8G SDR, 1.4MHz BW

Minimum Emission Bandwidth 6 dB (5728.5 MHz; 20.000 dBm; 1.4MHz)

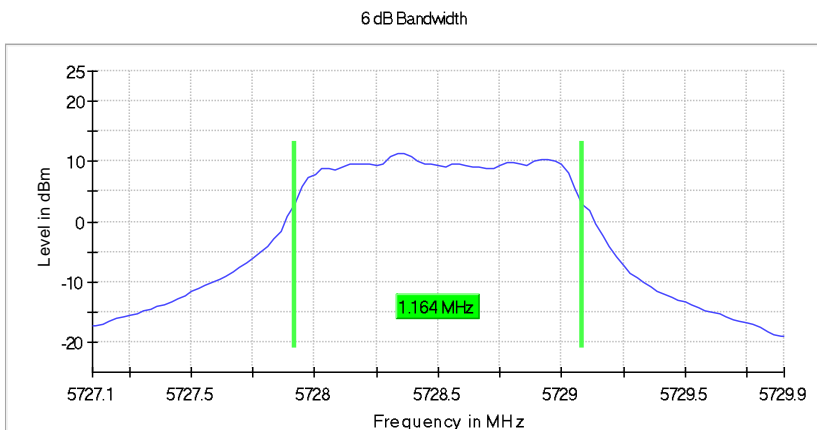
Test according to FCC title 47 part 15 §15.407(a),(e), KDB 789033 D02 General U-NII Test Procedures New Rules v02r01 D and ANSI C63.10-2013

6 dB Bandwidth

DUT Frequency (MHz)	Bandwidth (MHz)	Limit Min (MHz)	Limit Max (MHz)	Band Edge Left (MHz)	Band Edge Right (MHz)
5728.500000	1.164356	0.500000	---	5727.917822	5729.082178

(continuation of the "6 dB Bandwidth" table from column 6 ...)

DUT Frequency (MHz)	Max Level (dBm)	Result
5728.500000	11.4	PASS



Measurement

Setting	Instrument Value	Target Value
Start Frequency	5.72710 GHz	5.72710 GHz
Stop Frequency	5.72990 GHz	5.72990 GHz
Span	2.800 MHz	2.800 MHz
RBW	100.000 kHz	~ 100.000 kHz
VBW	300.000 kHz	~ 300.000 kHz
SweepPoints	101	~ 56
Sweeptime	19.022 µs	AUTO
Reference Level	10.000 dBm	10.000 dBm
Attenuation	30.000 dB	AUTO
Detector	MaxPeak	MaxPeak
SweepCount	200	200
Filter	3 dB	3 dB
Trace Mode	Max Hold	Max Hold
Sweeptype	FFT	AUTO
Preamp	off	off
Stablemode	Trace	Trace
Stablevalue	0.30 dB	0.30 dB
Run	14 / max. 150	max. 150
Stable	5 / 5	5
Max Stable Difference	0.04 dB	0.30 dB

Minimum Emission Bandwidth 6 dB (5786.5 MHz; 20.000 dBm; 1.4MHz)

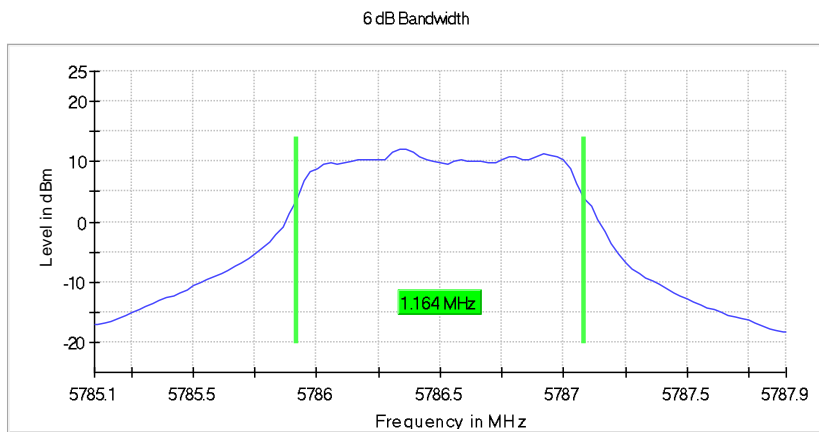
Test according to FCC title 47 part 15 §15.407(a),(e), KDB 789033 D02 General U-NII Test Procedures New Rules v02r01 D and ANSI C63.10-2013

6 dB Bandwidth

DUT Frequency (MHz)	Bandwidth (MHz)	Limit Min (MHz)	Limit Max (MHz)	Band Edge Left (MHz)	Band Edge Right (MHz)
5786.500000	1.164356	0.500000	---	5785.917822	5787.082178

(continuation of the "6 dB Bandwidth" table from column 6 ...)

DUT Frequency (MHz)	Max Level (dBm)	Result
5786.500000	12.0	PASS



Measurement

Setting	Instrument Value	Target Value
Start Frequency	5.78510 GHz	5.78510 GHz
Stop Frequency	5.78790 GHz	5.78790 GHz
Span	2.800 MHz	2.800 MHz
RBW	100.000 kHz	~ 100.000 kHz
VBW	300.000 kHz	~ 300.000 kHz
SweepPoints	101	~ 56
Sweeptime	19.022 µs	AUTO
Reference Level	10.000 dBm	10.000 dBm
Attenuation	30.000 dB	AUTO
Detector	MaxPeak	MaxPeak
SweepCount	200	200
Filter	3 dB	3 dB
Trace Mode	Max Hold	Max Hold
Sweeptype	FFT	AUTO
Preamp	off	off
Stablemode	Trace	Trace
Stablevalue	0.30 dB	0.30 dB
Run	15 / max. 150	max. 150
Stable	5 / 5	5
Max Stable Difference	0.00 dB	0.30 dB

Minimum Emission Bandwidth 6 dB (5846.5 MHz; 20.000 dBm; 1.4MHz)

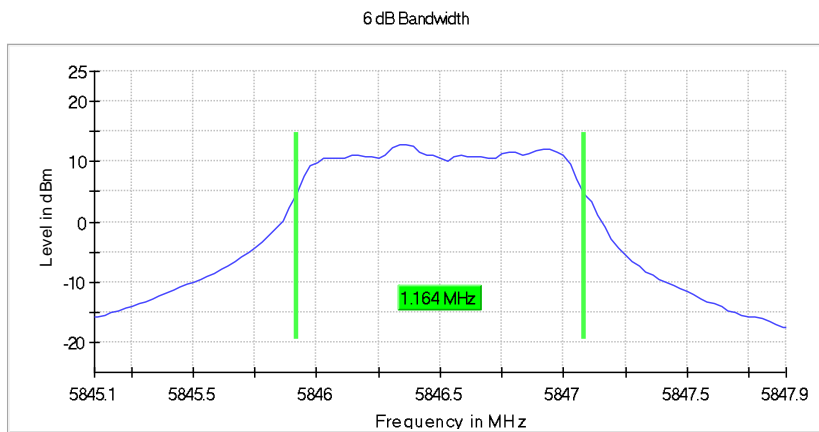
Test according to FCC title 47 part 15 §15.407(a),(e), KDB 789033 D02 General U-NII Test Procedures New Rules v02r01 D and ANSI C63.10-2013

6 dB Bandwidth

DUT Frequency (MHz)	Bandwidth (MHz)	Limit Min (MHz)	Limit Max (MHz)	Band Edge Left (MHz)	Band Edge Right (MHz)
5846.500000	1.164356	0.500000	---	5845.917822	5847.082178

(continuation of the "6 dB Bandwidth" table from column 6 ...)

DUT Frequency (MHz)	Max Level (dBm)	Result
5846.500000	12.8	PASS



Measurement

Setting	Instrument Value	Target Value
Start Frequency	5.84510 GHz	5.84510 GHz
Stop Frequency	5.84790 GHz	5.84790 GHz
Span	2.800 MHz	2.800 MHz
RBW	100.000 kHz	~ 100.000 kHz
VBW	300.000 kHz	~ 300.000 kHz
SweepPoints	101	~ 56
Sweeptime	19.022 µs	AUTO
Reference Level	10.000 dBm	10.000 dBm
Attenuation	30.000 dB	AUTO
Detector	MaxPeak	MaxPeak
SweepCount	200	200
Filter	3 dB	3 dB
Trace Mode	Max Hold	Max Hold
Sweeptype	FFT	AUTO
Preamp	off	off
Stablemode	Trace	Trace
Stablevalue	0.30 dB	0.30 dB
Run	15 / max. 150	max. 150
Stable	5 / 5	5
Max Stable Difference	0.02 dB	0.30 dB

5.8G SDR, 1.4MHz BW CA mode

Minimum Emission Bandwidth 6 dB (5730.12 MHz; 20.000 dBm; 1.4MHz)

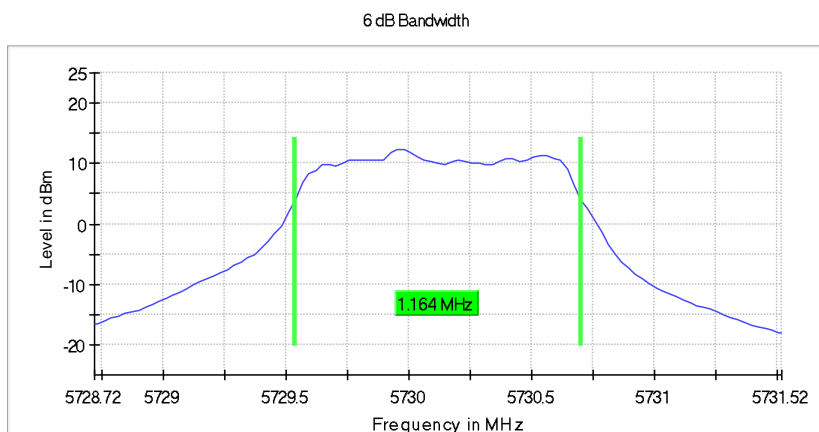
Test according to FCC title 47 part 15 §15.407(a),(e), KDB 789033 D02 General U-NII Test Procedures New Rules v02r01 D and ANSI C63.10-2013

6 dB Bandwidth

DUT Frequency (MHz)	Bandwidth (MHz)	Limit Min (MHz)	Limit Max (MHz)	Band Edge Left (MHz)	Band Edge Right (MHz)
5730.120000	1.164356	0.500000	---	5729.537822	5730.702178

(continuation of the "6 dB Bandwidth" table from column 6 ...)

DUT Frequency (MHz)	Max Level (dBm)	Result
5730.120000	12.4	PASS



Measurement

Setting	Instrument Value	Target Value
Start Frequency	5.72872 GHz	5.72872 GHz
Stop Frequency	5.73152 GHz	5.73152 GHz
Span	2.800 MHz	2.800 MHz
RBW	100.000 kHz	~ 100.000 kHz
VBW	300.000 kHz	~ 300.000 kHz
SweepPoints	101	~ 56
Sweeptime	19.022 µs	AUTO
Reference Level	10.000 dBm	10.000 dBm
Attenuation	30.000 dB	AUTO
Detector	MaxPeak	MaxPeak
SweepCount	200	200
Filter	3 dB	3 dB
Trace Mode	Max Hold	Max Hold
Sweeptype	FFT	AUTO
Preamp	off	off
Stablemode	Trace	Trace
Stablevalue	0.30 dB	0.30 dB
Run	18 / max. 150	max. 150
Stable	5 / 5	5
Max Stable Difference	0.01 dB	0.30 dB

Minimum Emission Bandwidth 6 dB (5788.12 MHz; 20.000 dBm; 1.4MHz)

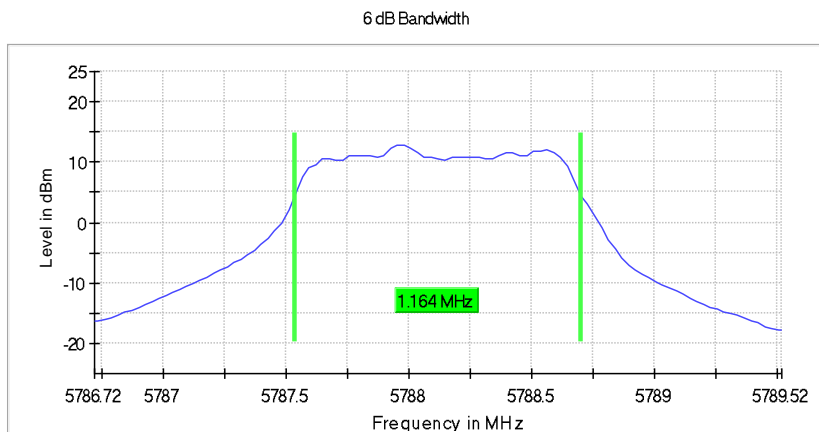
Test according to FCC title 47 part 15 §15.407(a),(e), KDB 789033 D02 General U-NII Test Procedures New Rules v02r01 D and ANSI C63.10-2013

6 dB Bandwidth

DUT Frequency (MHz)	Bandwidth (MHz)	Limit Min (MHz)	Limit Max (MHz)	Band Edge Left (MHz)	Band Edge Right (MHz)
5788.120000	1.164356	0.500000	---	5787.537822	5788.702178

(continuation of the "6 dB Bandwidth" table from column 6 ...)

DUT Frequency (MHz)	Max Level (dBm)	Result
5788.120000	12.8	PASS



Measurement

Setting	Instrument Value	Target Value
Start Frequency	5.78672 GHz	5.78672 GHz
Stop Frequency	5.78952 GHz	5.78952 GHz
Span	2.800 MHz	2.800 MHz
RBW	100.000 kHz	~ 100.000 kHz
VBW	300.000 kHz	~ 300.000 kHz
SweepPoints	101	~ 56
Sweeptime	19.022 µs	AUTO
Reference Level	10.000 dBm	10.000 dBm
Attenuation	30.000 dB	AUTO
Detector	MaxPeak	MaxPeak
SweepCount	200	200
Filter	3 dB	3 dB
Trace Mode	Max Hold	Max Hold
Sweeptype	FFT	AUTO
Preamp	off	off
Stablemode	Trace	Trace
Stablevalue	0.30 dB	0.30 dB
Run	15 / max. 150	max. 150
Stable	5 / 5	5
Max Stable Difference	0.08 dB	0.30 dB

Minimum Emission Bandwidth 6 dB (5848.12 MHz; 20.000 dBm; 1.4MHz)

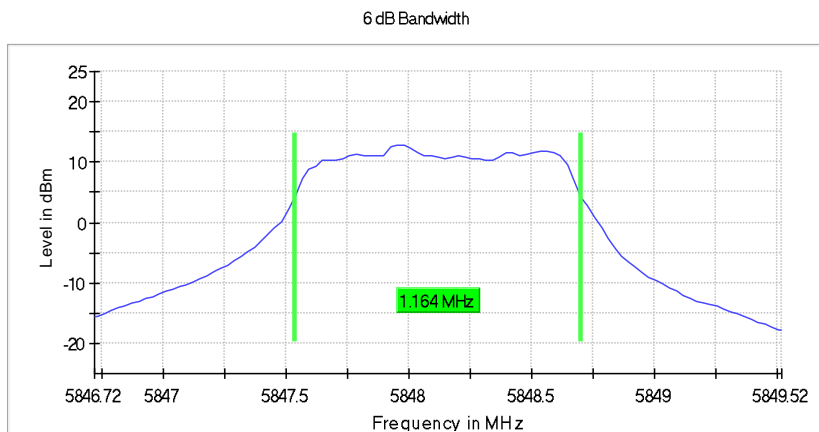
Test according to FCC title 47 part 15 §15.407(a),(e), KDB 789033 D02 General U-NII Test Procedures New Rules v02r01 D and ANSI C63.10-2013

6 dB Bandwidth

DUT Frequency (MHz)	Bandwidth (MHz)	Limit Min (MHz)	Limit Max (MHz)	Band Edge Left (MHz)	Band Edge Right (MHz)
5848.120000	1.164356	0.500000	---	5847.537822	5848.702178

(continuation of the "6 dB Bandwidth" table from column 6 ...)

DUT Frequency (MHz)	Max Level (dBm)	Result
5848.120000	12.9	PASS



Measurement

Setting	Instrument Value	Target Value
Start Frequency	5.84672 GHz	5.84672 GHz
Stop Frequency	5.84952 GHz	5.84952 GHz
Span	2.800 MHz	2.800 MHz
RBW	100.000 kHz	~ 100.000 kHz
VBW	300.000 kHz	~ 300.000 kHz
SweepPoints	101	~ 56
Sweeptime	19.022 µs	AUTO
Reference Level	10.000 dBm	10.000 dBm
Attenuation	30.000 dB	AUTO
Detector	MaxPeak	MaxPeak
SweepCount	200	200
Filter	3 dB	3 dB
Trace Mode	Max Hold	Max Hold
Sweeptype	FFT	AUTO
Preamp	off	off
Stablemode	Trace	Trace
Stablevalue	0.30 dB	0.30 dB
Run	15 / max. 150	max. 150
Stable	5 / 5	5
Max Stable Difference	0.07 dB	0.30 dB

5.8G SDR, 3MHz BW

Minimum Emission Bandwidth 6 dB (5727.5 MHz; 20.000 dBm; 3MHz)

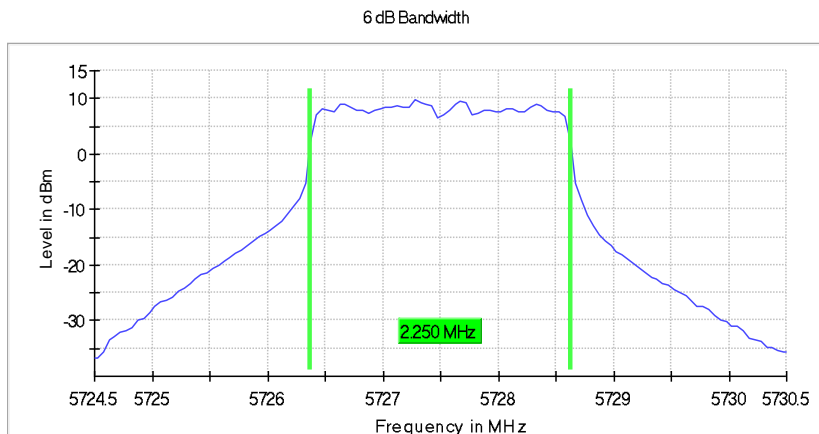
Test according to FCC title 47 part 15 §15.407(a),(e), KDB 789033 D02 General U-NII Test Procedures New Rules v02r01 D and ANSI C63.10-2013

6 dB Bandwidth

DUT Frequency (MHz)	Bandwidth (MHz)	Limit Min (MHz)	Limit Max (MHz)	Band Edge Left (MHz)	Band Edge Right (MHz)
5727.500000	2.250000	0.500000	---	5726.375000	5728.625000

(continuation of the "6 dB Bandwidth" table from column 6 ...)

DUT Frequency (MHz)	Max Level (dBm)	Result
5727.500000	9.7	PASS



Measurement

Setting	Instrument Value	Target Value
Start Frequency	5.72450 GHz	5.72450 GHz
Stop Frequency	5.73050 GHz	5.73050 GHz
Span	6.000 MHz	6.000 MHz
RBW	100.000 kHz	~ 100.000 kHz
VBW	300.000 kHz	~ 300.000 kHz
SweepPoints	120	~ 120
Sweeptime	18.984 µs	AUTO
Reference Level	10.000 dBm	10.000 dBm
Attenuation	30.000 dB	AUTO
Detector	MaxPeak	MaxPeak
SweepCount	200	200
Filter	3 dB	3 dB
Trace Mode	Max Hold	Max Hold
Sweeptype	FFT	AUTO
Preamp	off	off
Stablemode	Trace	Trace
Stablevalue	0.30 dB	0.30 dB
Run	13 / max. 150	max. 150
Stable	5 / 5	5
Max Stable Difference	0.21 dB	0.30 dB

Minimum Emission Bandwidth 6 dB (5784.5 MHz; 20.000 dBm; 3MHz)

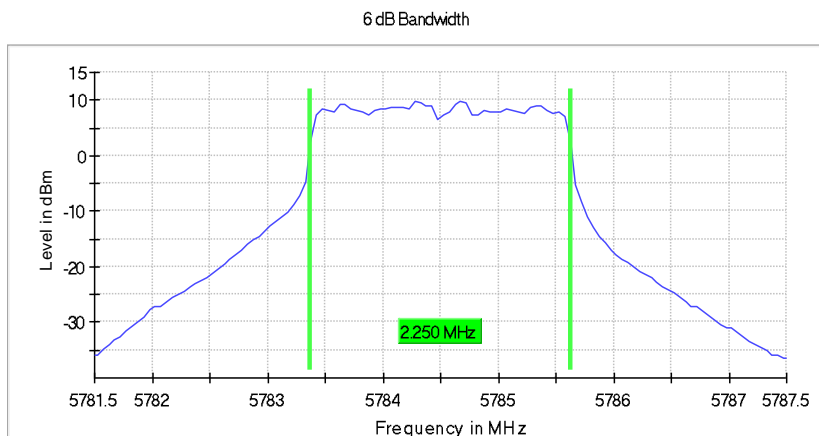
Test according to FCC title 47 part 15 §15.407(a),(e), KDB 789033 D02 General U-NII Test Procedures New Rules v02r01 D and ANSI C63.10-2013

6 dB Bandwidth

DUT Frequency (MHz)	Bandwidth (MHz)	Limit Min (MHz)	Limit Max (MHz)	Band Edge Left (MHz)	Band Edge Right (MHz)
5784.500000	2.250000	0.500000	---	5783.375000	5785.625000

(continuation of the "6 dB Bandwidth" table from column 6 ...)

DUT Frequency (MHz)	Max Level (dBm)	Result
5784.500000	9.9	PASS



Measurement

Setting	Instrument Value	Target Value
Start Frequency	5.78150 GHz	5.78150 GHz
Stop Frequency	5.78750 GHz	5.78750 GHz
Span	6.000 MHz	6.000 MHz
RBW	100.000 kHz	~ 100.000 kHz
VBW	300.000 kHz	~ 300.000 kHz
SweepPoints	120	~ 120
Sweeptime	18.984 µs	AUTO
Reference Level	10.000 dBm	10.000 dBm
Attenuation	30.000 dB	AUTO
Detector	MaxPeak	MaxPeak
SweepCount	200	200
Filter	3 dB	3 dB
Trace Mode	Max Hold	Max Hold
Sweeptype	FFT	AUTO
Preamp	off	off
Stablemode	Trace	Trace
Stablevalue	0.30 dB	0.30 dB
Run	20 / max. 150	max. 150
Stable	5 / 5	5
Max Stable Difference	0.08 dB	0.30 dB

Minimum Emission Bandwidth 6 dB (5844.5 MHz; 20.000 dBm; 3MHz)

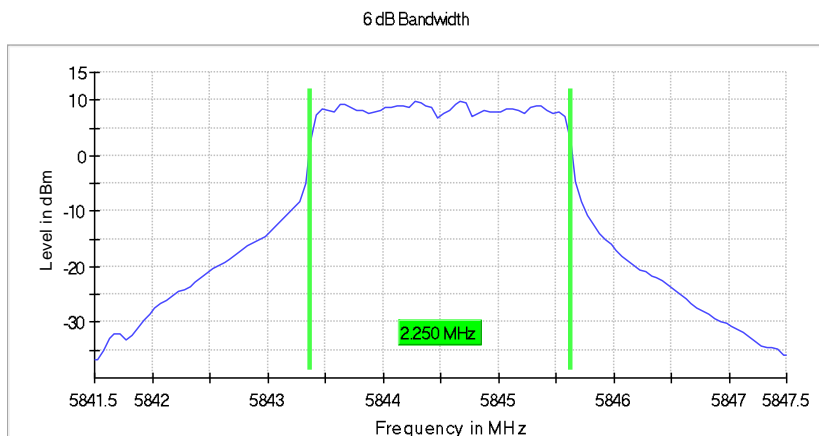
Test according to FCC title 47 part 15 §15.407(a),(e), KDB 789033 D02 General U-NII Test Procedures New Rules v02r01 D and ANSI C63.10-2013

6 dB Bandwidth

DUT Frequency (MHz)	Bandwidth (MHz)	Limit Min (MHz)	Limit Max (MHz)	Band Edge Left (MHz)	Band Edge Right (MHz)
5844.500000	2.250000	0.500000	---	5843.375000	5845.625000

(continuation of the "6 dB Bandwidth" table from column 6 ...)

DUT Frequency (MHz)	Max Level (dBm)	Result
5844.500000	9.9	PASS



Measurement

Setting	Instrument Value	Target Value
Start Frequency	5.84150 GHz	5.84150 GHz
Stop Frequency	5.84750 GHz	5.84750 GHz
Span	6.000 MHz	6.000 MHz
RBW	100.000 kHz	~ 100.000 kHz
VBW	300.000 kHz	~ 300.000 kHz
SweepPoints	120	~ 120
Sweeptime	18.984 µs	AUTO
Reference Level	10.000 dBm	10.000 dBm
Attenuation	30.000 dB	AUTO
Detector	MaxPeak	MaxPeak
SweepCount	200	200
Filter	3 dB	3 dB
Trace Mode	Max Hold	Max Hold
Sweeptype	FFT	AUTO
Preamp	off	off
Stablemode	Trace	Trace
Stablevalue	0.30 dB	0.30 dB
Run	15 / max. 150	max. 150
Stable	5 / 5	5
Max Stable Difference	0.05 dB	0.30 dB

5.8G SDR, 3MHz BW CA mode

Minimum Emission Bandwidth 6 dB (5730.2 MHz; 20.000 dBm; 3MHz)

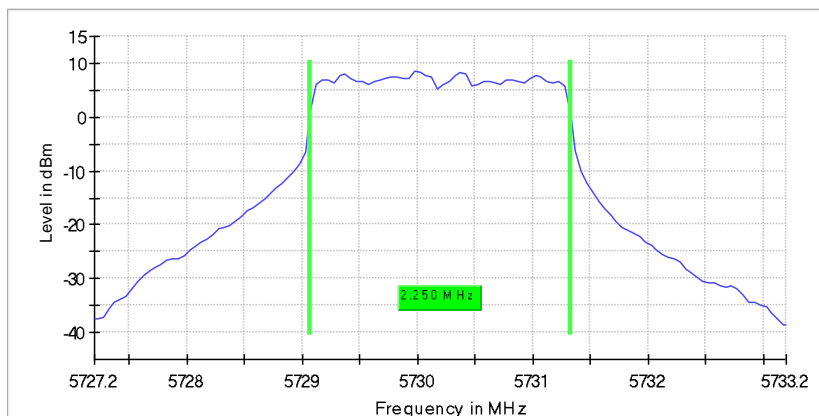
Test according to FCC title 47 part 15 §15.407(a),(e), KDB 789033 D02 General U-NII Test Procedures New Rules v02r01 D and ANSI C63.10-2013

6 dB Bandwidth

DUT Frequency (MHz)	Bandwidth (MHz)	Limit Min (MHz)	Limit Max (MHz)	Band Edge Left (MHz)	Band Edge Right (MHz)
5730.200000	2.250000	0.500000	---	5729.075000	5731.325000

(continuation of the "6 dB Bandwidth" table from column 6 ...)

DUT Frequency (MHz)	Max Level (dBm)	Result
5730.200000	8.6	PASS



Measurement

Setting	Instrument Value	Target Value
Start Frequency	5.72720 GHz	5.72720 GHz
Stop Frequency	5.73320 GHz	5.73320 GHz
Span	6.000 MHz	6.000 MHz
RBW	100.000 kHz	~ 100.000 kHz
VBW	300.000 kHz	~ 300.000 kHz
SweepPoints	120	~ 120
SweepTime	18.984 µs	AUTO
Reference Level	10.000 dBm	10.000 dBm
Attenuation	30.000 dB	AUTO
Detector	MaxPeak	MaxPeak
SweepCount	200	200
Filter	3 dB	3 dB
Trace Mode	Max Hold	Max Hold
Sweeptype	FFT	AUTO
Preamp	off	off
Stablemode	Trace	Trace
Stablevalue	0.30 dB	0.30 dB
Run	16 / max. 150	max. 150
Stable	5 / 5	5
Max Stable Difference	0.00 dB	0.30 dB

Minimum Emission Bandwidth 6 dB (5787.2 MHz; 20.000 dBm; 3MHz)

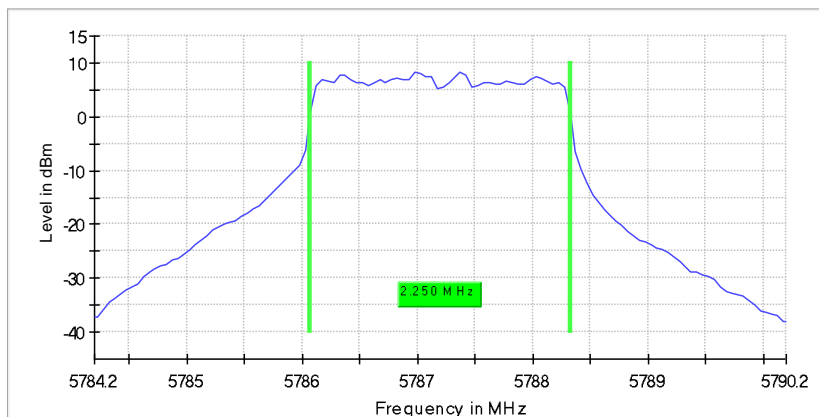
Test according to FCC title 47 part 15 §15.407(a),(e), KDB 789033 D02 General U-NII Test Procedures New Rules v02r01 D and ANSI C63.10-2013

6 dB Bandwidth

DUT Frequency (MHz)	Bandwidth (MHz)	Limit Min (MHz)	Limit Max (MHz)	Band Edge Left (MHz)	Band Edge Right (MHz)
5787.200000	2.250000	0.500000	---	5786.075000	5788.325000

(continuation of the "6 dB Bandwidth" table from column 6 ...)

DUT Frequency (MHz)	Max Level (dBm)	Result
5787.200000	8.3	PASS



Measurement

Setting	Instrument Value	Target Value
Start Frequency	5.78420 GHz	5.78420 GHz
Stop Frequency	5.79020 GHz	5.79020 GHz
Span	6.000 MHz	6.000 MHz
RBW	100.000 kHz	~ 100.000 kHz
VBW	300.000 kHz	~ 300.000 kHz
SweepPoints	120	~ 120
Sweeptime	18.984 µs	AUTO
Reference Level	10.000 dBm	10.000 dBm
Attenuation	30.000 dB	AUTO
Detector	MaxPeak	MaxPeak
SweepCount	200	200
Filter	3 dB	3 dB
Trace Mode	Max Hold	Max Hold
Sweeptype	FFT	AUTO
Preamp	off	off
Stablemode	Trace	Trace
Stablevalue	0.30 dB	0.30 dB
Run	16 / max. 150	max. 150
Stable	5 / 5	5
Max Stable Difference	0.00 dB	0.30 dB

Minimum Emission Bandwidth 6 dB (5847.2 MHz; 20.000 dBm; 3MHz)

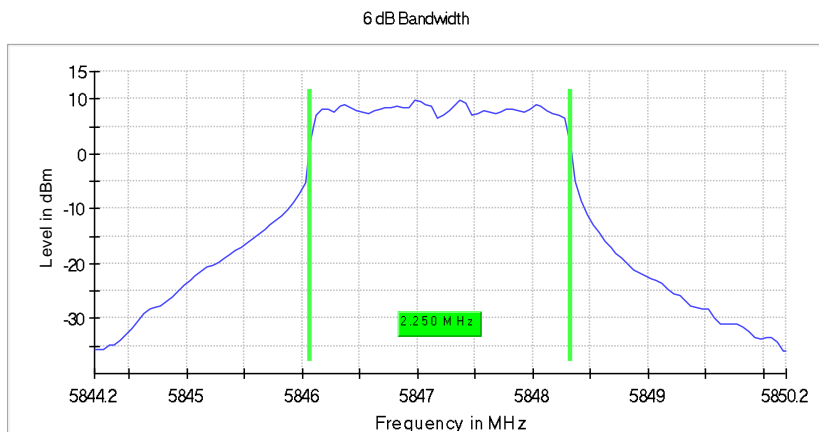
Test according to FCC title 47 part 15 §15.407(a),(e), KDB 789033 D02 General U-NII Test Procedures New Rules v02r01 D and ANSI C63.10-2013

6 dB Bandwidth

DUT Frequency (MHz)	Bandwidth (MHz)	Limit Min (MHz)	Limit Max (MHz)	Band Edge Left (MHz)	Band Edge Right (MHz)
5847.200000	2.250000	0.500000	---	5846.075000	5848.325000

(continuation of the "6 dB Bandwidth" table from column 6 ...)

DUT Frequency (MHz)	Max Level (dBm)	Result
5847.200000	9.8	PASS



Measurement

Setting	Instrument Value	Target Value
Start Frequency	5.84420 GHz	5.84420 GHz
Stop Frequency	5.85020 GHz	5.85020 GHz
Span	6.000 MHz	6.000 MHz
RBW	100.000 kHz	~ 100.000 kHz
VBW	300.000 kHz	~ 300.000 kHz
SweepPoints	120	~ 120
Sweeptime	18.984 µs	AUTO
Reference Level	10.000 dBm	10.000 dBm
Attenuation	30.000 dB	AUTO
Detector	MaxPeak	MaxPeak
SweepCount	200	200
Filter	3 dB	3 dB
Trace Mode	Max Hold	Max Hold
Sweeptype	FFT	AUTO
Preamp	off	off
Stablemode	Trace	Trace
Stablevalue	0.30 dB	0.30 dB
Run	12 / max. 150	max. 150
Stable	5 / 5	5
Max Stable Difference	0.00 dB	0.30 dB

5.8G SDR, 10MHz BW

Minimum Emission Bandwidth 6 dB (5730.5 MHz; 20.000 dBm; 10MHz)

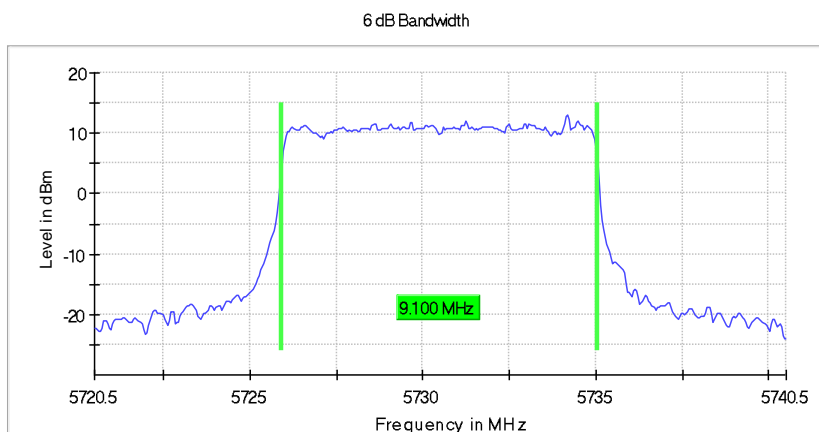
Test according to FCC title 47 part 15 §15.407(a),(e), KDB 789033 D02 General U-NII Test Procedures New Rules v02r01 D and ANSI C63.10-2013

6 dB Bandwidth

DUT Frequency (MHz)	Bandwidth (MHz)	Limit Min (MHz)	Limit Max (MHz)	Band Edge Left (MHz)	Band Edge Right (MHz)
5730.500000	9.100000	0.500000	---	5725.925000	5735.025000

(continuation of the "6 dB Bandwidth" table from column 6 ...)

DUT Frequency (MHz)	Max Level (dBm)	Result
5730.500000	13.0	PASS



Measurement

Setting	Instrument Value	Target Value
Start Frequency	5.72050 GHz	5.72050 GHz
Stop Frequency	5.74050 GHz	5.74050 GHz
Span	20.000 MHz	20.000 MHz
RBW	100.000 kHz	~ 100.000 kHz
VBW	300.000 kHz	~ 300.000 kHz
SweepPoints	400	~ 400
Sweeptime	56.953 µs	AUTO
Reference Level	20.000 dBm	20.000 dBm
Attenuation	40.000 dB	AUTO
Detector	MaxPeak	MaxPeak
SweepCount	200	200
Filter	3 dB	3 dB
Trace Mode	Max Hold	Max Hold
Sweeptype	FFT	AUTO
Preamp	off	off
Stablemode	Trace	Trace
Stablevalue	0.30 dB	0.30 dB
Run	48 / max. 150	max. 150
Stable	5 / 5	5
Max Stable Difference	0.21 dB	0.30 dB

Minimum Emission Bandwidth 6 dB (5787.5 MHz; 20.000 dBm; 10MHz)

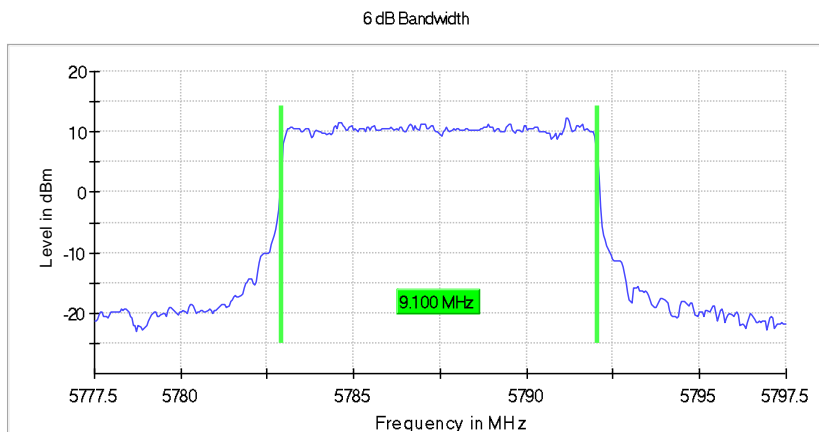
Test according to FCC title 47 part 15 §15.407(a),(e), KDB 789033 D02 General U-NII Test Procedures New Rules v02r01 D and ANSI C63.10-2013

6 dB Bandwidth

DUT Frequency (MHz)	Bandwidth (MHz)	Limit Min (MHz)	Limit Max (MHz)	Band Edge Left (MHz)	Band Edge Right (MHz)
5787.500000	9.100000	0.500000	---	5782.925000	5792.025000

(continuation of the "6 dB Bandwidth" table from column 6 ...)

DUT Frequency (MHz)	Max Level (dBm)	Result
5787.500000	12.3	PASS



Measurement

Setting	Instrument Value	Target Value
Start Frequency	5.77750 GHz	5.77750 GHz
Stop Frequency	5.79750 GHz	5.79750 GHz
Span	20.000 MHz	20.000 MHz
RBW	100.000 kHz	~ 100.000 kHz
VBW	300.000 kHz	~ 300.000 kHz
SweepPoints	400	~ 400
Sweeptime	56.953 µs	AUTO
Reference Level	20.000 dBm	20.000 dBm
Attenuation	40.000 dB	AUTO
Detector	MaxPeak	MaxPeak
SweepCount	200	200
Filter	3 dB	3 dB
Trace Mode	Max Hold	Max Hold
Sweeptype	FFT	AUTO
Preamp	off	off
Stablemode	Trace	Trace
Stablevalue	0.30 dB	0.30 dB
Run	75 / max. 150	max. 150
Stable	5 / 5	5
Max Stable Difference	0.00 dB	0.30 dB

Minimum Emission Bandwidth 6 dB (5844.5 MHz; 20.000 dBm; 10MHz)

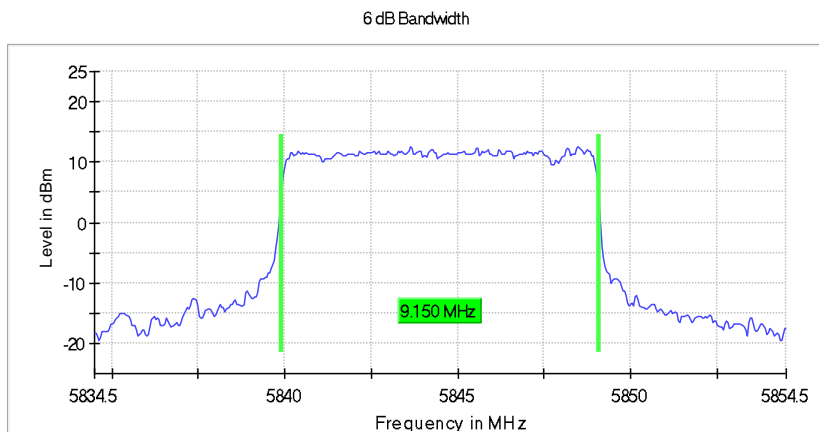
Test according to FCC title 47 part 15 §15.407(a),(e), KDB 789033 D02 General U-NII Test Procedures New Rules v02r01 D and ANSI C63.10-2013

6 dB Bandwidth

DUT Frequency (MHz)	Bandwidth (MHz)	Limit Min (MHz)	Limit Max (MHz)	Band Edge Left (MHz)	Band Edge Right (MHz)
5844.500000	9.150000	0.500000	---	5839.925000	5849.075000

(continuation of the "6 dB Bandwidth" table from column 6 ...)

DUT Frequency (MHz)	Max Level (dBm)	Result
5844.500000	12.5	PASS



Measurement

Setting	Instrument Value	Target Value
Start Frequency	5.83450 GHz	5.83450 GHz
Stop Frequency	5.85450 GHz	5.85450 GHz
Span	20.000 MHz	20.000 MHz
RBW	100.000 kHz	~ 100.000 kHz
VBW	300.000 kHz	~ 300.000 kHz
SweepPoints	400	~ 400
Sweeptime	56.953 µs	AUTO
Reference Level	20.000 dBm	20.000 dBm
Attenuation	40.000 dB	AUTO
Detector	MaxPeak	MaxPeak
SweepCount	200	200
Filter	3 dB	3 dB
Trace Mode	Max Hold	Max Hold
Sweeptype	FFT	AUTO
Preamp	off	off
Stablemode	Trace	Trace
Stablevalue	0.30 dB	0.30 dB
Run	77 / max. 150	max. 150
Stable	5 / 5	5
Max Stable Difference	0.02 dB	0.30 dB

5.8G SDR, 20MHz BW

Minimum Emission Bandwidth 6 dB (5735.5 MHz; 20.000 dBm; 20 MHz)

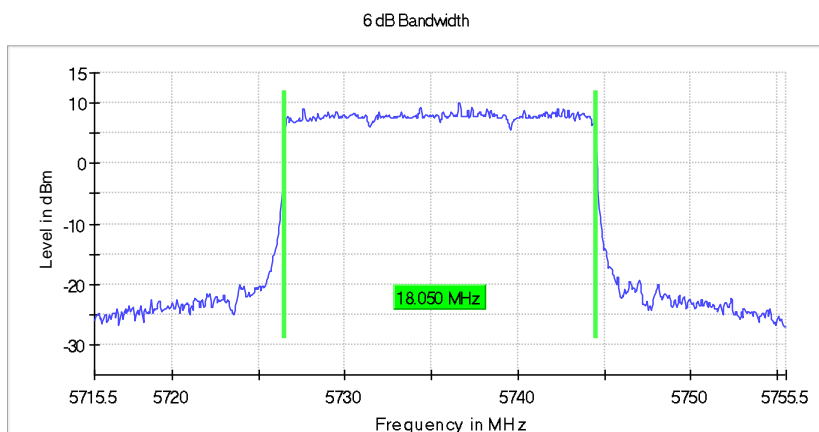
Test according to FCC title 47 part 15 §15.407(a),(e), KDB 789033 D02 General U-NII Test Procedures New Rules v02r01 D and ANSI C63.10-2013

6 dB Bandwidth

DUT Frequency (MHz)	Bandwidth (MHz)	Limit Min (MHz)	Limit Max (MHz)	Band Edge Left (MHz)	Band Edge Right (MHz)
5735.500000	18.050000	0.500000	---	5726.475000	5744.525000

(continuation of the "6 dB Bandwidth" table from column 6 ...)

DUT Frequency (MHz)	Max Level (dBm)	Result
5735.500000	10.0	PASS



Measurement

Setting	Instrument Value	Target Value
Start Frequency	5.71550 GHz	5.71550 GHz
Stop Frequency	5.75550 GHz	5.75550 GHz
Span	40.000 MHz	40.000 MHz
RBW	100.000 kHz	~ 100.000 kHz
VBW	300.000 kHz	~ 300.000 kHz
SweepPoints	800	~ 800
Sweeptime	94.922 µs	AUTO
Reference Level	20.000 dBm	20.000 dBm
Attenuation	40.000 dB	AUTO
Detector	MaxPeak	MaxPeak
SweepCount	200	200
Filter	3 dB	3 dB
Trace Mode	Max Hold	Max Hold
Sweeptype	FFT	AUTO
Preamp	off	off
Stablemode	Trace	Trace
Stablevalue	0.30 dB	0.30 dB
Run	63 / max. 150	max. 150
Stable	5 / 5	5
Max Stable Difference	0.19 dB	0.30 dB

Minimum Emission Bandwidth 6 dB (5787.5 MHz; 20.000 dBm; 20 MHz)

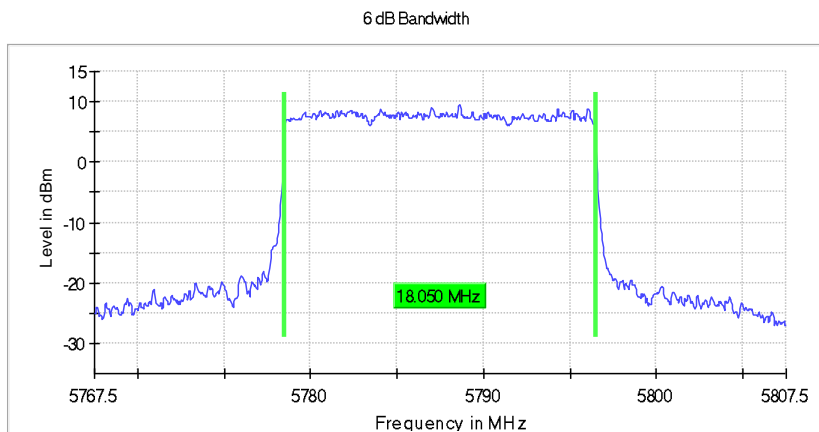
Test according to FCC title 47 part 15 §15.407(a),(e), KDB 789033 D02 General U-NII Test Procedures New Rules v02r01 D and ANSI C63.10-2013

6 dB Bandwidth

DUT Frequency (MHz)	Bandwidth (MHz)	Limit Min (MHz)	Limit Max (MHz)	Band Edge Left (MHz)	Band Edge Right (MHz)
5787.500000	18.050000	0.500000	---	5778.475000	5796.525000

(continuation of the "6 dB Bandwidth" table from column 6 ...)

DUT Frequency (MHz)	Max Level (dBm)	Result
5787.500000	9.5	PASS



Measurement

Setting	Instrument Value	Target Value
Start Frequency	5.76750 GHz	5.76750 GHz
Stop Frequency	5.80750 GHz	5.80750 GHz
Span	40.000 MHz	40.000 MHz
RBW	100.000 kHz	~ 100.000 kHz
VBW	300.000 kHz	~ 300.000 kHz
SweepPoints	800	~ 800
Sweeptime	94.922 µs	AUTO
Reference Level	20.000 dBm	20.000 dBm
Attenuation	40.000 dB	AUTO
Detector	MaxPeak	MaxPeak
SweepCount	200	200
Filter	3 dB	3 dB
Trace Mode	Max Hold	Max Hold
Sweeptype	FFT	AUTO
Preamp	off	off
Stablemode	Trace	Trace
Stablevalue	0.30 dB	0.30 dB
Run	119 / max. 150	max. 150
Stable	5 / 5	5
Max Stable Difference	0.17 dB	0.30 dB

Minimum Emission Bandwidth 6 dB (5839.5 MHz; 20.000 dBm; 20 MHz)

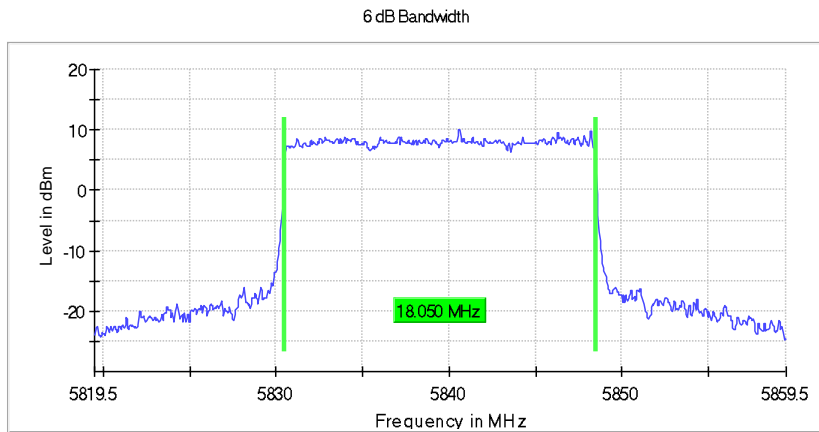
Test according to FCC title 47 part 15 §15.407(a),(e), KDB 789033 D02 General U-NII Test Procedures New Rules v02r01 D and ANSI C63.10-2013

6 dB Bandwidth

DUT Frequency (MHz)	Bandwidth (MHz)	Limit Min (MHz)	Limit Max (MHz)	Band Edge Left (MHz)	Band Edge Right (MHz)
5839.500000	18.050000	0.500000	---	5830.475000	5848.525000

(continuation of the "6 dB Bandwidth" table from column 6 ...)

DUT Frequency (MHz)	Max Level (dBm)	Result
5839.500000	10.0	PASS



Measurement

Setting	Instrument Value	Target Value
Start Frequency	5.81950 GHz	5.81950 GHz
Stop Frequency	5.85950 GHz	5.85950 GHz
Span	40.000 MHz	40.000 MHz
RBW	100.000 kHz	~ 100.000 kHz
VBW	300.000 kHz	~ 300.000 kHz
SweepPoints	800	~ 800
Sweeptime	94.922 µs	AUTO
Reference Level	20.000 dBm	20.000 dBm
Attenuation	40.000 dB	AUTO
Detector	MaxPeak	MaxPeak
SweepCount	200	200
Filter	3 dB	3 dB
Trace Mode	Max Hold	Max Hold
Sweeptype	FFT	AUTO
Preamp	off	off
Stablemode	Trace	Trace
Stablevalue	0.30 dB	0.30 dB
Run	79 / max. 150	max. 150
Stable	5 / 5	5
Max Stable Difference	0.03 dB	0.30 dB

5.8G SDR, 40MHz BW

Minimum Emission Bandwidth 6 dB (5745.5 MHz; 20.000 dBm; 40 MHz)

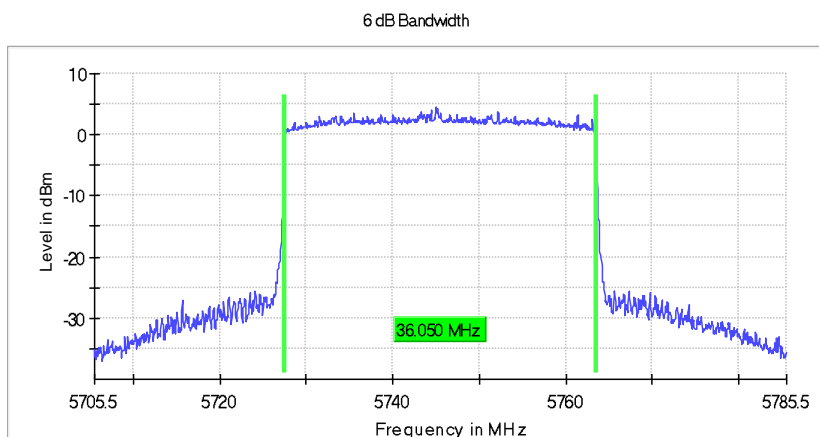
Test according to FCC title 47 part 15 §15.407(a),(e), KDB 789033 D02 General U-NII Test Procedures New Rules v02r01 D and ANSI C63.10-2013

6 dB Bandwidth

DUT Frequency (MHz)	Bandwidth (MHz)	Limit Min (MHz)	Limit Max (MHz)	Band Edge Left (MHz)	Band Edge Right (MHz)
5745.500000	36.050000	0.500000	---	5727.475000	5763.525000

(continuation of the "6 dB Bandwidth" table from column 6 ...)

DUT Frequency (MHz)	Max Level (dBm)	Result
5745.500000	4.4	PASS



Measurement

Setting	Instrument Value	Target Value
Start Frequency	5.70550 GHz	5.70550 GHz
Stop Frequency	5.78550 GHz	5.78550 GHz
Span	80.000 MHz	80.000 MHz
RBW	100.000 kHz	~ 100.000 kHz
VBW	300.000 kHz	~ 300.000 kHz
SweepPoints	1600	~ 1600
Sweeptime	1.600 ms	AUTO
Reference Level	10.000 dBm	10.000 dBm
Attenuation	30.000 dB	AUTO
Detector	MaxPeak	MaxPeak
SweepCount	200	200
Filter	3 dB	3 dB
Trace Mode	Max Hold	Max Hold
Sweeptype	Sweep	AUTO
Preamp	off	off
Stablemode	Trace	Trace
Stablevalue	0.30 dB	0.30 dB
Run	138 / max. 150	max. 150
Stable	5 / 5	5
Max Stable Difference	0.00 dB	0.30 dB

Minimum Emission Bandwidth 6 dB (5787.5 MHz; 20.000 dBm; 40 MHz)

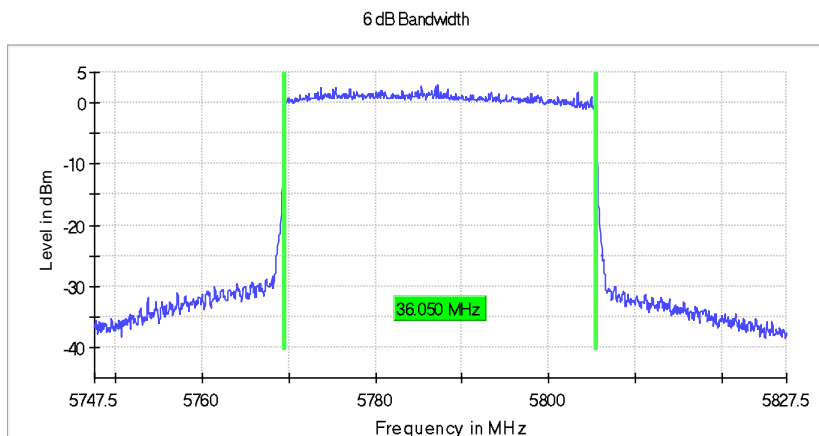
Test according to FCC title 47 part 15 §15.407(a),(e), KDB 789033 D02 General U-NII Test Procedures New Rules v02r01 D and ANSI C63.10-2013

6 dB Bandwidth

DUT Frequency (MHz)	Bandwidth (MHz)	Limit Min (MHz)	Limit Max (MHz)	Band Edge Left (MHz)	Band Edge Right (MHz)
5787.500000	36.050000	0.500000	---	5769.475000	5805.525000

(continuation of the "6 dB Bandwidth" table from column 6 ...)

DUT Frequency (MHz)	Max Level (dBm)	Result
5787.500000	3.0	PASS



Measurement

Setting	Instrument Value	Target Value
Start Frequency	5.74750 GHz	5.74750 GHz
Stop Frequency	5.82750 GHz	5.82750 GHz
Span	80.000 MHz	80.000 MHz
RBW	100.000 kHz	~ 100.000 kHz
VBW	300.000 kHz	~ 300.000 kHz
SweepPoints	1600	~ 1600
SweepTime	1.600 ms	AUTO
Reference Level	10.000 dBm	10.000 dBm
Attenuation	30.000 dB	AUTO
Detector	MaxPeak	MaxPeak
SweepCount	200	200
Filter	3 dB	3 dB
Trace Mode	Max Hold	Max Hold
SweepType	Sweep	AUTO
Preamp	off	off
Stablemode	Trace	Trace
Stablevalue	0.30 dB	0.30 dB
Run	124 / max. 150	max. 150
Stable	5 / 5	5
Max Stable Difference	0.00 dB	0.30 dB

Minimum Emission Bandwidth 6 dB (5829.5 MHz; 20.000 dBm; 40 MHz)

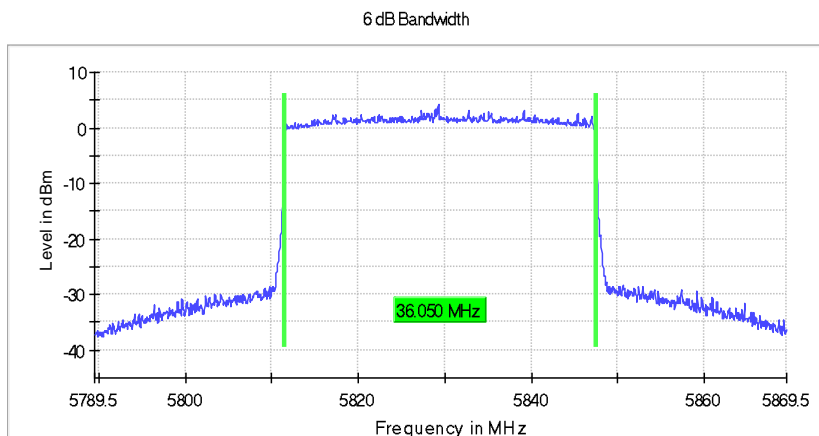
Test according to FCC title 47 part 15 §15.407(a),(e), KDB 789033 D02 General U-NII Test Procedures New Rules v02r01 D and ANSI C63.10-2013

6 dB Bandwidth

DUT Frequency (MHz)	Bandwidth (MHz)	Limit Min (MHz)	Limit Max (MHz)	Band Edge Left (MHz)	Band Edge Right (MHz)
5829.500000	36.050000	0.500000	---	5811.475000	5847.525000

(continuation of the "6 dB Bandwidth" table from column 6 ...)

DUT Frequency (MHz)	Max Level (dBm)	Result
5829.500000	4.2	PASS



Measurement

Setting	Instrument Value	Target Value
Start Frequency	5.78950 GHz	5.78950 GHz
Stop Frequency	5.86950 GHz	5.86950 GHz
Span	80.000 MHz	80.000 MHz
RBW	100.000 kHz	~ 100.000 kHz
VBW	300.000 kHz	~ 300.000 kHz
SweepPoints	1600	~ 1600
SweepTime	1.600 ms	AUTO
Reference Level	10.000 dBm	10.000 dBm
Attenuation	30.000 dB	AUTO
Detector	MaxPeak	MaxPeak
SweepCount	200	200
Filter	3 dB	3 dB
Trace Mode	Max Hold	Max Hold
SweepType	Sweep	AUTO
Preamp	off	off
Stablemode	Trace	Trace
Stablevalue	0.30 dB	0.30 dB
Run	132 / max. 150	max. 150
Stable	5 / 5	5
Max Stable Difference	0.00 dB	0.30 dB

Appendix B.4: Test Results of 99% Bandwidth

5.8G SDR, 1.4MHz BW

Occupied Channel Bandwidth 99% (5728.5 MHz; 20.000 dBm; 1.4MHz)

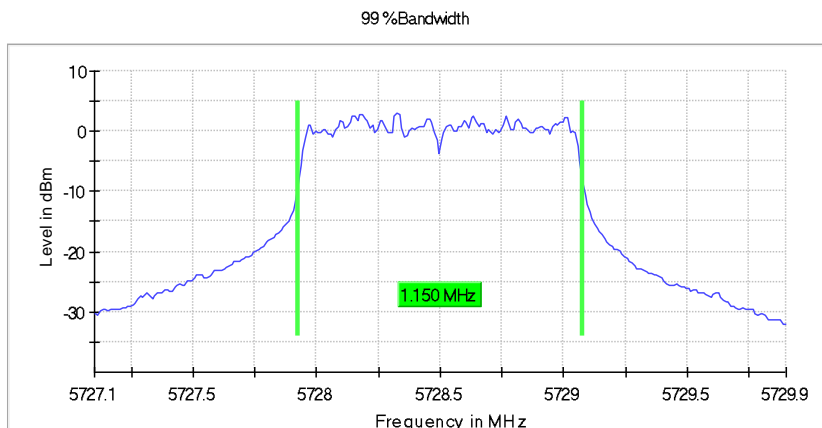
Test according to FCC title 47 part 15 §15.407(a),(e), KDB 789033 D02 General U-NII Test Procedures New Rules v02r01 D and ANSI C63.10-2013

99 % Bandwidth

DUT Frequency (MHz)	Bandwidth (MHz)	Limit Min (MHz)	Limit Max (MHz)	Band Edge Left (MHz)	Band Edge Right (MHz)
5728.500000	1.150000	---	---	5727.925000	5729.075000

(continuation of the "99 % Bandwidth" table from column 6 ...)

DUT Frequency (MHz)	Result
5728.500000	PASS



Measurement

Setting	Instrument Value	Target Value
Start Frequency	5.72710 GHz	5.72710 GHz
Stop Frequency	5.72990 GHz	5.72990 GHz
Span	2.800 MHz	2.800 MHz
RBW	20.000 kHz	>= 14.000 kHz
VBW	100.000 kHz	>= 60.000 kHz
SweepPoints	280	~ 280
Sweeptime	94.727 µs	AUTO
Reference Level	10.000 dBm	10.000 dBm
Attenuation	30.000 dB	AUTO
Detector	MaxPeak	MaxPeak
SweepCount	200	200
Filter	3 dB	3 dB
Trace Mode	Max Hold	Max Hold
Sweeptype	FFT	AUTO
Preamp	off	off
Stablemode	Trace	Trace
Stablevalue	0.30 dB	0.30 dB
Run	11 / max. 150	max. 150
Stable	5 / 5	5
Max Stable Difference	0.12 dB	0.30 dB

Occupied Channel Bandwidth 99% (5786.5 MHz; 20.000 dBm; 1.4MHz)

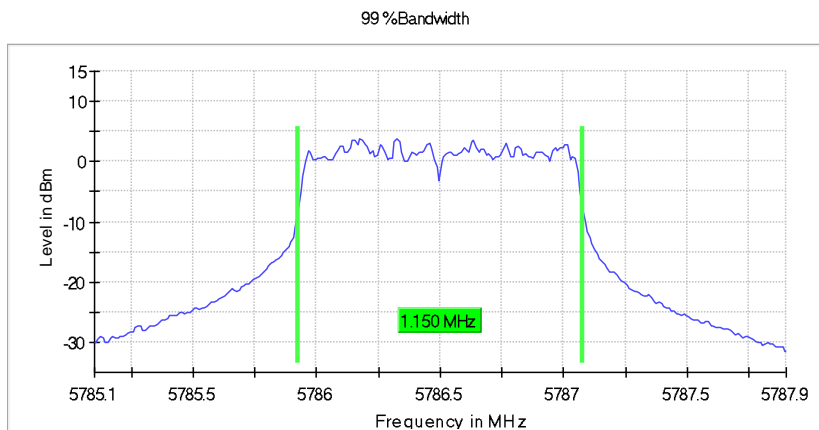
Test according to FCC title 47 part 15 §15.407(a),(e), KDB 789033 D02 General U-NII Test Procedures New Rules v02r01 D and ANSI C63.10-2013

99 % Bandwidth

DUT Frequency (MHz)	Bandwidth (MHz)	Limit Min (MHz)	Limit Max (MHz)	Band Edge Left (MHz)	Band Edge Right (MHz)
5786.500000	1.150000	---	---	5785.925000	5787.075000

(continuation of the "99 % Bandwidth" table from column 6 ...)

DUT Frequency (MHz)	Result
5786.500000	PASS



Measurement

Setting	Instrument Value	Target Value
Start Frequency	5.78510 GHz	5.78510 GHz
Stop Frequency	5.78790 GHz	5.78790 GHz
Span	2.800 MHz	2.800 MHz
RBW	20.000 kHz	>= 14.000 kHz
VBW	100.000 kHz	>= 60.000 kHz
SweepPoints	280	~ 280
Sweeptime	94.727 µs	AUTO
Reference Level	10.000 dBm	10.000 dBm
Attenuation	30.000 dB	AUTO
Detector	MaxPeak	MaxPeak
SweepCount	200	200
Filter	3 dB	3 dB
Trace Mode	Max Hold	Max Hold
Sweeptype	FFT	AUTO
Preamp	off	off
Stablemode	Trace	Trace
Stablevalue	0.30 dB	0.30 dB
Run	8 / max. 150	max. 150
Stable	5 / 5	5
Max Stable Difference	0.10 dB	0.30 dB

Occupied Channel Bandwidth 99% (5846.5 MHz; 20.000 dBm; 1.4MHz)

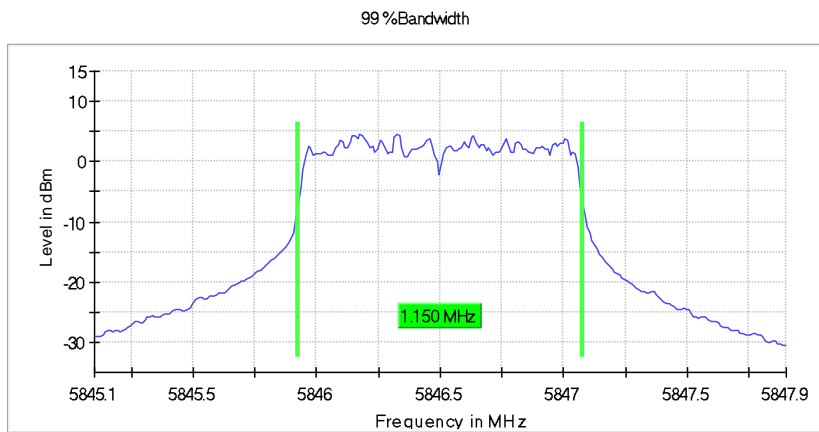
Test according to FCC title 47 part 15 §15.407(a),(e), KDB 789033 D02 General U-NII Test Procedures New Rules v02r01 D and ANSI C63.10-2013

99 % Bandwidth

DUT Frequency (MHz)	Bandwidth (MHz)	Limit Min (MHz)	Limit Max (MHz)	Band Edge Left (MHz)	Band Edge Right (MHz)
5846.500000	1.150000	---	---	5845.925000	5847.075000

(continuation of the "99 % Bandwidth" table from column 6 ...)

DUT Frequency (MHz)	Result
5846.500000	PASS



Measurement

Setting	Instrument Value	Target Value
Start Frequency	5.84510 GHz	5.84510 GHz
Stop Frequency	5.84790 GHz	5.84790 GHz
Span	2.800 MHz	2.800 MHz
RBW	20.000 kHz	>= 14.000 kHz
VBW	100.000 kHz	>= 60.000 kHz
SweepPoints	280	~ 280
Sweeptime	94.727 µs	AUTO
Reference Level	10.000 dBm	10.000 dBm
Attenuation	30.000 dB	AUTO
Detector	MaxPeak	MaxPeak
SweepCount	200	200
Filter	3 dB	3 dB
Trace Mode	Max Hold	Max Hold
Sweeptype	FFT	AUTO
Preamp	off	off
Stablemode	Trace	Trace
Stablevalue	0.30 dB	0.30 dB
Run	8 / max. 150	max. 150
Stable	5 / 5	5
Max Stable Difference	0.11 dB	0.30 dB

5.8G SDR, 1.4MHz BW CA mode

Occupied Channel Bandwidth 99% (5730.12 MHz; 20.000 dBm; 1.4MHz)

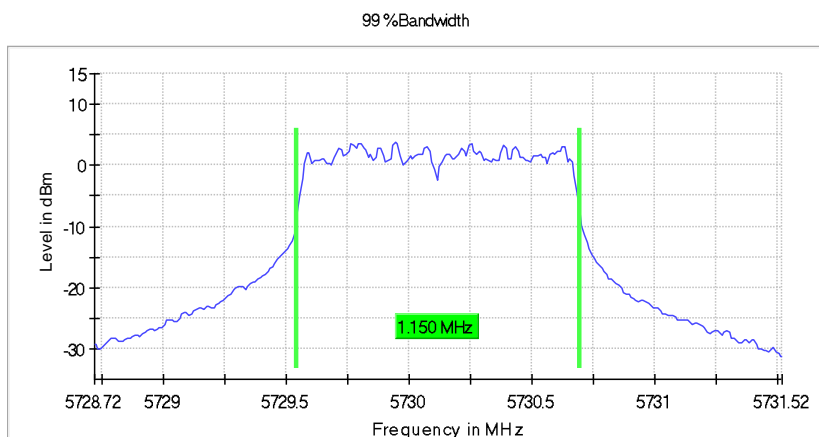
Test according to FCC title 47 part 15 §15.407(a),(e), KDB 789033 D02 General U-NII Test Procedures New Rules v02r01 D and ANSI C63.10-2013

99 % Bandwidth

DUT Frequency (MHz)	Bandwidth (MHz)	Limit Min (MHz)	Limit Max (MHz)	Band Edge Left (MHz)	Band Edge Right (MHz)
5730.120000	1.150000	---	---	5729.545000	5730.695000

(continuation of the "99 % Bandwidth" table from column 6 ...)

DUT Frequency (MHz)	Result
5730.120000	PASS



Measurement

Setting	Instrument Value	Target Value
Start Frequency	5.72872 GHz	5.72872 GHz
Stop Frequency	5.73152 GHz	5.73152 GHz
Span	2.800 MHz	2.800 MHz
RBW	20.000 kHz	>= 14.000 kHz
VBW	100.000 kHz	>= 60.000 kHz
SweepPoints	280	~ 280
Sweeptime	94.727 µs	AUTO
Reference Level	10.000 dBm	10.000 dBm
Attenuation	30.000 dB	AUTO
Detector	MaxPeak	MaxPeak
SweepCount	200	200
Filter	3 dB	3 dB
Trace Mode	Max Hold	Max Hold
Sweeptype	FFT	AUTO
Preamp	off	off
Stablemode	Trace	Trace
Stablevalue	0.30 dB	0.30 dB
Run	9 / max. 150	max. 150
Stable	5 / 5	5
Max Stable Difference	0.05 dB	0.30 dB

Occupied Channel Bandwidth 99% (5788.12 MHz; 20.000 dBm; 1.4MHz)

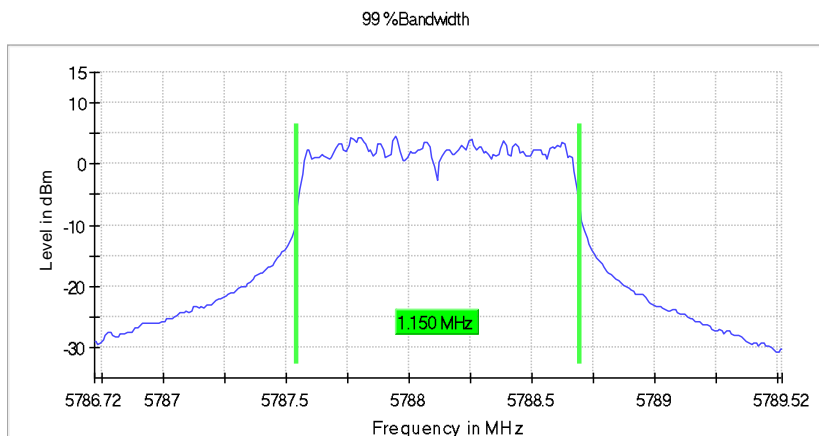
Test according to FCC title 47 part 15 §15.407(a),(e), KDB 789033 D02 General U-NII Test Procedures New Rules v02r01 D and ANSI C63.10-2013

99 % Bandwidth

DUT Frequency (MHz)	Bandwidth (MHz)	Limit Min (MHz)	Limit Max (MHz)	Band Edge Left (MHz)	Band Edge Right (MHz)
5788.120000	1.150000	---	---	5787.545000	5788.695000

(continuation of the "99 % Bandwidth" table from column 6 ...)

DUT Frequency (MHz)	Result
5788.120000	PASS



Measurement

Setting	Instrument Value	Target Value
Start Frequency	5.78672 GHz	5.78672 GHz
Stop Frequency	5.78952 GHz	5.78952 GHz
Span	2.800 MHz	2.800 MHz
RBW	20.000 kHz	>= 14.000 kHz
VBW	100.000 kHz	>= 60.000 kHz
SweepPoints	280	~ 280
Sweeptime	94.727 µs	AUTO
Reference Level	10.000 dBm	10.000 dBm
Attenuation	30.000 dB	AUTO
Detector	MaxPeak	MaxPeak
SweepCount	200	200
Filter	3 dB	3 dB
Trace Mode	Max Hold	Max Hold
Sweeptype	FFT	AUTO
Preamp	off	off
Stablemode	Trace	Trace
Stablevalue	0.30 dB	0.30 dB
Run	8 / max. 150	max. 150
Stable	5 / 5	5
Max Stable Difference	0.05 dB	0.30 dB

Occupied Channel Bandwidth 99% (5848.12 MHz; 20.000 dBm; 1.4MHz)

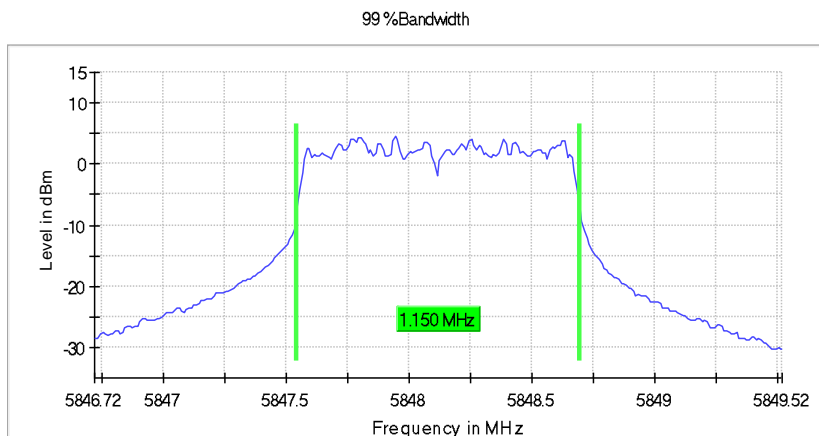
Test according to FCC title 47 part 15 §15.407(a),(e), KDB 789033 D02 General U-NII Test Procedures New Rules v02r01 D and ANSI C63.10-2013

99 % Bandwidth

DUT Frequency (MHz)	Bandwidth (MHz)	Limit Min (MHz)	Limit Max (MHz)	Band Edge Left (MHz)	Band Edge Right (MHz)
5848.120000	1.150000	---	---	5847.545000	5848.695000

(continuation of the "99 % Bandwidth" table from column 6 ...)

DUT Frequency (MHz)	Result
5848.120000	PASS



Measurement

Setting	Instrument Value	Target Value
Start Frequency	5.84672 GHz	5.84672 GHz
Stop Frequency	5.84952 GHz	5.84952 GHz
Span	2.800 MHz	2.800 MHz
RBW	20.000 kHz	>= 14.000 kHz
VBW	100.000 kHz	>= 60.000 kHz
SweepPoints	280	~ 280
Sweeptime	94.727 µs	AUTO
Reference Level	10.000 dBm	10.000 dBm
Attenuation	30.000 dB	AUTO
Detector	MaxPeak	MaxPeak
SweepCount	200	200
Filter	3 dB	3 dB
Trace Mode	Max Hold	Max Hold
Sweeptype	FFT	AUTO
Preamp	off	off
Stablemode	Trace	Trace
Stablevalue	0.30 dB	0.30 dB
Run	10 / max. 150	max. 150
Stable	5 / 5	5
Max Stable Difference	0.07 dB	0.30 dB

5.8G SDR, 3MHz BW

Occupied Channel Bandwidth 99% (5727.5 MHz; 20.000 dBm; 3MHz)

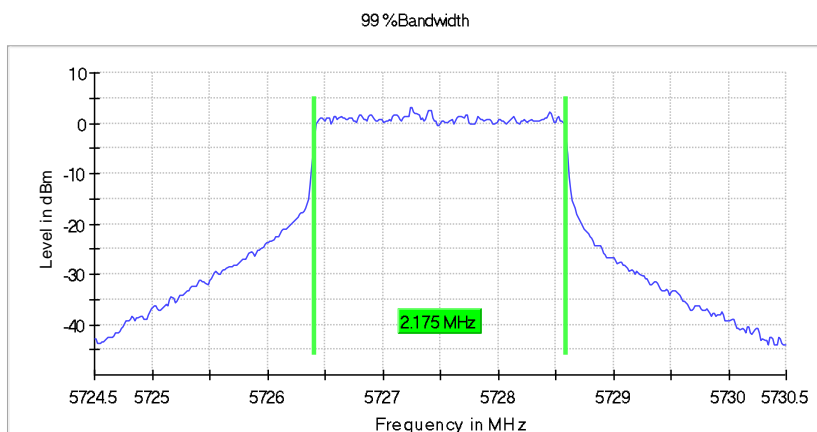
Test according to FCC title 47 part 15 §15.407(a),(e), KDB 789033 D02 General U-NII Test Procedures New Rules v02r01 D and ANSI C63.10-2013

99 % Bandwidth

DUT Frequency (MHz)	Bandwidth (MHz)	Limit Min (MHz)	Limit Max (MHz)	Band Edge Left (MHz)	Band Edge Right (MHz)
5727.500000	2.175000	---	---	5726.412500	5728.587500

(continuation of the "99 % Bandwidth" table from column 6 ...)

DUT Frequency (MHz)	Result
5727.500000	PASS



Measurement

Setting	Instrument Value	Target Value
Start Frequency	5.72450 GHz	5.72450 GHz
Stop Frequency	5.73050 GHz	5.73050 GHz
Span	6.000 MHz	6.000 MHz
RBW	30.000 kHz	>= 30.000 kHz
VBW	100.000 kHz	>= 90.000 kHz
SweepPoints	400	~ 400
Sweeptime	63.216 µs	AUTO
Reference Level	10.000 dBm	10.000 dBm
Attenuation	30.000 dB	AUTO
Detector	MaxPeak	MaxPeak
SweepCount	200	200
Filter	3 dB	3 dB
Trace Mode	Max Hold	Max Hold
Sweeptype	FFT	AUTO
Preamp	off	off
Stablemode	Trace	Trace
Stablevalue	0.30 dB	0.30 dB
Run	12 / max. 150	max. 150
Stable	5 / 5	5
Max Stable Difference	0.18 dB	0.30 dB

Occupied Channel Bandwidth 99% (5784.5 MHz; 20.000 dBm; 3MHz)

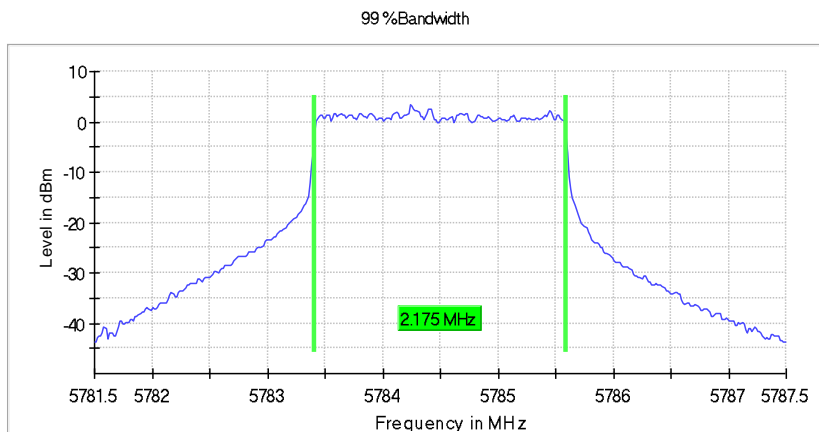
Test according to FCC title 47 part 15 §15.407(a),(e), KDB 789033 D02 General U-NII Test Procedures New Rules v02r01 D and ANSI C63.10-2013

99 % Bandwidth

DUT Frequency (MHz)	Bandwidth (MHz)	Limit Min (MHz)	Limit Max (MHz)	Band Edge Left (MHz)	Band Edge Right (MHz)
5784.500000	2.175000	---	---	5783.412500	5785.587500

(continuation of the "99 % Bandwidth" table from column 6 ...)

DUT Frequency (MHz)	Result
5784.500000	PASS



Measurement

Setting	Instrument Value	Target Value
Start Frequency	5.78150 GHz	5.78150 GHz
Stop Frequency	5.78750 GHz	5.78750 GHz
Span	6.000 MHz	6.000 MHz
RBW	30.000 kHz	>= 30.000 kHz
VBW	100.000 kHz	>= 90.000 kHz
SweepPoints	400	~ 400
Sweeptime	63.216 µs	AUTO
Reference Level	10.000 dBm	10.000 dBm
Attenuation	30.000 dB	AUTO
Detector	MaxPeak	MaxPeak
SweepCount	200	200
Filter	3 dB	3 dB
Trace Mode	Max Hold	Max Hold
Sweeptype	FFT	AUTO
Preamp	off	off
Stablemode	Trace	Trace
Stablevalue	0.30 dB	0.30 dB
Run	12 / max. 150	max. 150
Stable	5 / 5	5
Max Stable Difference	0.12 dB	0.30 dB

Occupied Channel Bandwidth 99% (5844.5 MHz; 20.000 dBm; 3MHz)

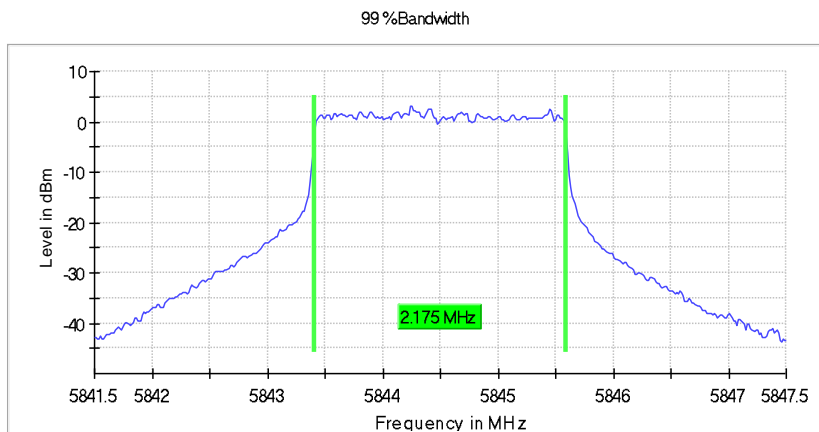
Test according to FCC title 47 part 15 §15.407(a),(e), KDB 789033 D02 General U-NII Test Procedures New Rules v02r01 D and ANSI C63.10-2013

99 % Bandwidth

DUT Frequency (MHz)	Bandwidth (MHz)	Limit Min (MHz)	Limit Max (MHz)	Band Edge Left (MHz)	Band Edge Right (MHz)
5844.500000	2.175000	---	---	5843.412500	5845.587500

(continuation of the "99 % Bandwidth" table from column 6 ...)

DUT Frequency (MHz)	Result
5844.500000	PASS



Measurement

Setting	Instrument Value	Target Value
Start Frequency	5.84150 GHz	5.84150 GHz
Stop Frequency	5.84750 GHz	5.84750 GHz
Span	6.000 MHz	6.000 MHz
RBW	30.000 kHz	>= 30.000 kHz
VBW	100.000 kHz	>= 90.000 kHz
SweepPoints	400	~ 400
Sweeptime	63.216 µs	AUTO
Reference Level	10.000 dBm	10.000 dBm
Attenuation	30.000 dB	AUTO
Detector	MaxPeak	MaxPeak
SweepCount	200	200
Filter	3 dB	3 dB
Trace Mode	Max Hold	Max Hold
Sweeptype	FFT	AUTO
Preamp	off	off
Stablemode	Trace	Trace
Stablevalue	0.30 dB	0.30 dB
Run	11 / max. 150	max. 150
Stable	5 / 5	5
Max Stable Difference	0.14 dB	0.30 dB

5.8G SDR, 3MHz BW CA mode

Occupied Channel Bandwidth 99% (5730.2 MHz; 20.000 dBm; 3MHz)

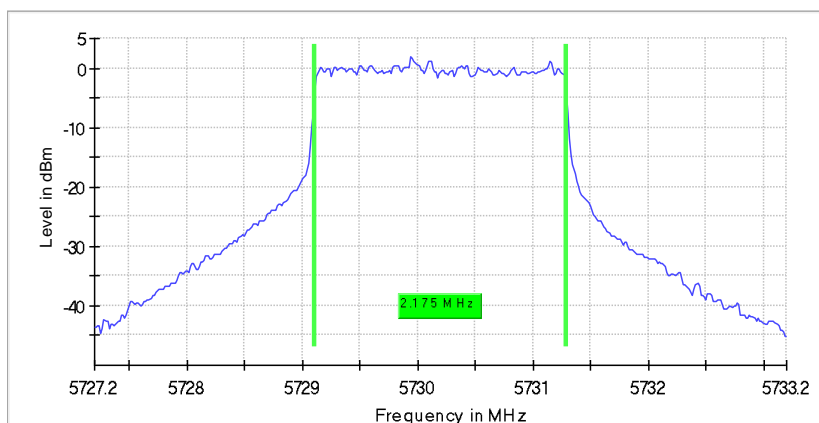
Test according to FCC title 47 part 15 §15.407(a),(e), KDB 789033 D02 General U-NII Test Procedures New Rules v02r01 D and ANSI C63.10-2013

99 % Bandwidth

DUT Frequency (MHz)	Bandwidth (MHz)	Limit Min (MHz)	Limit Max (MHz)	Band Edge Left (MHz)	Band Edge Right (MHz)
5730.200000	2.175000	---	---	5729.112500	5731.287500

(continuation of the "99 % Bandwidth" table from column 6 ...)

DUT Frequency (MHz)	Result
5730.200000	PASS



Measurement

Setting	Instrument Value	Target Value
Start Frequency	5.72720 GHz	5.72720 GHz
Stop Frequency	5.73320 GHz	5.73320 GHz
Span	6.000 MHz	6.000 MHz
RBW	30.000 kHz	>= 30.000 kHz
VBW	100.000 kHz	>= 90.000 kHz
SweepPoints	400	~ 400
Sweeptime	63.216 µs	AUTO
Reference Level	10.000 dBm	10.000 dBm
Attenuation	30.000 dB	AUTO
Detector	MaxPeak	MaxPeak
SweepCount	200	200
Filter	3 dB	3 dB
Trace Mode	Max Hold	Max Hold
SweepType	FFT	AUTO
Preamp	off	off
Stablemode	Trace	Trace
Stablevalue	0.30 dB	0.30 dB
Run	14 / max. 150	max. 150
Stable	5 / 5	5
Max Stable Difference	0.03 dB	0.30 dB

Occupied Channel Bandwidth 99% (5787.2 MHz; 20.000 dBm; 3MHz)

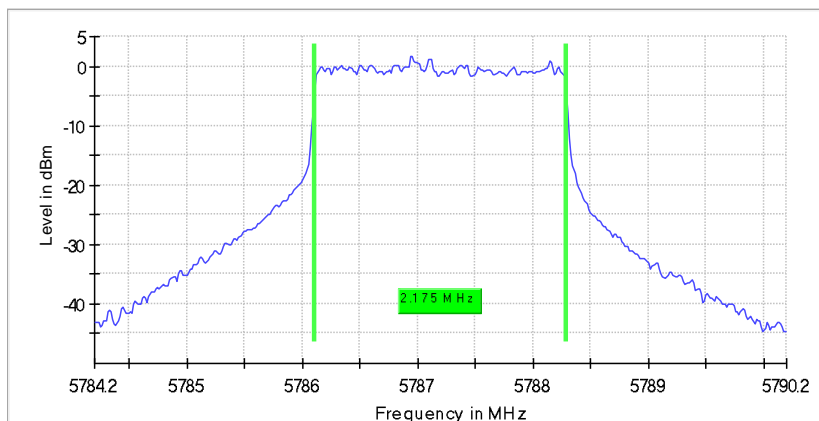
Test according to FCC title 47 part 15 §15.407(a),(e), KDB 789033 D02 General U-NII Test Procedures New Rules v02r01 D and ANSI C63.10-2013

99 % Bandwidth

DUT Frequency (MHz)	Bandwidth (MHz)	Limit Min (MHz)	Limit Max (MHz)	Band Edge Left (MHz)	Band Edge Right (MHz)
5787.200000	2.175000	---	---	5786.112500	5788.287500

(continuation of the "99 % Bandwidth" table from column 6 ...)

DUT Frequency (MHz)	Result
5787.200000	PASS



Measurement

Setting	Instrument Value	Target Value
Start Frequency	5.78420 GHz	5.78420 GHz
Stop Frequency	5.79020 GHz	5.79020 GHz
Span	6.000 MHz	6.000 MHz
RBW	30.000 kHz	>= 30.000 kHz
VBW	100.000 kHz	>= 90.000 kHz
SweepPoints	400	~ 400
Sweeptime	63.216 µs	AUTO
Reference Level	10.000 dBm	10.000 dBm
Attenuation	30.000 dB	AUTO
Detector	MaxPeak	MaxPeak
SweepCount	200	200
Filter	3 dB	3 dB
Trace Mode	Max Hold	Max Hold
SweepType	FFT	AUTO
Preamp	off	off
Stablemode	Trace	Trace
Stablevalue	0.30 dB	0.30 dB
Run	12 / max. 150	max. 150
Stable	5 / 5	5
Max Stable Difference	0.13 dB	0.30 dB

Occupied Channel Bandwidth 99% (5847.2 MHz; 20.000 dBm; 3MHz)

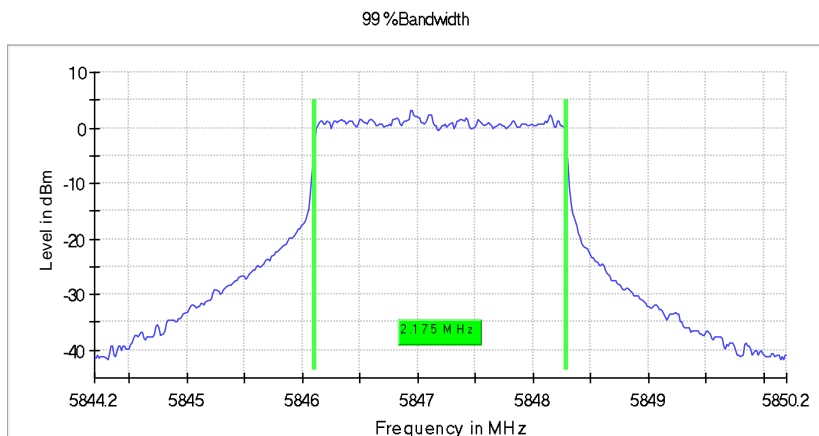
Test according to FCC title 47 part 15 §15.407(a),(e), KDB 789033 D02 General U-NII Test Procedures New Rules v02r01 D and ANSI C63.10-2013

99 % Bandwidth

DUT Frequency (MHz)	Bandwidth (MHz)	Limit Min (MHz)	Limit Max (MHz)	Band Edge Left (MHz)	Band Edge Right (MHz)
5847.200000	2.175000	---	---	5846.112500	5848.287500

(continuation of the "99 % Bandwidth" table from column 6 ...)

DUT Frequency (MHz)	Result
5847.200000	PASS



Measurement

Setting	Instrument Value	Target Value
Start Frequency	5.84420 GHz	5.84420 GHz
Stop Frequency	5.85020 GHz	5.85020 GHz
Span	6.000 MHz	6.000 MHz
RBW	30.000 kHz	>= 30.000 kHz
VBW	100.000 kHz	>= 90.000 kHz
SweepPoints	400	~ 400
Sweeptime	63.216 µs	AUTO
Reference Level	10.000 dBm	10.000 dBm
Attenuation	30.000 dB	AUTO
Detector	MaxPeak	MaxPeak
SweepCount	200	200
Filter	3 dB	3 dB
Trace Mode	Max Hold	Max Hold
Sweeptype	FFT	AUTO
Preamp	off	off
Stablemode	Trace	Trace
Stablevalue	0.30 dB	0.30 dB
Run	13 / max. 150	max. 150
Stable	5 / 5	5
Max Stable Difference	0.12 dB	0.30 dB

5.8G SDR, 10MHz BW

Occupied Channel Bandwidth 99% (5730.5 MHz; 20.000 dBm; 10MHz)

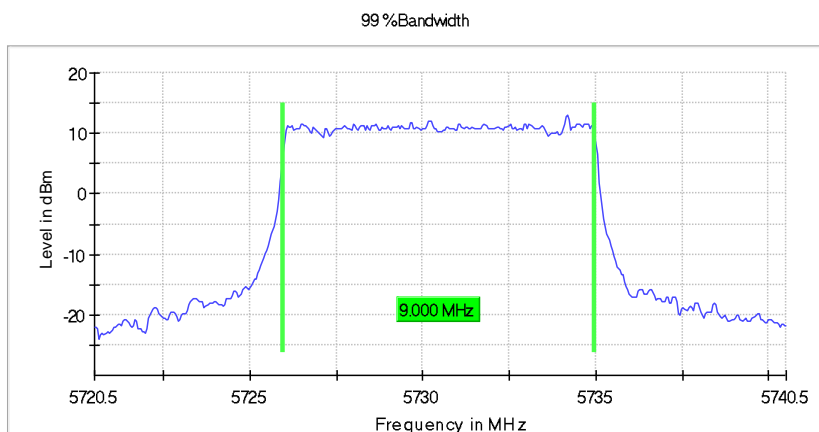
Test according to FCC title 47 part 15 §15.407(a),(e), KDB 789033 D02 General U-NII Test Procedures New Rules v02r01 D and ANSI C63.10-2013

99 % Bandwidth

DUT Frequency (MHz)	Bandwidth (MHz)	Limit Min (MHz)	Limit Max (MHz)	Band Edge Left (MHz)	Band Edge Right (MHz)
5730.500000	9.000000	---	---	5725.975000	5734.975000

(continuation of the "99 % Bandwidth" table from column 6 ...)

DUT Frequency (MHz)	Result
5730.500000	PASS



Measurement

Setting	Instrument Value	Target Value
Start Frequency	5.72050 GHz	5.72050 GHz
Stop Frequency	5.74050 GHz	5.74050 GHz
Span	20.000 MHz	20.000 MHz
RBW	100.000 kHz	>= 100.000 kHz
VBW	300.000 kHz	>= 300.000 kHz
SweepPoints	400	~ 400
Sweeptime	56.953 µs	AUTO
Reference Level	20.000 dBm	20.000 dBm
Attenuation	40.000 dB	AUTO
Detector	MaxPeak	MaxPeak
SweepCount	200	200
Filter	3 dB	3 dB
Trace Mode	Max Hold	Max Hold
Sweeptype	FFT	AUTO
Preamp	off	off
Stablemode	Trace	Trace
Stablevalue	0.30 dB	0.30 dB
Run	66 / max. 150	max. 150
Stable	5 / 5	5
Max Stable Difference	0.21 dB	0.30 dB

Occupied Channel Bandwidth 99% (5787.5 MHz; 20.000 dBm; 10MHz)

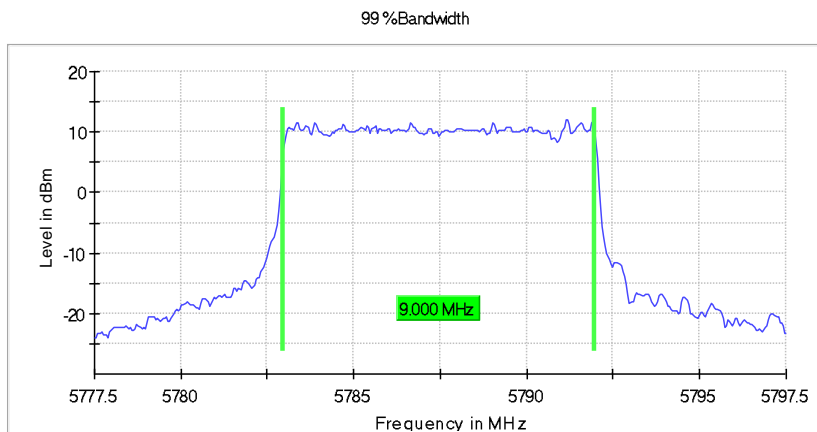
Test according to FCC title 47 part 15 §15.407(a),(e), KDB 789033 D02 General U-NII Test Procedures New Rules v02r01 D and ANSI C63.10-2013

99 % Bandwidth

DUT Frequency (MHz)	Bandwidth (MHz)	Limit Min (MHz)	Limit Max (MHz)	Band Edge Left (MHz)	Band Edge Right (MHz)
5787.500000	9.000000	---	---	5782.975000	5791.975000

(continuation of the "99 % Bandwidth" table from column 6 ...)

DUT Frequency (MHz)	Result
5787.500000	PASS



Measurement

Setting	Instrument Value	Target Value
Start Frequency	5.77750 GHz	5.77750 GHz
Stop Frequency	5.79750 GHz	5.79750 GHz
Span	20.000 MHz	20.000 MHz
RBW	100.000 kHz	>= 100.000 kHz
VBW	300.000 kHz	>= 300.000 kHz
SweepPoints	400	~ 400
Sweeptime	56.953 µs	AUTO
Reference Level	20.000 dBm	20.000 dBm
Attenuation	40.000 dB	AUTO
Detector	MaxPeak	MaxPeak
SweepCount	200	200
Filter	3 dB	3 dB
Trace Mode	Max Hold	Max Hold
Sweeptype	FFT	AUTO
Preamp	off	off
Stablemode	Trace	Trace
Stablevalue	0.30 dB	0.30 dB
Run	41 / max. 150	max. 150
Stable	5 / 5	5
Max Stable Difference	0.21 dB	0.30 dB

Occupied Channel Bandwidth 99% (5844.5 MHz; 20.000 dBm; 10MHz)

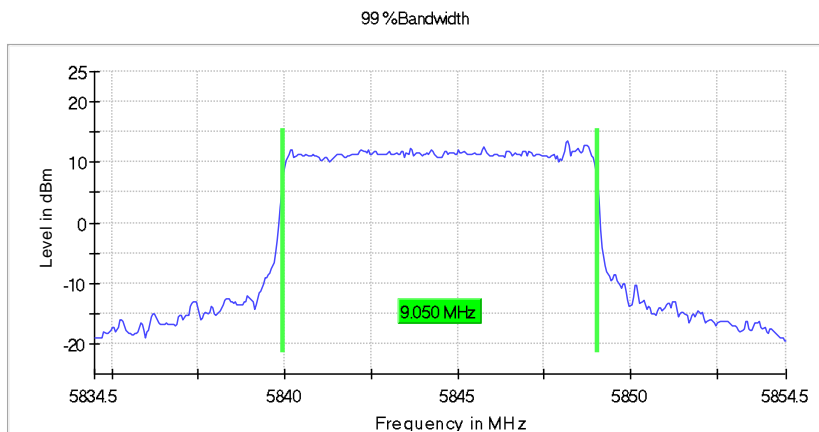
Test according to FCC title 47 part 15 §15.407(a),(e), KDB 789033 D02 General U-NII Test Procedures New Rules v02r01 D and ANSI C63.10-2013

99 % Bandwidth

DUT Frequency (MHz)	Bandwidth (MHz)	Limit Min (MHz)	Limit Max (MHz)	Band Edge Left (MHz)	Band Edge Right (MHz)
5844.500000	9.050000	---	---	5839.975000	5849.025000

(continuation of the "99 % Bandwidth" table from column 6 ...)

DUT Frequency (MHz)	Result
5844.500000	PASS



Measurement

Setting	Instrument Value	Target Value
Start Frequency	5.83450 GHz	5.83450 GHz
Stop Frequency	5.85450 GHz	5.85450 GHz
Span	20.000 MHz	20.000 MHz
RBW	100.000 kHz	>= 100.000 kHz
VBW	300.000 kHz	>= 300.000 kHz
SweepPoints	400	~ 400
Sweeptime	56.953 µs	AUTO
Reference Level	20.000 dBm	20.000 dBm
Attenuation	40.000 dB	AUTO
Detector	MaxPeak	MaxPeak
SweepCount	200	200
Filter	3 dB	3 dB
Trace Mode	Max Hold	Max Hold
Sweeptype	FFT	AUTO
Preamp	off	off
Stablemode	Trace	Trace
Stablevalue	0.30 dB	0.30 dB
Run	66 / max. 150	max. 150
Stable	5 / 5	5
Max Stable Difference	0.04 dB	0.30 dB

5.8G SDR, 20MHz BW

Occupied Channel Bandwidth 99% (5735.5 MHz; 20.000 dBm; 20 MHz)

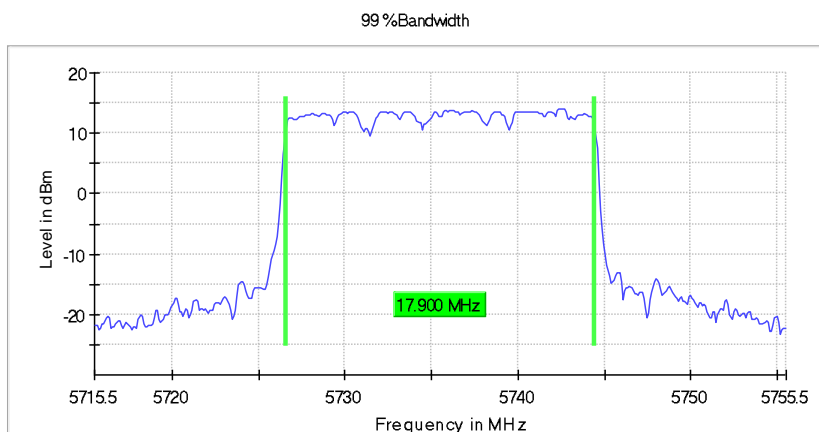
Test according to FCC title 47 part 15 §15.407(a),(e), KDB 789033 D02 General U-NII Test Procedures New Rules v02r01 D and ANSI C63.10-2013

99 % Bandwidth

DUT Frequency (MHz)	Bandwidth (MHz)	Limit Min (MHz)	Limit Max (MHz)	Band Edge Left (MHz)	Band Edge Right (MHz)
5735.500000	17.900000	---	---	5726.550000	5744.450000

(continuation of the "99 % Bandwidth" table from column 6 ...)

DUT Frequency (MHz)	Result
5735.500000	PASS



Measurement

Setting	Instrument Value	Target Value
Start Frequency	5.71550 GHz	5.71550 GHz
Stop Frequency	5.75550 GHz	5.75550 GHz
Span	40.000 MHz	40.000 MHz
RBW	200.000 kHz	>= 200.000 kHz
VBW	1.000 MHz	>= 600.000 kHz
SweepPoints	400	~ 400
Sweeptime	47.266 µs	AUTO
Reference Level	20.000 dBm	20.000 dBm
Attenuation	40.000 dB	AUTO
Detector	MaxPeak	MaxPeak
SweepCount	200	200
Filter	3 dB	3 dB
Trace Mode	Max Hold	Max Hold
Sweeptype	FFT	AUTO
Preamp	off	off
Stablemode	Trace	Trace
Stablevalue	0.30 dB	0.30 dB
Run	48 / max. 150	max. 150
Stable	5 / 5	5
Max Stable Difference	0.00 dB	0.30 dB

Occupied Channel Bandwidth 99% (5787.5 MHz; 20.000 dBm; 20 MHz)

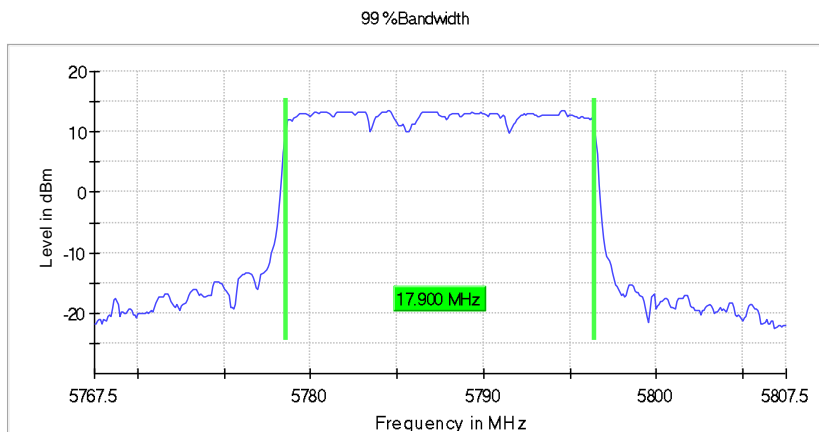
Test according to FCC title 47 part 15 §15.407(a),(e), KDB 789033 D02 General U-NII Test Procedures New Rules v02r01 D and ANSI C63.10-2013

99 % Bandwidth

DUT Frequency (MHz)	Bandwidth (MHz)	Limit Min (MHz)	Limit Max (MHz)	Band Edge Left (MHz)	Band Edge Right (MHz)
5787.500000	17.900000	---	---	5778.550000	5796.450000

(continuation of the "99 % Bandwidth" table from column 6 ...)

DUT Frequency (MHz)	Result
5787.500000	PASS



Measurement

Setting	Instrument Value	Target Value
Start Frequency	5.76750 GHz	5.76750 GHz
Stop Frequency	5.80750 GHz	5.80750 GHz
Span	40.000 MHz	40.000 MHz
RBW	200.000 kHz	>= 200.000 kHz
VBW	1.000 MHz	>= 600.000 kHz
SweepPoints	400	~ 400
Sweeptime	47.266 µs	AUTO
Reference Level	20.000 dBm	20.000 dBm
Attenuation	40.000 dB	AUTO
Detector	MaxPeak	MaxPeak
SweepCount	200	200
Filter	3 dB	3 dB
Trace Mode	Max Hold	Max Hold
Sweeptype	FFT	AUTO
Preamp	off	off
Stablemode	Trace	Trace
Stablevalue	0.30 dB	0.30 dB
Run	76 / max. 150	max. 150
Stable	5 / 5	5
Max Stable Difference	0.12 dB	0.30 dB

Occupied Channel Bandwidth 99% (5839.5 MHz; 20.000 dBm; 20 MHz)

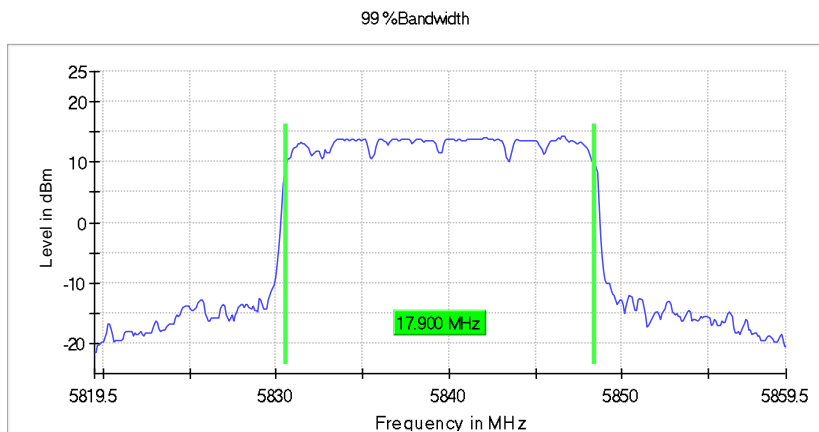
Test according to FCC title 47 part 15 §15.407(a),(e), KDB 789033 D02 General U-NII Test Procedures New Rules v02r01 D and ANSI C63.10-2013

99 % Bandwidth

DUT Frequency (MHz)	Bandwidth (MHz)	Limit Min (MHz)	Limit Max (MHz)	Band Edge Left (MHz)	Band Edge Right (MHz)
5839.500000	17.900000	---	---	5830.550000	5848.450000

(continuation of the "99 % Bandwidth" table from column 6 ...)

DUT Frequency (MHz)	Result
5839.500000	PASS



Measurement

Setting	Instrument Value	Target Value
Start Frequency	5.81950 GHz	5.81950 GHz
Stop Frequency	5.85950 GHz	5.85950 GHz
Span	40.000 MHz	40.000 MHz
RBW	200.000 kHz	>= 200.000 kHz
VBW	1.000 MHz	>= 600.000 kHz
SweepPoints	400	~ 400
Sweeptime	47.266 µs	AUTO
Reference Level	20.000 dBm	20.000 dBm
Attenuation	40.000 dB	AUTO
Detector	MaxPeak	MaxPeak
SweepCount	200	200
Filter	3 dB	3 dB
Trace Mode	Max Hold	Max Hold
Sweeptype	FFT	AUTO
Preamp	off	off
Stablemode	Trace	Trace
Stablevalue	0.30 dB	0.30 dB
Run	62 / max. 150	max. 150
Stable	5 / 5	5
Max Stable Difference	0.10 dB	0.30 dB

5.8G SDR, 40MHz BW

Occupied Channel Bandwidth 99% (5745.5 MHz; 20.000 dBm; 40 MHz)

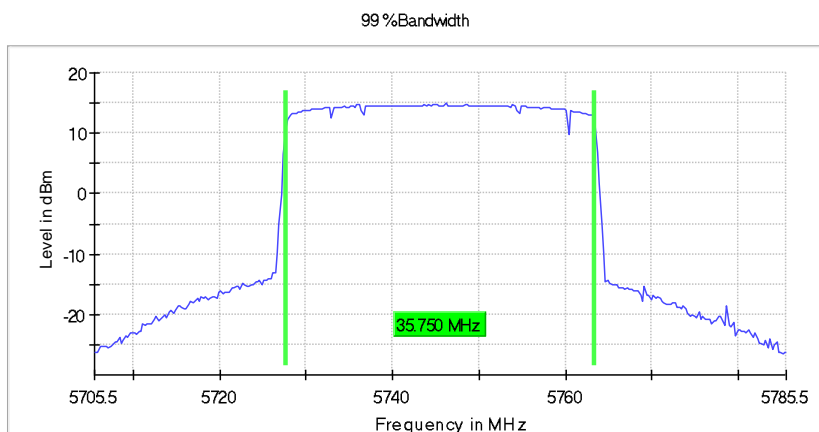
Test according to FCC title 47 part 15 §15.407(a),(e), KDB 789033 D02 General U-NII Test Procedures New Rules v02r01 D and ANSI C63.10-2013

99 % Bandwidth

DUT Frequency (MHz)	Bandwidth (MHz)	Limit Min (MHz)	Limit Max (MHz)	Band Edge Left (MHz)	Band Edge Right (MHz)
5745.500000	35.750000	---	---	5727.625000	5763.375000

(continuation of the "99 % Bandwidth" table from column 6 ...)

DUT Frequency (MHz)	Result
5745.500000	PASS



Measurement

Setting	Instrument Value	Target Value
Start Frequency	5.70550 GHz	5.70550 GHz
Stop Frequency	5.78550 GHz	5.78550 GHz
Span	80.000 MHz	80.000 MHz
RBW	500.000 kHz	>= 400.000 kHz
VBW	2.000 MHz	>= 1.500 MHz
SweepPoints	320	~ 320
Sweeptime	1.000 ms	AUTO
Reference Level	10.000 dBm	10.000 dBm
Attenuation	30.000 dB	AUTO
Detector	MaxPeak	MaxPeak
SweepCount	200	200
Filter	3 dB	3 dB
Trace Mode	Max Hold	Max Hold
Sweeptype	Sweep	AUTO
Preamp	off	off
Stablemode	Trace	Trace
Stablevalue	0.30 dB	0.30 dB
Run	65 / max. 150	max. 150
Stable	5 / 5	5
Max Stable Difference	0.08 dB	0.30 dB

Occupied Channel Bandwidth 99% (5787.5 MHz; 20.000 dBm; 40 MHz)

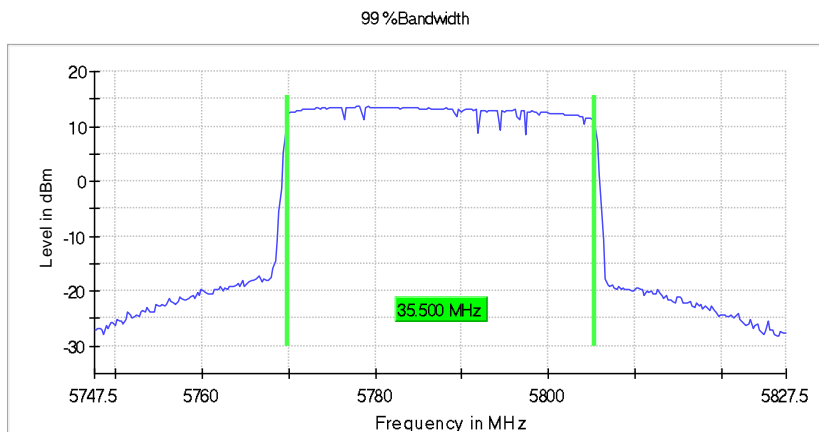
Test according to FCC title 47 part 15 §15.407(a),(e), KDB 789033 D02 General U-NII Test Procedures New Rules v02r01 D and ANSI C63.10-2013

99 % Bandwidth

DUT Frequency (MHz)	Bandwidth (MHz)	Limit Min (MHz)	Limit Max (MHz)	Band Edge Left (MHz)	Band Edge Right (MHz)
5787.500000	35.500000	---	---	5769.875000	5805.375000

(continuation of the "99 % Bandwidth" table from column 6 ...)

DUT Frequency (MHz)	Result
5787.500000	PASS



Measurement

Setting	Instrument Value	Target Value
Start Frequency	5.74750 GHz	5.74750 GHz
Stop Frequency	5.82750 GHz	5.82750 GHz
Span	80.000 MHz	80.000 MHz
RBW	500.000 kHz	>= 400.000 kHz
VBW	2.000 MHz	>= 1.500 MHz
SweepPoints	320	~ 320
SweepTime	1.000 ms	AUTO
Reference Level	10.000 dBm	10.000 dBm
Attenuation	30.000 dB	AUTO
Detector	MaxPeak	MaxPeak
SweepCount	200	200
Filter	3 dB	3 dB
Trace Mode	Max Hold	Max Hold
Sweeptype	Sweep	AUTO
Preamp	off	off
Stablemode	Trace	Trace
Stablevalue	0.30 dB	0.30 dB
Run	41 / max. 150	max. 150
Stable	5 / 5	5
Max Stable Difference	0.00 dB	0.30 dB

Occupied Channel Bandwidth 99% (5829.5 MHz; 20.000 dBm; 40 MHz)

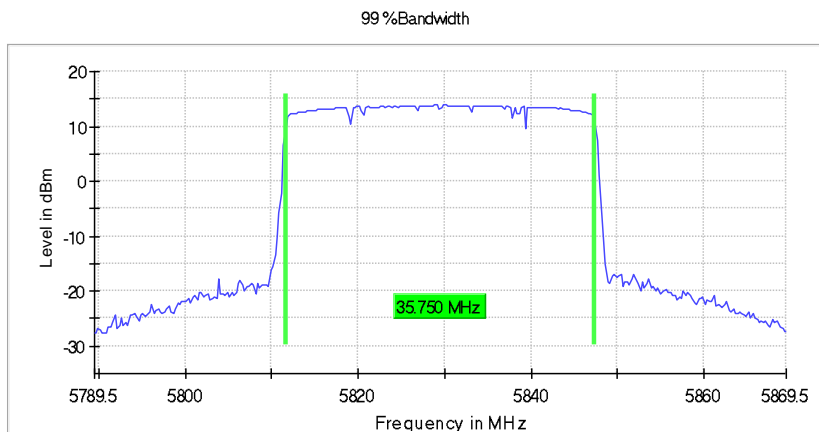
Test according to FCC title 47 part 15 §15.407(a),(e), KDB 789033 D02 General U-NII Test Procedures New Rules v02r01 D and ANSI C63.10-2013

99 % Bandwidth

DUT Frequency (MHz)	Bandwidth (MHz)	Limit Min (MHz)	Limit Max (MHz)	Band Edge Left (MHz)	Band Edge Right (MHz)
5829.500000	35.750000	---	---	5811.625000	5847.375000

(continuation of the "99 % Bandwidth" table from column 6 ...)

DUT Frequency (MHz)	Result
5829.500000	PASS

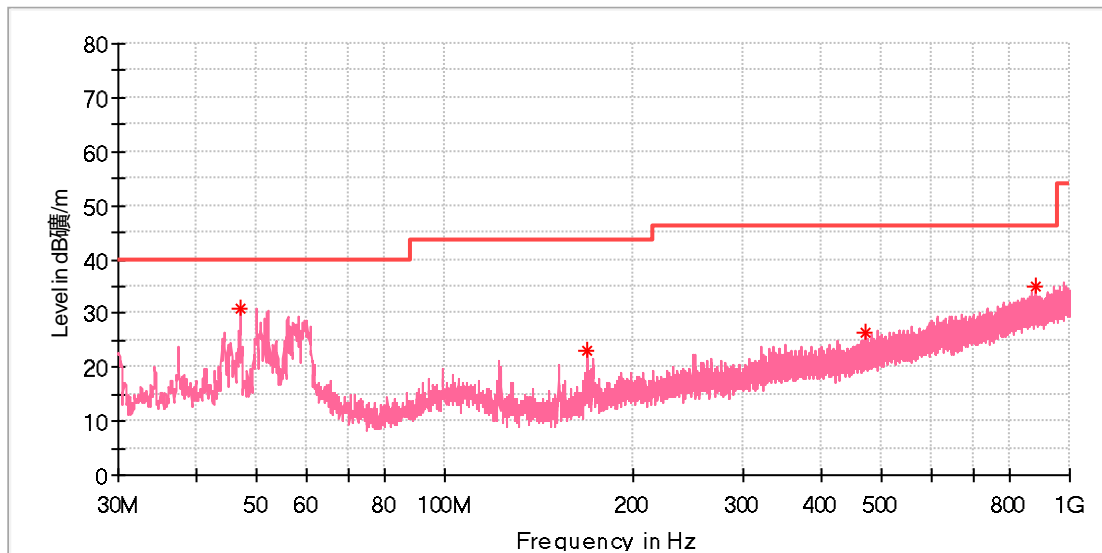


Measurement

Setting	Instrument Value	Target Value
Start Frequency	5.78950 GHz	5.78950 GHz
Stop Frequency	5.86950 GHz	5.86950 GHz
Span	80.000 MHz	80.000 MHz
RBW	500.000 kHz	>= 400.000 kHz
VBW	2.000 MHz	>= 1.500 MHz
SweepPoints	320	~ 320
Sweeptime	1.000 ms	AUTO
Reference Level	10.000 dBm	10.000 dBm
Attenuation	30.000 dB	AUTO
Detector	MaxPeak	MaxPeak
SweepCount	200	200
Filter	3 dB	3 dB
Trace Mode	Max Hold	Max Hold
Sweeptype	Sweep	AUTO
Preamp	off	off
Stablemode	Trace	Trace
Stablevalue	0.30 dB	0.30 dB
Run	57 / max. 150	max. 150
Stable	5 / 5	5
Max Stable Difference	0.05 dB	0.30 dB

EUT Information

EUT Name: DJI Video Transmitter
 Model: TX3
 Test Mode: SDR 5.8G_1.4M_5728.5MHz
 Order No/Sample No: 168334440/A003167437-010
 Test Voltage:: Full Battery
 Remark: Temp 22 Humi:52%
 Test Standard: FCC 15.407
 Tested By: Kei Zhang
 Reviewed By: Terry Yin



Critical_Freqs

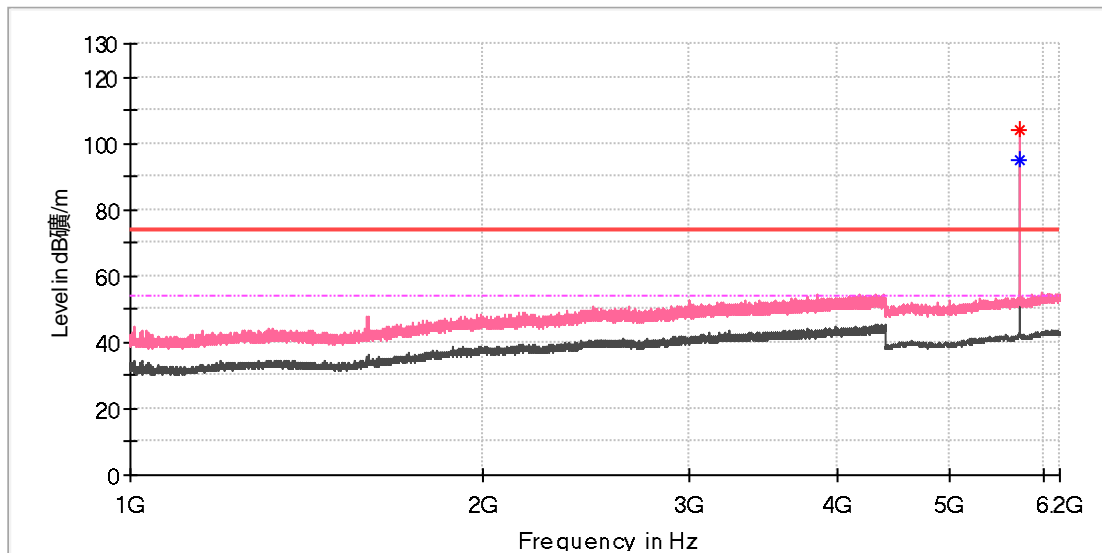
Frequency (MHz)	MaxPeak (dBµV/m)	Limit (dBµV/m)	Margin (dB)	Height (cm)	Pol	Azimuth (deg)	Corr. (dB/m)
47.023500	30.81	40.00	9.19	100.0	V	37.0	-18.5
168.807000	23.22	43.50	20.28	100.0	V	128.0	-21.3
472.223000	26.51	46.00	19.49	100.0	V	87.0	-12.4
879.962500	34.89	46.00	11.11	100.0	V	245.0	-5.1

Final_Result

Frequency (MHz)	QuasiPeak (dBµV/m)	Limit (dBµV/m)	Margin (dB)	Height (cm)	Pol	Azimuth (deg)	Corr. (dB/m)
---	---	---	---	---		---	---

EUT Information

EUT Name: DJI Video Transmitter
 Model: TX3
 Test Mode: SDR 5.8G_1.4M_5728.5MHz
 Order No/Sample No: 168334440/A003167437-010
 Test Voltage:: Full Battery
 Remark: Temp 22 Humi:52%
 Test Standard: FCC 15.407
 Tested By: Kei Zhang
 Reviewed By: Terry Yin



Critical_Freqs

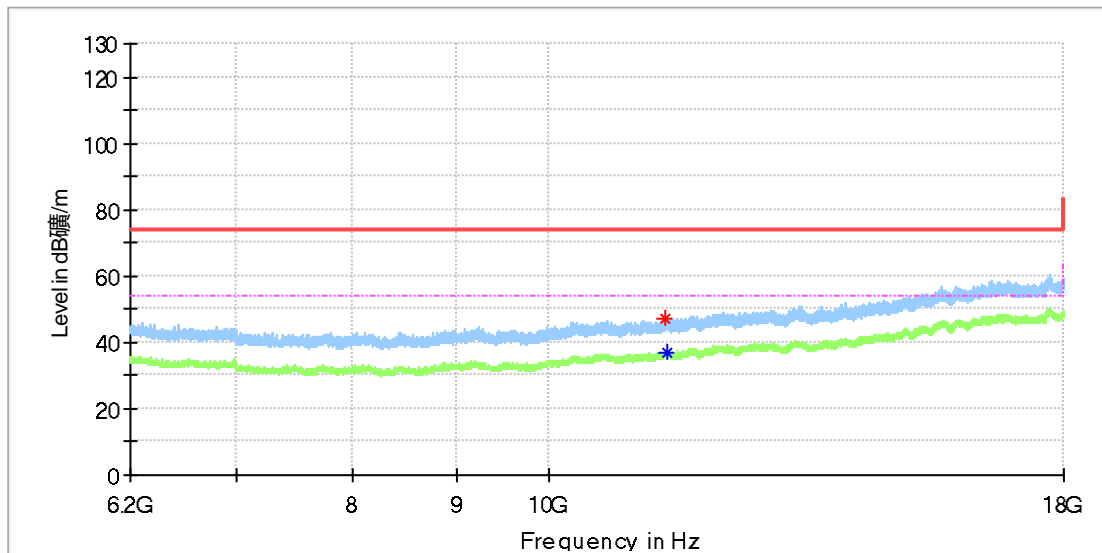
Frequency (MHz)	MaxPeak (dBµV/m)	Average (dBµV/m)	Limit (dBµV/m)	Margin (dB)	Height (cm)	Pol	Azimuth (deg)	Corr. (dB/m)
5728.500000	---	94.94	---	---	100.0	V	200.0	13.9
5729.000000	103.96	---	---	---	100.0	V	200.0	13.9

Final_Result

Frequency (MHz)	MaxPeak (dBµV/m)	Limit (dBµV/m)	Margin (dB)	Height (cm)	Pol	Azimuth (deg)	Corr. (dB/m)
---	---	---	---	---		---	---

EUT Information

EUT Name: DJI Video Transmitter
 Model: TX3
 Test Mode: SDR 5.8G_1.4M_5728.5MHz
 Order No/Sample No: 168334440/A003167437-010
 Test Voltage:: Full Battery
 Remark: Temp 22 Humi:52%
 Test Standard: FCC 15.407
 Tested By: Kei Zhang
 Reviewed By: Terry Yin



Critical_Freqs

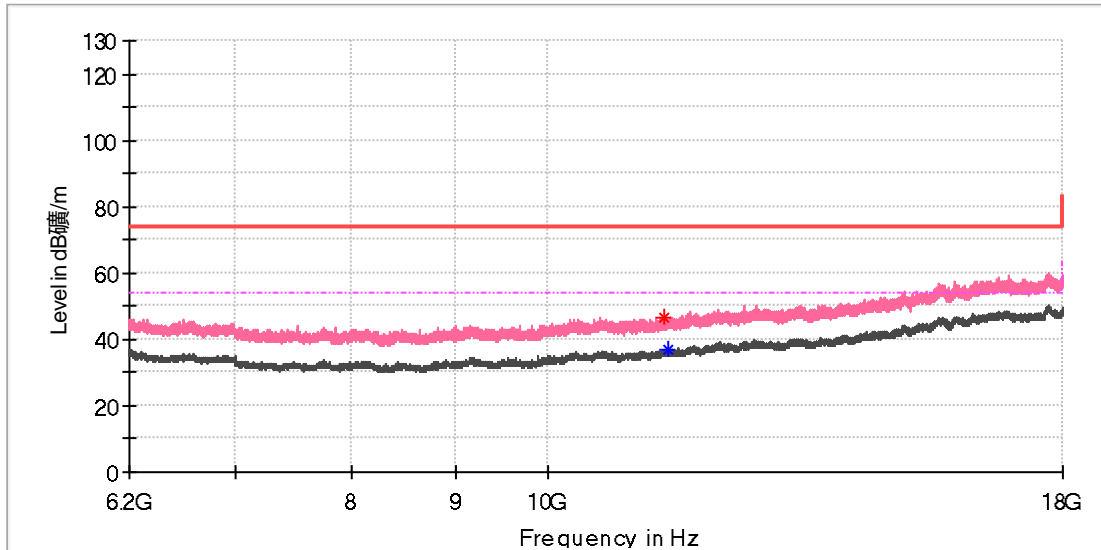
Frequency (MHz)	MaxPeak (dBµV/m)	Average (dBµV/m)	Limit (dBµV/m)	Margin (dB)	Height (cm)	Pol	Azimuth (deg)	Corr. (dB/m)
11408.716667	47.21	---	74.00	26.79	100.0	H	229.0	12.9
11437.233333	---	37.00	54.00	17.00	100.0	H	54.0	13.2

Final_Result

Frequency (MHz)	MaxPeak (dBµV/m)	Limit (dBµV/m)	Margin (dB)	Height (cm)	Pol	Azimuth (deg)	Corr. (dB/m)
---	---	---	---	---		---	---

EUT Information

EUT Name: DJI Video Transmitter
 Model: TX3
 Test Mode: SDR 5.8G_1.4M_5728.5MHz
 Order No/Sample No: 168334440/A003167437-010
 Test Voltage:: Full Battery
 Remark: Temp 22 Humi:52%
 Test Standard: FCC 15.407
 Tested By: Kei Zhang
 Reviewed By: Terry Yin



Critical_Freqs

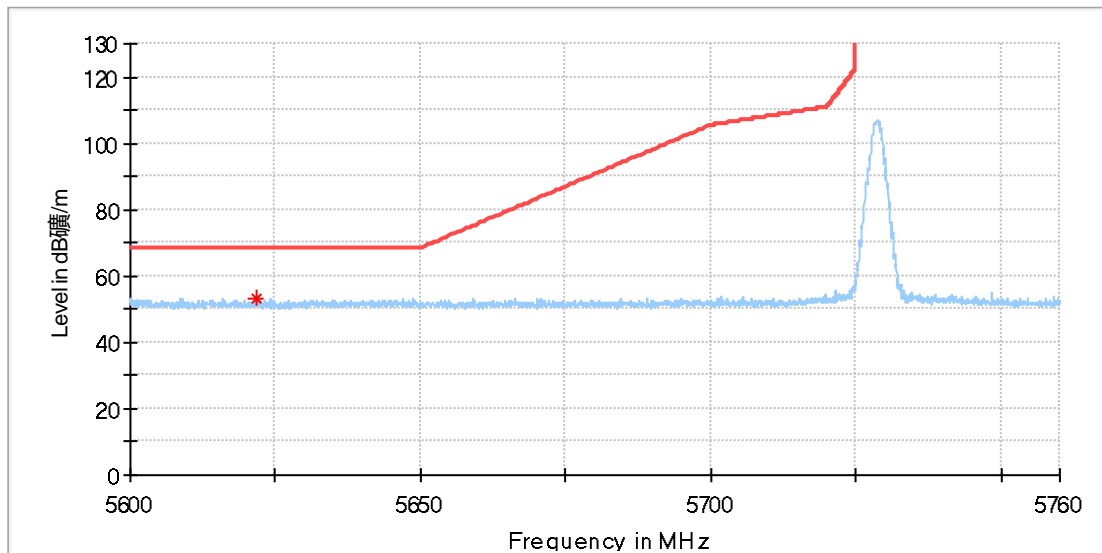
Frequency (MHz)	MaxPeak (dBµV/m)	Average (dBµV/m)	Limit (dBµV/m)	Margin (dB)	Height (cm)	Pol	Azimuth (deg)	Corr. (dB/m)
11428.875000	46.38	---	74.00	27.62	100.0	V	219.0	13.1
11461.325000	---	36.75	54.00	17.25	100.0	V	6.0	13.5

Final_Result

Frequency (MHz)	MaxPeak (dBµV/m)	Limit (dBµV/m)	Margin (dB)	Height (cm)	Pol	Azimuth (deg)	Corr. (dB/m)
---	---	---	---	---		---	---

EUT Information

EUT Name:	DJI Video Transmitter
Model:	TX3
Test Mode:	SDR 5.8G_1.4M_5728.5MHz
Order No/Sample No:	168334440/A003167437-010
Test Voltage::	Full Battery
Remark:	Temp 22 Humi:52%
Test Standard:	FCC 15.407
Tested By:	Kei Zhang
Reviewed By:	Terry Yin



Critical_Freqs

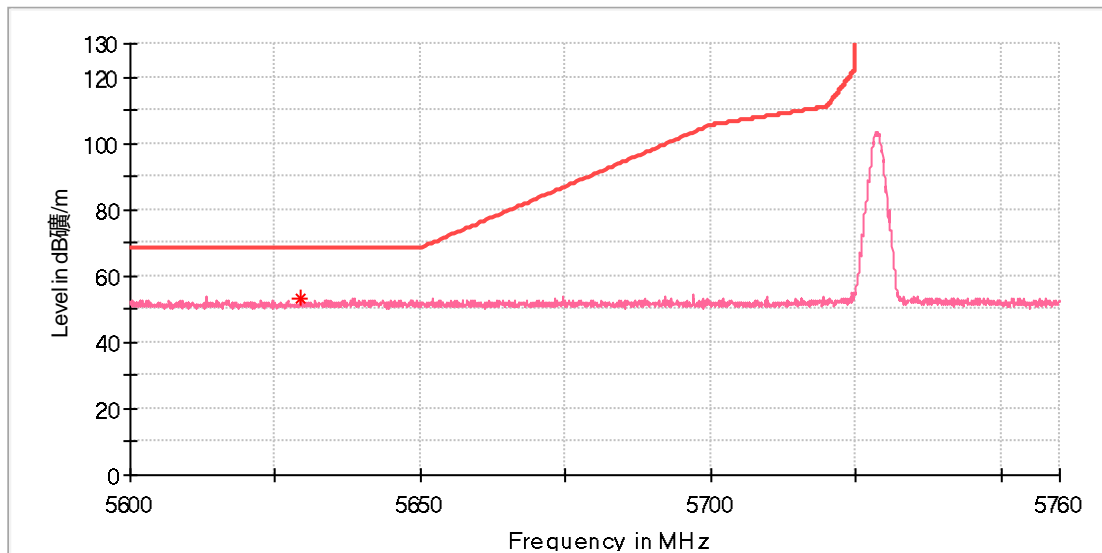
Frequency (MHz)	MaxPeak (dBμV/m)	Limit (dBμV/m)	Margin (dB)	Height (cm)	Pol	Azimuth (deg)	Corr. (dB/m)
5621.694445	53.37	68.20	14.83	100.0	H	176.0	13.8

Final_Result

Frequency (MHz)	MaxPeak (dBμV/m)	Limit (dBμV/m)	Margin (dB)	Height (cm)	Pol	Azimuth (deg)	Corr. (dB/m)
---	---	---	---	---		---	---

EUT Information

EUT Name:	DJI Video Transmitter
Model:	TX3
Test Mode:	SDR 5.8G_1.4M_5728.5MHz
Order No/Sample No:	168334440/A003167437-010
Test Voltage::	Full Battery
Remark:	Temp 22 Humi:52%
Test Standard:	FCC 15.407
Tested By:	Kei Zhang
Reviewed By:	Terry Yin



Critical Freqs

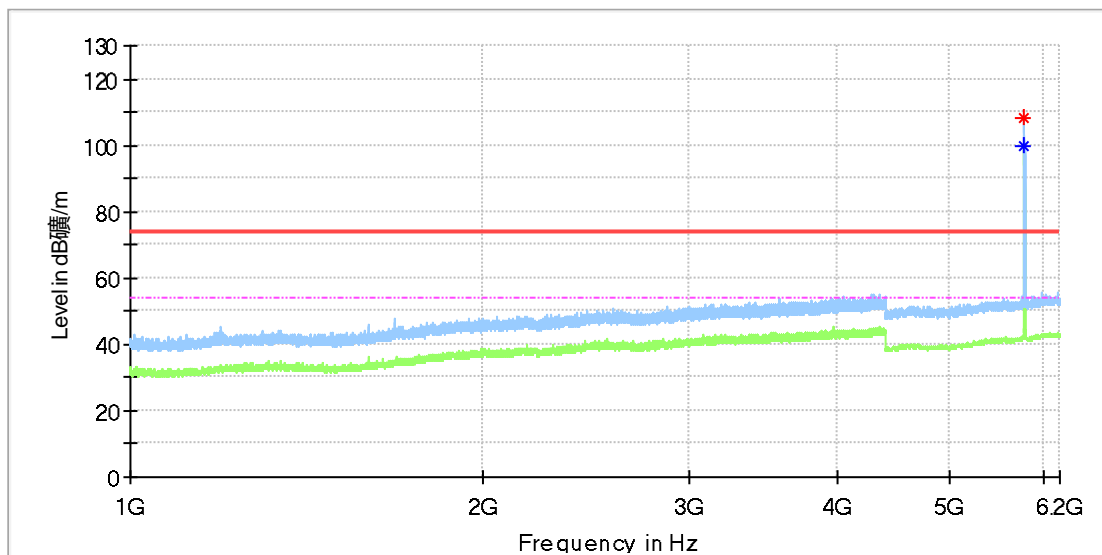
Frequency (MHz)	MaxPeak (dBµV/m)	Limit (dBµV/m)	Margin (dB)	Height (cm)	Pol	Azimuth (deg)	Corr. (dB/m)
5629.455556	52.96	68.20	15.24	100.0	V	193.0	13.8

Final Result

Frequency (MHz)	MaxPeak (dBµV/m)	Limit (dBµV/m)	Margin (dB)	Height (cm)	Pol	Azimuth (deg)	Corr. (dB/m)
---	---	---	---	---		---	---

EUT Information

EUT Name: DJI Video Transmitter
 Model: TX3
 Test Mode: SDR 5.8G_1.4M_5786.5MHz
 Order No/Sample No: 168334440/A003167437-010
 Test Voltage:: Full Battery
 Remark: Temp 22 Humi:52%
 Test Standard: FCC 15.407
 Tested By: Kei Zhang
 Reviewed By: Terry Yin



Critical_Freqs

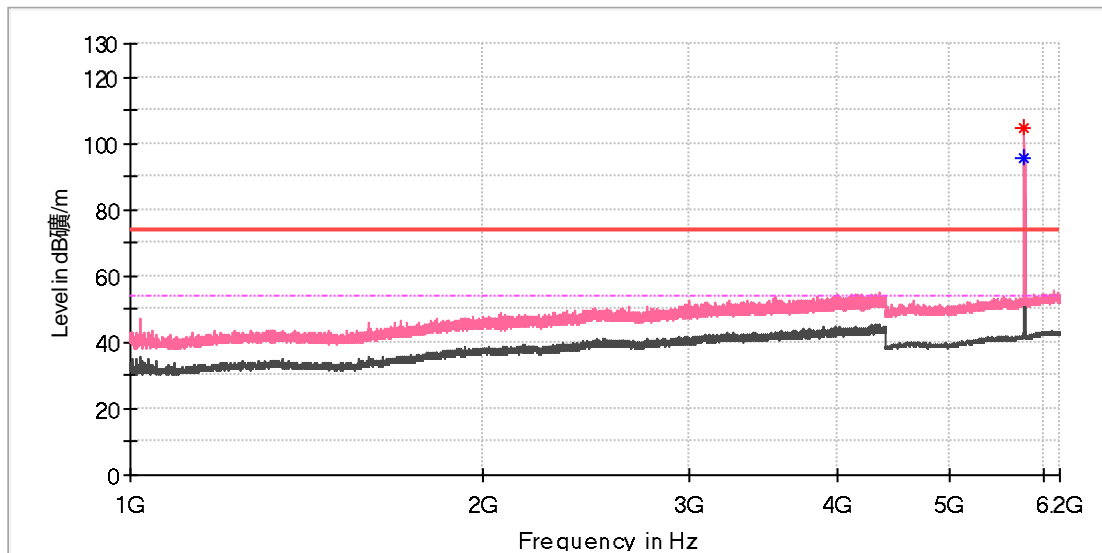
Frequency (MHz)	MaxPeak (dBµV/m)	Average (dBµV/m)	Limit (dBµV/m)	Margin (dB)	Height (cm)	Pol	Azimuth (deg)	Corr. (dB/m)
5786.500000	---	99.94	---	---	100.0	H	124.0	14.0
5786.500000	108.49	---	---	---	100.0	H	124.0	14.0

Final_Result

Frequency (MHz)	MaxPeak (dBµV/m)	Limit (dBµV/m)	Margin (dB)	Height (cm)	Pol	Azimuth (deg)	Corr. (dB/m)
---	---	---	---	---		---	---

EUT Information

EUT Name: DJI Video Transmitter
 Model: TX3
 Test Mode: SDR 5.8G_1.4M_5786.5MHz
 Order No/Sample No: 168334440/A003167437-010
 Test Voltage:: Full Battery
 Remark: Temp 22 Humi:52%
 Test Standard: FCC 15.407
 Tested By: Kei Zhang
 Reviewed By: Terry Yin



Critical_Freqs

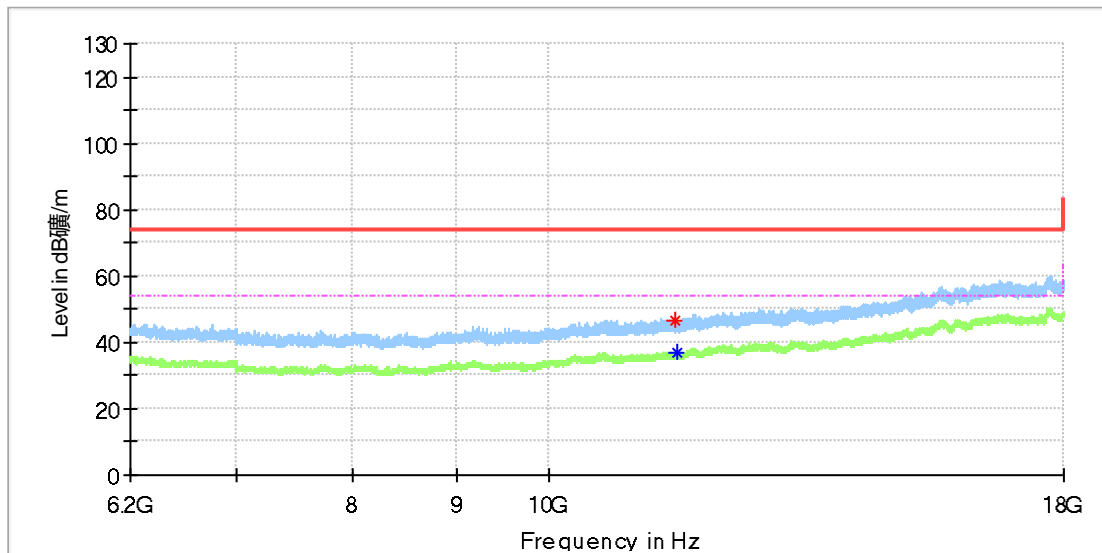
Frequency (MHz)	MaxPeak (dBµV/m)	Average (dBµV/m)	Limit (dBµV/m)	Margin (dB)	Height (cm)	Pol	Azimuth (deg)	Corr. (dB/m)
5786.500000	---	95.65	---	---	100.0	V	333.0	14.0
5786.500000	104.53	---	---	---	100.0	V	333.0	14.0

Final_Result

Frequency (MHz)	MaxPeak (dBµV/m)	Limit (dBµV/m)	Margin (dB)	Height (cm)	Pol	Azimuth (deg)	Corr. (dB/m)
---	---	---	---	---		---	---

EUT Information

EUT Name: DJI Video Transmitter
 Model: TX3
 Test Mode: SDR 5.8G_1.4M_5786.5MHz
 Order No/Sample No: 168334440/A003167437-010
 Test Voltage:: Full Battery
 Remark: Temp 22 Humi:52%
 Test Standard: FCC 15.407
 Tested By: Kei Zhang
 Reviewed By: Terry Yin



Critical_Freqs

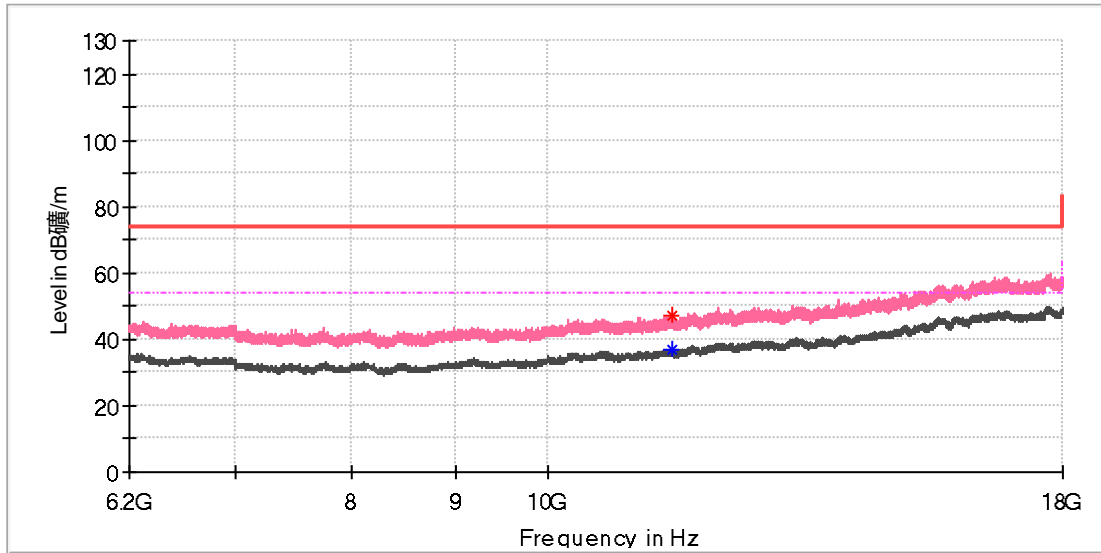
Frequency (MHz)	MaxPeak (dBµV/m)	Average (dBµV/m)	Limit (dBµV/m)	Margin (dB)	Height (cm)	Pol	Azimuth (deg)	Corr. (dB/m)
11561.133333	46.75	---	74.00	27.25	100.0	H	54.0	13.4
11574.900000	---	37.03	54.00	16.97	100.0	H	220.0	13.4

Final_Result

Frequency (MHz)	MaxPeak (dBµV/m)	Limit (dBµV/m)	Margin (dB)	Height (cm)	Pol	Azimuth (deg)	Corr. (dB/m)
---	---	---	---	---		---	---

EUT Information

EUT Name: DJI Video Transmitter
 Model: TX3
 Test Mode: SDR 5.8G_1.4M_5786.5MHz
 Order No/Sample No: 168334440/A003167437-010
 Test Voltage:: Full Battery
 Remark: Temp 22 Humi:52%
 Test Standard: FCC 15.407
 Tested By: Kei Zhang
 Reviewed By: Terry Yin



Critical_Freqs

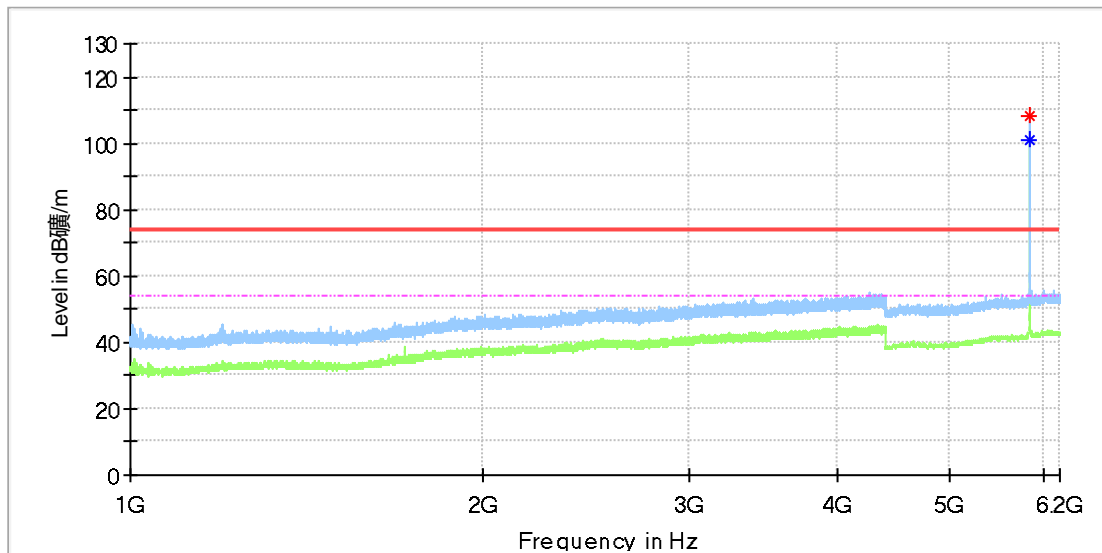
Frequency (MHz)	MaxPeak (dBµV/m)	Average (dBµV/m)	Limit (dBµV/m)	Margin (dB)	Height (cm)	Pol	Azimuth (deg)	Corr. (dB/m)
11525.733333	47.19	---	74.00	26.81	100.0	V	129.0	13.6
11535.566667	---	36.82	54.00	17.18	100.0	V	1.0	13.5

Final_Result

Frequency (MHz)	MaxPeak (dBµV/m)	Limit (dBµV/m)	Margin (dB)	Height (cm)	Pol	Azimuth (deg)	Corr. (dB/m)
---	---	---	---	---		---	---

EUT Information

EUT Name: DJI Video Transmitter
 Model: TX3
 Test Mode: SDR 5.8G_1.4M_5846.5MHz
 Order No/Sample No: 168334440/A003167437-010
 Test Voltage:: Full Battery
 Remark: Temp 22 Humi:52%
 Test Standard: FCC 15.407
 Tested By: Kei Zhang
 Reviewed By: Terry Yin



Critical_Freqs

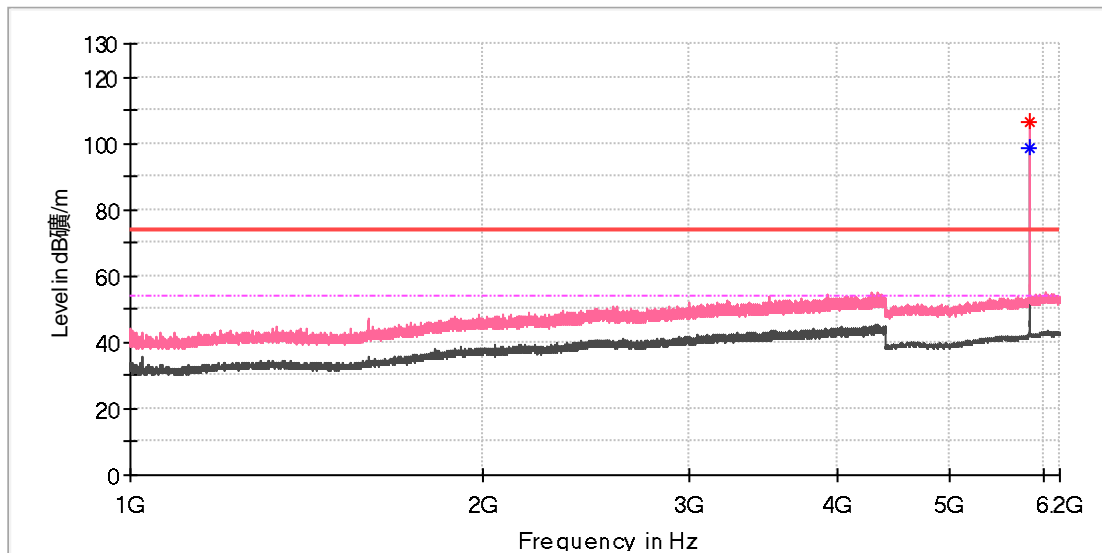
Frequency (MHz)	MaxPeak (dBµV/m)	Average (dBµV/m)	Limit (dBµV/m)	Margin (dB)	Height (cm)	Pol	Azimuth (deg)	Corr. (dB/m)
5846.500000	---	101.11	---	---	100.0	H	118.0	14.2
5846.500000	108.41	---	---	---	100.0	H	118.0	14.2

Final_Result

Frequency (MHz)	MaxPeak (dBµV/m)	Limit (dBµV/m)	Margin (dB)	Height (cm)	Pol	Azimuth (deg)	Corr. (dB/m)
---	---	---	---	---		---	---

EUT Information

EUT Name: DJI Video Transmitter
 Model: TX3
 Test Mode: SDR 5.8G_1.4M_5846.5MHz
 Order No/Sample No: 168334440/A003167437-010
 Test Voltage:: Full Battery
 Remark: Temp 22 Humi:52%
 Test Standard: FCC 15.407
 Tested By: Kei Zhang
 Reviewed By: Terry Yin



Critical_Freqs

Frequency (MHz)	MaxPeak (dBµV/m)	Average (dBµV/m)	Limit (dBµV/m)	Margin (dB)	Height (cm)	Pol	Azimuth (deg)	Corr. (dB/m)
5846.500000	---	98.28	---	---	100.0	V	147.0	14.2
5846.500000	106.72	---	---	---	100.0	V	147.0	14.2

Final_Result

Frequency (MHz)	MaxPeak (dBµV/m)	Limit (dBµV/m)	Margin (dB)	Height (cm)	Pol	Azimuth (deg)	Corr. (dB/m)
---	---	---	---	---		---	---