



**FCC 47 CFR PART 15 SUBPART E
CERTIFICATION TEST REPORT**

For

DJI High-Bright Remote Monitor

MODEL NUMBER: RXD2

FCC ID: 2ANDR-RXD2202109

REPORT NUMBER: 4789980498.1-2-8

ISSUE DATE: October 18,2021

Prepared for

**SZ DJI Osmo Technology Co.,Ltd.
4F, Jingkou Community Comprehensive Service Building, No. 83 Bishui Road
North, Guangming Street, Guangming District, Shenzhen**

Prepared by

**UL Verification Services (Guangzhou) Co., Ltd, Song Shan Lake Branch
Building 10, Innovation Technology Park, No. 1, Li Bin Road, Song Shan Lake
Hi-Tech Development Zone
Dongguan, People's Republic of China
Tel: +86 769 22038881
Fax: +86 769 33244054
Website: www.ul.com**



Revision History

<u>Rev.</u>	<u>Issue Date</u>	<u>Revisions</u>	<u>Revised By</u>
V0	07/15/2021	Initial Issue	
V1	08/20/2021	Update product name to "DJI High-Bright Remote Monitor" Updated modulation to OFDM (QPSK, 16QAM, 64QAM)	Mick Zhang
V2	10/15/2021	Update ISED frequency range for use by deleting 5150-5250MHz	Mick Zhang
V3	10/18/2021	Divide the report into FCC and ISED	Mick Zhang



Summary of Test Results			
Clause	Test Items	FCC Rules	Test Results
1	DFS Detection Threshold	CFR 47 FCC §FCC 15.407 (h) (2), KDB 905462 D02	Pass
2	Channel Availability Check Time	CFR 47 FCC §FCC 15.407 (h) (2) (ii), KDB 905462 D02	Pass
4	Non-Occupancy Period	CFR 47 FCC §FCC 15.407 (h) (2) (iv), KDB 905462 D02	Pass
5	U-NII Detection Bandwidth	CFR 47 FCC §FCC 15.407 (h) (2), KDB 905462 D02	Pass
6	Channel Closing Transmission Time	CFR 47 FCC §FCC 15.407 (h) (2) (iii), KDB 905462 D02	Pass
7	Channel Move Time	CFR 47 FCC §FCC 15.407 (h) (2) (iii), KDB 905462 D02	Pass
8	Statistical Performance Check	CFR 47 FCC §FCC 15.407 (h) (2), KDB 905462 D02	Pass
<p>Note 1: This test report is only published to and used by the applicant, and it is not for evidence purpose in China.</p> <p>Note 2: The measurement result for the sample received is <Pass> according to < CFR 47 FCC PART 15 SUBPART E > when <Accuracy Method> decision rule is applied.</p> <p>Note 3: For UNII-1/UNII-2A/UNII-2C Bands, the EUT only support RX mode. For all the DFS test items, we can monitor the signals from the slave device to complete the test.</p>			



TABLE OF CONTENTS

1. ATTESTATION OF TEST RESULTS	5
2. TEST METHODOLOGY	6
3. FACILITIES AND ACCREDITATION	6
4. CALIBRATION AND UNCERTAINTY	7
4.1. <i>MEASURING INSTRUMENT CALIBRATION</i>	7
4.2. <i>MEASUREMENT UNCERTAINTY</i>	7
5. EQUIPMENT UNDER TEST	8
5.1. <i>DESCRIPTION OF EUT</i>	8
5.2. <i>CHANNEL LIST</i>	9
5.3. <i>TEST SYSTEM CONFIGURATION</i>	14
5.4. <i>TEST ENVIRONMENT</i>	15
5.5. <i>DESCRIPTION OF AVAILABLE ANTENNAS</i>	16
5.6. <i>MEASURING INSTRUMENT AND SOFTWARE USED</i>	17
6. DYNAMIC FREQUENCY SELECTION	18
6.1. <i>APPLICABILITY OF DFS REQUIREMENTS</i>	18
6.2. <i>LIMITS</i>	19
6.3. <i>PARAMETERS OF RADAR TEST WAVEFORMS</i>	20
6.4. <i>TEST SETUP</i>	22
6.5. <i>TEST PROCEDURE</i>	22
6.6. <i>TEST RESULT</i>	23
6.6.1. <i>DFS DETECTION THRESHOLD</i>	23
6.6.2. <i>DFS U-NII DETECTION BANDWIDTH</i>	26
6.6.3. <i>DFS CHANNEL AVAILABILITY CHECK</i>	28
6.6.4. <i>DFS IN-SERVICE MONITORING</i>	40
6.6.5. <i>DFS STATISTICAL PERFORMANCE CHECK</i>	44



1. ATTESTATION OF TEST RESULTS

Applicant Information

Company Name: SZ DJI Osmo Technology Co.,Ltd.
 Address: 4F, Jinkou Community Comprehensive Service Building, No. 83
 Bishui Road North, Guangming Street, Guangming District,
 Shenzhen

Manufacturer Information

Company Name: SZ DJI Osmo Technology Co.,Ltd.
 Address: 4F, Jinkou Community Comprehensive Service Building, No. 83
 Bishui Road North, Guangming Street, Guangming District,
 Shenzhen

EUT Information

EUT Name: DJI High-Bright Remote Monitor
 Model: RXD2
 Brand: DJI
 Sample Received Date: June 03, 2021
 Sample Status: Normal
 Sample ID: 3991066
 Date of Tested: June 03, 2021 ~ July 15, 2021

APPLICABLE STANDARDS	
STANDARD	TEST RESULTS
CFR 47 FCC PART 15 SUBPART E	PASS

Prepared By:

Check By:

Mick Zhang
Project Engineer

Shawn Wen
Laboratory Leader

Approved By:

Stephen Guo
Laboratory Manager



2. TEST METHODOLOGY

The tests documented in this report were performed in accordance with FCC CFR 47 CFR Part 15, Subpart E, KDB 905462 D02.

3. FACILITIES AND ACCREDITATION

Accreditation Certificate	<p>A2LA (Certificate No.: 4102.01) UL Verification Services (Guangzhou) Co., Ltd. Song Shan Lake Branch. has been assessed and proved to be in compliance with A2LA.</p> <p>FCC (FCC Designation No.: CN1187) UL Verification Services (Guangzhou) Co., Ltd. Song Shan Lake Branch. Has been recognized to perform compliance testing on equipment subject to the Commission's Declaration of Conformity (DoC) and Certification rules</p> <p>ISED (Company No.: 21320) UL Verification Services (Guangzhou) Co., Ltd. Song Shan Lake Branch. has been registered and fully described in a report filed with ISED. The Company Number is 21320 and the test lab Conformity Assessment Body Identifier (CABID) is CN0046.</p> <p>VCCI (Registration No.: G-20019, R-20004, C-20012 and T-20011) UL Verification Services (Guangzhou) Co., Ltd. Song Shan Lake Branch. has been assessed and proved to be in compliance with VCCI, the Membership No. is 3793. Facility Name: Chamber D, the VCCI registration No. is G-20019 and R-20004 Shielding Room B , the VCCI registration No. is C-20012 and T-20011</p>
---------------------------	---

Note:

1. All tests measurement facilities use to collect the measurement data are located at Building 10, Innovation Technology Park, Song Shan Lake Hi tech Development Zone, Dongguan, 523808, China
2. The test anechoic chamber in UL Verification Services (Guangzhou) Co., Ltd. Song Shan Lake Branch had been calibrated and compared to the open field sites and the test anechoic chamber is shown to be equivalent to or worst case from the open field site.
3. For below 30MHz, lab had performed measurements at test anechoic chamber and comparing to measurements obtained on an open field site. And these measurements below 30MHz had been correlated to measurements performed on an OFS.



4. CALIBRATION AND UNCERTAINTY

4.1. MEASURING INSTRUMENT CALIBRATION

The measuring equipment utilized to perform the tests documented in this report has been calibrated in accordance with the manufacturer's recommendations and is traceable to recognize national standards.

4.2. MEASUREMENT UNCERTAINTY

Where relevant, the following measurement uncertainty levels have been estimated for tests performed on the apparatus:

Test Item	Uncertainty
Conduction emission	3.62dB
Radiation Emission test (include Fundamental emission) (9KHz-30MHz)	2.2dB
Radiation Emission test (include Fundamental emission) (30MHz-1GHz)	4.00dB
Radiation Emission test (1GHz to 26GHz) (include Fundamental emission)	5.78dB (1GHz-18GHz)
	5.23dB (18GHz-26GHz)
Note: This uncertainty represents an expanded uncertainty expressed at approximately the 95% confidence level using a coverage factor of k=2.	



5. EQUIPMENT UNDER TEST

5.1. DESCRIPTION OF EUT

EUT Name	DJI High-Bright Remote Monitor
Model	RXD2
Radio Technology	SRD 5G
Operation frequency	UNII-1/UNII-2A/UNII-2C/UNII-3
Modulation	OFDM (QPSK,16QAM,64QAM)
Battery	DC 6.8V

Note: For UNII-1/UNII-2A/UNII-2C Bands, the EUT only support RX mode. For all the DFS test Items, we can monitor the signals from the slave device to complete the test. Stream the image signal only from the Client Device to the Master Device for frame based systems.

5.2. CHANNEL LIST

UNII-1 (For Bandwidth = 20 MHz)		UNII-1 (For Bandwidth = 40 MHz)	
Channel	Frequency (MHz)	Channel	Frequency (MHz)
36	5180	38	5190
40	5200	46	5230
44	5220		
48	5240		

UNII-2A (For Bandwidth = 20 MHz)		UNII-2A (For Bandwidth = 40 MHz)	
Channel	Frequency (MHz)	Channel	Frequency (MHz)
52	5260	54	5270
56	5280	62	5310
60	5300		
64	5320		

UNII-2C (For Bandwidth = 20 MHz)		UNII-2C (For Bandwidth = 40 MHz)	
Channel	Frequency (MHz)	Channel	Frequency (MHz)
100	5500	102	5510
104	5520	110	5550
108	5540	118	5590
112	5560	126	5630
116	5580	134	5670
120	5600	/	/
124	5620		
128	5640		
132	5660		
136	5680		
140	5700		
/	/		



UNII-3 SRD 5G 1.4MHz Bandwidth (5726.5MHz-5846.5MHz)							
Channel	Frequency (MHz)	Channel	Frequency (MHz)	Channel	Frequency (MHz)	Channel	Frequency (MHz)
1	5726.5	17	5758.5	33	5790.5	49	5822.5
2	5728.5	18	5760.5	34	5792.5	50	5824.5
3	5730.5	19	5762.5	35	5794.5	51	5826.5
4	5732.5	20	5764.5	36	5796.5	52	5828.5
5	5734.5	21	5766.5	37	5798.5	53	5830.5
6	5736.5	22	5768.5	38	5800.5	54	5832.5
7	5738.5	23	5770.5	39	5802.5	55	5834.5
8	5740.5	24	5772.5	40	5804.5	56	5836.5
9	5742.5	25	5774.5	41	5806.5	57	5838.5
10	5744.5	26	5776.5	42	5808.5	58	5840.5
11	5746.5	27	5778.5	43	5810.5	59	5842.5
12	5748.5	28	5780.5	44	5812.5	60	5844.5
13	5750.5	29	5782.5	45	5814.5	61	5846.5
14	5752.5	30	5784.5	46	5816.5	/	/
15	5754.5	31	5786.5	47	5818.5	/	/
16	5756.5	32	5788.5	48	5820.5	/	/

UNII-3 SRD 5G 1.4MHz Bandwidth-CA Mode(5728.12MHz-5848.12MHz)							
Channel	Frequency (MHz)	Channel	Frequency (MHz)	Channel	Frequency (MHz)	Channel	Frequency (MHz)
1	5728.12	17	5760.12	33	5792.12	49	5824.12
2	5730.12	18	5762.12	34	5794.12	50	5826.12
3	5732.12	19	5764.12	35	5796.12	51	5828.12
4	5734.12	20	5766.12	36	5798.12	52	5830.12
5	5736.12	21	5768.12	37	5800.12	53	5832.12
6	5738.12	22	5770.12	38	5802.12	54	5834.12
7	5740.12	23	5772.12	39	5804.12	55	5836.12
8	5742.12	24	5774.12	40	5806.12	56	5838.12
9	5744.12	25	5776.12	41	5808.12	57	5840.12
10	5746.12	26	5778.12	42	5810.12	58	5842.12
11	5748.12	27	5780.12	43	5812.12	59	5844.12
12	5750.12	28	5782.12	44	5814.12	60	5846.12
13	5752.12	29	5784.12	45	5816.12	61	5848.12
14	5754.12	30	5786.12	46	5818.12	/	/
15	5756.12	31	5788.12	47	5820.12	/	/
16	5758.12	32	5790.12	48	5822.12	/	/



UNII-3 SRD 5G 3MHz Bandwidth Mode(5727.5MHz-5844.5MHz)							
Channel	Frequency (MHz)	Channel	Frequency (MHz)	Channel	Frequency (MHz)	Channel	Frequency (MHz)
1	5727.5	11	5757.5	21	5787.5	31	5817.5
2	5730.5	12	5760.5	22	5790.5	32	5820.5
3	5733.5	13	5763.5	23	5793.5	33	5823.5
4	5736.5	14	5766.5	24	5796.5	34	5826.5
5	5739.5	15	5769.5	25	5799.5	35	5829.5
6	5742.5	16	5772.5	26	5802.5	36	5832.5
7	5745.5	17	5775.5	27	5805.5	37	5835.5
8	5748.5	18	5778.5	28	5808.5	38	5838.5
9	5751.5	19	5781.5	29	5811.5	39	5841.5
10	5754.5	20	5784.5	30	5814.5	40	5844.5

UNII-3 SRD 5G 3MHz Bandwidth-CA Mode(5730.2MHz-5847.2MHz)							
Channel	Frequency (MHz)	Channel	Frequency (MHz)	Channel	Frequency (MHz)	Channel	Frequency (MHz)
1	5730.2	11	5760.2	21	5790.2	31	5820.2
2	5733.2	12	5763.2	22	5793.2	32	5823.2
3	5736.2	13	5766.2	23	5796.2	33	5826.2
4	5739.2	14	5769.2	24	5799.2	34	5829.2
5	5742.2	15	5772.2	25	5802.2	35	5832.2
6	5745.2	16	5775.2	26	5805.2	36	5835.2
7	5748.2	17	5778.2	27	5808.2	37	5838.2
8	5751.2	18	5781.2	28	5811.2	38	5841.2
9	5754.2	19	5784.2	29	5814.2	39	5844.2
10	5757.2	20	5787.2	30	5817.2	40	5847.2

UNII-3 SRD 5G 10MHz Bandwidth (5730.5MHz-5844.5MHz)							
Channel	Frequency (MHz)	Channel	Frequency (MHz)	Channel	Frequency (MHz)	Channel	Frequency (MHz)
1	5730.5	30	5759.5	59	5788.5	88	5817.5
2	5731.5	31	5760.5	60	5789.5	89	5818.5
3	5732.5	32	5761.5	61	5790.5	90	5819.5
4	5733.5	33	5762.5	62	5791.5	91	5820.5
5	5734.5	34	5763.5	63	5792.5	92	5821.5
6	5735.5	35	5764.5	64	5793.5	93	5822.5
7	5736.5	36	5765.5	65	5794.5	94	5823.5
8	5737.5	37	5766.5	66	5795.5	95	5824.5
9	5738.5	38	5767.5	67	5796.5	96	5825.5
10	5739.5	39	5768.5	68	5797.5	97	5826.5



11	5740.5	40	5769.5	69	5798.5	98	5827.5
12	5741.5	41	5770.5	70	5799.5	99	5828.5
13	5742.5	42	5771.5	71	5800.5	100	5829.5
14	5743.5	43	5772.5	72	5801.5	101	5830.5
15	5744.5	44	5773.5	73	5802.5	102	5831.5
16	5745.5	45	5774.5	74	5803.5	103	5832.5
17	5746.5	46	5775.5	75	5804.5	104	5833.5
18	5747.5	47	5776.5	76	5805.5	105	5834.5
19	5748.5	48	5777.5	77	5806.5	106	5835.5
20	5749.5	49	5778.5	78	5807.5	107	5836.5
21	5750.5	50	5779.5	79	5808.5	108	5837.5
22	5751.5	51	5780.5	80	5809.5	109	5838.5
23	5752.5	52	5781.5	81	5810.5	110	5839.5
24	5753.5	53	5782.5	82	5811.5	111	5840.5
25	5754.5	54	5783.5	83	5812.5	112	5841.5
26	5755.5	55	5784.5	84	5813.5	113	5842.5
27	5756.5	56	5785.5	85	5814.5	114	5843.5
28	5757.5	57	5786.5	86	5815.5	115	5844.5
29	5758.5	58	5787.5	87	5816.5	/	/

UNII-3 SRD 5G 20MHz Bandwidth (5735.5MHz-5839.5MHz)							
Channel	Frequency (MHz)	Channel	Frequency (MHz)	Channel	Frequency (MHz)	Channel	Frequency (MHz)
1	5735.5	28	5762.5	55	5789.5	82	5816.5
2	5736.5	29	5763.5	56	5790.5	83	5817.5
3	5737.5	30	5764.5	57	5791.5	84	5818.5
4	5738.5	31	5765.5	58	5792.5	85	5819.5
5	5739.5	32	5766.5	59	5793.5	86	5820.5
6	5740.5	33	5767.5	60	5794.5	87	5821.5
7	5741.5	34	5768.5	61	5795.5	88	5822.5
8	5742.5	35	5769.5	62	5796.5	89	5823.5
9	5743.5	36	5770.5	63	5797.5	90	5824.5
10	5744.5	37	5771.5	64	5798.5	91	5825.5
11	5745.5	38	5772.5	65	5799.5	92	5826.5
12	5746.5	39	5773.5	66	5800.5	93	5827.5
13	5747.5	40	5774.5	67	5801.5	94	5828.5
14	5748.5	41	5775.5	68	5802.5	95	5829.5
15	5749.5	42	5776.5	69	5803.5	96	5830.5
16	5750.5	43	5777.5	70	5804.5	97	5831.5

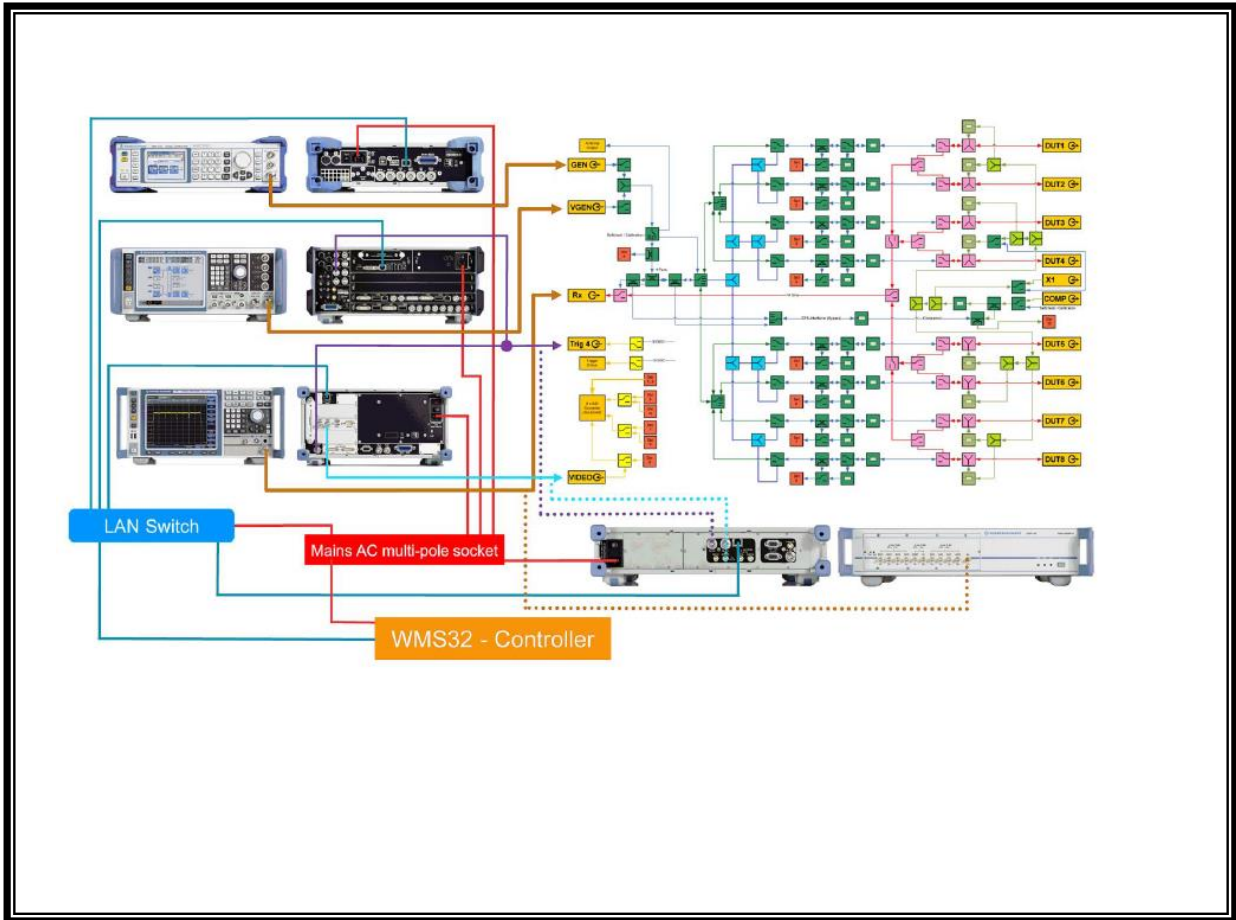


17	5751.5	44	5778.5	71	5805.5	98	5832.5
18	5752.5	45	5779.5	72	5806.5	99	5833.5
19	5753.5	46	5780.5	73	5807.5	100	5834.5
20	5754.5	47	5781.5	74	5808.5	101	5835.5
21	5755.5	48	5782.5	75	5809.5	102	5836.5
22	5756.5	49	5783.5	76	5810.5	103	5837.5
23	5757.5	50	5784.5	77	5811.5	104	5838.5
24	5758.5	51	5785.5	78	5812.5	105	5839.5
25	5759.5	52	5786.5	79	5813.5	/	/
26	5760.5	53	5787.5	80	5814.5	/	/
27	5761.5	54	5788.5	81	5815.5	/	/

UNII-3 SRD 5G 40MHz Bandwidth (5745.5MHz-5829.5MHz)							
Channel	Frequency (MHz)	Channel	Frequency (MHz)	Channel	Frequency (MHz)	Channel	Frequency (MHz)
1	5745.5	23	5767.5	45	5789.5	67	5811.5
2	5746.5	24	5768.5	46	5790.5	68	5812.5
3	5747.5	25	5769.5	47	5791.5	69	5813.5
4	5748.5	26	5770.5	48	5792.5	70	5814.5
5	5749.5	27	5771.5	49	5793.5	71	5815.5
6	5750.5	28	5772.5	50	5794.5	72	5816.5
7	5751.5	29	5773.5	51	5795.5	73	5817.5
8	5752.5	30	5774.5	52	5796.5	74	5818.5
9	5753.5	31	5775.5	53	5797.5	75	5819.5
10	5754.5	32	5776.5	54	5798.5	76	5820.5
11	5755.5	33	5777.5	55	5799.5	77	5821.5
12	5756.5	34	5778.5	56	5800.5	78	5822.5
13	5757.5	35	5779.5	57	5801.5	79	5823.5
14	5758.5	36	5780.5	58	5802.5	80	5824.5
15	5759.5	37	5781.5	59	5803.5	81	5825.5
16	5760.5	38	5782.5	60	5804.5	82	5826.5
17	5761.5	39	5783.5	61	5805.5	83	5827.5
18	5762.5	40	5784.5	62	5806.5	84	5828.5
19	5763.5	41	5785.5	63	5807.5	85	5829.5
20	5764.5	42	5786.5	64	5808.5	/	/
21	5765.5	43	5787.5	65	5809.5	/	/
22	5766.5	44	5788.5	66	5810.5	/	/

5.3. TEST SYSTEM CONFIGURATION

R&S TS 8997 Test System





5.4. TEST ENVIRONMENT

Environment Parameter	Selected Values During Tests	
Relative Humidity	35 ~ 65%	
Atmospheric Pressure:	1025Pa	
Temperature	TN	23 ~ 28°C
Voltage:	VL	/
	VN	DC 6.8V
	VH	/

Note: VL= Lower Extreme Test Voltage
VN= Nominal Voltage
VH= Upper Extreme Test Voltage
TN= Normal Temperature

5.5. DESCRIPTION OF AVAILABLE ANTENNAS

Antenna No.	Frequency (MHz)	Antenna Type	Max Antenna Gain (dBi)
0	5150~5725	Dipole antenna	2.5
	5725~5850	Dipole antenna	3
1	5150~5725	Dipole antenna	2.5
	5725~5850	Dipole antenna	3
2	5150~5725	Dipole antenna	2.5
	5725~5850	Dipole antenna	3
3	5150~5725	Dipole antenna	2.5
	5725~5850	Dipole antenna	3

The EUT support Cyclic Shift Diversity(CDD) mode.

MIMO output power port and MIMO PSD port summing was performed in accordance with KDB 662911 D01. For the CDD results the Directional Gain was calculated in accordance with the following method.

For output power measurements:

Directional gain= $G_{ANT} + \text{Array Gain} = 2.5 \text{ dBi}$ (for 5150~5725MHz) or 3 dBi (for 5725~5850MHz)

G_{ANT} : equal to the gain of the antenna having the highest gain

Array Gain = 0 dB (i.e., no array gain) for $N_{ANT} \leq 4$

For power spectral density (PSD) measurements:

Directional gain= $G_{ANT} + \text{Array Gain} = 5.51 \text{ dBi}$ (for 5150~5725MHz) or 6.01 dBi (for 5725~5850MHz)

Array Gain = $10 \log (N_{ANT}/N_{SS}) \text{ dB}$.

N_{ANT} : number of transmit antennas

N_{SS} : number of spatial streams, the worst case directional gain will occur when $N_{SS} = 1$

Note: The value of the antenna gain was declared by customer.

Test Mode	Transmit and Receive Mode	Description
1.4MHz Mode	<input checked="" type="checkbox"/> 2TX, 4RX	ANT 0,1, 2,3 can be used as transmitting and receiving antenna.
1.4MHz-CA Mode	<input checked="" type="checkbox"/> 2TX, 4RX	ANT 0,1, 2,3 can be used as transmitting and receiving antenna.
3MHz Mode	<input checked="" type="checkbox"/> 2TX, 4RX	ANT 0,1, 2,3 can be used as transmitting and receiving antenna.
3MHz-CA Mode	<input checked="" type="checkbox"/> 2TX, 4RX	ANT 0,1, 2,3 can be used as transmitting and receiving antenna.
10MHz Mode	<input checked="" type="checkbox"/> 2TX, 4RX	ANT 0,1, 2,3 can be used as transmitting and receiving antenna.
20MHz Mode	<input checked="" type="checkbox"/> 2TX, 4RX	ANT 0,1, 2,3 can be used as transmitting and receiving antenna.
40MHz Mode	<input checked="" type="checkbox"/> 2TX, 4RX	ANT 0,1, 2,3 can be used as transmitting and receiving antenna.

Note: The EUT only support 2TX4RX mode, and Only 4 TX models as ANT 0&1/ANT 0&3/ANT 2&1/ANT 2&3 were used.

**5.6. MEASURING INSTRUMENT AND SOFTWARE USED**

R&S TS 8997 Test System						
Used	Equipment	Manufacturer	Model No.	Serial No.	Last Cal.	Due. Date
<input checked="" type="checkbox"/>	Power sensor, Power Meter	R&S	OSP-157w/x	100921	Mar.23,2021	Mar.22,2022
<input checked="" type="checkbox"/>	Vector Signal Generator	R&S	SMBV100A	261637	Nov.20,2020	Nov.19,2021
<input checked="" type="checkbox"/>	Signal Generator	R&S	SMB100A	178553	Nov.20,2020	Nov.19,2021
<input checked="" type="checkbox"/>	Signal Analyzer	R&S	FSV40	A1512015	Nov.20,2020	Nov.19,2021
Software						
Used	Description	Manufacturer	Name		Version	
<input checked="" type="checkbox"/>	For R&S TS 8997 Test System	Rohde & Schwarz	R&S EMC 32		V10.40.10	
Other instruments						
Used	Equipment	Manufacturer	Model No.	Serial No.	Last Cal.	Due. Date
<input checked="" type="checkbox"/>	Spectrum Analyzer	Keysight	N9030A	MY55410512	Nov. 20, 2020	Nov. 19, 2021

6. DYNAMIC FREQUENCY SELECTION

6.1. APPLICABILITY OF DFS REQUIREMENTS

Table 1: Applicability of DFS Requirements Prior to Use of a Channel

Requirement	Operational Mode		
	<input checked="" type="checkbox"/> Master	<input type="checkbox"/> Client Without Radar Detection	<input type="checkbox"/> Client With Radar Detection
Non-Occupancy Period	Yes	Not required	Yes
DFS Detection Threshold	Yes	Not required	Yes
Channel Availability Check Time	Yes	Not required	Not required
U-NII Detection Bandwidth	Yes	Not required	Yes

Table 2: Applicability of DFS requirements during normal operation

Requirement	Operational Mode	
	<input checked="" type="checkbox"/> Master Device or Client with Radar Detection	<input type="checkbox"/> Client Without Radar Detection
DFS Detection Threshold	Yes	Not required
Channel Closing Transmission Time	Yes	Yes
Channel Move Time	Yes	Yes
U-NII Detection Bandwidth	Yes	Not required

Additional requirements for devices with multiple bandwidth modes	<input checked="" type="checkbox"/> Master Device or Client with Radar Detection	<input type="checkbox"/> Client Without Radar Detection
U-NII Detection Bandwidth and Statistical Performance Check	All BW modes must be tested	Not required
Channel Move Time and Channel Closing Transmission Time	Test using widest BW mode available	Test using the widest BW mode available for the link
All other tests	Any single BW mode	Not required

Note: Frequencies selected for statistical performance check should include several frequencies within the radar detection bandwidth and frequencies near the edge of the radar detection bandwidth. For 802.11 devices it is suggested to select frequencies in each of the bonded 20 MHz channels and the channel center frequency.

6.2. LIMITS

(1) DFS Detection Thresholds

Table 3: DFS Detection Thresholds for Master Devices and Client Devices With Radar Detection

Maximum Transmit Power	Value (See Notes 1, 2, and 3)
EIRP \geq 200 milliwatt	-64 dBm
EIRP < 200 milliwatt and power spectral density < 10 dBm/MHz	-62 dBm
EIRP < 200 milliwatt that do not meet the power spectral density requirement	-64 dBm

Note 1: This is the level at the input of the receiver assuming a 0 dBi receive antenna.
 Note 2: Throughout these test procedures an additional 1 dB has been added to the amplitude of the test transmission waveforms to account for variations in measurement equipment. This will ensure that the test signal is at or above the detection threshold level to trigger a DFS response.
 Note3: EIRP is based on the highest antenna gain. For MIMO devices refer to KDB Publication 662911 D01.

(2) DFS Response Requirements

Table 4: DFS Response Requirement Values

Parameter	Value
Non-occupancy period	Minimum 30 minutes
Channel Availability Check Time	60 seconds
Channel Move Time	10 seconds See Note 1.
Channel Closing Transmission Time	200 milliseconds + an aggregate of 60 milliseconds over remaining 10 second period. See Notes 1 and 2.
U-NII Detection Bandwidth	Minimum 100% of the U-NII 99% transmission power bandwidth. See Note 3.

Note 1: Channel Move Time and the Channel Closing Transmission Time should be performed with Radar Type 0. The measurement timing begins at the end of the Radar Type 0 burst.
 Note 2: The Channel Closing Transmission Time is comprised of 200 milliseconds starting at the beginning of the Channel Move Time plus any additional intermittent control signals required facilitating a Channel move (an aggregate of 60 milliseconds) during the remainder of the 10 second period. The aggregate duration of control signals will not count quiet periods in between transmissions.
 Note 3: During the U-NII Detection Bandwidth detection test, radar type 0 should be used. For each frequency step the minimum percentage of detection is 90 percent. Measurements are performed with no data traffic.

6.3. PARAMETERS OF RADAR TEST WAVEFORMS

This section provides the parameters for required test waveforms, minimum percentage of successful detections, and the minimum number of trials that must be used for determining DFS conformance. Step intervals of 0.1 microsecond for Pulse Width, 1 microsecond for PRI, 1 MHz for chirp width and 1 for the number of pulses will be utilized for the random determination of specific test waveforms.

Table 5 Short Pulse Radar Test Waveforms

Radar Type	Pulse Width (μsec)	PRI (μsec)	Number of Pulses	Minimum Percentage of Successful Detection	Minimum Number of Trials
0	1	1428	18	See Note 1	See Note 1
1	1	Test A	Roundup $\left\{ \left(\frac{1}{360} \right) \cdot \left(\frac{19 \cdot 10^6}{\text{PRI}_{\mu\text{sec}}} \right) \right\}$	60%	30
		Test B			
2	1-5	150-230	23-29	60%	30
3	6-10	200-500	16-18	60%	30
4	11-20	200-500	12-16	60%	30
Aggregate (Radar Types 1-4)				80%	120
Note 1: Short Pulse Radar Type 0 should be used for the detection bandwidth test, channel move time, and channel closing time tests. Test A: 15 unique PRI values randomly selected from the list of 23 PRI values in Table 5a Test B: 15 unique PRI values randomly selected within the range of 518-3066 μsec, with a minimum increment of 1 μsec, excluding PRI values selected in Test A					

A minimum of 30 unique waveforms are required for each of the Short Pulse Radar Types 2 through 4. If more than 30 waveforms are used for Short Pulse Radar Types 2 through 4, then each additional waveform must also be unique and not repeated from the previous waveforms. If more than 30 waveforms are used for Short Pulse Radar Type 1, then each additional waveform is generated with Test B and must also be unique and not repeated from the previous waveforms in Tests A or B. Test aggregate is average of the percentage of successful detections of short pulse radar types 1-4.

Long Pulse Radar Test Waveform

Radar Type	Pulse Width (μsec)	Chirp Width (MHz)	PRI (μsec)	Number of Pulses per Burst	Number of Bursts	Minimum Percentage of Successful Detection	Minimum Number of Trials
5	50-100	5-20	1000-2000	1-3	8-20	80%	30

The parameters for this waveform are randomly chosen. Thirty unique waveforms are required for the Long Pulse Radar Type waveforms. If more than 30 waveforms are used for the Long Pulse Radar Type waveforms, then each additional waveform must also be unique and not repeated from the previous waveforms.

Frequency Hopping Radar Test Waveform

Radar Type	Pulse Width (μsec)	Chirp Width (MHz)	PRI (μsec)	Number of Pulses per Burst	Number of Bursts	Minimum Percentage of Successful Detection	Minimum Number of Trials
6	1	333	9	0.333	300	70%	30

For the Frequency Hopping Radar Type, the same Burst parameters are used for each waveform. The hopping sequence is different for each waveform and a 100-length segment is selected from the hopping sequence defined by the following algorithm: 4.

The first frequency in a hopping sequence is selected randomly from the group of 475 integer frequencies from 5250 – 5724MHz. Next, the frequency that was just chosen is removed from the group and a frequency is randomly selected from the remaining 474 frequencies in the group. This process continues until all 475 frequencies are chosen for the set. For selection of a random frequency, the frequencies remaining within the group are always treated as equally likely.

6.4. TEST SETUP

Setup for Master with injection at the Master.

7.2.1 Setup for Master with injection at the Master

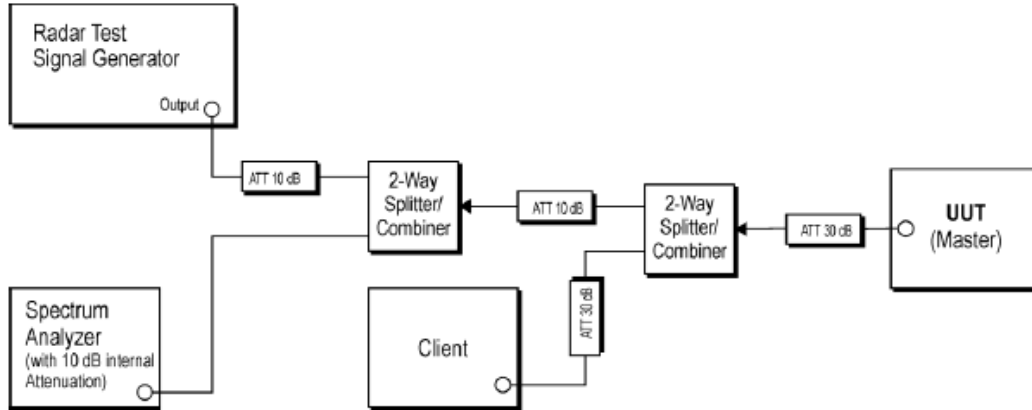


Figure 2: Example Conducted Setup where UUT is a Master and Radar Test Waveforms are injected into the Master

6.5. TEST PROCEDURE

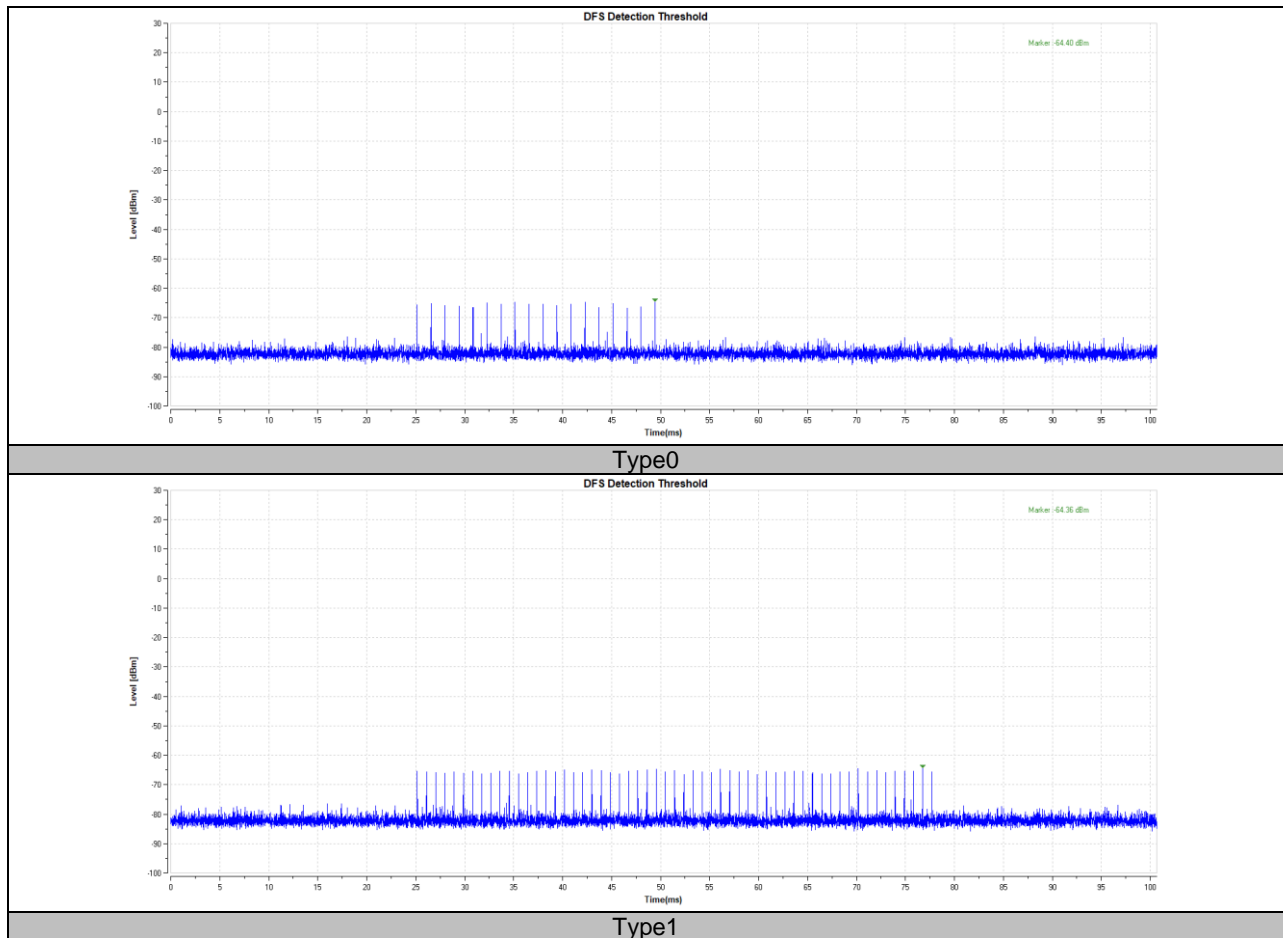
Please refer to KDB 905462 D02 UNII DFS Compliance Procedures New Rules v02 Clause 7.8.

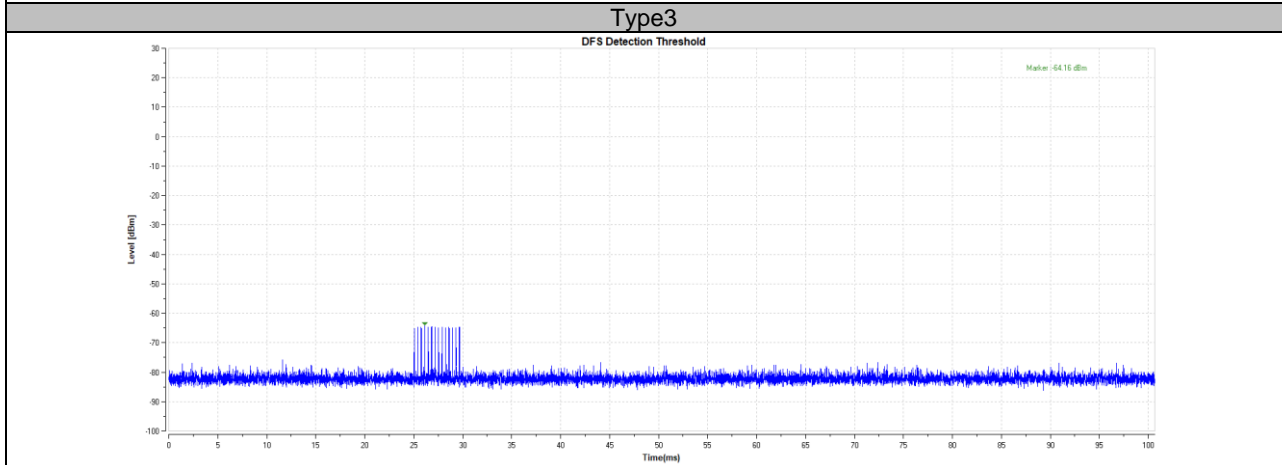
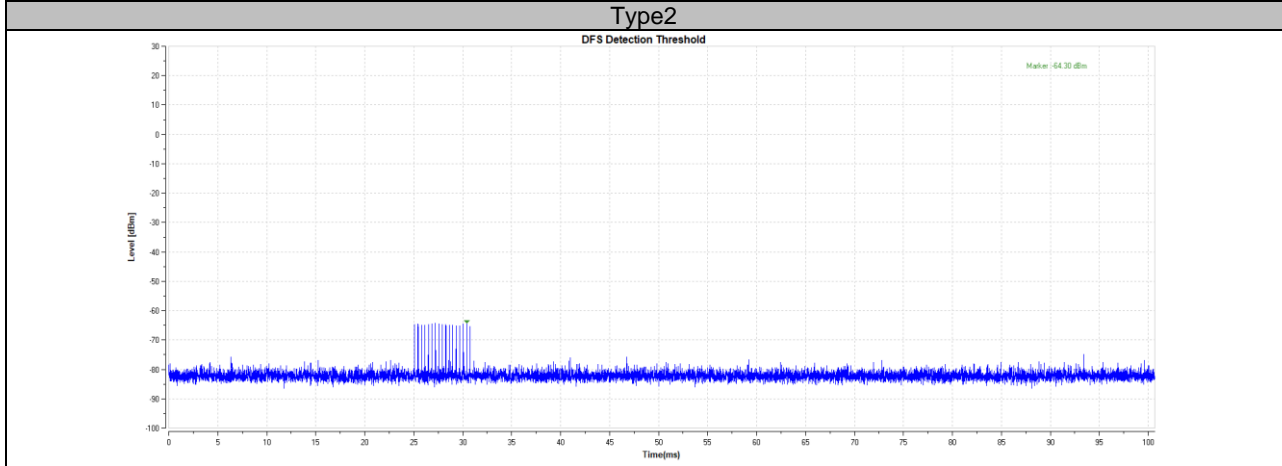
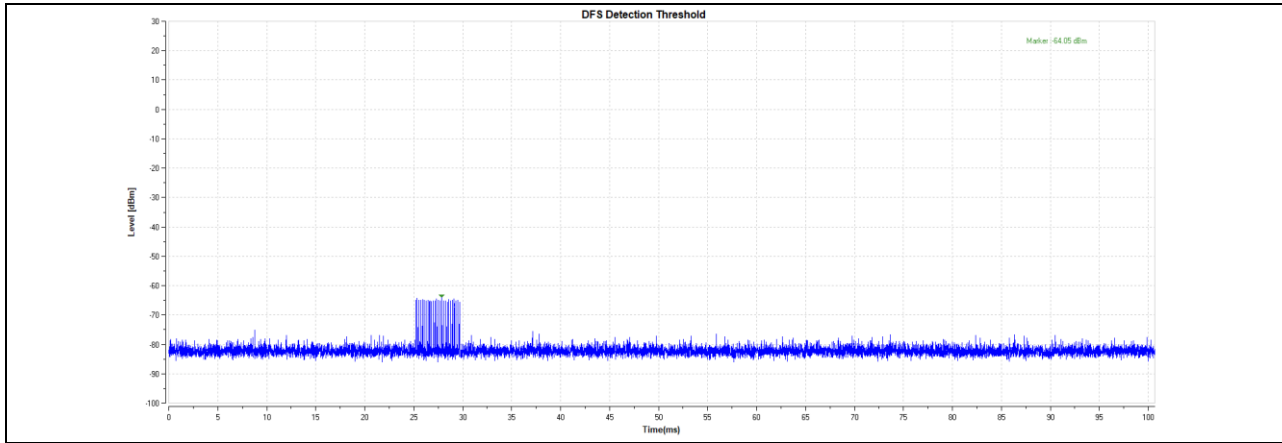
6.6. TEST RESULT

6.6.1. DFS DETECTION THRESHOLD

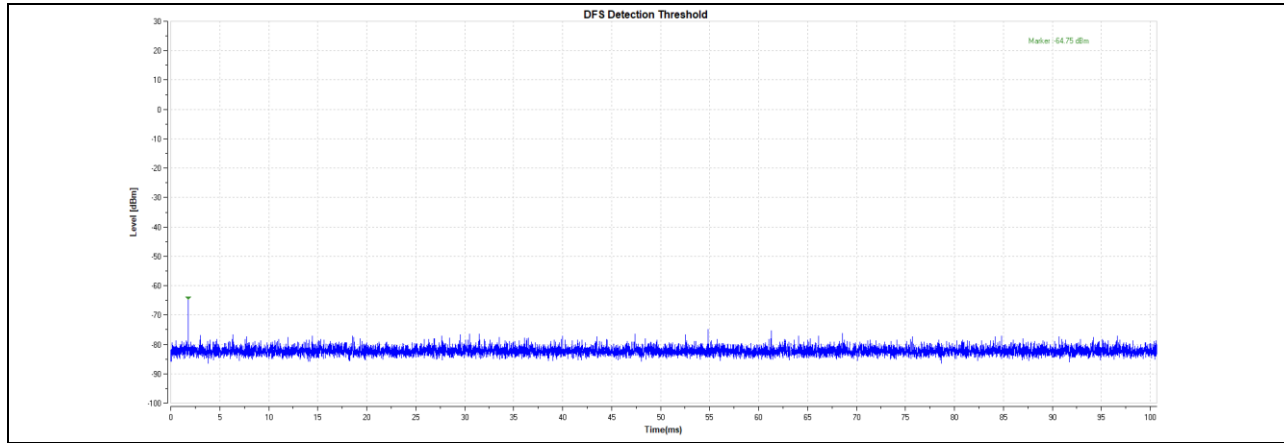
DFS Threshold Level		
DFS Threshold Level Value	Limit	Result
-62dBm	$\leq -62\text{dBm}$	Pass

Note: Manufacturer statement confirming that information regarding the parameters of the detected Radar Waveforms is not available to the end user.

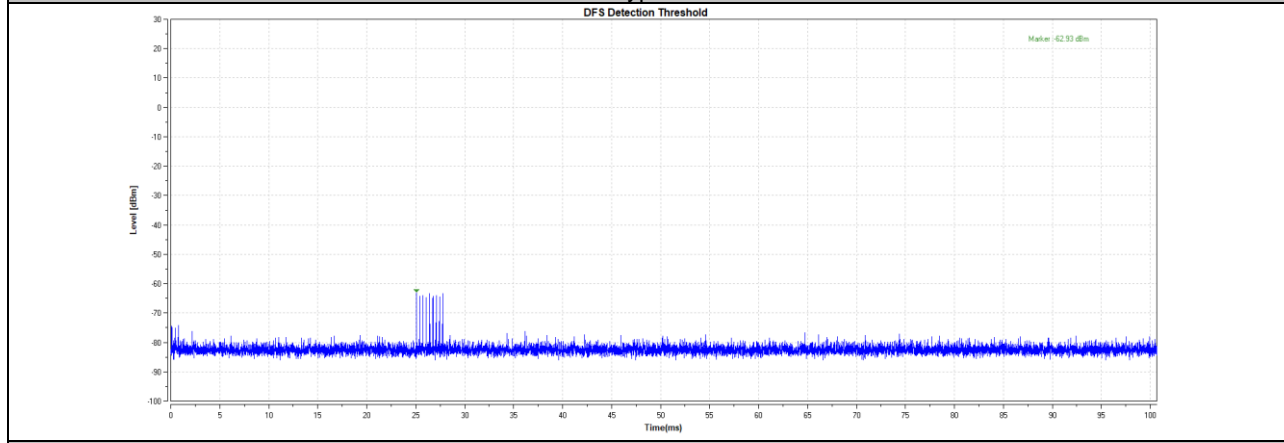




Type4



Type5



Type6

6.6.2. DFS U-NII DETECTION BANDWIDTH

DFS U-NII Detection Bandwidth (5500 MHz; 20 MHz)

Test according to FCC title 47 part 15 §15.407(h), KDB 905462 D02 U-NII DFS Compliance Procedures New Rules v02

Measurement Summary

DUT Frequency (MHz)	Radar Type No.	Measured Detection Bandwidth (MHz)	99% Transmission power Bandwidth (MHz)	Overall Result	Overall Comment
5500.000000	0	22.000000	17.900000	PASS	

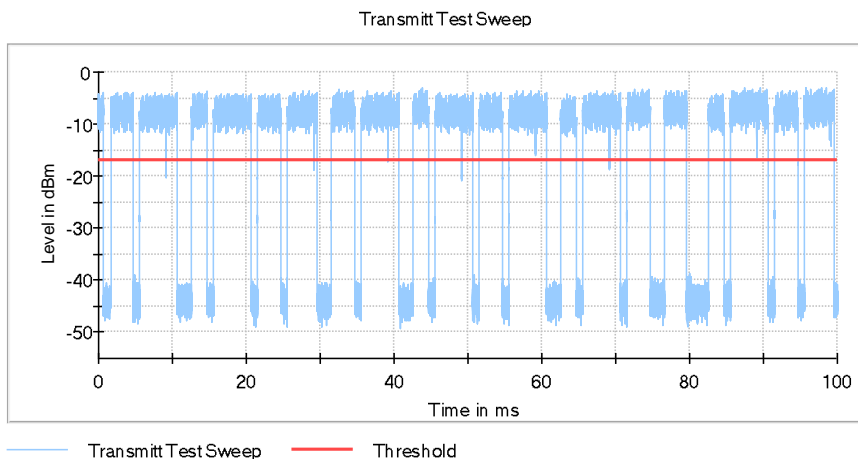
Detection Bandwidth Detailed Results

Check Frequency (MHz)	Detection count	Percentage of Detection	Minimum Limit	Single Measurement Result	Single Measurement Comment
5485.000000	0 of 10	0 %	90%	NA	
5488.000000	0 of 10	0 %	90%	NA	
5489.000000	10 of 10	100 %	90%	PASS	Lower Limit
5490.000000	10 of 10	100 %	90%	PASS	
5495.000000	10 of 10	100 %	90%	PASS	
5500.000000	10 of 10	100 %	90%	PASS	
5505.000000	10 of 10	100 %	90%	PASS	
5510.000000	10 of 10	100 %	90%	PASS	
5511.000000	10 of 10	100 %	90%	PASS	Upper Limit
5512.000000	0 of 10	0 %	90%	NA	
5515.000000	0 of 10	0 %	90%	NA	

Note: The NA means no radar waves have been detected.

Transmitting test channel loading results

DUT Frequency (MHz)	Tx-Test Duty Cycle (%)	Tx-Test Result	Tx-Test Comment
5500.000000	74.003	PASS	



Note: All the DFS tests use the same transmission channel loading in the same test channel.

DFS U-NII Detection Bandwidth (5510 MHz; 40 MHz)

Test according to FCC title 47 part 15 §15.407(h), KDB 905462 D02 U-NII DFS Compliance Procedures New Rules v02

Measurement Summary

DUT Frequency (MHz)	Radar Type No.	Measured Detection Bandwidth (MHz)	99% Transmission power Bandwidth (MHz)	Overall Result	Overall Comment
5510.000000	0	46.000000	35.600000	PASS	

Detection Bandwidth Detailed Results

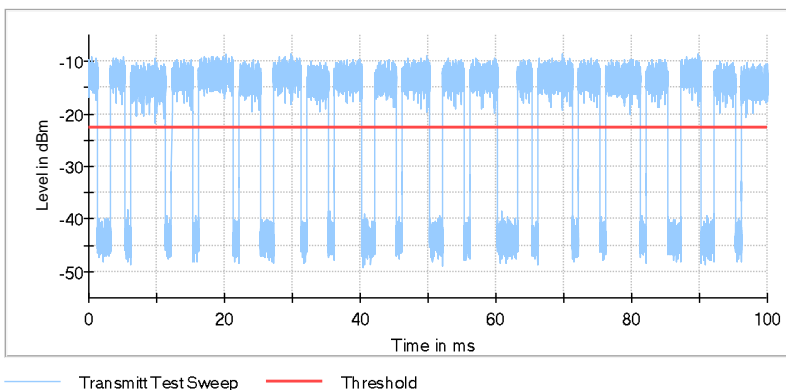
Check Frequency (MHz)	Detection count	Percentage of Detection	Minimum Limit	Single Measurement Result	Single Measurement Comment
5485.000000	0 of 10	0 %	90%	NA	
5486.000000	0 of 10	0 %	90%	NA	
5487.000000	10 of 10	100 %	90%	PASS	Lower Limit
5488.000000	10 of 10	100 %	90%	PASS	
5489.000000	9 of 10	90 %	90%	PASS	
5490.000000	10 of 10	100 %	90%	PASS	
5495.000000	10 of 10	100 %	90%	PASS	
5500.000000	10 of 10	100 %	90%	PASS	
5505.000000	10 of 10	100 %	90%	PASS	
5510.000000	10 of 10	100 %	90%	PASS	
5515.000000	10 of 10	100 %	90%	PASS	
5520.000000	10 of 10	100 %	90%	PASS	
5525.000000	10 of 10	100 %	90%	PASS	
5530.000000	10 of 10	100 %	90%	PASS	
5531.000000	10 of 10	100 %	90%	PASS	
5532.000000	10 of 10	100 %	90%	PASS	
5533.000000	10 of 10	100 %	90%	PASS	Upper Limit
5534.000000	0 of 10	0 %	90%	NA	
5535.000000	0 of 10	0 %	90%	NA	

Note: The NA means no radar waves have been detected.

Transmitting test channel loading results

DUT Frequency (MHz)	Tx-Test Duty Cycle (%)	Tx-Test Result	Tx-Test Comment
5510.000000	73.717	PASS	

Transmitt Test Sweep



Note: All the DFS tests use the same transmission channel loading in the same test channel.

6.6.3. DFS CHANNEL AVAILABILITY CHECK

DFS Channel Availability Check (5500 MHz; 20 MHz)

Test according to FCC title 47 part 15 §15.407(h), KDB 905462 D02 U-NII DFS Compliance Procedures New Rules v02

Measurement Summary

DUT Frequency (MHz)	Radar Waveform Filename used	CAC Type	Overall Result	Overall Comment
5500.000000	FCC15407_2014-Type0-18.wv	Begin of CAC Phase	PASS	
5500.000000	FCC15407_2014-Type0-18.wv	End of CAC Phase	PASS	

Measurement Detailed Results

DUT Frequency (MHz)	Radar Type No.	CAC Type	Measured Startup time (s)	Configured Startup time (s)
5500.000000	0	Begin of CAC Phase	---	77.900
5500.000000	0	Begin of CAC Phase	---	77.900
5500.000000	0	End of CAC Phase	---	77.900
5500.000000	0	End of CAC Phase	---	77.900

(continuation of the "Measurement Detailed Results" table from column 5 ...)

DUT Frequency (MHz)	Kind of Measurement	Time of Tx Start (s)	Limit (s)	Result
5500.000000	Before Radar Injection	0.000	0.00	PASS
5500.000000	After Radar Injection	>150.0	>150.0	PASS
5500.000000	Before Radar Injection	0.000	0.00	PASS
5500.000000	After Radar Injection	>150.0	>150.0	PASS

(continuation of the "Measurement Detailed Results" table from column 9 ...)

DUT Frequency (MHz)	Comment
5500.000000	No emissions detected; OK
5500.000000	Limit is acquisition time after radar burst. See Note 1.
5500.000000	No emissions detected; OK
5500.000000	Limit is acquisition time after radar burst. See Note 1.

Radar Pulse verification Summary

Radar Type No.	No. of Pulses	Required No. of Pulses	Min. Pulsewidth (μs)	Max. Pulsewidth (μs)	Required Pulsewidth (μs)	Measured Min. PRI (μs)
0	18	18	0.900	0.900	1.0	1427.900

(continuation of the "Radar Pulse verification Summary" table from column 7 ...)

Radar Type No.	Measured Max. PRI (μs)	Required PRI (μs)	Result	Comment
0	1428.000	1428	PASS	See Note 3.

**Radar Pulse verification detail (Begin of CAC Phase)**

Radar Type No.	Pulse No.	Pulsewidth (μ s)	Required Pulsewidth (s)
0	1	0.900	1.000
0	2	0.900	1.000
0	3	0.900	1.000
0	4	0.900	1.000
0	5	0.900	1.000
0	6	0.900	1.000
0	7	0.900	1.000
0	8	0.900	1.000
0	9	0.900	1.000
0	10	0.900	1.000
0	11	0.900	1.000
0	12	0.900	1.000
0	13	0.900	1.000
0	14	0.900	1.000
0	15	0.800	1.000
0	16	0.900	1.000
0	17	0.900	1.000
0	18	0.900	1.000

Radar Pulse verification detail (End of CAC Phase)

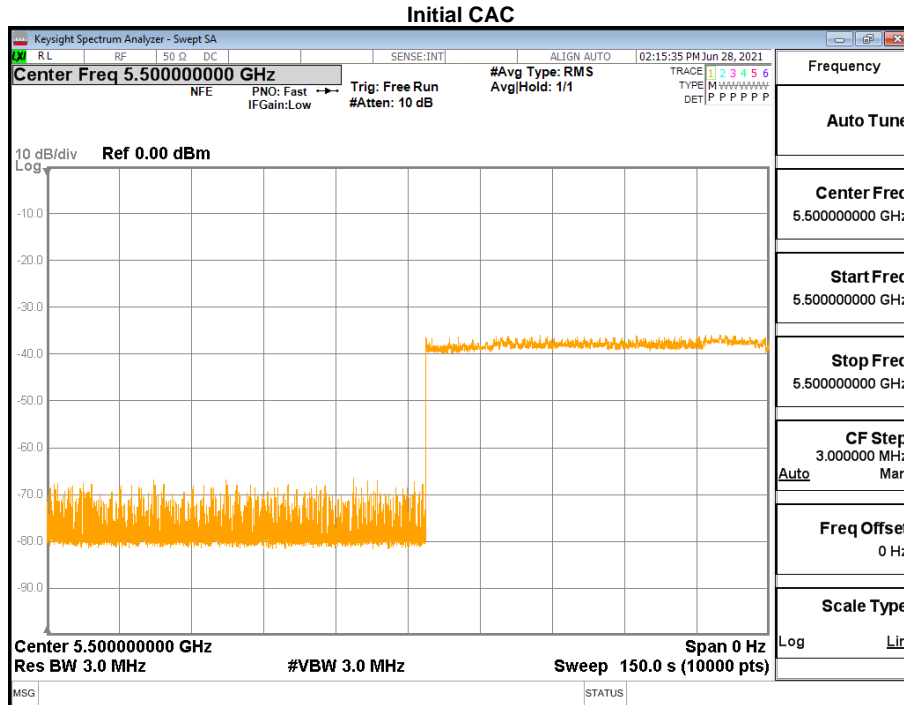
Radar Type No.	Pulse No.	Pulsewidth (μ s)	Required Pulsewidth (s)
0	1	0.900	1.000
0	2	0.900	1.000
0	3	0.900	1.000
0	4	0.900	1.000
0	5	0.900	1.000
0	6	0.900	1.000
0	7	0.900	1.000
0	8	0.900	1.000
0	9	0.900	1.000
0	10	0.900	1.000
0	11	0.900	1.000
0	12	0.900	1.000
0	13	0.900	1.000
0	14	0.900	1.000
0	15	0.900	1.000
0	16	0.900	1.000
0	17	0.900	1.000
0	18	0.900	1.000

Radar level verification

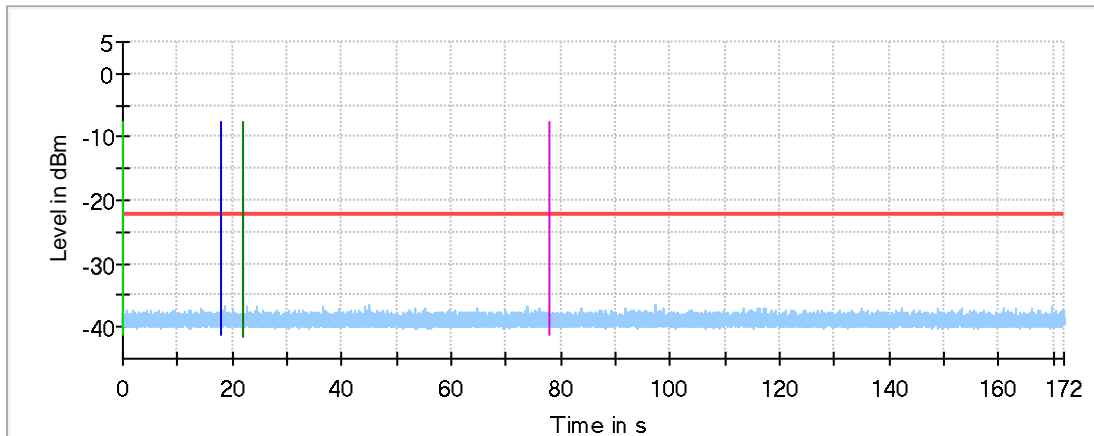
Description / Formula	Value	Unit
IF({DFS Mode(0/1/2)}=0)or({DFS Mode(0/1/2)}=1) , IF((dBm2W({Nominal Power[dBm]})>0.2) , -64 , IF({Configured PSD[dBm]}<10) , -62 , -64))+ {Attenuation Vector Generator to DUT[dB]} , -50+ {Attenuation Vector Generator to COMP[dB]}+ {Radar Signal Level Offset[dB]}	Given setting / formula to calculate Vector Generator level	--
Configured DUT EIRP:	NA	mW
Configured DUT PSD:	NA	dBm/MHz
Requirement of the Detection threshold value for this given values acc. to FCC clause 5.2 / Table 3	-62	dBm
Vector Generator level setting	-0.88	dBm
Configured overall pathloss from Vector Generator RF out to DUT connector of 'DUT to OSP'-cable	60.12	dB
Given additional level added to the amplitude of the waveform to account for variations in measurement equipment acc. to FCC clause 5.2 / Table 3 / Note 2	1.00	dB
This results in the following radar signal level at the DUT	-61.00	dBm

Additional Information

Note	Description
Note 1:	Sweep of Analyser and Radar pulse waveform are triggered at the same time. Therefore, the radar pulses maybe can be seen at the trigger point of the trace. Analysis of the Sweeps excludes the covered time for the radar pulses.
Note 2:	The radar signal is simultaneously evaluated as the analyser sweep after radar injection.
Note 3:	Measurement uncertainty due to sampling rate of 10MHz is 200ns (2 samples)
Note 4:	If user defined waveform is configured (myARB.wv) then no additional limits are available and measured values can not be checked.

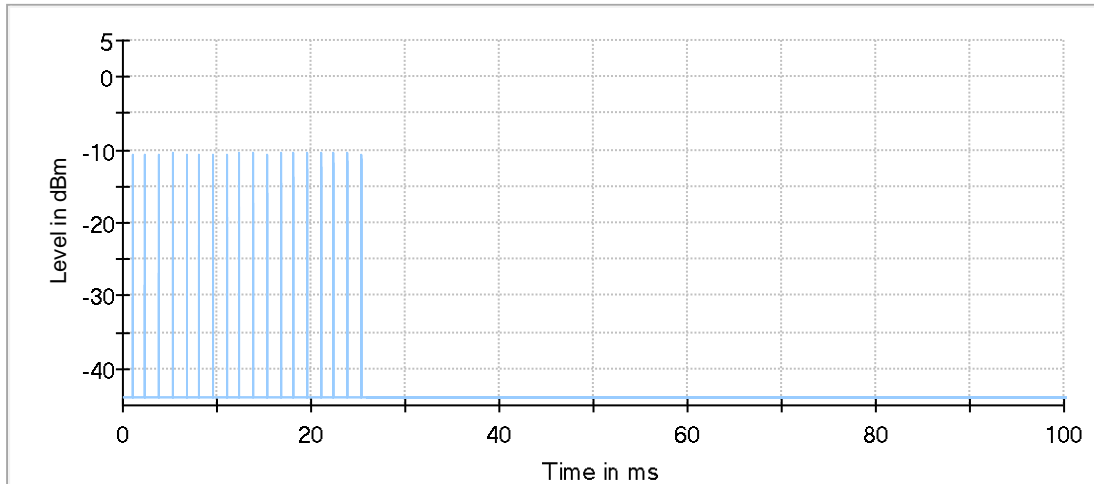


Measurement Beginning of CAC



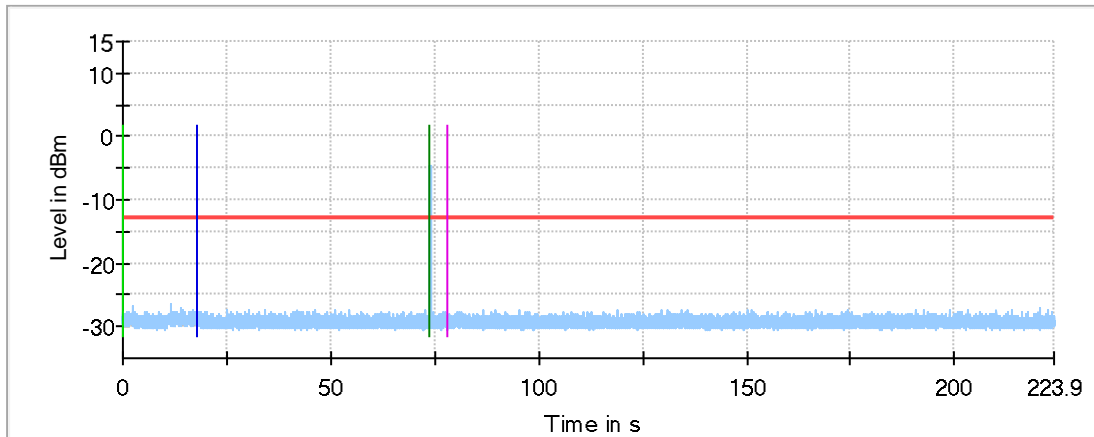
- Measurement Beginning of CAC
- DUT powerup
- Threshold
- Begin of CAC phase
- Triquer (window at the beginning)
- End of CAC phase

Beginning of CAC; Radar Pulses



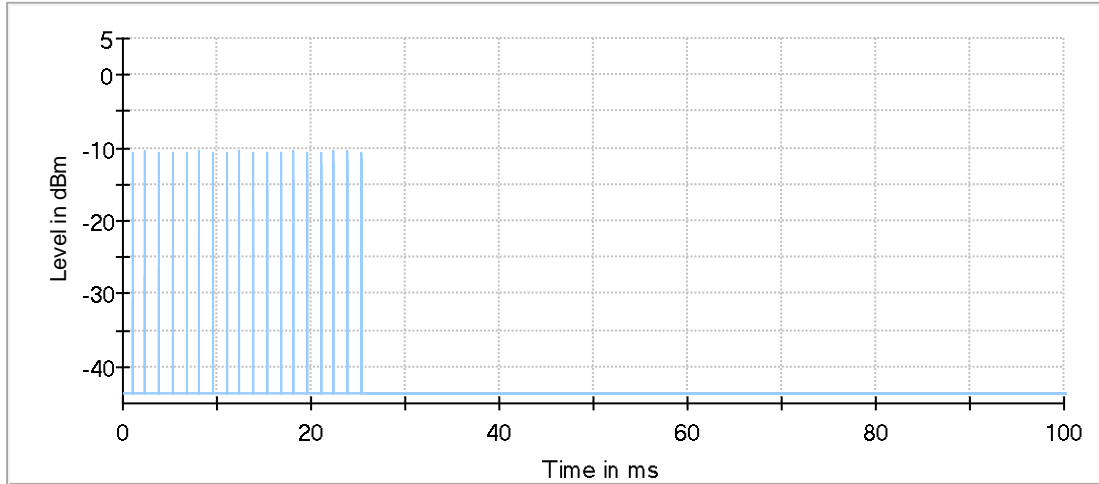
— Beginning of CAC; Radar Pulses — Beginning of CAC; Radar Pulses

Measurement End of CAC



— Measurement End of CAC — Threshold
 — DUT powerup — Begin of CAC phase
 — Triqger (window at the end) — End of CAC phase

End of CAC; Radar Pulses



— End of CAC; Radar Pulses — End of CAC; Radar Pulses



DFS Channel Availability Check (5510 MHz; 40 MHz)

Test according to FCC title 47 part 15 §15.407(h), KDB 905462 D02 U-NII DFS Compliance Procedures New Rules v02

Measurement Summary

DUT Frequency (MHz)	Radar Waveform Filename used	CAC Type	Overall Result	Overall Comment
5510.000000	FCC15407_2014-Type0-18.wv	Begin of CAC Phase	PASS	
5510.000000	FCC15407_2014-Type0-18.wv	End of CAC Phase	PASS	

Measurement Detailed Results

DUT Frequency (MHz)	Radar Type No.	CAC Type	Measured Startup time (s)	Configured Startup time (s)
5510.000000	0	Begin of CAC Phase	---	79.130
5510.000000	0	Begin of CAC Phase	---	79.130
5510.000000	0	End of CAC Phase	---	79.130
5510.000000	0	End of CAC Phase	---	79.130

(continuation of the "Measurement Detailed Results" table from column 5 ...)

DUT Frequency (MHz)	Kind of Measurement	Time of Tx Start (s)	Limit (s)	Result
5510.000000	Before Radar Injection	0.000	0.00	PASS
5510.000000	After Radar Injection	>150.0	>150.0	PASS
5510.000000	Before Radar Injection	0.000	0.00	PASS
5510.000000	After Radar Injection	>150.0	>150.0	PASS

(continuation of the "Measurement Detailed Results" table from column 9 ...)

DUT Frequency (MHz)	Comment
5510.000000	No emissions detected; OK
5510.000000	Limit is acquisition time after radar burst. See Note 1.
5510.000000	No emissions detected; OK
5510.000000	Limit is acquisition time after radar burst. See Note 1.

Radar Pulse verification Summary

Radar Type No.	No. of Pulses	Required No. of Pulses	Min. Pulsewidth (µs)	Max. Pulsewidth (µs)	Required Pulsewidth (µs)	Measured Min. PRI (µs)
0	18	18	0.900	0.900	1.0	1427.900

(continuation of the "Radar Pulse verification Summary" table from column 7 ...)

Radar Type No.	Measured Max. PRI (µs)	Required PRI (µs)	Result	Comment
0	1428.000	1428	PASS	See Note 3.

**Radar Pulse verification detail (Begin of CAC Phase)**

Radar Type No.	Pulse No.	Pulsewidth (μ s)	Required Pulsewidth (s)
0	1	0.900	1.000
0	2	0.900	1.000
0	3	0.900	1.000
0	4	0.900	1.000
0	5	0.900	1.000
0	6	0.900	1.000
0	7	0.900	1.000
0	8	0.900	1.000
0	9	0.900	1.000
0	10	0.900	1.000
0	11	0.900	1.000
0	12	0.900	1.000
0	13	0.900	1.000
0	14	0.900	1.000
0	15	0.800	1.000
0	16	0.900	1.000
0	17	0.900	1.000
0	18	0.900	1.000

Radar Pulse verification detail (End of CAC Phase)

Radar Type No.	Pulse No.	Pulsewidth (μ s)	Required Pulsewidth (s)
0	1	0.900	1.000
0	2	0.900	1.000
0	3	0.900	1.000
0	4	0.900	1.000
0	5	0.900	1.000
0	6	0.900	1.000
0	7	0.900	1.000
0	8	0.900	1.000
0	9	0.900	1.000
0	10	0.900	1.000
0	11	0.900	1.000
0	12	0.900	1.000
0	13	0.900	1.000
0	14	0.900	1.000
0	15	0.900	1.000
0	16	0.900	1.000
0	17	0.900	1.000
0	18	0.900	1.000

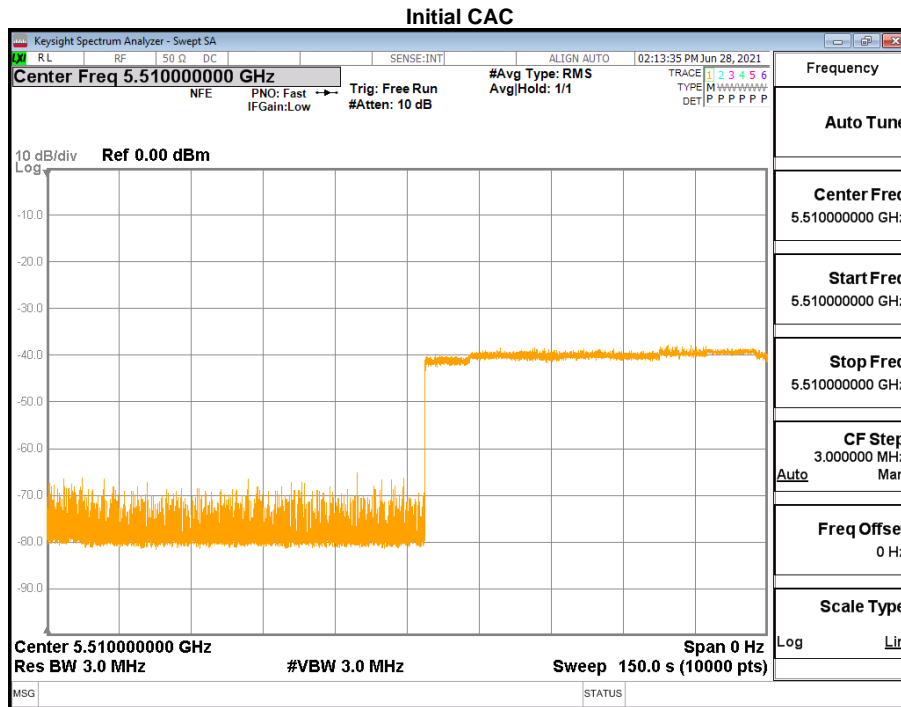


Radar level verification

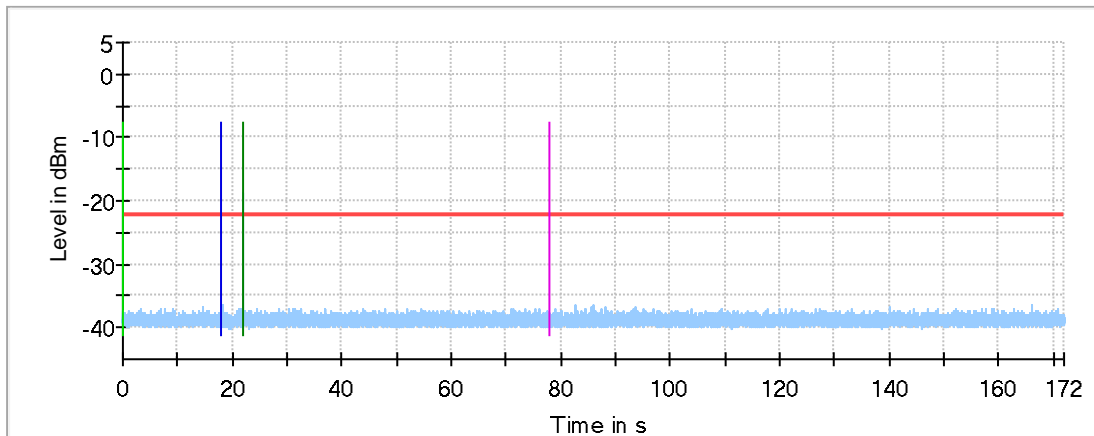
Description / Formula	Value	Unit
IF({DFS Mode(0/1/2)}=0)or({DFS Mode(0/1/2)}=1) , IF((dBm2W({Nominal Power[dBm]})>0.2) , -64 , IF({Configured PSD[dBm]}<10) , -62 , -64))+ {Attenuation Vector Generator to DUT[dB]} , -50+ {Attenuation Vector Generator to COMP[dB]}+ {Radar Signal Level Offset[dB]}	Given setting / formula to calculate Vector Generator level	--
Configured DUT EIRP:	0.10	mW
Configured DUT PSD:	NA	dBm/MHz
Requirement of the Detection threshold value for this given values acc. to FCC clause 5.2 / Table 3	NA	dBm
Vector Generator level setting	-0.91	dBm
Configured overall pathloss from Vector Generator RF out to DUT connector of 'DUT to OSP'-cable	60.09	dB
Given additional level added to the amplitude of the waveform to account for variations in measurement equipment acc. to FCC clause 5.2 / Table 3 / Note 2	1.00	dB
This results in the following radar signal level at the DUT	-61.00	dBm

Additional Information

Note	Description
Note 1:	Sweep of Analyser and Radar pulse waveform are triggered at the same time. Therefore, the radar pulses maybe can be seen at the trigger point of the trace. Analysis of the Sweeps excludes the covered time for the radar pulses.
Note 2:	The radar signal is simultaneously evaluated as the analyser sweep after radar injection.
Note 3:	Measurement uncertainty due to sampling rate of 10MHz is 200ns (2 samples)
Note 4:	If user defined waveform is configured (myARB.wv) then no additional limits are available and measured values can not be checked.

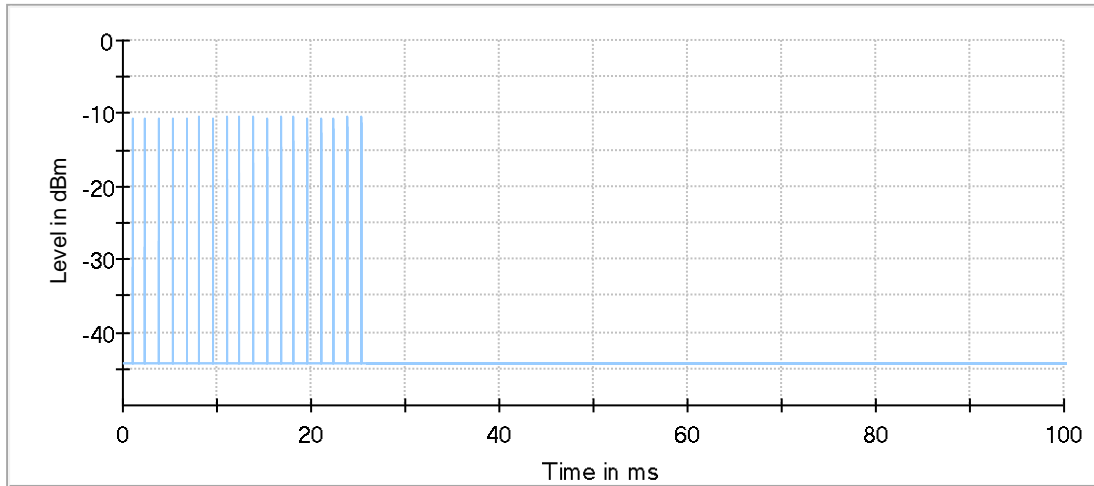


Measurement Beginning of CAC



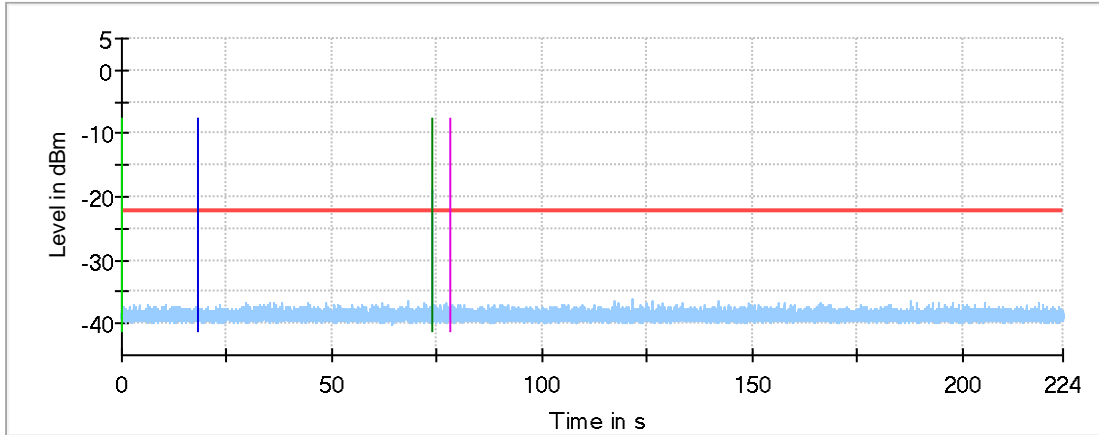
- Measurement Beginning of CAC
- DUT powerup
- Threshold
- | Begin of CAC phase
- | Trigger (window at the beginning)
- | End of CAC phase

Beginning of CAC; Radar Pulses



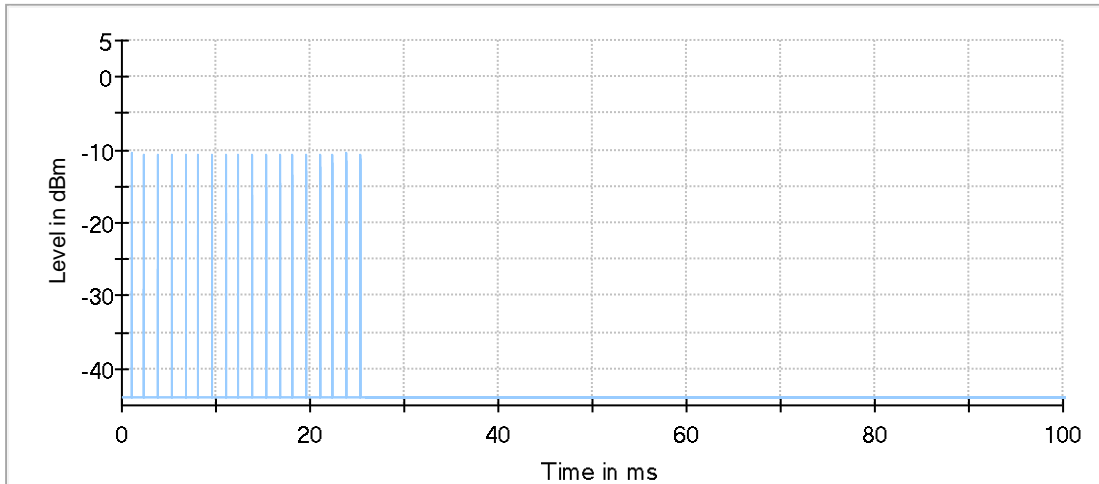
— Beginning of CAC; Radar Pulses — Beginning of CAC; Radar Pulses

Measurement End of CAC



- Measurement End of CAC
- DUT powerup
- Triqger (window at the end)
- Threshold
- Beqin of CAC phase
- End of CAC phase

End of CAC; Radar Pulses



- End of CAC; Radar Pulses
- End of CAC; Radar Pulses

6.6.4. DFS IN-SERVICE MONITORING

DFS In-Service Monitoring (5510 MHz; 40 MHz)

Test according to FCC title 47 part 15 §15.407(h), KDB 905462 D02 U-NII DFS Compliance Procedures New Rules v02

Measurement Summary

DUT Frequency (MHz)	Radar Type No.	Type of Measurement value	Overall Result
5510.000000	0	First of all Transmitt Test	---
5510.000000	0	Channel Move Time	PASS
5510.000000	0	Channel Closing Transmission Time	PASS
5510.000000	0	Non-occupancy period	PASS

(continuation of the "Measurement Summary" table from column 4 ...)

DUT Frequency (MHz)	Overall Comment
5510.000000	not performed / not finished
5510.000000	
5510.000000	
5510.000000	

Channel Move Time Detailed Results

DUT Frequency (MHz)	Radar Type No.	CMT Tx Time (s)	CMT Limit (s)	CMT Result
5510.000000	0	0.000	10.000	PASS

(continuation of the "Channel Move Time Detailed Results" table from column 5 ...)

DUT Frequency (MHz)	CMT Comment
5510.000000	Tx Time value is last trailing edge found within sweep. See Note 1.

Channel Closing Transmission Time Detailed Results

DUT Frequency (MHz)	Radar Type No.	CCTT Type of Value	CCTT No. of Pulses found	CCTT Tx Time (ms)
5510.000000	0	first 200 ms	0	0.000
5510.000000	0	remaining 10.0 second(s) period	0	0.000

(continuation of the "Channel Closing Transmission Time Detailed Results" table from column 5 ...)

DUT Frequency (MHz)	CCTT Tx Time Limit (ms)	CCTT Result	CCTT Comment
5510.000000	200.000	PASS	See Note 1.
5510.000000	60.000	PASS	See Note 1.

Non-occupancy period Detailed Results

DUT Frequency (MHz)	Radar Type No.	NOP No. of Pulses found	NOP No. of Pulses Limit	NOP Tx Time (s)	NOP Tx Time Limit (s)
5510.000000	0	0	0	0.000	0.000



(continuation of the "Non-occupancy period Detailed Results" table from column 6 ...)

DUT Frequency (MHz)	NOP Result
5510.000000	PASS

Transmitting Test Detailed Results

DUT Frequency (MHz)	Tx-Test Result	Tx-Test Comment
5510.000000	---	not performed / not finished

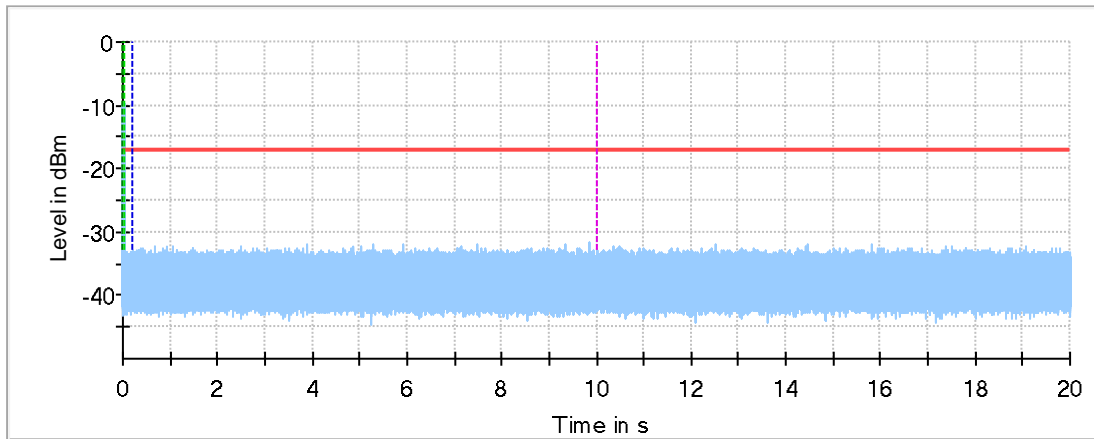
Radar level verification

Description / Formula	Value	Unit
IF(({DFS Mode(0/1/2)}=0)or({DFS Mode(0/1/2)}=1) , IF((dBm2W({Nominal Power[dBm]}>0.2) , -64 , IF({Configured PSD[dBm]}<10) , -62 , -64))+ {Attenuation Vector Generator to DUT[dB]} , -50+ {Attenuation Vector Generator to COMP[dB]}+ {Radar Signal Level Offset[dB]})	Given setting / formula to calculate Vector Generator level	--
Configured DUT EIRP:	NA	mW
Configured DUT PSD:	NA	dBm/MHz
Requirement of the Detection threshold value for this given values acc. to FCC clause 5.2 / Table 3	-62	dBm
Vector Generator level setting	-0.91	dBm
Configured overall pathloss from Vector Generator RF out to DUT connector of 'DUT to OSP'-cable	60.09	dB
Given additional level added to the amplitude of the waveform to account for variations in measurement equipment acc. to FCC clause 5.2 / Table 3 / Note 2	1.00	dB
This results in the following radar signal level at the DUT	-61.00	dBm

Additional Information

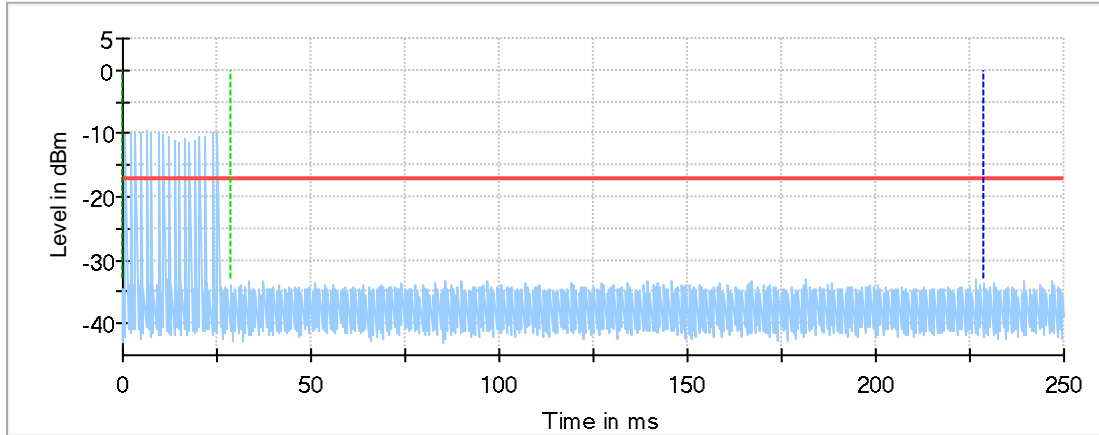
Note	Description
Note 1:	Because of the radar pulse event at the beginning, the investigation of the trace begins with an offset of 28.7 ms conforming to the end of the Radar burst.
Note 2:	Channel move time (CMT) / channel closing transmission time (CCTT) measurement was made with hi resolution video sweep using OSP DAQ channel
Note 3:	Because of the substantially higher sampling rate of the video signal the results for CCTT and CMT are more accurate than in the graphics visible. Reached timing accuracy of the video trace: approx 4 μ s
Note 4:	The Non-Occupancy Period trace starts at the end of the Channel move time trace (20.000 secs.) Labeling of the x-axis (time) is relative to its beginning (0 secs.)

Channel Move Time



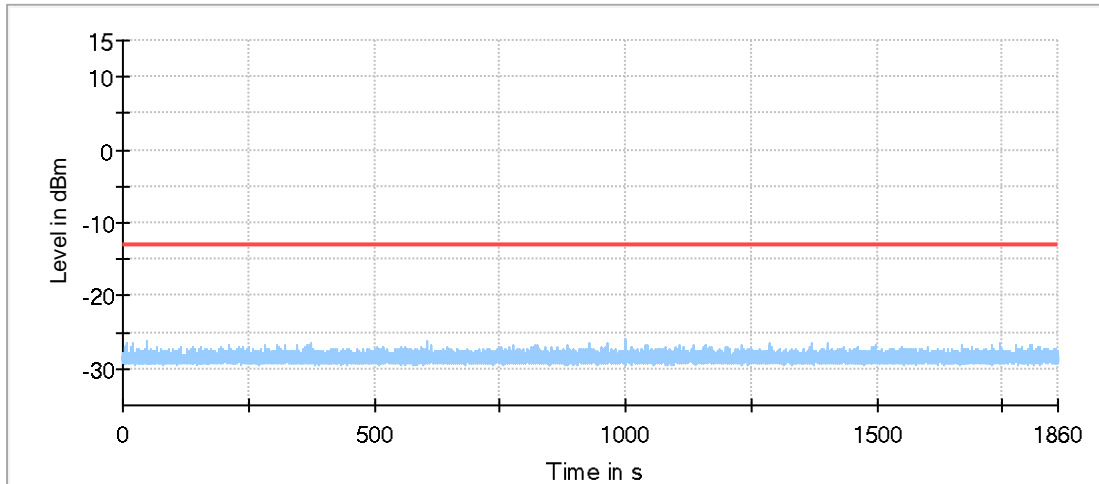
- Channel Move Time
- Threshold
- - - Start of Radar
- - - Trigger at end of Radar
- - - First 200ms of Channel Closing Tx Time
- - - 10sec Channel Move Time Limit

Channel Move Time first 200ms



- Channel Move Time first 200ms
- Threshold
- - - Start of Radar
- - - First 200ms of Channel Closing Tx Time
- - - Trigger at end of Radar

Non-occupancy period



- Non-occupancy period
- Threshold

**6.6.5. DFS STATISTICAL PERFORMANCE CHECK****DFS Statistical Performance Check (5500 MHz; 20 MHz)**

Test according to FCC title 47 part 15 §15.407(h), KDB 905462 D02 U-NII DFS Compliance Procedures New Rules v02

Measurement Summary

DUT Frequency (MHz)	Radar Type No.	Detection count	Percentage of Detection Px	Detection Limit	Overall Result	Overall Comment
5500.000000	1	29 of 30	96.67%	60.0 %	PASS	
5500.000000	2	29 of 30	96.67%	60.0 %	PASS	
5500.000000	3	30 of 30	100.00%	60.0 %	PASS	
5500.000000	4	29 of 30	96.67%	60.0 %	PASS	
5500.000000	5	28 of 30	93.33%	80.0 %	PASS	
5500.000000	6	30 of 30	100.00%	70.0 %	PASS	

Aggregate Results for Short Pulse Radar Type 1-4

Aggregate Calculation as follows	Aggregate Percentage	Aggregate Limit	Aggregate Result	Aggregate Comment
$(P1 + P2 + P3 + P4) / 4$	97.50%	80.0 %	PASS	



Detailed Results for Radar Type 1

Trial Number	Random Trial used	Pulse Width (μ s)	PRI (μ s)	No. of Pulses	Pulses Detected	Comment
1	10	1.000	698.000	76	No	
2	33	1.000	1400.000	38	YES	
3	50	1.000	3060.000	18	YES	
4	28	1.000	912.000	58	YES	
5	40	1.000	2084.000	26	YES	
6	2	1.000	538.000	99	YES	
7	39	1.000	1986.000	27	YES	
8	30	1.000	1108.000	48	YES	
9	3	1.000	558.000	95	YES	
10	43	1.000	2376.000	23	YES	
11	45	1.000	2572.000	21	YES	
12	4	1.000	578.000	92	YES	
13	34	1.000	1498.000	36	YES	
14	42	1.000	2279.000	24	YES	
15	41	1.000	2181.000	25	YES	
16	24	1.000	522.000	102	YES	
17	20	1.000	898.000	59	YES	
18	13	1.000	758.000	70	YES	
19	35	1.000	1596.000	34	YES	
20	8	1.000	658.000	81	YES	
21	18	1.000	858.000	62	YES	
22	44	1.000	2474.000	22	YES	
23	36	1.000	1693.000	32	YES	
24	32	1.000	1303.000	41	YES	
25	22	1.000	938.000	57	YES	
26	17	1.000	838.000	63	YES	
27	15	1.000	798.000	67	YES	
28	6	1.000	618.000	86	YES	
29	49	1.000	2962.000	18	YES	
30	12	1.000	738.000	72	YES	



Detailed Results for Radar Type 2

Trial Number	Random Trial used	Pulse Width (μ s)	PRI (μ s)	No. of Pulses	Pulses Detected	Comment
1	1	3.400	168.000	25	YES	
2	48	4.200	227.000	24	YES	
3	32	3.700	222.000	26	YES	
4	9	3.900	212.000	27	YES	
5	28	1.700	216.000	27	YES	
6	50	4.100	158.000	25	YES	
7	14	4.800	175.000	24	YES	
8	5	3.500	226.000	26	YES	
9	17	4.500	213.000	23	YES	
10	3	5.000	192.000	23	YES	
11	49	1.800	159.000	25	YES	
12	12	3.100	182.000	28	YES	
13	35	1.200	206.000	24	YES	
14	42	2.500	215.000	28	YES	
15	47	3.400	213.000	27	No	
16	21	3.600	193.000	28	YES	
17	30	4.200	173.000	25	YES	
18	46	3.000	191.000	28	YES	
19	4	4.700	200.000	23	YES	
20	15	2.200	180.000	29	YES	
21	2	4.500	191.000	23	YES	
22	19	2.000	200.000	25	YES	
23	44	3.500	167.000	29	YES	
24	16	3.600	194.000	26	YES	
25	11	1.700	224.000	23	YES	
26	43	4.100	153.000	24	YES	
27	39	4.900	163.000	23	YES	
28	31	4.000	154.000	28	YES	
29	26	3.700	217.000	28	YES	
30	38	2.000	180.000	25	YES	



Detailed Results for Radar Type 3

Trial Number	Random Trial used	Pulse Width (μ s)	PRI (μ s)	No. of Pulses	Pulses Detected	Comment
1	6	7.500	429.000	17	YES	
2	46	8.500	349.000	17	YES	
3	34	6.400	477.000	17	YES	
4	29	9.900	446.000	17	YES	
5	21	8.100	204.000	17	YES	
6	31	8.800	487.000	17	YES	
7	45	6.700	426.000	17	YES	
8	19	9.600	336.000	18	YES	
9	15	8.100	436.000	17	YES	
10	18	6.200	263.000	18	YES	
11	5	8.200	464.000	18	YES	
12	7	6.500	466.000	17	YES	
13	24	6.000	378.000	17	YES	
14	26	9.200	497.000	17	YES	
15	32	8.700	356.000	18	YES	
16	1	8.000	494.000	18	YES	
17	9	6.300	454.000	17	YES	
18	22	6.500	433.000	17	YES	
19	11	9.000	500.000	16	YES	
20	25	9.600	458.000	17	YES	
21	17	8.700	413.000	17	YES	
22	28	9.800	316.000	17	YES	
23	44	7.100	457.000	16	YES	
24	35	7.300	200.000	18	YES	
25	39	7.200	358.000	18	YES	
26	48	9.000	448.000	18	YES	
27	33	9.000	430.000	18	YES	
28	40	7.400	271.000	17	YES	
29	38	6.300	476.000	17	YES	
30	8	7.000	358.000	17	YES	



Detailed Results for Radar Type 4

Trial Number	Random Trial used	Pulse Width (μ s)	PRI (μ s)	No. of Pulses	Pulses Detected	Comment
1	26	18.900	299.000	16	YES	
2	21	11.700	483.000	16	YES	
3	7	18.600	236.000	12	YES	
4	36	12.500	413.000	14	YES	
5	33	19.500	384.000	13	YES	
6	22	17.800	420.000	13	YES	
7	4	12.600	360.000	14	YES	
8	48	14.500	433.000	12	YES	
9	37	18.100	200.000	15	YES	
10	19	15.700	403.000	16	YES	
11	49	11.100	396.000	13	YES	
12	17	17.100	308.000	15	YES	
13	20	12.300	438.000	13	YES	
14	2	19.900	428.000	12	YES	
15	43	15.800	410.000	15	YES	
16	5	14.100	478.000	15	No	
17	18	15.600	420.000	15	YES	
18	23	18.300	265.000	14	YES	
19	42	18.500	208.000	14	YES	
20	34	17.300	366.000	14	YES	
21	16	19.900	366.000	14	YES	
22	46	15.300	488.000	14	YES	
23	6	18.500	499.000	13	YES	
24	28	13.000	309.000	14	YES	
25	11	14.900	223.000	12	YES	
26	44	17.900	458.000	14	YES	
27	30	11.800	384.000	14	YES	
28	25	16.600	282.000	16	YES	
29	24	18.100	397.000	14	YES	
30	39	12.400	217.000	14	YES	



Detailed Results for Radar Type 5

Trial Number	Random Trial used	Pulses Detected	Comment
1	5	YES	For detailed burst data see separate table Type5_Trial1
2	8	YES	For detailed burst data see separate table Type5_Trial2
3	35	YES	For detailed burst data see separate table Type5_Trial3
4	3	YES	For detailed burst data see separate table Type5_Trial4
5	10	YES	For detailed burst data see separate table Type5_Trial5
6	25	YES	For detailed burst data see separate table Type5_Trial6
7	27	YES	For detailed burst data see separate table Type5_Trial7
8	23	No	For detailed burst data see separate table Type5_Trial8
9	16	No	For detailed burst data see separate table Type5_Trial9
10	13	YES	For detailed burst data see separate table Type5_Trial10
11	31	YES	For detailed burst data see separate table Type5_Trial11
12	1	YES	For detailed burst data see separate table Type5_Trial12
13	26	YES	For detailed burst data see separate table Type5_Trial13
14	38	YES	For detailed burst data see separate table Type5_Trial14
15	28	YES	For detailed burst data see separate table Type5_Trial15
16	11	YES	For detailed burst data see separate table Type5_Trial16
17	41	YES	For detailed burst data see separate table Type5_Trial17
18	7	YES	For detailed burst data see separate table Type5_Trial18
19	36	YES	For detailed burst data see separate table Type5_Trial19
20	15	YES	For detailed burst data see separate table Type5_Trial20
21	22	YES	For detailed burst data see separate table Type5_Trial21
22	43	YES	For detailed burst data see separate table Type5_Trial22
23	47	YES	For detailed burst data see separate table Type5_Trial23
24	44	YES	For detailed burst data see separate table Type5_Trial24
25	49	YES	For detailed burst data see separate table Type5_Trial25
26	45	YES	For detailed burst data see separate table Type5_Trial26
27	29	YES	For detailed burst data see separate table Type5_Trial27
28	42	YES	For detailed burst data see separate table Type5_Trial28
29	24	YES	For detailed burst data see separate table Type5_Trial29
30	46	YES	For detailed burst data see separate table Type5_Trial30

**Detailed Results for Radar Type 5_Trial 1**

Burst	No. of Pulses	Pulse Width (µs)	Chirp Width (MHz)	Pulse 1-to-2 Spacing (µs)	Pulse 2-to-3 Spacing (µs)	Starting Location Within Interval (µs)
1	2	58.200	10.000000	1320.000	---	122.000
2	2	66.300	10.000000	1849.000	---	244.000
3	3	62.100	10.000000	1589.000	1390.000	229.000
4	2	74.300	10.000000	1184.000	---	976.000
5	1	58.600	10.000000	---	---	730.000
6	3	82.600	10.000000	1633.000	1513.000	669.000
7	1	73.100	10.000000	---	---	735.000
8	1	90.900	10.000000	---	---	645.000
9	3	66.300	10.000000	1563.000	1348.000	380.000
10	2	54.800	10.000000	1384.000	---	556.000
11	3	65.600	10.000000	1218.000	937.000	801.000
12	3	74.500	10.000000	958.000	1010.000	493.000

**Detailed Results for Radar Type 5_Trial 2**

Burst	No. of Pulses	Pulse Width (μs)	Chirp Width (MHz)	Pulse 1-to-2 Spacing (μs)	Pulse 2-to-3 Spacing (μs)	Starting Location Within Interval (μs)
1	3	93.000	5.000000	1554.000	1785.000	287.000
2	1	83.900	5.000000	---	---	719.000
3	1	58.600	5.000000	---	---	22.000
4	2	51.600	5.000000	1301.000	---	508.000
5	2	86.000	5.000000	971.000	---	394.000
6	2	52.400	5.000000	1014.000	---	126.000
7	2	81.600	5.000000	1650.000	---	756.000
8	2	73.500	5.000000	1428.000	---	653.000
9	1	58.900	5.000000	---	---	761.000
10	1	93.500	5.000000	---	---	118.000
11	2	90.600	5.000000	1774.000	---	108.000
12	2	58.400	5.000000	1448.000	---	740.000
13	2	89.100	5.000000	1406.000	---	689.000
14	2	73.900	5.000000	1071.000	---	160.000
15	1	61.700	5.000000	---	---	172.000

**Detailed Results for Radar Type 5_Trial 3**

Burst	No. of Pulses	Pulse Width (μs)	Chirp Width (MHz)	Pulse 1-to-2 Spacing (μs)	Pulse 2-to-3 Spacing (μs)	Starting Location Within Interval (μs)
1	2	52.100	18.000000	1215.000	---	17.000
2	3	99.800	18.000000	1736.000	1673.000	148.000
3	2	53.200	18.000000	1233.000	---	12.000
4	1	87.200	18.000000	---	---	540.000
5	2	75.200	18.000000	975.000	---	618.000
6	3	63.600	18.000000	1614.000	1448.000	732.000
7	2	61.200	18.000000	1118.000	---	137.000
8	2	86.400	18.000000	1014.000	---	331.000
9	2	79.400	18.000000	1910.000	---	737.000
10	2	84.300	18.000000	1126.000	---	48.000
11	2	81.500	18.000000	1345.000	---	288.000
12	3	81.300	18.000000	1810.000	952.000	529.000
13	2	94.900	18.000000	1306.000	---	612.000
14	3	69.600	18.000000	1632.000	1730.000	692.000
15	3	73.300	18.000000	1015.000	1552.000	317.000
16	3	93.100	18.000000	1179.000	1533.000	7.000

**Detailed Results for Radar Type 5_Trial 4**

Burst	No. of Pulses	Pulse Width (µs)	Chirp Width (MHz)	Pulse 1-to-2 Spacing (µs)	Pulse 2-to-3 Spacing (µs)	Starting Location Within Interval (µs)
1	2	54.600	13.000000	1482.000	---	997.000
2	3	58.000	13.000000	1111.000	999.000	712.000
3	3	63.400	13.000000	1268.000	1709.000	269.000
4	3	67.400	13.000000	1035.000	1498.000	377.000
5	3	70.200	13.000000	1122.000	999.000	381.000
6	1	92.500	13.000000	---	---	942.000
7	3	63.900	13.000000	1233.000	1239.000	49.000
8	1	67.700	13.000000	---	---	121.000
9	2	74.700	13.000000	1791.000	---	596.000
10	2	98.000	13.000000	1740.000	---	602.000

**Detailed Results for Radar Type 5_Trial 5**

Burst	No. of Pulses	Pulse Width (μs)	Chirp Width (MHz)	Pulse 1-to-2 Spacing (μs)	Pulse 2-to-3 Spacing (μs)	Starting Location Within Interval (μs)
1	3	64.900	8.000000	1505.000	942.000	403.000
2	2	74.300	8.000000	1789.000	---	177.000
3	3	70.800	8.000000	1084.000	1077.000	477.000
4	2	89.800	8.000000	1727.000	---	39.000
5	2	93.800	8.000000	1220.000	---	581.000
6	3	71.300	8.000000	1699.000	1079.000	519.000
7	2	73.200	8.000000	1306.000	---	9.000
8	2	78.200	8.000000	1010.000	---	72.000
9	3	65.600	8.000000	1443.000	1201.000	152.000
10	2	80.300	8.000000	1521.000	---	187.000
11	1	53.000	8.000000	---	---	669.000
12	2	97.600	8.000000	1808.000	---	558.000
13	2	69.000	8.000000	1583.000	---	502.000
14	3	98.300	8.000000	1282.000	1548.000	356.000
15	3	58.000	8.000000	1058.000	1448.000	179.000
16	2	53.300	8.000000	993.000	---	253.000
17	2	78.600	8.000000	1265.000	---	413.000

**Detailed Results for Radar Type 5_Trial 6**

Burst	No. of Pulses	Pulse Width (μs)	Chirp Width (MHz)	Pulse 1-to-2 Spacing (μs)	Pulse 2-to-3 Spacing (μs)	Starting Location Within Interval (μs)
1	2	97.100	19.000000	1539.000	---	378.000
2	2	62.500	19.000000	1931.000	---	586.000
3	3	85.200	19.000000	1860.000	942.000	473.000
4	2	57.800	19.000000	1401.000	---	394.000
5	1	72.100	19.000000	---	---	254.000
6	1	92.700	19.000000	---	---	242.000
7	2	56.200	19.000000	1405.000	---	411.000
8	3	54.300	19.000000	1382.000	1712.000	591.000
9	3	88.200	19.000000	1026.000	1680.000	17.000
10	3	68.200	19.000000	1051.000	1804.000	269.000
11	2	91.600	19.000000	1080.000	---	315.000
12	2	94.700	19.000000	1056.000	---	501.000
13	2	60.900	19.000000	1566.000	---	227.000
14	2	57.700	19.000000	1345.000	---	332.000
15	2	80.500	19.000000	1002.000	---	131.000
16	1	78.700	19.000000	---	---	51.000
17	2	95.800	19.000000	1851.000	---	346.000
18	3	74.500	19.000000	1430.000	1097.000	108.000
19	3	65.700	19.000000	1155.000	1430.000	508.000

**Detailed Results for Radar Type 5_Trial 7**

Burst	No. of Pulses	Pulse Width (μs)	Chirp Width (MHz)	Pulse 1-to-2 Spacing (μs)	Pulse 2-to-3 Spacing (μs)	Starting Location Within Interval (μs)
1	2	55.900	14.000000	1883.000	---	1025.000
2	2	64.100	14.000000	1710.000	---	849.000
3	2	77.200	14.000000	1650.000	---	136.000
4	2	96.600	14.000000	1520.000	---	468.000
5	2	98.000	14.000000	923.000	---	376.000
6	2	66.700	14.000000	1462.000	---	705.000
7	3	66.400	14.000000	1003.000	1192.000	1416.000
8	2	57.000	14.000000	1038.000	---	240.000

**Detailed Results for Radar Type 5_Trial 8**

Burst	No. of Pulses	Pulse Width (μs)	Chirp Width (MHz)	Pulse 1-to-2 Spacing (μs)	Pulse 2-to-3 Spacing (μs)	Starting Location Within Interval (μs)
1	2	51.000	9.000000	1731.000	---	259.000
2	2	69.300	9.000000	1762.000	---	617.000
3	1	94.600	9.000000	---	---	379.000
4	2	65.100	9.000000	1536.000	---	103.000
5	3	51.100	9.000000	1546.000	1400.000	650.000
6	2	86.100	9.000000	1619.000	---	221.000
7	1	80.000	9.000000	---	---	44.000
8	1	60.800	9.000000	---	---	384.000
9	3	56.200	9.000000	1627.000	1397.000	126.000
10	1	99.700	9.000000	---	---	20.000
11	1	84.000	9.000000	---	---	411.000
12	3	83.100	9.000000	1223.000	1586.000	232.000
13	1	50.900	9.000000	---	---	179.000
14	1	53.200	9.000000	---	---	48.000
15	2	71.800	9.000000	1079.000	---	692.000
16	2	66.300	9.000000	1893.000	---	503.000
17	2	51.200	9.000000	1362.000	---	455.000

**Detailed Results for Radar Type 5_Trial 9**

Burst	No. of Pulses	Pulse Width (µs)	Chirp Width (MHz)	Pulse 1-to-2 Spacing (µs)	Pulse 2-to-3 Spacing (µs)	Starting Location Within Interval (µs)
1	3	53.400	13.000000	1343.000	1742.000	651.000
2	1	57.300	13.000000	---	---	857.000
3	1	61.900	13.000000	---	---	567.000
4	3	60.500	13.000000	1355.000	1499.000	847.000
5	1	62.000	13.000000	---	---	1014.000
6	2	94.800	13.000000	1584.000	---	512.000
7	1	64.300	13.000000	---	---	992.000
8	3	93.200	13.000000	1157.000	1861.000	285.000
9	3	56.000	13.000000	1813.000	1900.000	1189.000
10	2	79.100	13.000000	1234.000	---	1006.000

**Detailed Results for Radar Type 5_Trial 10**

Burst	No. of Pulses	Pulse Width (μs)	Chirp Width (MHz)	Pulse 1-to-2 Spacing (μs)	Pulse 2-to-3 Spacing (μs)	Starting Location Within Interval (μs)
1	1	51.100	19.000000	---	---	551.000
2	2	85.100	19.000000	1734.000	---	404.000
3	3	52.100	19.000000	1720.000	1874.000	512.000
4	1	74.000	19.000000	---	---	40.000
5	2	52.100	19.000000	1849.000	---	96.000
6	2	76.700	19.000000	1657.000	---	349.000
7	1	55.400	19.000000	---	---	91.000
8	3	81.200	19.000000	1796.000	1552.000	89.000
9	2	60.900	19.000000	1713.000	---	57.000
10	2	57.100	19.000000	1611.000	---	530.000
11	2	50.100	19.000000	1364.000	---	248.000
12	1	89.400	19.000000	---	---	296.000
13	3	64.500	19.000000	1437.000	1500.000	469.000
14	2	72.500	19.000000	1415.000	---	437.000
15	3	72.200	19.000000	1705.000	1577.000	554.000
16	2	87.800	19.000000	1175.000	---	48.000
17	2	91.300	19.000000	1613.000	---	537.000
18	2	65.400	19.000000	1307.000	---	194.000
19	1	56.300	19.000000	---	---	276.000
20	2	68.900	19.000000	1611.000	---	430.000

**Detailed Results for Radar Type 5_Trial 11**

Burst	No. of Pulses	Pulse Width (μs)	Chirp Width (MHz)	Pulse 1-to-2 Spacing (μs)	Pulse 2-to-3 Spacing (μs)	Starting Location Within Interval (μs)
1	2	78.100	10.000000	1102.000	---	160.000
2	2	51.400	10.000000	957.000	---	633.000
3	3	85.200	10.000000	1076.000	1386.000	363.000
4	1	96.300	10.000000	---	---	992.000
5	1	67.200	10.000000	---	---	751.000
6	3	68.900	10.000000	1284.000	1725.000	149.000
7	2	75.900	10.000000	958.000	---	690.000
8	2	87.000	10.000000	1715.000	---	512.000
9	1	88.500	10.000000	---	---	611.000
10	3	61.000	10.000000	1333.000	1179.000	361.000
11	1	57.000	10.000000	---	---	214.000
12	2	55.900	10.000000	1656.000	---	643.000

**Detailed Results for Radar Type 5_Trial 12**

Burst	No. of Pulses	Pulse Width (μs)	Chirp Width (MHz)	Pulse 1-to-2 Spacing (μs)	Pulse 2-to-3 Spacing (μs)	Starting Location Within Interval (μs)
1	3	97.300	12.000000	1764.000	1049.000	85.000
2	1	83.400	12.000000	---	---	882.000
3	1	94.700	12.000000	---	---	903.000
4	2	60.100	12.000000	1023.000	---	878.000
5	2	54.600	12.000000	1385.000	---	1271.000
6	3	88.100	12.000000	1088.000	1048.000	932.000
7	3	90.200	12.000000	1799.000	1142.000	226.000
8	3	63.400	12.000000	1149.000	971.000	1426.000

**Detailed Results for Radar Type 5_Trial 13**

Burst	No. of Pulses	Pulse Width (μs)	Chirp Width (MHz)	Pulse 1-to-2 Spacing (μs)	Pulse 2-to-3 Spacing (μs)	Starting Location Within Interval (μs)
1	3	56.900	7.000000	1444.000	967.000	453.000
2	3	59.600	7.000000	1787.000	1144.000	206.000
3	3	95.100	7.000000	1708.000	1109.000	579.000
4	1	90.100	7.000000	---	---	554.000
5	1	81.600	7.000000	---	---	140.000
6	2	78.100	7.000000	1096.000	---	407.000
7	1	99.000	7.000000	---	---	350.000
8	3	81.300	7.000000	1461.000	1547.000	552.000
9	2	54.900	7.000000	1737.000	---	501.000
10	2	54.200	7.000000	1388.000	---	121.000
11	2	86.200	7.000000	971.000	---	397.000
12	2	79.100	7.000000	1117.000	---	318.000
13	2	55.200	7.000000	1399.000	---	427.000
14	1	57.800	7.000000	---	---	441.000
15	2	56.500	7.000000	1323.000	---	397.000
16	1	57.200	7.000000	---	---	435.000
17	2	71.400	7.000000	989.000	---	500.000
18	2	75.000	7.000000	1489.000	---	16.000
19	1	94.000	7.000000	---	---	44.000
20	3	72.700	7.000000	1153.000	1688.000	262.000

**Detailed Results for Radar Type 5_Trial 14**

Burst	No. of Pulses	Pulse Width (μs)	Chirp Width (MHz)	Pulse 1-to-2 Spacing (μs)	Pulse 2-to-3 Spacing (μs)	Starting Location Within Interval (μs)
1	2	79.600	17.000000	1029.000	---	270.000
2	1	90.200	17.000000	---	---	580.000
3	3	66.100	17.000000	1312.000	1766.000	86.000
4	1	95.200	17.000000	---	---	92.000
5	2	76.300	17.000000	1238.000	---	368.000
6	2	75.800	17.000000	1106.000	---	165.000
7	3	50.700	17.000000	1312.000	1580.000	377.000
8	3	56.300	17.000000	1837.000	1154.000	323.000
9	3	56.100	17.000000	1061.000	1394.000	400.000
10	3	81.200	17.000000	1582.000	1379.000	405.000
11	2	89.700	17.000000	1845.000	---	506.000
12	1	97.800	17.000000	---	---	331.000
13	1	75.700	17.000000	---	---	430.000
14	3	50.200	17.000000	1237.000	1653.000	544.000
15	2	52.000	17.000000	1729.000	---	339.000
16	2	69.400	17.000000	1603.000	---	44.000
17	2	67.500	17.000000	1168.000	---	521.000
18	2	98.100	17.000000	958.000	---	384.000
19	3	63.600	17.000000	1260.000	1640.000	194.000

**Detailed Results for Radar Type 5_Trial 15**

Burst	No. of Pulses	Pulse Width (μs)	Chirp Width (MHz)	Pulse 1-to-2 Spacing (μs)	Pulse 2-to-3 Spacing (μs)	Starting Location Within Interval (μs)
1	2	97.500	12.000000	1544.000	---	99.000
2	2	65.600	12.000000	1375.000	---	550.000
3	1	68.300	12.000000	---	---	550.000
4	3	50.300	12.000000	1878.000	1651.000	1131.000
5	3	51.700	12.000000	975.000	1518.000	102.000
6	3	57.200	12.000000	1700.000	1447.000	1041.000
7	2	98.400	12.000000	1637.000	---	130.000
8	3	58.900	12.000000	1602.000	1161.000	38.000
9	2	60.100	12.000000	984.000	---	333.000

**Detailed Results for Radar Type 5_Trial 16**

Burst	No. of Pulses	Pulse Width (μs)	Chirp Width (MHz)	Pulse 1-to-2 Spacing (μs)	Pulse 2-to-3 Spacing (μs)	Starting Location Within Interval (μs)
1	3	61.700	11.000000	1264.000	1572.000	640.000
2	3	82.600	11.000000	923.000	1387.000	439.000
3	2	74.800	11.000000	1230.000	---	16.000
4	2	77.700	11.000000	1544.000	---	613.000
5	1	80.400	11.000000	---	---	213.000
6	3	88.700	11.000000	1316.000	1461.000	568.000
7	3	78.100	11.000000	1065.000	1167.000	387.000
8	2	56.600	11.000000	1454.000	---	647.000
9	1	63.600	11.000000	---	---	285.000
10	2	73.100	11.000000	1369.000	---	189.000
11	2	67.900	11.000000	994.000	---	165.000
12	2	76.500	11.000000	1164.000	---	480.000
13	1	63.700	11.000000	---	---	28.000
14	2	70.100	11.000000	1823.000	---	516.000
15	2	90.400	11.000000	1694.000	---	561.000
16	2	87.700	11.000000	1528.000	---	420.000
17	3	77.700	11.000000	1339.000	1407.000	61.000
18	1	81.300	11.000000	---	---	67.000

**Detailed Results for Radar Type 5_Trial 17**

Burst	No. of Pulses	Pulse Width (μ s)	Chirp Width (MHz)	Pulse 1-to-2 Spacing (μ s)	Pulse 2-to-3 Spacing (μ s)	Starting Location Within Interval (μ s)
1	2	69.200	20.000000	1589.000	---	608.000
2	2	96.300	20.000000	1096.000	---	1107.000
3	2	65.100	20.000000	973.000	---	1251.000
4	3	82.700	20.000000	1229.000	1116.000	442.000
5	1	86.700	20.000000	---	---	528.000
6	1	50.500	20.000000	---	---	261.000
7	2	74.700	20.000000	1296.000	---	317.000
8	1	58.000	20.000000	---	---	131.000
9	3	82.600	20.000000	1463.000	985.000	1132.000

**Detailed Results for Radar Type 5_Trial 18**

Burst	No. of Pulses	Pulse Width (μs)	Chirp Width (MHz)	Pulse 1-to-2 Spacing (μs)	Pulse 2-to-3 Spacing (μs)	Starting Location Within Interval (μs)
1	3	76.300	6.000000	1673.000	1870.000	757.000
2	1	85.600	6.000000	---	---	712.000
3	2	87.400	6.000000	1495.000	---	427.000
4	2	67.800	6.000000	1430.000	---	153.000
5	1	80.900	6.000000	---	---	197.000
6	1	80.300	6.000000	---	---	160.000
7	3	86.500	6.000000	1329.000	1212.000	509.000
8	1	96.300	6.000000	---	---	828.000
9	1	80.800	6.000000	---	---	306.000
10	2	74.900	6.000000	1636.000	---	609.000
11	3	60.400	6.000000	1278.000	1394.000	269.000
12	3	57.300	6.000000	1719.000	999.000	826.000
13	2	64.800	6.000000	1378.000	---	41.000
14	2	66.600	6.000000	933.000	---	631.000

**Detailed Results for Radar Type 5_Trial 19**

Burst	No. of Pulses	Pulse Width (μs)	Chirp Width (MHz)	Pulse 1-to-2 Spacing (μs)	Pulse 2-to-3 Spacing (μs)	Starting Location Within Interval (μs)
1	2	74.800	8.000000	1894.000	---	41.000
2	2	95.100	8.000000	1815.000	---	443.000
3	1	95.500	8.000000	---	---	663.000
4	2	87.500	8.000000	1259.000	---	156.000
5	3	86.300	8.000000	947.000	1761.000	185.000
6	1	90.900	8.000000	---	---	246.000
7	2	51.800	8.000000	1879.000	---	166.000
8	1	92.100	8.000000	---	---	203.000
9	3	83.800	8.000000	1477.000	1851.000	570.000
10	1	51.500	8.000000	---	---	48.000
11	1	60.400	8.000000	---	---	1.000
12	3	95.800	8.000000	934.000	1424.000	382.000
13	2	79.200	8.000000	1808.000	---	537.000
14	3	79.500	8.000000	1300.000	1192.000	323.000
15	1	83.200	8.000000	---	---	343.000
16	2	98.800	8.000000	1791.000	---	560.000
17	2	50.800	8.000000	1866.000	---	659.000

**Detailed Results for Radar Type 5_Trial 20**

Burst	No. of Pulses	Pulse Width (μs)	Chirp Width (MHz)	Pulse 1-to-2 Spacing (μs)	Pulse 2-to-3 Spacing (μs)	Starting Location Within Interval (μs)
1	2	50.800	18.000000	1595.000	---	21.000
2	2	52.000	18.000000	1563.000	---	729.000
3	2	58.800	18.000000	1384.000	---	15.000
4	2	79.700	18.000000	979.000	---	261.000
5	1	69.500	18.000000	---	---	533.000
6	2	98.900	18.000000	1015.000	---	493.000
7	2	82.800	18.000000	1634.000	---	218.000
8	1	70.100	18.000000	---	---	1102.000
9	2	89.200	18.000000	1357.000	---	524.000

**Detailed Results for Radar Type 5_Trial 21**

Burst	No. of Pulses	Pulse Width (μs)	Chirp Width (MHz)	Pulse 1-to-2 Spacing (μs)	Pulse 2-to-3 Spacing (μs)	Starting Location Within Interval (μs)
1	1	66.600	20.000000	---	---	330.000
2	1	74.500	20.000000	---	---	248.000
3	2	68.200	20.000000	1149.000	---	80.000
4	2	70.100	20.000000	1849.000	---	536.000
5	3	65.800	20.000000	1316.000	1180.000	623.000
6	3	82.100	20.000000	1690.000	1661.000	503.000
7	2	95.900	20.000000	1840.000	---	687.000
8	1	51.100	20.000000	---	---	107.000
9	2	99.600	20.000000	1035.000	---	389.000
10	1	59.600	20.000000	---	---	424.000
11	3	96.000	20.000000	1733.000	1820.000	427.000
12	3	64.400	20.000000	1553.000	1679.000	204.000
13	2	82.800	20.000000	1451.000	---	69.000
14	2	86.800	20.000000	1508.000	---	573.000
15	2	76.300	20.000000	1738.000	---	361.000
16	2	83.800	20.000000	1152.000	---	683.000

**Detailed Results for Radar Type 5_Trial 22**

Burst	No. of Pulses	Pulse Width (μs)	Chirp Width (MHz)	Pulse 1-to-2 Spacing (μs)	Pulse 2-to-3 Spacing (μs)	Starting Location Within Interval (μs)
1	3	92.800	10.000000	1307.000	1195.000	177.000
2	2	69.200	10.000000	1264.000	---	1014.000
3	2	63.000	10.000000	1830.000	---	875.000
4	1	58.400	10.000000	---	---	470.000
5	2	74.900	10.000000	1531.000	---	184.000
6	2	76.000	10.000000	1488.000	---	679.000
7	2	50.500	10.000000	1360.000	---	296.000
8	1	82.500	10.000000	---	---	645.000
9	3	58.800	10.000000	1168.000	1620.000	345.000
10	2	70.900	10.000000	1468.000	---	205.000
11	1	72.700	10.000000	---	---	702.000

**Detailed Results for Radar Type 5_Trial 23**

Burst	No. of Pulses	Pulse Width (µs)	Chirp Width (MHz)	Pulse 1-to-2 Spacing (µs)	Pulse 2-to-3 Spacing (µs)	Starting Location Within Interval (µs)
1	3	53.000	16.000000	1731.000	1776.000	102.000
2	2	61.000	16.000000	988.000	---	570.000
3	1	59.900	16.000000	---	---	566.000
4	1	85.500	16.000000	---	---	213.000
5	3	94.800	16.000000	1100.000	1674.000	103.000
6	3	81.600	16.000000	979.000	1275.000	44.000
7	1	57.300	16.000000	---	---	498.000
8	2	93.800	16.000000	999.000	---	772.000
9	2	75.100	16.000000	1593.000	---	686.000
10	3	96.400	16.000000	1515.000	1372.000	320.000
11	2	59.600	16.000000	1224.000	---	9.000
12	2	69.600	16.000000	1553.000	---	192.000
13	1	84.300	16.000000	---	---	102.000
14	3	70.600	16.000000	1234.000	961.000	644.000
15	1	97.700	16.000000	---	---	436.000

**Detailed Results for Radar Type 5_Trial 24**

Burst	No. of Pulses	Pulse Width (μs)	Chirp Width (MHz)	Pulse 1-to-2 Spacing (μs)	Pulse 2-to-3 Spacing (μs)	Starting Location Within Interval (μs)
1	3	75.600	14.000000	1717.000	1819.000	814.000
2	2	87.500	14.000000	1850.000	---	108.000
3	1	69.100	14.000000	---	---	310.000
4	2	55.800	14.000000	972.000	---	0.000
5	1	90.600	14.000000	---	---	277.000
6	2	87.800	14.000000	1808.000	---	20.000
7	1	74.000	14.000000	---	---	35.000
8	3	94.800	14.000000	1120.000	938.000	554.000
9	2	57.200	14.000000	1619.000	---	141.000
10	1	56.000	14.000000	---	---	595.000
11	2	99.500	14.000000	1143.000	---	262.000
12	2	66.500	14.000000	1675.000	---	557.000

**Detailed Results for Radar Type 5_Trial 25**

Burst	No. of Pulses	Pulse Width (μs)	Chirp Width (MHz)	Pulse 1-to-2 Spacing (μs)	Pulse 2-to-3 Spacing (μs)	Starting Location Within Interval (μs)
1	2	69.400	19.000000	1872.000	---	221.000
2	2	59.100	19.000000	1839.000	---	120.000
3	3	76.800	19.000000	1911.000	981.000	550.000
4	2	70.500	19.000000	1328.000	---	331.000
5	1	63.100	19.000000	---	---	681.000
6	3	59.900	19.000000	1048.000	1055.000	264.000
7	2	50.000	19.000000	1246.000	---	301.000
8	2	53.200	19.000000	993.000	---	222.000
9	1	80.500	19.000000	---	---	496.000
10	2	86.900	19.000000	1135.000	---	371.000
11	3	99.000	19.000000	1818.000	935.000	639.000
12	3	85.200	19.000000	1495.000	1079.000	633.000
13	3	68.700	19.000000	1289.000	1482.000	99.000
14	2	85.700	19.000000	1340.000	---	358.000
15	2	82.900	19.000000	1395.000	---	502.000
16	2	53.400	19.000000	1111.000	---	74.000
17	2	97.400	19.000000	1764.000	---	476.000

**Detailed Results for Radar Type 5_Trial 26**

Burst	No. of Pulses	Pulse Width (μs)	Chirp Width (MHz)	Pulse 1-to-2 Spacing (μs)	Pulse 2-to-3 Spacing (μs)	Starting Location Within Interval (μs)
1	2	52.400	9.000000	974.000	---	609.000
2	2	55.800	9.000000	1319.000	---	738.000
3	2	58.000	9.000000	1056.000	---	899.000
4	2	50.700	9.000000	975.000	---	575.000
5	1	54.600	9.000000	---	---	73.000
6	2	82.900	9.000000	1205.000	---	107.000
7	2	51.100	9.000000	991.000	---	451.000
8	2	94.700	9.000000	1862.000	---	331.000
9	2	65.500	9.000000	1034.000	---	871.000
10	2	62.000	9.000000	1226.000	---	12.000
11	3	65.600	9.000000	1015.000	1040.000	157.000
12	2	54.800	9.000000	1350.000	---	641.000
13	2	68.900	9.000000	1496.000	---	791.000

**Detailed Results for Radar Type 5_Trial 27**

Burst	No. of Pulses	Pulse Width (μs)	Chirp Width (MHz)	Pulse 1-to-2 Spacing (μs)	Pulse 2-to-3 Spacing (μs)	Starting Location Within Interval (μs)
1	2	77.400	20.000000	1666.000	---	613.000
2	3	99.600	20.000000	1128.000	1195.000	1083.000
3	3	95.100	20.000000	1506.000	1563.000	362.000
4	1	84.300	20.000000	---	---	319.000
5	3	88.900	20.000000	1568.000	1152.000	604.000
6	2	69.200	20.000000	995.000	---	451.000
7	2	81.400	20.000000	1689.000	---	791.000
8	2	88.500	20.000000	1286.000	---	359.000
9	3	70.600	20.000000	1189.000	1825.000	241.000
10	3	56.000	20.000000	1217.000	1783.000	317.000

**Detailed Results for Radar Type 5_Trial 28**

Burst	No. of Pulses	Pulse Width (μ s)	Chirp Width (MHz)	Pulse 1-to-2 Spacing (μ s)	Pulse 2-to-3 Spacing (μ s)	Starting Location Within Interval (μ s)
1	3	68.400	12.000000	1658.000	1189.000	811.000
2	3	79.800	12.000000	1645.000	1732.000	1059.000
3	1	86.100	12.000000	---	---	970.000
4	1	83.200	12.000000	---	---	765.000
5	1	97.500	12.000000	---	---	1117.000
6	2	51.300	12.000000	1708.000	---	559.000
7	3	77.900	12.000000	1276.000	1521.000	253.000
8	3	80.800	12.000000	1804.000	959.000	563.000
9	2	82.100	12.000000	1443.000	---	169.000
10	3	65.000	12.000000	1848.000	1035.000	156.000

**Detailed Results for Radar Type 5_Trial 29**

Burst	No. of Pulses	Pulse Width (µs)	Chirp Width (MHz)	Pulse 1-to-2 Spacing (µs)	Pulse 2-to-3 Spacing (µs)	Starting Location Within Interval (µs)
1	2	78.300	8.000000	1113.000	---	442.000
2	3	73.800	8.000000	1354.000	1837.000	373.000
3	3	76.100	8.000000	1355.000	1639.000	48.000
4	3	87.300	8.000000	1498.000	1822.000	357.000
5	1	50.900	8.000000	---	---	161.000
6	2	69.700	8.000000	1619.000	---	132.000
7	3	76.000	8.000000	1288.000	1532.000	644.000
8	2	60.600	8.000000	1300.000	---	48.000
9	1	98.100	8.000000	---	---	403.000
10	2	52.200	8.000000	1422.000	---	506.000
11	2	98.400	8.000000	1351.000	---	22.000
12	2	87.700	8.000000	1180.000	---	634.000
13	3	82.400	8.000000	1704.000	1848.000	28.000
14	3	68.900	8.000000	1080.000	1341.000	12.000
15	2	71.600	8.000000	1681.000	---	577.000
16	3	93.100	8.000000	1758.000	1536.000	609.000
17	2	52.100	8.000000	1941.000	---	612.000
18	2	89.200	8.000000	966.000	---	60.000

**Detailed Results for Radar Type 5_Trial 30**

Burst	No. of Pulses	Pulse Width (μs)	Chirp Width (MHz)	Pulse 1-to-2 Spacing (μs)	Pulse 2-to-3 Spacing (μs)	Starting Location Within Interval (μs)
1	3	52.300	11.000000	1799.000	1297.000	737.000
2	3	53.600	11.000000	1397.000	1860.000	189.000
3	1	59.200	11.000000	---	---	495.000
4	3	54.300	11.000000	1885.000	1319.000	152.000
5	1	75.600	11.000000	---	---	76.000
6	1	52.900	11.000000	---	---	190.000
7	1	97.700	11.000000	---	---	195.000
8	2	50.200	11.000000	1276.000	---	604.000
9	3	95.000	11.000000	1526.000	1582.000	267.000
10	3	77.500	11.000000	1494.000	1729.000	842.000
11	1	66.900	11.000000	---	---	144.000
12	2	96.100	11.000000	1441.000	---	435.000
13	3	62.500	11.000000	1037.000	1474.000	262.000
14	2	53.100	11.000000	1278.000	---	525.000



Detailed Results for Radar Type 6

Trial Number	Pulse Width (μs)	PRI (μs)	No. of Pulses	Pulses Detected	Comment
1	1.000	300.000	9	YES	
2	1.000	300.000	9	YES	
3	1.000	300.000	9	YES	
4	1.000	300.000	9	YES	
5	1.000	300.000	9	YES	
6	1.000	300.000	9	YES	
7	1.000	300.000	9	YES	
8	1.000	300.000	9	YES	
9	1.000	300.000	9	YES	
10	1.000	300.000	9	YES	
11	1.000	300.000	9	YES	
12	1.000	300.000	9	YES	
13	1.000	300.000	9	YES	
14	1.000	300.000	9	YES	
15	1.000	300.000	9	YES	
16	1.000	300.000	9	YES	
17	1.000	300.000	9	YES	
18	1.000	300.000	9	YES	
19	1.000	300.000	9	YES	
20	1.000	300.000	9	YES	
21	1.000	300.000	9	YES	
22	1.000	300.000	9	YES	
23	1.000	300.000	9	YES	
24	1.000	300.000	9	YES	
25	1.000	300.000	9	YES	
26	1.000	300.000	9	YES	
27	1.000	300.000	9	YES	
28	1.000	300.000	9	YES	
29	1.000	300.000	9	YES	
30	1.000	300.000	9	YES	

Note: For the Frequency Hopping Radar Type, the same Burst parameters are used for each waveform. The hopping sequence is different for each waveform and a 100-length segment is selected from the hopping sequence defined by the following algorithm:

The first frequency in a hopping sequence is selected randomly from the group of 475 integer frequencies from 5250 – 5724 MHz. Next, the frequency that was just chosen is removed from the group and a frequency is randomly selected from the remaining 474 frequencies in the group. This process continues until all 475 frequencies are chosen for the set. For selection of a random frequency, the frequencies remaining within the group are always treated as equally likely.



DFS Statistical Performance Check (5510 MHz; 40 MHz)

Test according to FCC title 47 part 15 §15.407(h), KDB 905462 D02 U-NII DFS Compliance Procedures New Rules v02

Measurement Summary

DUT Frequency (MHz)	Radar Type No.	Detection count	Percentage of Detection Px	Detection Limit	Overall Result	Overall Comment
5510.000000	1	30 of 30	100.00%	60.0 %	PASS	
5510.000000	2	27 of 30	90.00%	60.0 %	PASS	
5510.000000	3	29 of 30	96.67%	60.0 %	PASS	
5510.000000	4	30 of 30	100.00%	60.0 %	PASS	
5510.000000	5	29 of 30	96.67%	80.0 %	PASS	
5510.000000	6	30 of 30	100.00%	70.0 %	PASS	

Aggregate Results for Short Pulse Radar Type 1-4

Aggregate Calculation as follows	Aggregate Percentage	Aggregate Limit	Aggregate Result	Aggregate Comment
$(P1 + P2 + P3 + P4) / 4$	96.67%	80.0 %	PASS	



Detailed Results for Radar Type 1

Trial Number	Random Trial used	Pulse Width (μ s)	PRI (μ s)	No. of Pulses	Pulses Detected	Comment
1	27	1.000	815.000	65	YES	
2	39	1.000	1986.000	27	YES	
3	6	1.000	618.000	86	YES	
4	18	1.000	858.000	62	YES	
5	21	1.000	918.000	58	YES	
6	15	1.000	798.000	67	YES	
7	49	1.000	2962.000	18	YES	
8	25	1.000	620.000	86	YES	
9	5	1.000	598.000	89	YES	
10	11	1.000	718.000	74	YES	
11	50	1.000	3060.000	18	YES	
12	33	1.000	1400.000	38	YES	
13	26	1.000	717.000	74	YES	
14	16	1.000	818.000	65	YES	
15	19	1.000	878.000	61	YES	
16	24	1.000	522.000	102	YES	
17	45	1.000	2572.000	21	YES	
18	17	1.000	838.000	63	YES	
19	36	1.000	1693.000	32	YES	
20	34	1.000	1498.000	36	YES	
21	29	1.000	1010.000	53	YES	
22	32	1.000	1303.000	41	YES	
23	10	1.000	698.000	76	YES	
24	12	1.000	738.000	72	YES	
25	40	1.000	2084.000	26	YES	
26	46	1.000	2669.000	20	YES	
27	3	1.000	558.000	95	YES	
28	1	1.000	518.000	102	YES	
29	44	1.000	2474.000	22	YES	
30	23	1.000	3066.000	18	YES	



Detailed Results for Radar Type 2

Trial Number	Random Trial used	Pulse Width (μs)	PRI (μs)	No. of Pulses	Pulses Detected	Comment
1	7	1.400	185.000	27	No	
2	31	4.000	154.000	28	No	
3	32	3.700	222.000	26	No	
4	6	3.700	161.000	26	YES	
5	33	2.100	228.000	28	YES	
6	29	4.100	189.000	26	YES	
7	34	2.200	197.000	28	YES	
8	24	4.400	188.000	27	YES	
9	41	1.300	219.000	25	YES	
10	43	4.100	153.000	24	YES	
11	36	3.200	200.000	28	YES	
12	40	3.600	230.000	27	YES	
13	25	4.400	202.000	24	YES	
14	14	4.800	175.000	24	YES	
15	39	4.900	163.000	23	YES	
16	13	2.200	193.000	24	YES	
17	12	3.100	182.000	28	YES	
18	26	3.700	217.000	28	YES	
19	48	4.200	227.000	24	YES	
20	1	3.400	168.000	25	YES	
21	11	1.700	224.000	23	YES	
22	45	3.200	227.000	29	YES	
23	35	1.200	206.000	24	YES	
24	21	3.600	193.000	28	YES	
25	23	3.800	187.000	28	YES	
26	19	2.000	200.000	25	YES	
27	20	1.200	185.000	25	YES	
28	18	2.000	153.000	24	YES	
29	27	2.700	199.000	29	YES	
30	47	3.400	213.000	27	YES	



Detailed Results for Radar Type 3

Trial Number	Random Trial used	Pulse Width (μ s)	PRI (μ s)	No. of Pulses	Pulses Detected	Comment
1	39	7.200	358.000	18	YES	
2	21	8.100	204.000	17	YES	
3	28	9.800	316.000	17	YES	
4	32	8.700	356.000	18	YES	
5	22	6.500	433.000	17	YES	
6	7	6.500	466.000	17	YES	
7	1	8.000	494.000	18	YES	
8	44	7.100	457.000	16	YES	
9	33	9.000	430.000	18	YES	
10	4	8.300	462.000	17	YES	
11	2	7.500	211.000	17	YES	
12	18	6.200	263.000	18	YES	
13	38	6.300	476.000	17	YES	
14	23	9.700	256.000	16	YES	
15	37	7.500	217.000	17	YES	
16	27	6.600	301.000	17	YES	
17	6	7.500	429.000	17	YES	
18	48	9.000	448.000	18	YES	
19	30	8.400	309.000	17	YES	
20	19	9.600	336.000	18	YES	
21	9	6.300	454.000	17	YES	
22	5	8.200	464.000	18	YES	
23	20	8.200	272.000	18	YES	
24	13	8.400	343.000	17	YES	
25	46	8.500	349.000	17	YES	
26	35	7.300	200.000	18	No	
27	34	6.400	477.000	17	YES	
28	24	6.000	378.000	17	YES	
29	12	8.000	463.000	17	YES	
30	17	8.700	413.000	17	YES	



Detailed Results for Radar Type 4

Trial Number	Random Trial used	Pulse Width (μ s)	PRI (μ s)	No. of Pulses	Pulses Detected	Comment
1	45	16.700	419.000	16	YES	
2	11	14.900	223.000	12	YES	
3	29	17.300	287.000	16	YES	
4	40	13.600	237.000	15	YES	
5	4	12.600	360.000	14	YES	
6	25	16.600	282.000	16	YES	
7	12	16.000	461.000	13	YES	
8	6	18.500	499.000	13	YES	
9	32	12.600	293.000	15	YES	
10	8	14.100	283.000	15	YES	
11	48	14.500	433.000	12	YES	
12	47	17.700	416.000	12	YES	
13	46	15.300	488.000	14	YES	
14	37	18.100	200.000	15	YES	
15	17	17.100	308.000	15	YES	
16	1	15.900	410.000	13	YES	
17	28	13.000	309.000	14	YES	
18	36	12.500	413.000	14	YES	
19	14	16.600	212.000	16	YES	
20	7	18.600	236.000	12	YES	
21	44	17.900	458.000	14	YES	
22	34	17.300	366.000	14	YES	
23	5	14.100	478.000	15	YES	
24	2	19.900	428.000	12	YES	
25	43	15.800	410.000	15	YES	
26	22	17.800	420.000	13	YES	
27	16	19.900	366.000	14	YES	
28	27	15.600	303.000	13	YES	
29	26	18.900	299.000	16	YES	
30	9	13.300	254.000	14	YES	



Detailed Results for Radar Type 5

Trial Number	Random Trial used	Pulses Detected	Comment
1	1	No	For detailed burst data see separate table Type5_Trial1
2	47	YES	For detailed burst data see separate table Type5_Trial2
3	16	YES	For detailed burst data see separate table Type5_Trial3
4	26	YES	For detailed burst data see separate table Type5_Trial4
5	8	YES	For detailed burst data see separate table Type5_Trial5
6	6	YES	For detailed burst data see separate table Type5_Trial6
7	36	YES	For detailed burst data see separate table Type5_Trial7
8	46	YES	For detailed burst data see separate table Type5_Trial8
9	43	YES	For detailed burst data see separate table Type5_Trial9
10	13	YES	For detailed burst data see separate table Type5_Trial10
11	48	YES	For detailed burst data see separate table Type5_Trial11
12	5	YES	For detailed burst data see separate table Type5_Trial12
13	22	YES	For detailed burst data see separate table Type5_Trial13
14	35	YES	For detailed burst data see separate table Type5_Trial14
15	28	YES	For detailed burst data see separate table Type5_Trial15
16	32	YES	For detailed burst data see separate table Type5_Trial16
17	42	YES	For detailed burst data see separate table Type5_Trial17
18	24	YES	For detailed burst data see separate table Type5_Trial18
19	12	YES	For detailed burst data see separate table Type5_Trial19
20	7	YES	For detailed burst data see separate table Type5_Trial20
21	14	YES	For detailed burst data see separate table Type5_Trial21
22	10	YES	For detailed burst data see separate table Type5_Trial22
23	34	YES	For detailed burst data see separate table Type5_Trial23
24	11	YES	For detailed burst data see separate table Type5_Trial24
25	20	YES	For detailed burst data see separate table Type5_Trial25
26	30	YES	For detailed burst data see separate table Type5_Trial26
27	15	YES	For detailed burst data see separate table Type5_Trial27
28	38	YES	For detailed burst data see separate table Type5_Trial28
29	29	YES	For detailed burst data see separate table Type5_Trial29
30	39	YES	For detailed burst data see separate table Type5_Trial30

**Detailed Results for Radar Type 5_Trial 1**

Burst	No. of Pulses	Pulse Width (μs)	Chirp Width (MHz)	Pulse 1-to-2 Spacing (μs)	Pulse 2-to-3 Spacing (μs)	Starting Location Within Interval (μs)
1	3	97.300	12.000000	1764.000	1049.000	85.000
2	1	83.400	12.000000	---	---	882.000
3	1	94.700	12.000000	---	---	903.000
4	2	60.100	12.000000	1023.000	---	878.000
5	2	54.600	12.000000	1385.000	---	1271.000
6	3	88.100	12.000000	1088.000	1048.000	932.000
7	3	90.200	12.000000	1799.000	1142.000	226.000
8	3	63.400	12.000000	1149.000	971.000	1426.000

**Detailed Results for Radar Type 5_Trial 2**

Burst	No. of Pulses	Pulse Width (μs)	Chirp Width (MHz)	Pulse 1-to-2 Spacing (μs)	Pulse 2-to-3 Spacing (μs)	Starting Location Within Interval (μs)
1	3	53.000	16.000000	1731.000	1776.000	102.000
2	2	61.000	16.000000	988.000	---	570.000
3	1	59.900	16.000000	---	---	566.000
4	1	85.500	16.000000	---	---	213.000
5	3	94.800	16.000000	1100.000	1674.000	103.000
6	3	81.600	16.000000	979.000	1275.000	44.000
7	1	57.300	16.000000	---	---	498.000
8	2	93.800	16.000000	999.000	---	772.000
9	2	75.100	16.000000	1593.000	---	686.000
10	3	96.400	16.000000	1515.000	1372.000	320.000
11	2	59.600	16.000000	1224.000	---	9.000
12	2	69.600	16.000000	1553.000	---	192.000
13	1	84.300	16.000000	---	---	102.000
14	3	70.600	16.000000	1234.000	961.000	644.000
15	1	97.700	16.000000	---	---	436.000



Detailed Results for Radar Type 5_Trial 3

Burst	No. of Pulses	Pulse Width (μs)	Chirp Width (MHz)	Pulse 1-to-2 Spacing (μs)	Pulse 2-to-3 Spacing (μs)	Starting Location Within Interval (μs)
1	3	53.400	13.000000	1343.000	1742.000	651.000
2	1	57.300	13.000000	---	---	857.000
3	1	61.900	13.000000	---	---	567.000
4	3	60.500	13.000000	1355.000	1499.000	847.000
5	1	62.000	13.000000	---	---	1014.000
6	2	94.800	13.000000	1584.000	---	512.000
7	1	64.300	13.000000	---	---	992.000
8	3	93.200	13.000000	1157.000	1861.000	285.000
9	3	56.000	13.000000	1813.000	1900.000	1189.000
10	2	79.100	13.000000	1234.000	---	1006.000

**Detailed Results for Radar Type 5_Trial 4**

Burst	No. of Pulses	Pulse Width (μs)	Chirp Width (MHz)	Pulse 1-to-2 Spacing (μs)	Pulse 2-to-3 Spacing (μs)	Starting Location Within Interval (μs)
1	3	56.900	7.000000	1444.000	967.000	453.000
2	3	59.600	7.000000	1787.000	1144.000	206.000
3	3	95.100	7.000000	1708.000	1109.000	579.000
4	1	90.100	7.000000	---	---	554.000
5	1	81.600	7.000000	---	---	140.000
6	2	78.100	7.000000	1096.000	---	407.000
7	1	99.000	7.000000	---	---	350.000
8	3	81.300	7.000000	1461.000	1547.000	552.000
9	2	54.900	7.000000	1737.000	---	501.000
10	2	54.200	7.000000	1388.000	---	121.000
11	2	86.200	7.000000	971.000	---	397.000
12	2	79.100	7.000000	1117.000	---	318.000
13	2	55.200	7.000000	1399.000	---	427.000
14	1	57.800	7.000000	---	---	441.000
15	2	56.500	7.000000	1323.000	---	397.000
16	1	57.200	7.000000	---	---	435.000
17	2	71.400	7.000000	989.000	---	500.000
18	2	75.000	7.000000	1489.000	---	16.000
19	1	94.000	7.000000	---	---	44.000
20	3	72.700	7.000000	1153.000	1688.000	262.000

**Detailed Results for Radar Type 5_Trial 5**

Burst	No. of Pulses	Pulse Width (μs)	Chirp Width (MHz)	Pulse 1-to-2 Spacing (μs)	Pulse 2-to-3 Spacing (μs)	Starting Location Within Interval (μs)
1	3	93.000	5.000000	1554.000	1785.000	287.000
2	1	83.900	5.000000	---	---	719.000
3	1	58.600	5.000000	---	---	22.000
4	2	51.600	5.000000	1301.000	---	508.000
5	2	86.000	5.000000	971.000	---	394.000
6	2	52.400	5.000000	1014.000	---	126.000
7	2	81.600	5.000000	1650.000	---	756.000
8	2	73.500	5.000000	1428.000	---	653.000
9	1	58.900	5.000000	---	---	761.000
10	1	93.500	5.000000	---	---	118.000
11	2	90.600	5.000000	1774.000	---	108.000
12	2	58.400	5.000000	1448.000	---	740.000
13	2	89.100	5.000000	1406.000	---	689.000
14	2	73.900	5.000000	1071.000	---	160.000
15	1	61.700	5.000000	---	---	172.000

**Detailed Results for Radar Type 5_Trial 6**

Burst	No. of Pulses	Pulse Width (μs)	Chirp Width (MHz)	Pulse 1-to-2 Spacing (μs)	Pulse 2-to-3 Spacing (μs)	Starting Location Within Interval (μs)
1	1	85.200	14.000000	---	---	99.000
2	3	59.000	14.000000	1887.000	1086.000	687.000
3	1	51.000	14.000000	---	---	381.000
4	2	84.800	14.000000	1906.000	---	520.000
5	3	83.200	14.000000	1466.000	1170.000	910.000
6	3	92.300	14.000000	977.000	1255.000	1.000
7	2	59.400	14.000000	1674.000	---	732.000
8	2	90.700	14.000000	1058.000	---	642.000
9	3	93.100	14.000000	961.000	934.000	359.000
10	3	74.900	14.000000	1673.000	1639.000	602.000
11	2	90.800	14.000000	1227.000	---	430.000
12	3	58.500	14.000000	1625.000	1374.000	10.000
13	1	57.700	14.000000	---	---	804.000

**Detailed Results for Radar Type 5_Trial 7**

Burst	No. of Pulses	Pulse Width (µs)	Chirp Width (MHz)	Pulse 1-to-2 Spacing (µs)	Pulse 2-to-3 Spacing (µs)	Starting Location Within Interval (µs)
1	2	74.800	8.000000	1894.000	---	41.000
2	2	95.100	8.000000	1815.000	---	443.000
3	1	95.500	8.000000	---	---	663.000
4	2	87.500	8.000000	1259.000	---	156.000
5	3	86.300	8.000000	947.000	1761.000	185.000
6	1	90.900	8.000000	---	---	246.000
7	2	51.800	8.000000	1879.000	---	166.000
8	1	92.100	8.000000	---	---	203.000
9	3	83.800	8.000000	1477.000	1851.000	570.000
10	1	51.500	8.000000	---	---	48.000
11	1	60.400	8.000000	---	---	1.000
12	3	95.800	8.000000	934.000	1424.000	382.000
13	2	79.200	8.000000	1808.000	---	537.000
14	3	79.500	8.000000	1300.000	1192.000	323.000
15	1	83.200	8.000000	---	---	343.000
16	2	98.800	8.000000	1791.000	---	560.000
17	2	50.800	8.000000	1866.000	---	659.000

**Detailed Results for Radar Type 5_Trial 8**

Burst	No. of Pulses	Pulse Width (μs)	Chirp Width (MHz)	Pulse 1-to-2 Spacing (μs)	Pulse 2-to-3 Spacing (μs)	Starting Location Within Interval (μs)
1	3	52.300	11.000000	1799.000	1297.000	737.000
2	3	53.600	11.000000	1397.000	1860.000	189.000
3	1	59.200	11.000000	---	---	495.000
4	3	54.300	11.000000	1885.000	1319.000	152.000
5	1	75.600	11.000000	---	---	76.000
6	1	52.900	11.000000	---	---	190.000
7	1	97.700	11.000000	---	---	195.000
8	2	50.200	11.000000	1276.000	---	604.000
9	3	95.000	11.000000	1526.000	1582.000	267.000
10	3	77.500	11.000000	1494.000	1729.000	842.000
11	1	66.900	11.000000	---	---	144.000
12	2	96.100	11.000000	1441.000	---	435.000
13	3	62.500	11.000000	1037.000	1474.000	262.000
14	2	53.100	11.000000	1278.000	---	525.000

**Detailed Results for Radar Type 5_Trial 9**

Burst	No. of Pulses	Pulse Width (µs)	Chirp Width (MHz)	Pulse 1-to-2 Spacing (µs)	Pulse 2-to-3 Spacing (µs)	Starting Location Within Interval (µs)
1	3	92.800	10.000000	1307.000	1195.000	177.000
2	2	69.200	10.000000	1264.000	---	1014.000
3	2	63.000	10.000000	1830.000	---	875.000
4	1	58.400	10.000000	---	---	470.000
5	2	74.900	10.000000	1531.000	---	184.000
6	2	76.000	10.000000	1488.000	---	679.000
7	2	50.500	10.000000	1360.000	---	296.000
8	1	82.500	10.000000	---	---	645.000
9	3	58.800	10.000000	1168.000	1620.000	345.000
10	2	70.900	10.000000	1468.000	---	205.000
11	1	72.700	10.000000	---	---	702.000

**Detailed Results for Radar Type 5_Trial 10**

Burst	No. of Pulses	Pulse Width (μs)	Chirp Width (MHz)	Pulse 1-to-2 Spacing (μs)	Pulse 2-to-3 Spacing (μs)	Starting Location Within Interval (μs)
1	1	51.100	19.000000	---	---	551.000
2	2	85.100	19.000000	1734.000	---	404.000
3	3	52.100	19.000000	1720.000	1874.000	512.000
4	1	74.000	19.000000	---	---	40.000
5	2	52.100	19.000000	1849.000	---	96.000
6	2	76.700	19.000000	1657.000	---	349.000
7	1	55.400	19.000000	---	---	91.000
8	3	81.200	19.000000	1796.000	1552.000	89.000
9	2	60.900	19.000000	1713.000	---	57.000
10	2	57.100	19.000000	1611.000	---	530.000
11	2	50.100	19.000000	1364.000	---	248.000
12	1	89.400	19.000000	---	---	296.000
13	3	64.500	19.000000	1437.000	1500.000	469.000
14	2	72.500	19.000000	1415.000	---	437.000
15	3	72.200	19.000000	1705.000	1577.000	554.000
16	2	87.800	19.000000	1175.000	---	48.000
17	2	91.300	19.000000	1613.000	---	537.000
18	2	65.400	19.000000	1307.000	---	194.000
19	1	56.300	19.000000	---	---	276.000
20	2	68.900	19.000000	1611.000	---	430.000

**Detailed Results for Radar Type 5_Trial 11**

Burst	No. of Pulses	Pulse Width (μs)	Chirp Width (MHz)	Pulse 1-to-2 Spacing (μs)	Pulse 2-to-3 Spacing (μs)	Starting Location Within Interval (μs)
1	2	97.900	7.000000	1124.000	---	368.000
2	2	94.200	7.000000	1097.000	---	363.000
3	2	95.600	7.000000	1706.000	---	338.000
4	3	60.700	7.000000	1726.000	1788.000	628.000
5	2	79.600	7.000000	921.000	---	352.000
6	2	55.700	7.000000	1463.000	---	71.000
7	2	92.300	7.000000	1486.000	---	208.000
8	3	59.600	7.000000	1550.000	1830.000	605.000
9	2	95.900	7.000000	1529.000	---	727.000
10	2	87.500	7.000000	1521.000	---	637.000
11	3	81.100	7.000000	961.000	1815.000	593.000
12	3	93.000	7.000000	1246.000	1717.000	400.000
13	3	62.500	7.000000	1219.000	1563.000	742.000
14	1	70.400	7.000000	---	---	627.000
15	2	63.400	7.000000	1345.000	---	439.000
16	1	78.000	7.000000	---	---	663.000

**Detailed Results for Radar Type 5_Trial 12**

Burst	No. of Pulses	Pulse Width (μs)	Chirp Width (MHz)	Pulse 1-to-2 Spacing (μs)	Pulse 2-to-3 Spacing (μs)	Starting Location Within Interval (μs)
1	2	58.200	10.000000	1320.000	---	122.000
2	2	66.300	10.000000	1849.000	---	244.000
3	3	62.100	10.000000	1589.000	1390.000	229.000
4	2	74.300	10.000000	1184.000	---	976.000
5	1	58.600	10.000000	---	---	730.000
6	3	82.600	10.000000	1633.000	1513.000	669.000
7	1	73.100	10.000000	---	---	735.000
8	1	90.900	10.000000	---	---	645.000
9	3	66.300	10.000000	1563.000	1348.000	380.000
10	2	54.800	10.000000	1384.000	---	556.000
11	3	65.600	10.000000	1218.000	937.000	801.000
12	3	74.500	10.000000	958.000	1010.000	493.000

**Detailed Results for Radar Type 5_Trial 13**

Burst	No. of Pulses	Pulse Width (μs)	Chirp Width (MHz)	Pulse 1-to-2 Spacing (μs)	Pulse 2-to-3 Spacing (μs)	Starting Location Within Interval (μs)
1	1	66.600	20.000000	---	---	330.000
2	1	74.500	20.000000	---	---	248.000
3	2	68.200	20.000000	1149.000	---	80.000
4	2	70.100	20.000000	1849.000	---	536.000
5	3	65.800	20.000000	1316.000	1180.000	623.000
6	3	82.100	20.000000	1690.000	1661.000	503.000
7	2	95.900	20.000000	1840.000	---	687.000
8	1	51.100	20.000000	---	---	107.000
9	2	99.600	20.000000	1035.000	---	389.000
10	1	59.600	20.000000	---	---	424.000
11	3	96.000	20.000000	1733.000	1820.000	427.000
12	3	64.400	20.000000	1553.000	1679.000	204.000
13	2	82.800	20.000000	1451.000	---	69.000
14	2	86.800	20.000000	1508.000	---	573.000
15	2	76.300	20.000000	1738.000	---	361.000
16	2	83.800	20.000000	1152.000	---	683.000

**Detailed Results for Radar Type 5_Trial 14**

Burst	No. of Pulses	Pulse Width (μs)	Chirp Width (MHz)	Pulse 1-to-2 Spacing (μs)	Pulse 2-to-3 Spacing (μs)	Starting Location Within Interval (μs)
1	2	52.100	18.000000	1215.000	---	17.000
2	3	99.800	18.000000	1736.000	1673.000	148.000
3	2	53.200	18.000000	1233.000	---	12.000
4	1	87.200	18.000000	---	---	540.000
5	2	75.200	18.000000	975.000	---	618.000
6	3	63.600	18.000000	1614.000	1448.000	732.000
7	2	61.200	18.000000	1118.000	---	137.000
8	2	86.400	18.000000	1014.000	---	331.000
9	2	79.400	18.000000	1910.000	---	737.000
10	2	84.300	18.000000	1126.000	---	48.000
11	2	81.500	18.000000	1345.000	---	288.000
12	3	81.300	18.000000	1810.000	952.000	529.000
13	2	94.900	18.000000	1306.000	---	612.000
14	3	69.600	18.000000	1632.000	1730.000	692.000
15	3	73.300	18.000000	1015.000	1552.000	317.000
16	3	93.100	18.000000	1179.000	1533.000	7.000



Detailed Results for Radar Type 5_Trial 15

Burst	No. of Pulses	Pulse Width (μs)	Chirp Width (MHz)	Pulse 1-to-2 Spacing (μs)	Pulse 2-to-3 Spacing (μs)	Starting Location Within Interval (μs)
1	2	97.500	12.000000	1544.000	---	99.000
2	2	65.600	12.000000	1375.000	---	550.000
3	1	68.300	12.000000	---	---	550.000
4	3	50.300	12.000000	1878.000	1651.000	1131.000
5	3	51.700	12.000000	975.000	1518.000	102.000
6	3	57.200	12.000000	1700.000	1447.000	1041.000
7	2	98.400	12.000000	1637.000	---	130.000
8	3	58.900	12.000000	1602.000	1161.000	38.000
9	2	60.100	12.000000	984.000	---	333.000



Detailed Results for Radar Type 5_Trial 16

Burst	No. of Pulses	Pulse Width (μs)	Chirp Width (MHz)	Pulse 1-to-2 Spacing (μs)	Pulse 2-to-3 Spacing (μs)	Starting Location Within Interval (μs)
1	1	80.900	6.000000	---	---	565.000
2	3	55.800	6.000000	1708.000	1448.000	439.000
3	2	93.400	6.000000	985.000	---	706.000
4	2	83.200	6.000000	1912.000	---	758.000
5	3	59.100	6.000000	1594.000	1591.000	79.000
6	2	74.400	6.000000	939.000	---	107.000
7	3	85.400	6.000000	1733.000	1253.000	238.000
8	3	98.000	6.000000	1896.000	1606.000	373.000
9	1	92.100	6.000000	---	---	363.000
10	1	84.400	6.000000	---	---	227.000
11	2	67.400	6.000000	1272.000	---	646.000
12	3	92.000	6.000000	1831.000	1066.000	457.000
13	3	87.500	6.000000	1763.000	1055.000	22.000



Detailed Results for Radar Type 5_Trial 17

Burst	No. of Pulses	Pulse Width (μs)	Chirp Width (MHz)	Pulse 1-to-2 Spacing (μs)	Pulse 2-to-3 Spacing (μs)	Starting Location Within Interval (μs)
1	3	68.400	12.000000	1658.000	1189.000	811.000
2	3	79.800	12.000000	1645.000	1732.000	1059.000
3	1	86.100	12.000000	---	---	970.000
4	1	83.200	12.000000	---	---	765.000
5	1	97.500	12.000000	---	---	1117.000
6	2	51.300	12.000000	1708.000	---	559.000
7	3	77.900	12.000000	1276.000	1521.000	253.000
8	3	80.800	12.000000	1804.000	959.000	563.000
9	2	82.100	12.000000	1443.000	---	169.000
10	3	65.000	12.000000	1848.000	1035.000	156.000

**Detailed Results for Radar Type 5_Trial 18**

Burst	No. of Pulses	Pulse Width (μs)	Chirp Width (MHz)	Pulse 1-to-2 Spacing (μs)	Pulse 2-to-3 Spacing (μs)	Starting Location Within Interval (μs)
1	2	78.300	8.000000	1113.000	---	442.000
2	3	73.800	8.000000	1354.000	1837.000	373.000
3	3	76.100	8.000000	1355.000	1639.000	48.000
4	3	87.300	8.000000	1498.000	1822.000	357.000
5	1	50.900	8.000000	---	---	161.000
6	2	69.700	8.000000	1619.000	---	132.000
7	3	76.000	8.000000	1288.000	1532.000	644.000
8	2	60.600	8.000000	1300.000	---	48.000
9	1	98.100	8.000000	---	---	403.000
10	2	52.200	8.000000	1422.000	---	506.000
11	2	98.400	8.000000	1351.000	---	22.000
12	2	87.700	8.000000	1180.000	---	634.000
13	3	82.400	8.000000	1704.000	1848.000	28.000
14	3	68.900	8.000000	1080.000	1341.000	12.000
15	2	71.600	8.000000	1681.000	---	577.000
16	3	93.100	8.000000	1758.000	1536.000	609.000
17	2	52.100	8.000000	1941.000	---	612.000
18	2	89.200	8.000000	966.000	---	60.000

**Detailed Results for Radar Type 5_Trial 19**

Burst	No. of Pulses	Pulse Width (μs)	Chirp Width (MHz)	Pulse 1-to-2 Spacing (μs)	Pulse 2-to-3 Spacing (μs)	Starting Location Within Interval (μs)
1	2	80.800	17.000000	1865.000	---	407.000
2	2	65.200	17.000000	1617.000	---	541.000
3	2	55.500	17.000000	1012.000	---	474.000
4	2	97.400	17.000000	1402.000	---	157.000
5	2	70.500	17.000000	1522.000	---	531.000
6	2	84.400	17.000000	1207.000	---	573.000
7	3	86.000	17.000000	1566.000	1277.000	121.000
8	2	76.800	17.000000	1481.000	---	136.000
9	2	87.400	17.000000	993.000	---	227.000
10	2	56.300	17.000000	1384.000	---	27.000
11	3	86.700	17.000000	920.000	1181.000	224.000
12	3	81.000	17.000000	959.000	1111.000	506.000
13	2	50.500	17.000000	1891.000	---	173.000
14	2	92.000	17.000000	1263.000	---	553.000
15	2	62.200	17.000000	1469.000	---	311.000
16	2	69.400	17.000000	1007.000	---	332.000
17	3	65.600	17.000000	1335.000	1823.000	519.000
18	2	70.300	17.000000	1590.000	---	96.000
19	3	78.100	17.000000	1361.000	1775.000	12.000



Detailed Results for Radar Type 5_Trial 20

Burst	No. of Pulses	Pulse Width (μs)	Chirp Width (MHz)	Pulse 1-to-2 Spacing (μs)	Pulse 2-to-3 Spacing (μs)	Starting Location Within Interval (μs)
1	3	76.300	6.000000	1673.000	1870.000	757.000
2	1	85.600	6.000000	---	---	712.000
3	2	87.400	6.000000	1495.000	---	427.000
4	2	67.800	6.000000	1430.000	---	153.000
5	1	80.900	6.000000	---	---	197.000
6	1	80.300	6.000000	---	---	160.000
7	3	86.500	6.000000	1329.000	1212.000	509.000
8	1	96.300	6.000000	---	---	828.000
9	1	80.800	6.000000	---	---	306.000
10	2	74.900	6.000000	1636.000	---	609.000
11	3	60.400	6.000000	1278.000	1394.000	269.000
12	3	57.300	6.000000	1719.000	999.000	826.000
13	2	64.800	6.000000	1378.000	---	41.000
14	2	66.600	6.000000	933.000	---	631.000



Detailed Results for Radar Type 5_Trial 21

Burst	No. of Pulses	Pulse Width (μs)	Chirp Width (MHz)	Pulse 1-to-2 Spacing (μs)	Pulse 2-to-3 Spacing (μs)	Starting Location Within Interval (μs)
1	3	86.900	18.000000	1072.000	1743.000	270.000
2	3	81.200	18.000000	1473.000	1232.000	993.000
3	3	100.000	18.000000	1838.000	1883.000	1083.000
4	1	65.400	18.000000	---	---	815.000
5	3	80.200	18.000000	1355.000	1538.000	799.000
6	3	96.500	18.000000	1759.000	1784.000	72.000
7	3	80.300	18.000000	1386.000	1646.000	426.000
8	2	81.600	18.000000	1787.000	---	878.000

**Detailed Results for Radar Type 5_Trial 22**

Burst	No. of Pulses	Pulse Width (μs)	Chirp Width (MHz)	Pulse 1-to-2 Spacing (μs)	Pulse 2-to-3 Spacing (μs)	Starting Location Within Interval (μs)
1	3	64.900	8.000000	1505.000	942.000	403.000
2	2	74.300	8.000000	1789.000	---	177.000
3	3	70.800	8.000000	1084.000	1077.000	477.000
4	2	89.800	8.000000	1727.000	---	39.000
5	2	93.800	8.000000	1220.000	---	581.000
6	3	71.300	8.000000	1699.000	1079.000	519.000
7	2	73.200	8.000000	1306.000	---	9.000
8	2	78.200	8.000000	1010.000	---	72.000
9	3	65.600	8.000000	1443.000	1201.000	152.000
10	2	80.300	8.000000	1521.000	---	187.000
11	1	53.000	8.000000	---	---	669.000
12	2	97.600	8.000000	1808.000	---	558.000
13	2	69.000	8.000000	1583.000	---	502.000
14	3	98.300	8.000000	1282.000	1548.000	356.000
15	3	58.000	8.000000	1058.000	1448.000	179.000
16	2	53.300	8.000000	993.000	---	253.000
17	2	78.600	8.000000	1265.000	---	413.000



Detailed Results for Radar Type 5_Trial 23

Burst	No. of Pulses	Pulse Width (µs)	Chirp Width (MHz)	Pulse 1-to-2 Spacing (µs)	Pulse 2-to-3 Spacing (µs)	Starting Location Within Interval (µs)
1	2	68.600	13.000000	1614.000	---	278.000
2	3	78.700	13.000000	1230.000	1429.000	455.000
3	2	72.000	13.000000	1581.000	---	173.000
4	2	75.600	13.000000	977.000	---	212.000
5	2	65.500	13.000000	1725.000	---	589.000
6	2	55.000	13.000000	1600.000	---	3.000
7	1	57.000	13.000000	---	---	642.000
8	2	70.100	13.000000	1454.000	---	556.000
9	2	52.700	13.000000	1212.000	---	448.000
10	3	61.200	13.000000	1845.000	1035.000	543.000
11	2	98.000	13.000000	1740.000	---	298.000
12	2	56.300	13.000000	1488.000	---	3.000
13	3	74.200	13.000000	1454.000	1697.000	589.000
14	1	91.600	13.000000	---	---	282.000
15	3	70.600	13.000000	1578.000	1218.000	414.000

**Detailed Results for Radar Type 5_Trial 24**

Burst	No. of Pulses	Pulse Width (μs)	Chirp Width (MHz)	Pulse 1-to-2 Spacing (μs)	Pulse 2-to-3 Spacing (μs)	Starting Location Within Interval (μs)
1	3	61.700	11.000000	1264.000	1572.000	640.000
2	3	82.600	11.000000	923.000	1387.000	439.000
3	2	74.800	11.000000	1230.000	---	16.000
4	2	77.700	11.000000	1544.000	---	613.000
5	1	80.400	11.000000	---	---	213.000
6	3	88.700	11.000000	1316.000	1461.000	568.000
7	3	78.100	11.000000	1065.000	1167.000	387.000
8	2	56.600	11.000000	1454.000	---	647.000
9	1	63.600	11.000000	---	---	285.000
10	2	73.100	11.000000	1369.000	---	189.000
11	2	67.900	11.000000	994.000	---	165.000
12	2	76.500	11.000000	1164.000	---	480.000
13	1	63.700	11.000000	---	---	28.000
14	2	70.100	11.000000	1823.000	---	516.000
15	2	90.400	11.000000	1694.000	---	561.000
16	2	87.700	11.000000	1528.000	---	420.000
17	3	77.700	11.000000	1339.000	1407.000	61.000
18	1	81.300	11.000000	---	---	67.000

**Detailed Results for Radar Type 5_Trial 25**

Burst	No. of Pulses	Pulse Width (μs)	Chirp Width (MHz)	Pulse 1-to-2 Spacing (μs)	Pulse 2-to-3 Spacing (μs)	Starting Location Within Interval (μs)
1	2	69.000	7.000000	1220.000	---	20.000
2	3	88.500	7.000000	1376.000	1096.000	45.000
3	2	56.300	7.000000	1207.000	---	779.000
4	2	88.800	7.000000	1793.000	---	532.000
5	1	78.600	7.000000	---	---	577.000
6	2	82.300	7.000000	1534.000	---	549.000
7	1	71.700	7.000000	---	---	612.000
8	2	52.800	7.000000	1891.000	---	631.000
9	1	66.100	7.000000	---	---	166.000
10	2	72.800	7.000000	1460.000	---	381.000
11	2	82.900	7.000000	1293.000	---	451.000
12	3	72.300	7.000000	1224.000	1577.000	61.000
13	2	91.900	7.000000	1281.000	---	619.000
14	3	82.400	7.000000	1570.000	1469.000	99.000

**Detailed Results for Radar Type 5_Trial 26**

Burst	No. of Pulses	Pulse Width (μs)	Chirp Width (MHz)	Pulse 1-to-2 Spacing (μs)	Pulse 2-to-3 Spacing (μs)	Starting Location Within Interval (μs)
1	2	77.900	16.000000	1250.000	---	478.000
2	2	69.500	16.000000	1007.000	---	962.000
3	2	74.500	16.000000	1631.000	---	657.000
4	1	93.900	16.000000	---	---	564.000
5	2	55.400	16.000000	949.000	---	59.000
6	3	50.400	16.000000	1162.000	1396.000	565.000
7	1	68.600	16.000000	---	---	732.000
8	3	88.700	16.000000	1750.000	1835.000	872.000
9	2	54.900	16.000000	1869.000	---	32.000
10	3	51.000	16.000000	970.000	1344.000	750.000
11	3	86.500	16.000000	1599.000	1682.000	364.000



Detailed Results for Radar Type 5_Trial 27

Burst	No. of Pulses	Pulse Width (μs)	Chirp Width (MHz)	Pulse 1-to-2 Spacing (μs)	Pulse 2-to-3 Spacing (μs)	Starting Location Within Interval (μs)
1	2	50.800	18.000000	1595.000	---	21.000
2	2	52.000	18.000000	1563.000	---	729.000
3	2	58.800	18.000000	1384.000	---	15.000
4	2	79.700	18.000000	979.000	---	261.000
5	1	69.500	18.000000	---	---	533.000
6	2	98.900	18.000000	1015.000	---	493.000
7	2	82.800	18.000000	1634.000	---	218.000
8	1	70.100	18.000000	---	---	1102.000
9	2	89.200	18.000000	1357.000	---	524.000

**Detailed Results for Radar Type 5_Trial 28**

Burst	No. of Pulses	Pulse Width (μs)	Chirp Width (MHz)	Pulse 1-to-2 Spacing (μs)	Pulse 2-to-3 Spacing (μs)	Starting Location Within Interval (μs)
1	2	79.600	17.000000	1029.000	---	270.000
2	1	90.200	17.000000	---	---	580.000
3	3	66.100	17.000000	1312.000	1766.000	86.000
4	1	95.200	17.000000	---	---	92.000
5	2	76.300	17.000000	1238.000	---	368.000
6	2	75.800	17.000000	1106.000	---	165.000
7	3	50.700	17.000000	1312.000	1580.000	377.000
8	3	56.300	17.000000	1837.000	1154.000	323.000
9	3	56.100	17.000000	1061.000	1394.000	400.000
10	3	81.200	17.000000	1582.000	1379.000	405.000
11	2	89.700	17.000000	1845.000	---	506.000
12	1	97.800	17.000000	---	---	331.000
13	1	75.700	17.000000	---	---	430.000
14	3	50.200	17.000000	1237.000	1653.000	544.000
15	2	52.000	17.000000	1729.000	---	339.000
16	2	69.400	17.000000	1603.000	---	44.000
17	2	67.500	17.000000	1168.000	---	521.000
18	2	98.100	17.000000	958.000	---	384.000
19	3	63.600	17.000000	1260.000	1640.000	194.000



Detailed Results for Radar Type 5_Trial 29

Burst	No. of Pulses	Pulse Width (μs)	Chirp Width (MHz)	Pulse 1-to-2 Spacing (μs)	Pulse 2-to-3 Spacing (μs)	Starting Location Within Interval (μs)
1	2	77.400	20.000000	1666.000	---	613.000
2	3	99.600	20.000000	1128.000	1195.000	1083.000
3	3	95.100	20.000000	1506.000	1563.000	362.000
4	1	84.300	20.000000	---	---	319.000
5	3	88.900	20.000000	1568.000	1152.000	604.000
6	2	69.200	20.000000	995.000	---	451.000
7	2	81.400	20.000000	1689.000	---	791.000
8	2	88.500	20.000000	1286.000	---	359.000
9	3	70.600	20.000000	1189.000	1825.000	241.000
10	3	56.000	20.000000	1217.000	1783.000	317.000

**Detailed Results for Radar Type 5_Trial 30**

Burst	No. of Pulses	Pulse Width (μs)	Chirp Width (MHz)	Pulse 1-to-2 Spacing (μs)	Pulse 2-to-3 Spacing (μs)	Starting Location Within Interval (μs)
1	1	70.600	15.000000	---	---	302.000
2	1	74.700	15.000000	---	---	299.000
3	1	63.600	15.000000	---	---	82.000
4	2	52.100	15.000000	1812.000	---	536.000
5	1	97.500	15.000000	---	---	395.000
6	2	96.300	15.000000	1335.000	---	250.000
7	3	70.800	15.000000	1052.000	1243.000	462.000
8	3	59.600	15.000000	1059.000	1550.000	477.000
9	3	99.200	15.000000	1633.000	1572.000	254.000
10	1	53.300	15.000000	---	---	33.000
11	3	98.600	15.000000	1526.000	1428.000	564.000
12	3	89.300	15.000000	1017.000	1662.000	221.000
13	1	62.700	15.000000	---	---	248.000
14	2	70.400	15.000000	1855.000	---	232.000
15	3	61.400	15.000000	1444.000	1073.000	470.000
16	1	76.000	15.000000	---	---	441.000
17	2	90.800	15.000000	1164.000	---	195.000
18	3	65.200	15.000000	1246.000	1582.000	246.000
19	3	74.700	15.000000	928.000	1671.000	194.000
20	2	75.100	15.000000	989.000	---	83.000



Detailed Results for Radar Type 6

Trial Number	Pulse Width (μs)	PRI (μs)	No. of Pulses	Pulses Detected	Comment
1	1.000	300.000	9	YES	
2	1.000	300.000	9	YES	
3	1.000	300.000	9	YES	
4	1.000	300.000	9	YES	
5	1.000	300.000	9	YES	
6	1.000	300.000	9	YES	
7	1.000	300.000	9	YES	
8	1.000	300.000	9	YES	
9	1.000	300.000	9	YES	
10	1.000	300.000	9	YES	
11	1.000	300.000	9	YES	
12	1.000	300.000	9	YES	
13	1.000	300.000	9	YES	
14	1.000	300.000	9	YES	
15	1.000	300.000	9	YES	
16	1.000	300.000	9	YES	
17	1.000	300.000	9	YES	
18	1.000	300.000	9	YES	
19	1.000	300.000	9	YES	
20	1.000	300.000	9	YES	
21	1.000	300.000	9	YES	
22	1.000	300.000	9	YES	
23	1.000	300.000	9	YES	
24	1.000	300.000	9	YES	
25	1.000	300.000	9	YES	
26	1.000	300.000	9	YES	
27	1.000	300.000	9	YES	
28	1.000	300.000	9	YES	
29	1.000	300.000	9	YES	
30	1.000	300.000	9	YES	

Note: For the Frequency Hopping Radar Type, the same Burst parameters are used for each waveform. The hopping sequence is different for each waveform and a 100-length segment is selected from the hopping sequence defined by the following algorithm:

The first frequency in a hopping sequence is selected randomly from the group of 475 integer frequencies from 5250 – 5724 MHz. Next, the frequency that was just chosen is removed from the group and a frequency is randomly selected from the remaining 474 frequencies in the group. This process continues until all 475 frequencies are chosen for the set. For selection of a random frequency, the frequencies remaining within the group are always treated as equally likely.

END OF REPORT