

成品尺寸	55x100mm
------	----------

单位:mm

Frequently Asked Questions

1 Can I share with family and friends?

Yes, you can share your cameras with family and friends who will have access to view the camera and control your bulbs, plugs, and other devices. In the app, press the Profile button and click on the "Home Management" button, and you will be able to give or revoke sharing permissions. In order to share, the other user should already have downloaded the app and registered a new account.

2 What's the Wireless Range?

The range of your home Wi-Fi is heavily dependent on your home router and the conditions of the room. Check with your router specifications for exact range data.

3 The device appears offline or unreachable?

Make sure your Wi-Fi router is online and in range. Make sure you have the latest app functionality by clicking "Check for firmware update" in your device settings.

4 Cannot connect to your Wi-Fi network.

Make sure you entered the correct Wi-Fi password during the Wi-Fi setup. Check whether there are any Internet connection problems. If the Wi-Fi signal is too weak, reset your Wi-Fi router and try again.

5 How many cameras can I control?

TuyaSmart app can control an unlimited amount of devices in an unlimited amount of locations. Your router may have a limit of how many devices can be connected to one router.

System Requirements

- Mobile device running iOS® 8 or higher or Android™ 4.1x or higher
- Existing Wi-Fi Network

Technical Specifications

- Camera: up to 1080p (1920x1080) at 20 frames / sec. H.264 encoding
- Audio: Internal Speaker and Microphone
- Storage: supports up to 128G Micro SD card (not included)
- Wi-Fi: IEEE 802.11b/g/n, 2.4GHz(not compatible with 5GHz Wi-Fi networks)

FCC Notice

This device complies with Part 15 of the FCC Rules. Operation is subject to the following two conditions: (1) This device may not cause harmful interference, and (2) This device must accept any interference received, including interference that may cause undesired operation.

Any Changes or modifications not expressly approved by the party responsible for compliance could void the user's authority to operate the equipment.

NOTE: This equipment has been tested and found to comply with the limits for a Class B digital device, pursuant to part 15 of the FCC Rules. These limits are designed to provide reasonable protection against harmful interference in a residential installation. This equipment generates, uses and can radiate radio frequency energy and, if not installed and used in accordance with the instructions, may cause harmful interference to radio communications. However, there is no guarantee that interference will not occur in a particular installation. If this equipment does cause harmful interference to radio or television reception, which can be determined by turning the equipment off and on, the user is encouraged to try to correct the interference by one or more of the following measures:

- Reorient or relocate the receiving antenna.
- Increase the separation between the equipment and receiver.
- Connect the equipment into an outlet on a circuit different from that to which the receiver is connected.
- Consult the dealer or an experienced radio/TV technician for help.

RF exposure warning
This equipment complies with FCC radiation exposure

limits set forth for an uncontrolled environment. This equipment should be installed and operated with minimum distance 20cm between the radiator & your body.

SMART WI-FI CAMERA USER MANUAL

Please read the instruction manual carefully before using the product



Thank you for purchasing Smart Camera. Get started using your new devices by downloading TuyaSmart, one convenient app that manages everything straight from your phone. Easily connect to your home Wi-Fi and control multiple devices from the touch of your fingertips

What's in the Box

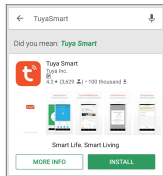

- Smart Camera ×1
- USB Cable ×1
- User Manual ×1
- 3M Adhesive ×1 *
- Reset pin ×1 *
- Adapter ×1 *

*: Different products have different accessories, please refer to physical packing.

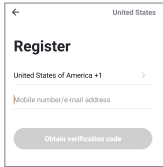
Get Ready

- Know your Wi-Fi network and password
- Make sure your mobile device is running iOS® 8 or higher or Android™ 4.1x or higher
- Make sure you're connecting to a 2.4GHz Wi-Fi network (It can't connect to 5GHz networks)

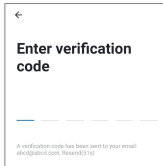
1 Download the TuyaSmart app from App Store or Google Play.



2 Register an account on your TuyaSmart app



STEP 1.
Enter your mobile phone number or email address.

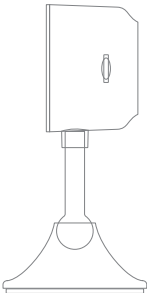


STEP 2.
Enter the verification code and create a password.

3 Plug in

How do I reset my device?

- Use the reset pin to press the Reset Button (as pic 1) for several seconds until the camera starts to beep.
- **Optional:** Insert Micro SD card as shown in pic 2

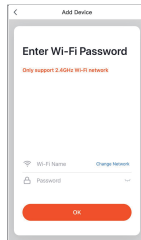


4 Add device

- Open TuyaSmart APP, click "+" on the top right corner of the page "HOME", then select "Smart Camera".
- Make sure the indicator light on the device is flashing red quickly, then press "Next Step".



- Enter your "Wi-Fi network and password", click "OK".



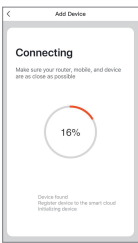
- Read the instruction about "Scan with the camera", click "Continue".



- Scan the QR Code on your phone with camera. Heard a prompt tone, click "Heard the beep".



- When the indicator light on the device turns from flashing red light to steady green light, the network configuration is complete.



*Please refer to the specific APP interface if there are any difference.

版本	物料编号	变更者	变更时间	版本升级原因描述
1.0		许夕则	20100319	原始版本

空白料号	/	客户 中性	产品名称	智能摄像机	物料名称	SC002-WO2-中性-智能摄像机-英文中性说明书	设计	许夕则
材质	105g铜版纸		型号	SC002-WO2	物料编号		审核	徐明亮
颜色	白		设计编码	TUYA.SC002-WO2.SMS.TYZX.WH.03			时间	20200319
加工工艺	风琴七折页,正反印刷							
印刷色	四色印刷							