


成品尺寸	80x80mm
展开图尺寸：	80x480mm
公差：	±1mm

单位：mm

Before You Start


Manufacturer: Hangzhou Tuya Information Technology Co., Ltd.
Tel.: 0571-56081627
Address: Room 701, Building 3, More Center, Gudun Road No. 87, Xihu District, Hangzhou, Zhejiang Province

CE Notice:



CE Products with the CE marking comply with the Radio Equipment Directive (2014/53/EU), the Electromagnetic Compatibility Directive (2014/30/EU), the Low Voltage Directive (2014/35/EU) – issued by the Commission of the European.
Compliance with these directives implies conformity to the following European Standards:
EN300328 V2.2.2
EN 301 489-1 V2.2.1
EN 301 489-17 V3.2.0
EN62368-1:2014+A11:2017
EN55032:2015+AC:2016(ClassB);
EN55035:2017
EN62311:2008

WEEE



This product must not be disposed of as normal household waste, in accordance with EU directive for waste electrical and electronic equipment (WEEE- 2012/19/EU). Instead, it should be disposed of by returning it to the point of sale, or to a municipal recycling collection point.

FCC Notice:

This device complies with Part 15 of the FCC Rules. Operation is subject to the following two conditions: (1) this device may not cause harmful interference, and (2) this device must accept any interference received, including interference that may cause undesired operation.

However, there is no guarantee that interference will not occur in a particular installation. If this equipment does cause harmful interference to radio or television reception, which can be determined by turning the equipment off and on, the user is encouraged to try to correct the interference by one or more of the following measures:
– Reorient or relocate the receiving antenna.
– Increase the separation between the equipment and receiver.
– Connect the equipment into an outlet on a circuit different from that to which the receiver is connected.
– Consult the dealer or an experienced radio/TV technician for help.

RF exposure warning


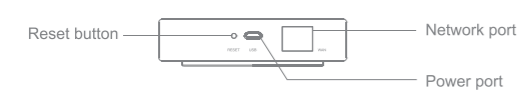
This equipment must be installed and operated in accordance with provided instructions and the antenna(s) used for this transmitter must be installed to provide a separation distance of at least 20 cm from all persons and must not be co-located or operating in conjunction with any other antenna or transmitter. End-users and installers must be provide with antenna installation instructions and transmitter operating conditions for satisfying RF exposure compliance.

Smart Zigbee Gateway



Product Manual and Warranty Certificate

Product Description

The TuyaGo smart Zigbee gateway is the control center for Zigbee devices. You can add Zigbee devices to design and implement smart scenes.

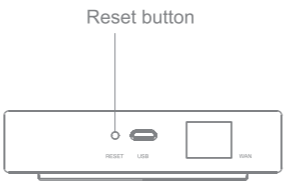
Preparation

- Connect your mobile phone to the Wi-Fi network.
 
- Download and log in to the app.
 

Scan the QR code to download the TuyaSmart app.
* The released app version prevails.

Network Settings

- Power on the gateway and use a network cable to connect it to a 2.4 GHz home router.
- Ensure that the network pairing indicator is steady green. If not, press and hold the Reset button until the indicator is steady green.



- Connect your mobile phone to the 2.4 GHz home router so that your mobile phone is in the same LAN as the gateway.

Product Specifications

Product Name	TuyaGo smart Zigbee gateway
Product Model	THP10-Z
Input Power	5 V = 1 A (≡ Direct Current)
Working Temperature	-10°C to +55°C
Working Humidity	10% to 90% RH (non-condensing)
Wireless Protocol	Zigbee
Dimensions	90.0 mm x 90.0 mm x 23.0 mm
Net Weight	About 74.5 g

Adaptor Characteristics

Model:	KA06C (British Standard)	KA06E (Europe Standard)
Rated Input voltage:	100-240V	100-240V
Rated Input Frequency:	50-60Hz	50-60Hz
Steady AC Current:	Less than 0.2A at 100-240V AC input	Less than 0.25A at 100-240V AC input
Rated Output Voltage:	5V	5V
Rated Power:	5W	5W

State: This form is for shipments only using the British standard or Europe standard adaptor.

Packing List

- TuyaGo smart Zigbee gateway x 1
- Power cable x 1
- Product manual x 1
- Adapter x 1
- Network cable x 1

版本	物料编号	变更者	变更时间	版本升级原因描述
1.0				原始版本

材质	105g铜版纸	 客户 TuyaGo 涂鸦智选	产品名称	涂鸦智选智能 Zigbee网关 (英文)	物料名称	THP10-Z-涂鸦智选智能Zigbee网关 (英文)-涂鸦智选-说明书	设计	徐佳川
印刷色	单印灰		型号	THP10-Z	物料编号		审核	邱斌
加工工艺	风琴6折页, 正反印刷						时间	20200526
接合方式	/							