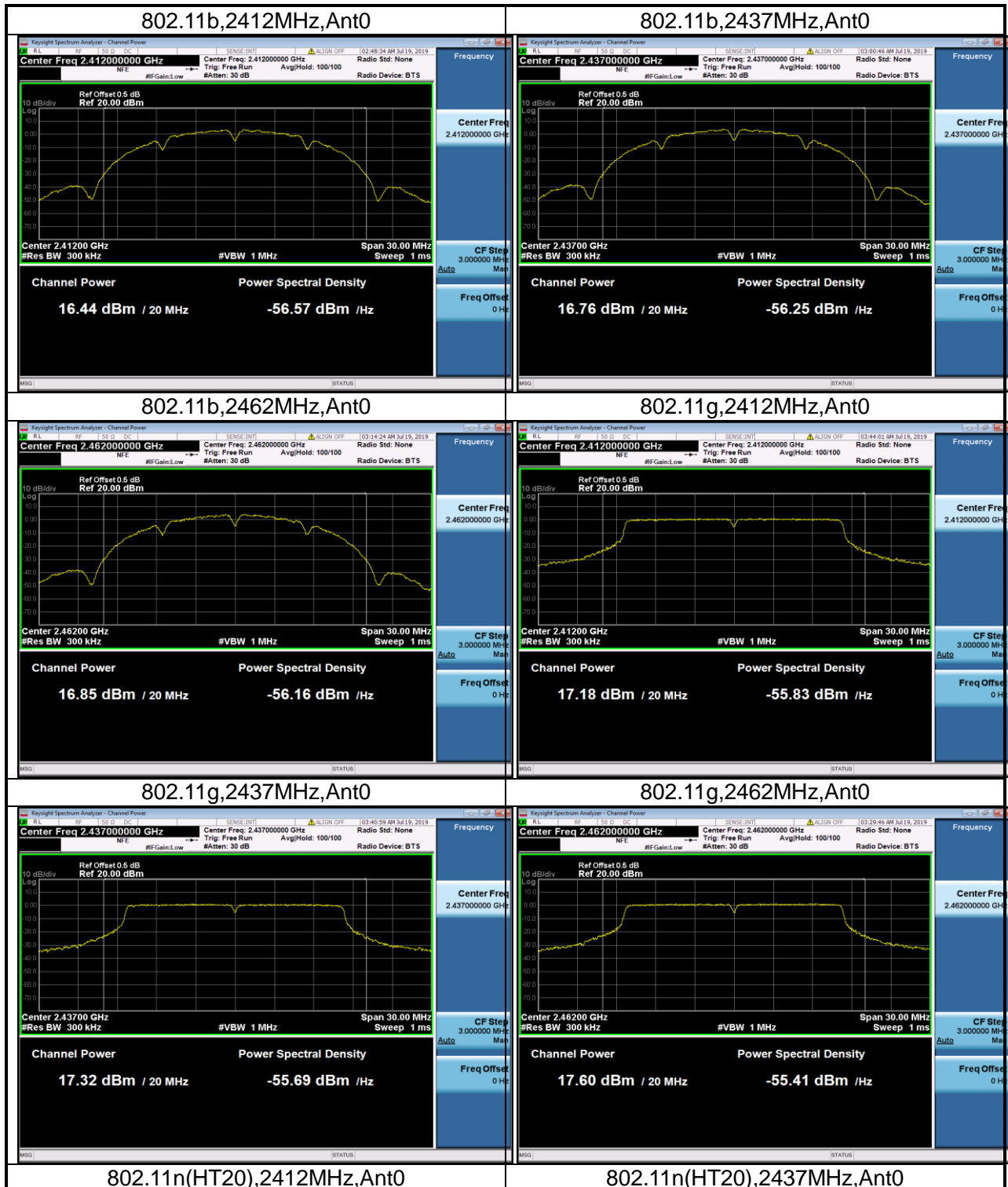
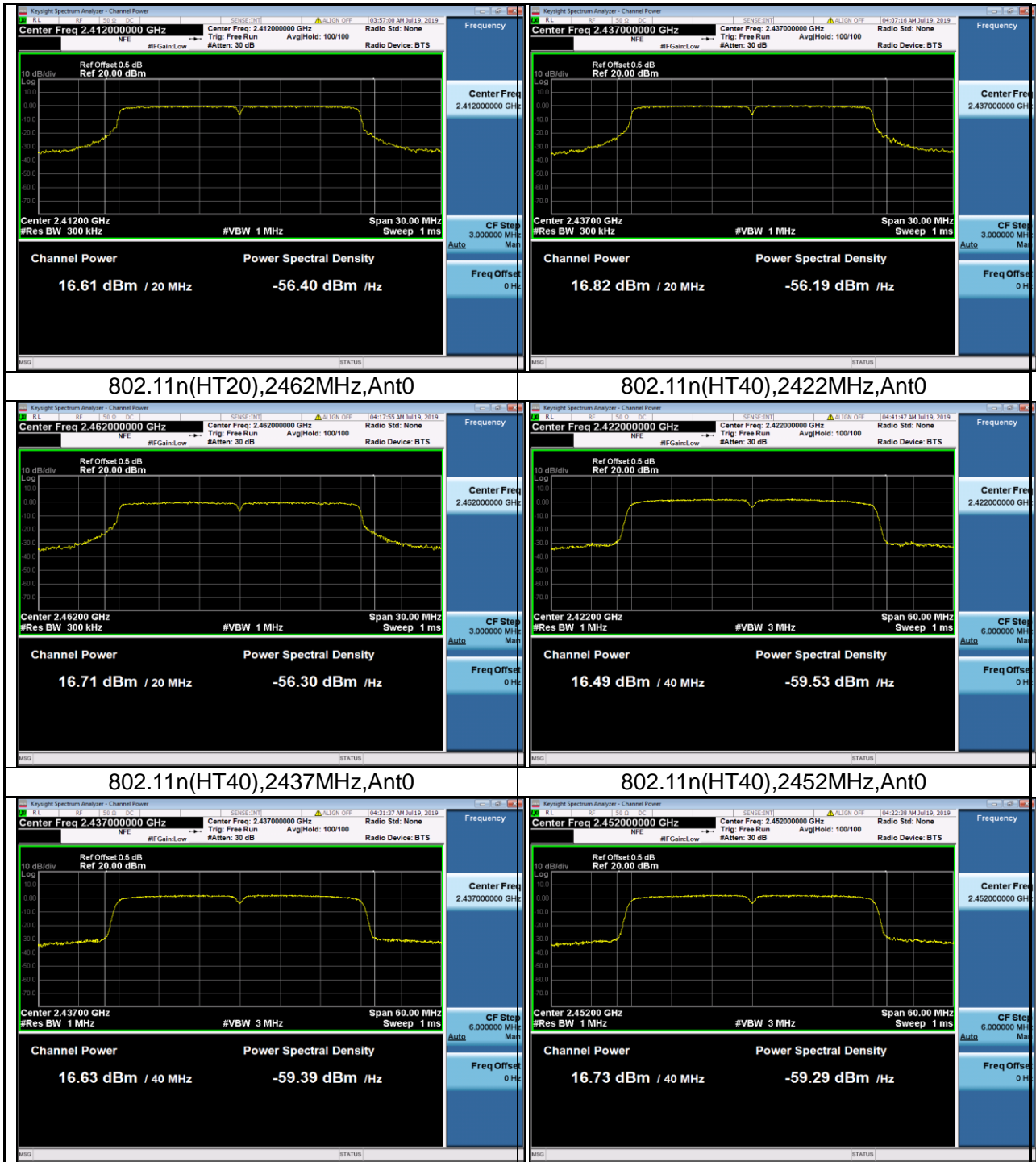


4.2 Test Plots





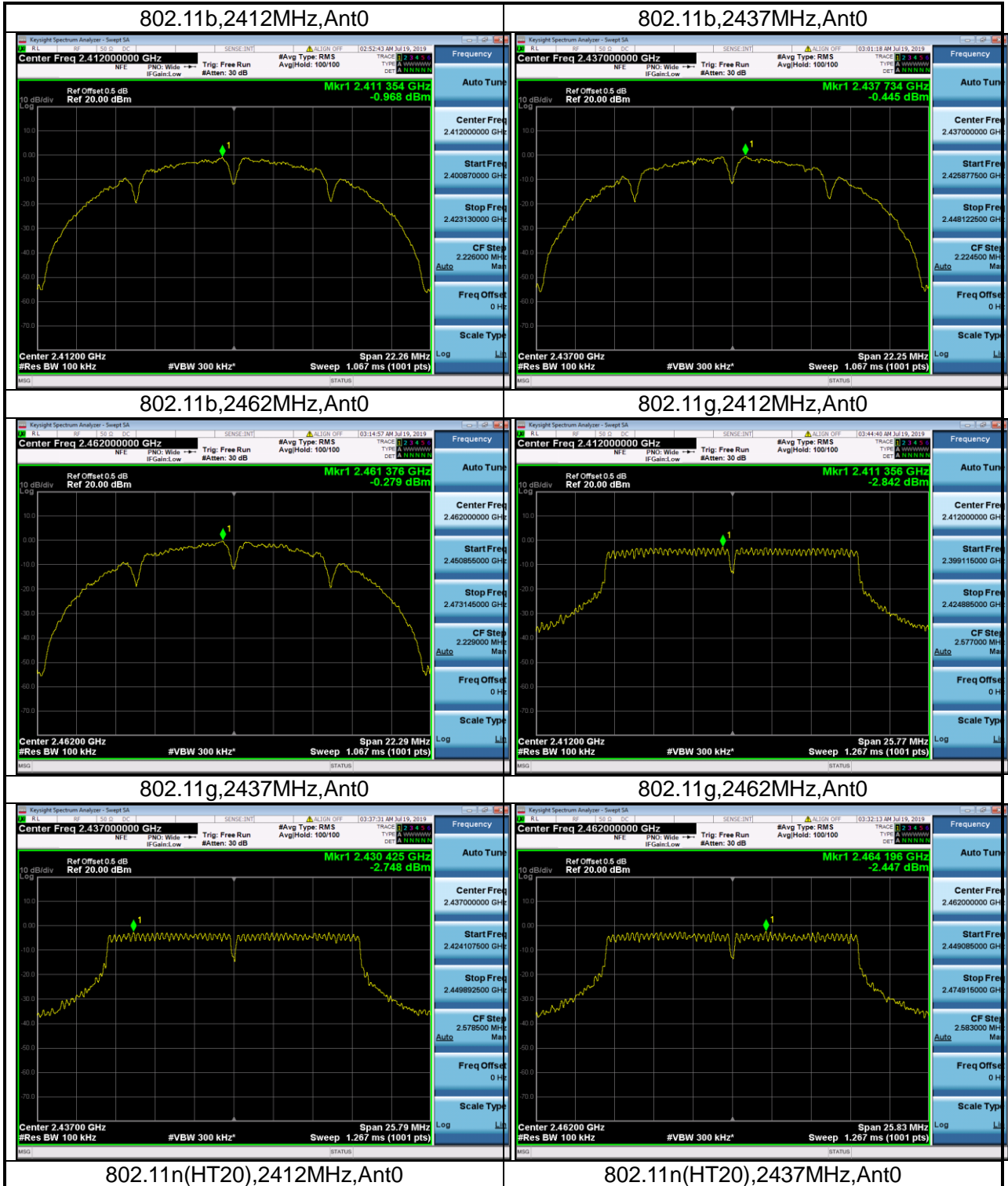
TEST REPORT

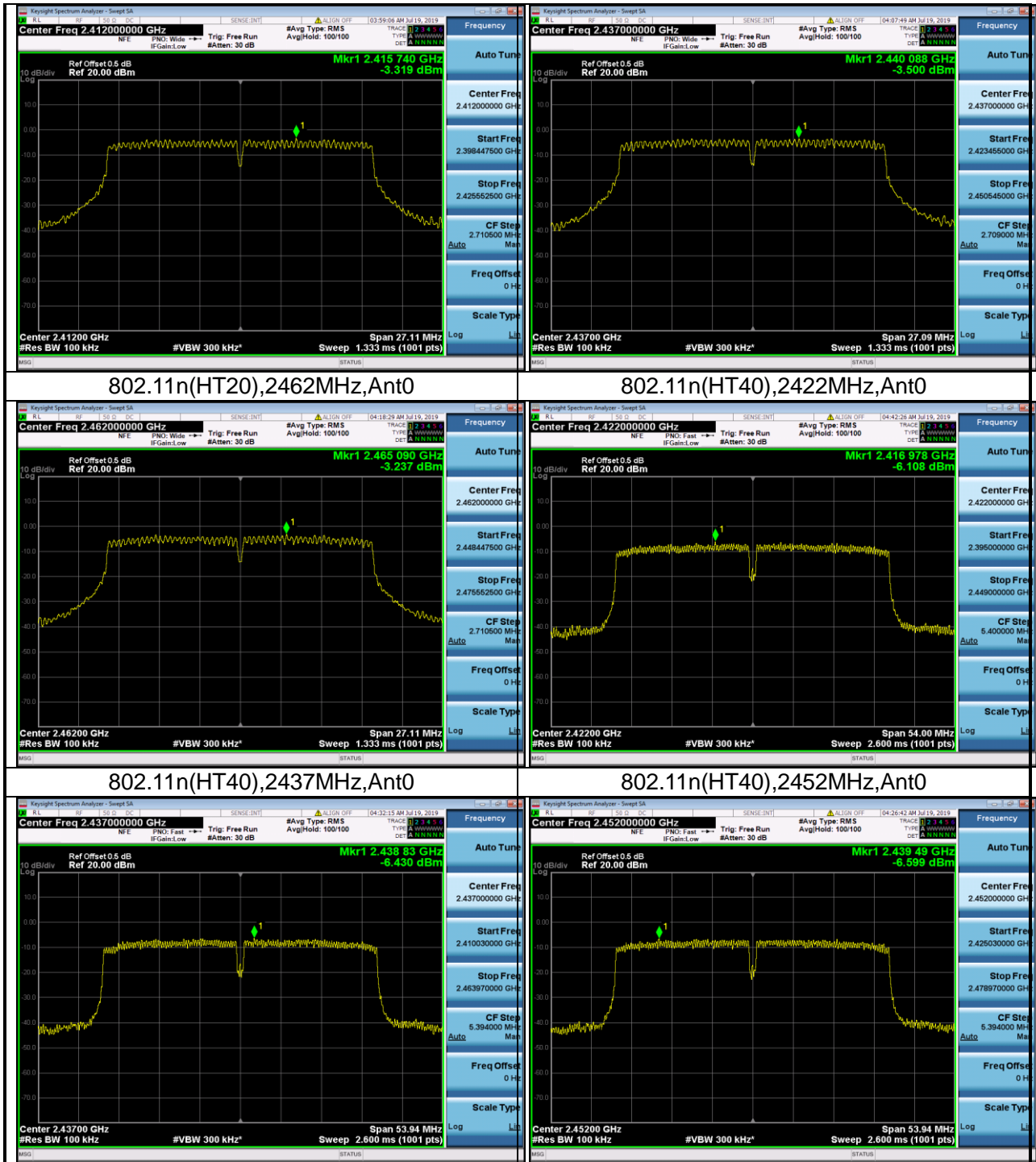
5. Power spectrum density

5.1 Test Data

WLAN AVGSA Power Spectral Density							
Mode	Test Frequency (MHz)	Ant	Duty Cycle Factor (dB)	PSD (dBm)	RBW (kHz)	Limit (dBm)	Result
802.11b	2412	Ant0	0.00	-0.968	100	8	Pass
802.11b	2437	Ant0	0.00	-0.445	100	8	Pass
802.11b	2462	Ant0	0.00	-0.279	100	8	Pass
802.11g	2412	Ant0	0.26	-2.582	100	8	Pass
802.11g	2437	Ant0	0.26	-2.488	100	8	Pass
802.11g	2462	Ant0	0.26	-2.187	100	8	Pass
802.11n (HT20)	2412	Ant0	0.28	-3.039	100	8	Pass
802.11n (HT20)	2437	Ant0	0.28	-3.220	100	8	Pass
802.11n (HT20)	2462	Ant0	0.28	-2.957	100	8	Pass
802.11n (HT40)	2422	Ant0	0.56	-5.548	100	8	Pass
802.11n (HT40)	2437	Ant0	0.56	-5.870	100	8	Pass
802.11n (HT40)	2452	Ant0	0.56	-6.039	100	8	Pass

5.2 Test Plots





TEST REPORT

6. Emission outside the frequency band

6.1 Test Data

WLAN Transmitter Spurious Emission						
Mode	Test Frequency (MHz)	Ant	Plot No.	Frequency Range	Emission (dBm)	Result
802.11b	2412	Ant0	1	Reference Level	6.76	Pass
802.11b	2412	Ant0	2	Band Edge	-34.82	Pass
802.11b	2412	Ant0	3	30MHz~2310MHz	-54.00	Pass
802.11b	2412	Ant0	4	2500MHz~5000MHz	-43.57	Pass
802.11b	2412	Ant0	5	5000MHz~25000MHz	-43.97	Pass
802.11b	2437	Ant0	1	Reference Level	7.14	Pass
802.11b	2437	Ant0	2	Band Edge	-52.87	Pass
802.11b	2437	Ant0	3	30MHz~2310MHz	-54.47	Pass
802.11b	2437	Ant0	4	2500MHz~5000MHz	-44.22	Pass
802.11b	2437	Ant0	5	5000MHz~25000MHz	-44.09	Pass
802.11b	2462	Ant0	1	Reference Level	7.42	Pass
802.11b	2462	Ant0	2	Band Edge	-50.09	Pass
802.11b	2462	Ant0	3	30MHz~2310MHz	-54.37	Pass
802.11b	2462	Ant0	4	2500MHz~5000MHz	-43.57	Pass
802.11b	2462	Ant0	5	5000MHz~25000MHz	-43.55	Pass
802.11g	2412	Ant0	1	Reference Level	6.10	Pass
802.11g	2412	Ant0	2	Band Edge	-23.91	Pass
802.11g	2412	Ant0	3	30MHz~2310MHz	-52.98	Pass
802.11g	2412	Ant0	4	2500MHz~5000MHz	-51.12	Pass
802.11g	2412	Ant0	5	5000MHz~25000MHz	-44.35	Pass
802.11g	2437	Ant0	1	Reference Level	6.50	Pass
802.11g	2437	Ant0	2	Band Edge	-52.43	Pass
802.11g	2437	Ant0	3	30MHz~2310MHz	-53.70	Pass
802.11g	2437	Ant0	4	2500MHz~5000MHz	-50.58	Pass

TEST REPORT

802.11g	2437	Ant0	5	5000MHz~25000MHz	-44.11	Pass
802.11g	2462	Ant0	1	Reference Level	6.64	Pass
802.11g	2462	Ant0	2	Band Edge	-36.52	Pass
802.11g	2462	Ant0	3	30MHz~2310MHz	-53.47	Pass
802.11g	2462	Ant0	4	2500MHz~5000MHz	-50.80	Pass
802.11g	2462	Ant0	5	5000MHz~25000MHz	-44.22	Pass
802.11n (HT20)	2412	Ant0	1	Reference Level	5.88	Pass
802.11n (HT20)	2412	Ant0	2	Band Edge	-24.40	Pass
802.11n (HT20)	2412	Ant0	3	30MHz~2310MHz	-53.66	Pass
802.11n (HT20)	2412	Ant0	4	2500MHz~5000MHz	-50.75	Pass
802.11n (HT20)	2412	Ant0	5	5000MHz~25000MHz	-43.93	Pass
802.11n (HT20)	2437	Ant0	1	Reference Level	6.06	Pass
802.11n (HT20)	2437	Ant0	2	Band Edge	-51.54	Pass
802.11n (HT20)	2437	Ant0	3	30MHz~2310MHz	-53.42	Pass
802.11n (HT20)	2437	Ant0	4	2500MHz~5000MHz	-52.47	Pass
802.11n (HT20)	2437	Ant0	5	5000MHz~25000MHz	-43.89	Pass
802.11n (HT20)	2462	Ant0	1	Reference Level	5.96	Pass
802.11n (HT20)	2462	Ant0	2	Band Edge	-34.55	Pass
802.11n (HT20)	2462	Ant0	3	30MHz~2310MHz	-54.33	Pass
802.11n (HT20)	2462	Ant0	4	2500MHz~5000MHz	-51.68	Pass
802.11n (HT20)	2462	Ant0	5	5000MHz~25000MHz	-44.28	Pass
802.11n (HT40)	2422	Ant0	1	Reference Level	3.36	Pass
802.11n (HT40)	2422	Ant0	2	Band Edge	-28.77	Pass
802.11n (HT40)	2422	Ant0	3	30MHz~2310MHz	-53.28	Pass
802.11n (HT40)	2422	Ant0	4	2500MHz~5000MHz	-52.25	Pass
802.11n (HT40)	2422	Ant0	5	5000MHz~25000MHz	-44.25	Pass

TEST REPORT

802.11n (HT40)	2437	Ant0	1	Reference Level	3.42	Pass
802.11n (HT40)	2437	Ant0	2	Band Edge	-33.43	Pass
802.11n (HT40)	2437	Ant0	3	30MHz~2310MHz	-52.90	Pass
802.11n (HT40)	2437	Ant0	4	2500MHz~5000MHz	-50.74	Pass
802.11n (HT40)	2437	Ant0	5	5000MHz~25000MHz	-43.97	Pass
802.11n (HT40)	2452	Ant0	1	Reference Level	3.35	Pass
802.11n (HT40)	2452	Ant0	2	Band Edge	-31.22	Pass
802.11n (HT40)	2452	Ant0	3	30MHz~2310MHz	-53.67	Pass
802.11n (HT40)	2452	Ant0	4	2500MHz~5000MHz	-42.40	Pass
802.11n (HT40)	2452	Ant0	5	5000MHz~25000MHz	-43.80	Pass

6.2 Test Plots



