

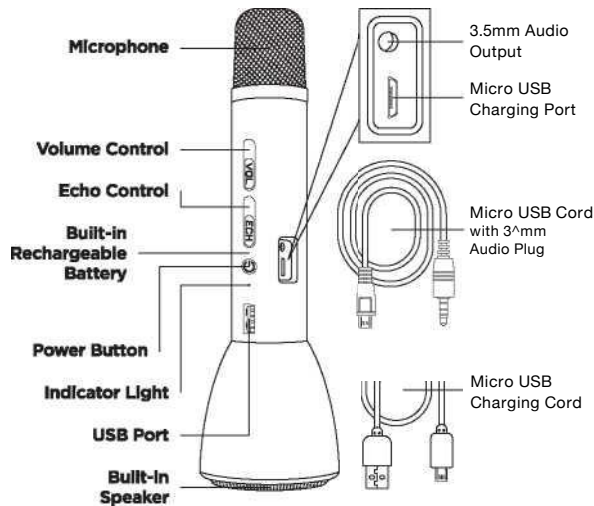
Karaoke Microphon

Includes USB
charging cable
and 3.5mm
mini-plug
cable

Built-in volume control
and echo effects

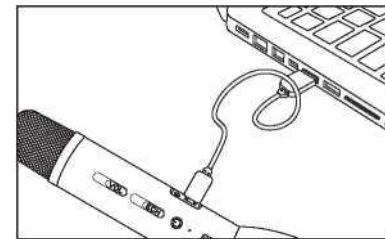
Product Instruction Manual

Please read carefully prior to use.



Features

- Sing along with all your favorite tunes
- 2 in 1 microphone speaker
- Works with any Bluetooth® device
- USB rechargeable battery
- Volume control with echo mode



Charging Instructions

1. Connect micro USB charging cord (included) to microphone and USB power source such as USB wall plug or computer (not included).
2. Indicator light will illuminate red while charging. Charging is complete once the indicator light turns off. Allow 3 hours to charge completely.
3. Microphone will power off automatically when low on battery power.

Operating Instructions

1. Press power button to turn on. Indicator light will illuminate blue and speaker will sound.
2. Connect directly to smartphone, tablet, or computer using the micro USB cord with 3.5mm audio plug. Connect micro USB plug to microphone and 3.5mm audio plug to smartphone, tablet, or computer.
3. Connect wirelessly with Bluetooth® enabled devices.
4. Enter Bluetooth® settings on device.
5. Search for KARAOKE MICROPHONE and connect.
6. Speaker will sound indicating your device is paired.
7. Device will reconnect automatically after pairing successfully the first time.
8. Disconnect completely in settings on your mobile device.

This device complies with Part 15 of the FCC Rules. Operation is subject to the following two conditions: (1) this device may not cause harmful interference, and (2) this device must accept any interference received, including interference that may cause undesired operation

NOTE: This equipment has been tested and found to comply with the limits for a Class B digital device, pursuant to Part 15 of the FCC Rules. These limits are designed to provide reasonable protection against harmful interference in a residential installation. This equipment generates, uses and can radiate radio frequency energy and, if not installed and used in accordance with the instructions, may cause harmful interference to radio communications. However, there is no guarantee that interference will not occur in a particular installation.

If this equipment does cause harmful interference to radio or television reception, which can be determined by turning the equipment off and on, the user is encouraged to try to correct the interference by one or more of the following measures:

- Reorient or relocate the receiving antenna.
- Increase the separation between the equipment and receiver.
- Connect the equipment into an outlet on a circuit different from that to which the receiver is connected.
- Consult the dealer or an experienced radio/TV technician for help.

Warning: changes or modifications not expressly approved by the party responsible for compliance could void the user's authority to operate the equipment

The device has been evaluated to meet general RF exposure requirements, the device can be used in portable exposure condition without restriction

Karaoke Microphone



FCC Disclaimer:

This device complies with part 15 of the FCC Rules. Operation is subject to the following two conditions: (1) This device may not cause harmful interference, and (2) this device must accept any interference received, including interference that may cause undesired operation.

NOTE: THE MANUFACTURER IS NOT RESPONSIBLE FOR ANY RADIO OR TV INTERFERENCE CAUSED BY UNAUTHORIZED MODIFICATIONS TO THIS EQUIPMENT. SUCH MODIFICATIONS COULD VOID THE USER AUTHORITY TO OPERATE THE EQUIPMENT.

Legal Disclaimers

iPhone® and iPad® are registered trademarks of Apple Inc., registered in the US and other countries. App Store is a service mark of Apple Inc., registered in the U.S. and other countries.

Android and Google Play are trademarks of Google LLC.

The Bluetooth® word mark and logos are registered trademarks owned by Bluetooth SIG, inc.

WARNING! IMPORTANT CARE AND SAFEGUARDS

- Built in rechargeable battery. Dispose of product and battery responsibly.



Specifications

Wireless: Bluetooth® 5.0 (Bluetooth® Low Energy)

Wireless Range: 0-30 feet (0-10 meters)

Frequency Range: 100Hz - 10KHz

Battery Capacity: 1200 mAh

Power Input: DC 5V

Microphone Pickup: Capacitance

Speaker Output: 3W

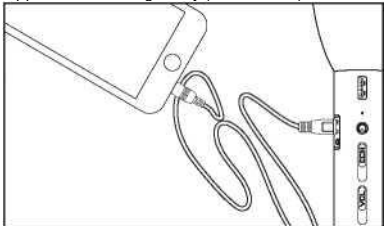
3.5mm Audio Output: 10mW

Compatibility: Android and iOS operating systems

Singing with Microphone

1. Connect to smartphone, tablet, or computer capable of playing music and displaying lyrics wirelessly via Bluetooth® or connect to your device using micro USB cord with 3.5mm audio plug (included).
2. Choose song using music player or favorite karaoke app from the App Store or Google Play and sing along.
3. Adjust music volume on built-in speaker using your device controls. Adjust the microphone volume using the volume control on the microphone itself. Adjust the echo control to add a stadium effect.

•Several free karaoke apps that provide instrumental versions of popular songs are available on the App Store and Google Play (not included).



Recording with Microphone

1. Connect to smartphone, tablet, or computer capable of playing music and displaying lyrics using the micro USB cord with 3.5mm audio plug (included).
2. Connect headphones (not included) to 3.5mm audio output on microphone for better quality recordings and results.
3. Select song and record performance using your favorite karaoke app (not included).

* Recordings can only be made while microphone is connected directly to device using the micro USB cord with 3.5mm audio plug (included). Recordings are not supported when connected wirelessly. Wireless function is disabled when connected via micro USB cord.