

# TEST REPORT

of

## FCC Part 15 Subpart C

Product: **Function board**  
Brand: **CoreStar**  
Main Model: **F215U**  
Series Model: **N/A**  
Model Difference: **N/A**  
FCC ID: **2ANCG-F215U**  
FCC Rule Part: **§15.247, Cat: DTS**  
Reference: **ANSI C63.10: 2013**  
**KDB 558074 D01 v05r02**  
Applicant: **CoreStar Co., Ltd.**  
Address: **No. 16-3, Shunping 1st St., Xitun Dist., Taichung City, 40754, Taiwan**

Test Performed by:



**International Standards Laboratory Corp. LT Lab.**

TEL: +886-3-263-8888 FAX: +886-3-263-8899

No. 120, Lane 180, Hsin Ho Rd., Lung-Tan Dist., Tao Yuan City 325,  
Taiwan

Report No.: **ISL-23LR0029FC DTS**

Issue Date : **March 31, 2023**



FCC Registration Number: 487532

Test results given in this report apply only to the specific sample(s) tested and are traceable to national or international standard through calibration of the equipment and evaluating measurement uncertainty herein. The uncertainty of the measurement does not include in consideration of the test result unless the customer required the determination of uncertainty via the agreement, regulation or standard document specification. This test report shall not be reproduced except in full, without the written approval of International Standards Laboratory Corp.

### VERIFICATION OF COMPLIANCE

**Applicant:** CoreStar Co., Ltd.  
**Equipment Under Test:** Function board  
**Brand:** CoreStar  
**Main Model:** F215U  
**Series Model:** N/A  
**Model Difference:** N/A  
**FCC ID:** 2ANCG-F215U  
**Date of Test:** February 16, 2023 ~ March 31, 2023  
**Date of EUT Received:** February 16, 2023  
**Test Frim** TW0997

| APPLICABLE STANDARDS |             |
|----------------------|-------------|
| STANDARD             | TEST RESULT |
| FCC Part 15.247      | Complied    |

**We hereby certify that:**

All the tests in this report have been performed and recorded in accordance with the standards described above and performed by an independent electromagnetic compatibility consultant, International Standards Laboratory Corp.

The test results contained in this report accurately represent the measurements of the characteristics and the energy generated by sample equipment under test at the time of the test. The sample equipment tested as described in this report is in compliance with the limits of above standards.

**Test By:** Barry Lee **Date:** March 31, 2023  
 Barry Lee / Senior Engineer

**Prepared By:** Gigi Yeh **Date:** March 31, 2023  
 Gigi Yeh / Senior Engineer

**Approved By:** Jerry Liu **Date:** March 31, 2023  
 Jerry Liu / Assistant Manager

## Version

| Version No. | Date           | Description                  |
|-------------|----------------|------------------------------|
| 00          | March 31, 2023 | Initial creation of document |
|             |                |                              |

# TABLE OF CONTENTS

|                                                            |            |
|------------------------------------------------------------|------------|
| <b>1. General.....</b>                                     | <b>6</b>   |
| 1.1 DESCRIPTION OF EUT .....                               | 6          |
| 1.2 SPECIAL ACCESSORIES .....                              | 8          |
| 1.3 EQUIPMENT MODIFICATIONS .....                          | 8          |
| <b>2. System Test Configuration.....</b>                   | <b>9</b>   |
| 2.1 EUT CONFIGURATION.....                                 | 9          |
| 2.2 EUT EXERCISE .....                                     | 9          |
| 2.3 TEST PROCEDURE.....                                    | 9          |
| 2.4 CONFIGURATION OF TESTED SYSTEM.....                    | 10         |
| 2.5 DUTY FACTOR .....                                      | 12         |
| <b>3. Summary of Test Results.....</b>                     | <b>16</b>  |
| <b>4. Description of Test Modes.....</b>                   | <b>16</b>  |
| <b>5. AC Line Conduced Emission Test.....</b>              | <b>17</b>  |
| 5.1 STANDARD APPLICABLE .....                              | 17         |
| 5.2 MEASUREMENT PROCEDURE.....                             | 17         |
| 5.3 MEASUREMENT RESULT.....                                | 18         |
| <b>6. Peak Output Power Measurement .....</b>              | <b>22</b>  |
| 6.1 STANDARD APPLICABLE .....                              | 22         |
| 6.2 MEASUREMENT PROCEDURE.....                             | 22         |
| 6.3 MEASUREMENT RESULT.....                                | 23         |
| <b>7. Radiated Spurious Emission Test.....</b>             | <b>24</b>  |
| 7.1 STANDARD APPLICABLE .....                              | 24         |
| 7.2 MEASUREMENT PROCEDURE.....                             | 24         |
| 7.3 FIELD STRENGTH CALCULATION .....                       | 25         |
| 7.4 MEASUREMENT RESULT.....                                | 26         |
| <b>8. 100kHz Bandwidth of Band Edges Measurement .....</b> | <b>80</b>  |
| 8.1 STANDARD APPLICABLE .....                              | 80         |
| 8.2 MEASUREMENT PROCEDURE.....                             | 80         |
| 8.3 FIELD STRENGTH CALCULATION .....                       | 80         |
| 8.4 MEASUREMENT RESULT.....                                | 81         |
| <b>9. 6dB Bandwidth.....</b>                               | <b>97</b>  |
| 9.1 STANDARD APPLICABLE .....                              | 97         |
| 9.2 MEASUREMENT PROCEDURE.....                             | 97         |
| 9.3 MEASUREMENT RESULT.....                                | 97         |
| <b>10. Peak Power Spectral Density .....</b>               | <b>104</b> |
| 10.1 STANDARD APPLICABLE .....                             | 104        |
| 10.2 MEASUREMENT PROCEDURE.....                            | 104        |
| 10.3 MEASUREMENT RESULT.....                               | 104        |
| <b>11. Appendix.....</b>                                   | <b>111</b> |
| 11.1 APPENDIX A: EQUIPMENT LIST .....                      | 111        |
| 11.2 APPENDIX B: UNCERTAINTY OF MEASUREMENT.....           | 113        |



11.3 APPENDIX C: TEST SETUP .....114  
11.4 APPENDIX D: PHOTOGRAPHS OF SETUP .....117  
11.5 APPENDIX E: PHOTOGRAPHS OF EUT .....123

# 1. General

## 1.1 Description of EUT

| General Information                           |                                                                                                                                                                                       |
|-----------------------------------------------|---------------------------------------------------------------------------------------------------------------------------------------------------------------------------------------|
| Product Name:                                 | Function board                                                                                                                                                                        |
| Brand Name:                                   | CoreStar                                                                                                                                                                              |
| Model Name:                                   | F215U                                                                                                                                                                                 |
| Model Difference:                             | N/A                                                                                                                                                                                   |
| Temperature Range                             | -40°C to 85°C                                                                                                                                                                         |
| Power Supply:                                 | 12V DC                                                                                                                                                                                |
| WiFi Information                              |                                                                                                                                                                                       |
| WLAN Modular                                  | MT6631                                                                                                                                                                                |
| Frequency Range:                              | WLAN 2.4GHz Band<br>802.11b/g 2412MHz ~ 2462MH<br>802.11n(HT20) 2412MHz ~ 2462MH<br>802.11n(HT40) 2412MHz ~ 2452MH                                                                    |
| Max Output Power:                             | 2412MHz ~ 2472MHz: 15.92dBm                                                                                                                                                           |
| Channel number:                               | WLAN 2.4GHz Band<br>802.11b/g : 11ch<br>802.11n(HT20) : 11ch<br>802.11n(HT40) : 9ch                                                                                                   |
| PMN (Product Marketing Name)                  | F215U                                                                                                                                                                                 |
| HVIN (Hardware Version Identification Number) | RC-F215U                                                                                                                                                                              |
| FVIN (Firmware Version Identification Number) | 4.14.141                                                                                                                                                                              |
| Product SW/HW version                         | SW_V1.0/HW_V1.3                                                                                                                                                                       |
| Test SW Version:                              | F215U Q0 V4.69 PBJ-V38.8839.lcm.10.1_debug                                                                                                                                            |
| RFpower setting:                              | 802.11b :19.5<br>802.11g:17.5<br>802.11 HT20:17.5<br>802.11 HT40:16.5<br>802.11a:16<br>802.11HT20 (5G):16<br>802.11HT40(5G)::16<br>802.11VHT20:16<br>802.11VHT40:16<br>802.11VHT80:16 |

|   | <b>Antenna Type</b> | <b>Brand</b> | <b>Model</b> | <b>Peak Gain (dBi)</b> | <b>Frequency Range</b> | <b>Connector Type</b> |
|---|---------------------|--------------|--------------|------------------------|------------------------|-----------------------|
| 1 | PIFA                | CoreStar     | XBY00216     | 2400~2500MHz :0.69     | 2.4GHz                 | i-pex                 |
| 2 | PIFA                | CoreStar     | XBY00216     | 5150~5250MHz :1.24     | 5GHz                   | i-pex                 |

## **1.2 Special Accessories**

Not available for this EUT intended for grant.

## **1.3 Equipment Modifications**

Not available for this EUT intended for grant.



## **2. System Test Configuration**

### **2.1 EUT Configuration**

The EUT configuration for testing is installed on RF field strength measurement to meet the Commissions requirement and operating in a manner which intends to maximize its emission characteristics in a continuous normal application.

### **2.2 EUT Exercise**

The EUT (Transmitter) was operated in the engineering mode to fix the Tx frequency that was for the purpose of the measurements.

### **2.3 Test Procedure**

#### **2.3.1 AC Line Conducted Emissions**

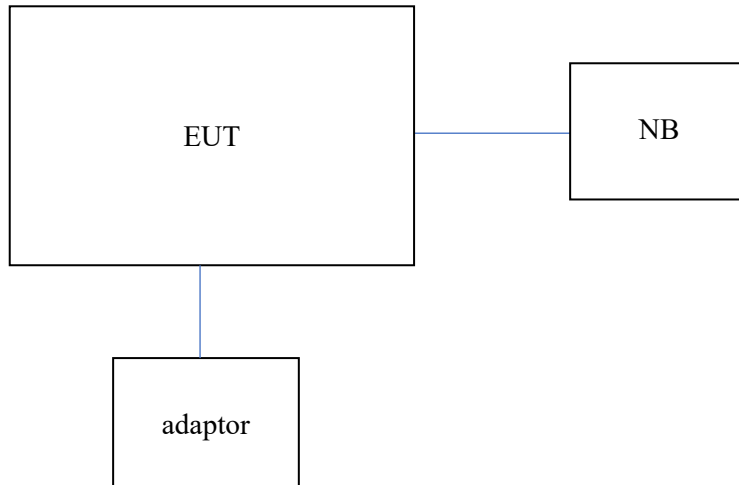
The EUT is placed on a turn table which is 0.8 m above ground plane. According to ANSI C63.10 and RSS-Gen. AC Line Conducted emissions from the EUT measured in the frequency range between 0.15 MHz and 30MHz using CISPR 16-1-1 Quasi-Peak and Average detector mode.

#### **2.3.2 Radiated Emissions**

The EUT is placed on a turn table which is 0.8 m/1.5m (Frequency above 1GHz) above ground plane. The turn table shall rotate 360 degrees to determine the position of maximum emission level. EUT is set 3m away from the receiving antenna which varied from 1m to 4m to find out the highest emission. And also, each emission was to be maximized by changing the polarization of receiving antenna both horizontal and vertical. In order to find out the max. emission, the relative positions of this hand-held transmitter (EUT) was rotated through three orthogonal axes according to ANSI C63.10.

## 2.4 Configuration of Tested System

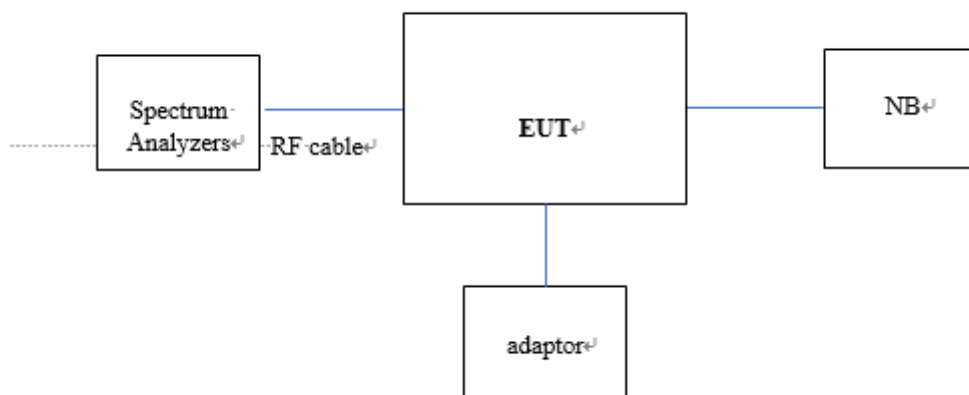
### Configuration of Tested System (Fixed channel)



### Equipment Used in Tested System

| Item | Equipment | Mfr/Brand | Model/<br>Type No. | Series No. | Data Cable | Power Cord |
|------|-----------|-----------|--------------------|------------|------------|------------|
| 1    | NB        | HP        | 440-G1             | NA         | NA         | 180cm      |
| 2    | adaptor   | CoreStar  | SW24-120U          | NA         | NA         | 150cm      |

**Conducted Test**



**Equipment Used in Tested System**

| Item | Equipment          | Mfr/Brand | Model/Type No. | Series No.     | Data Cable | Power Cord |
|------|--------------------|-----------|----------------|----------------|------------|------------|
| 1    | NB                 | HP        | 440-G1         | NA             | NA         | 180cm      |
| 2    | adaptor            | CoreStar  | SW24-120U      | NA             | NA         | 150cm      |
| 3.   | Spectrum Analyzers | KEYSIGHT  | N9010A         | MY5607025<br>7 | NA         | NA         |

**1. Equipment cable**

| Item | Equipment | Mfr/Brand | Model/Type No. | Series No.  | Cable loss | Power Cord |
|------|-----------|-----------|----------------|-------------|------------|------------|
| 1    | RF cable  | WOEKEN    | 00100A2H646027 | 2001210O015 | 2dB        | 9cm        |

**Note:** All the above equipment/cables were placed in worse case positions to maximize emission signals during emission test.

**Grounding:** Grounding was in accordance with the manufacturer’s requirements and conditions for the intended use.

## 2.5 Duty factor

| Mode | ON time (ms) | Total time (ms) | Duty Cycle | Duty Factor | 1/Ton | VBW (kHz) |
|------|--------------|-----------------|------------|-------------|-------|-----------|
| b    | --           | --              | 100%       | 0           | 0.01  | 0.01      |
| g    | 1.379        | 1.439           | 95.811%    | 0.186       | 0.725 | 1         |
| HT20 | 1.266        | 1.326           | 95.454%    | 0.202       | 0.79  | 1         |
| HT40 | 0.648        | 0.69            | 93.913%    | 0.273       | 1.543 | 3         |

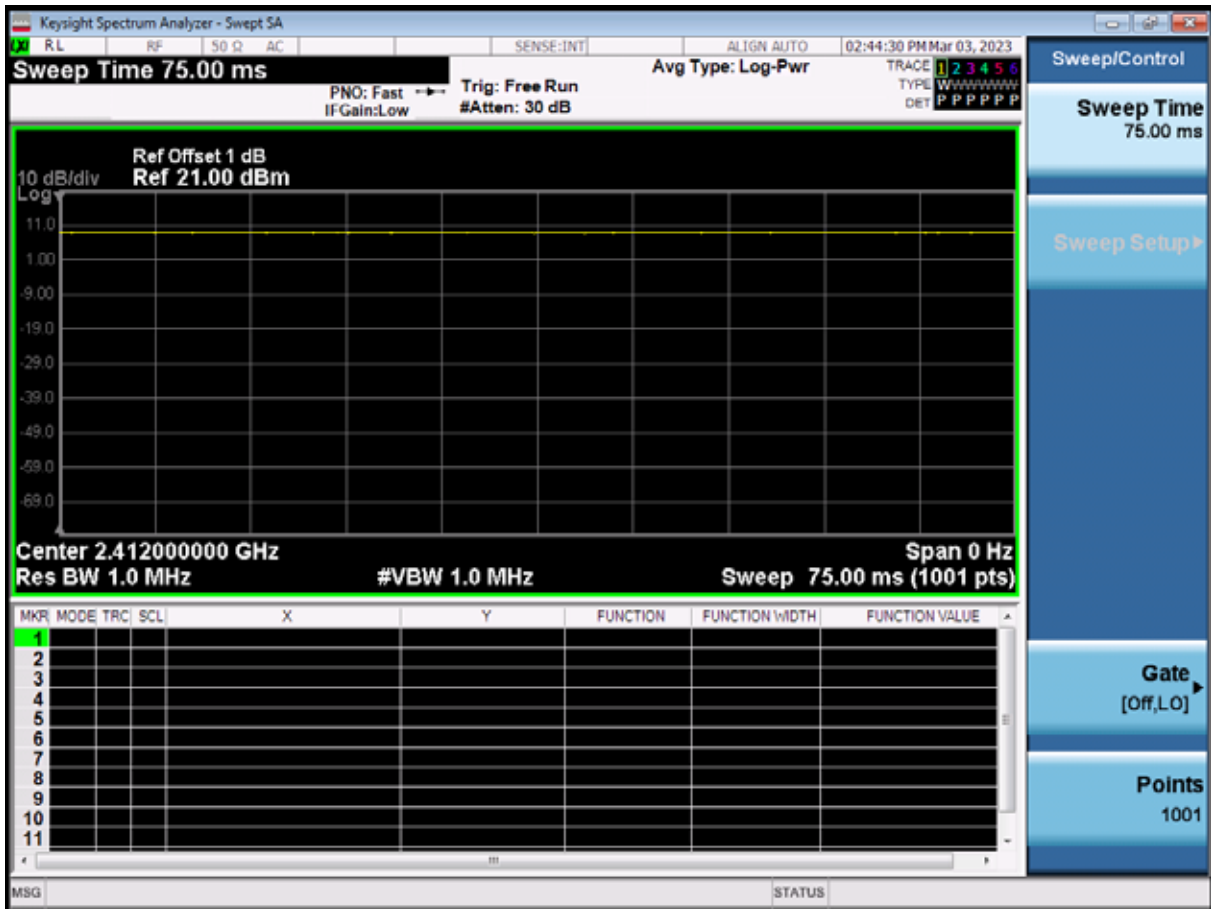
If duty cycle of test signal is  $\geq 98\%$ , duty factor is not required.

If duty cycle of test signal is  $< 98\%$ , duty factor shall be considered.

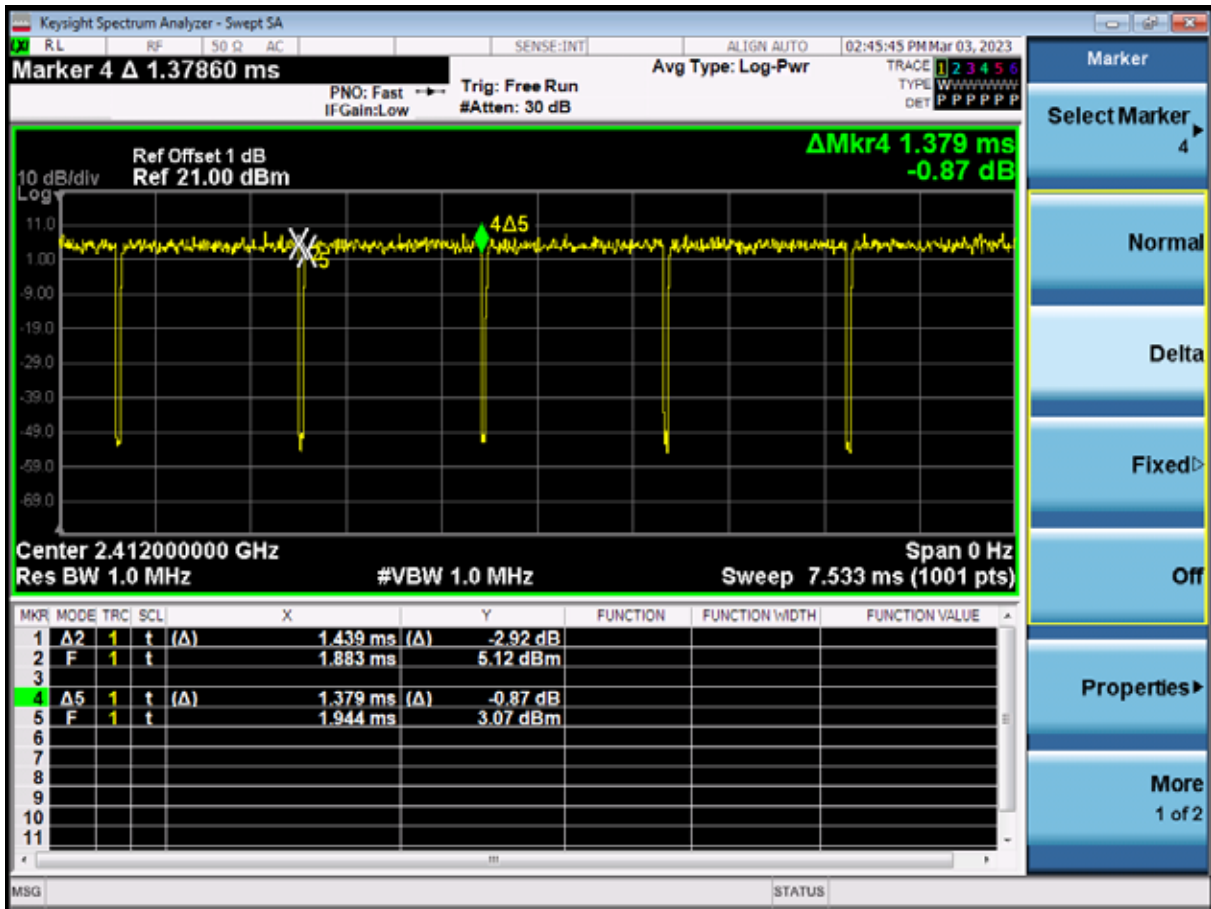
The output power = measured power + duty factor

For frequency above 1GHz, the video bandwidth setting for average detector:  $VBW \geq 1/Ton$

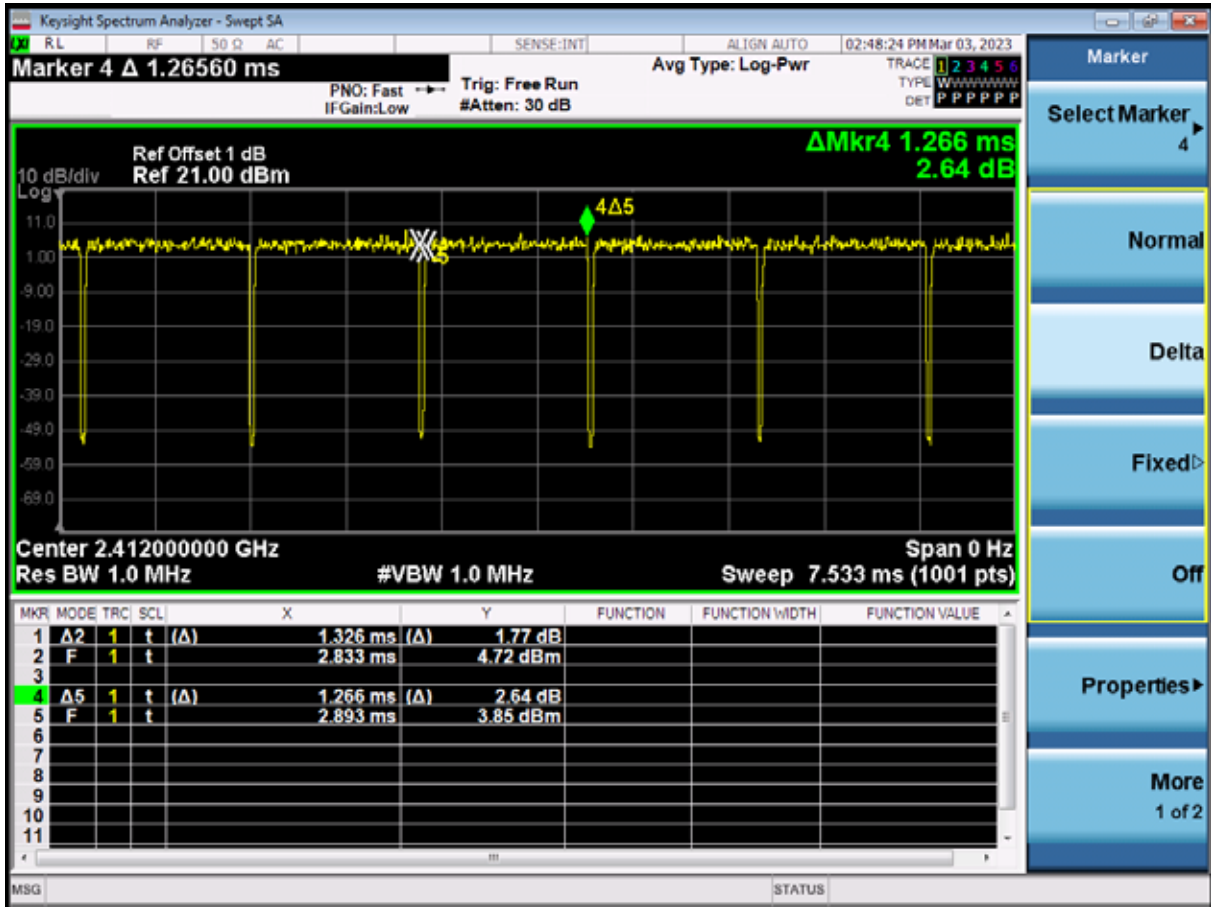
Test Data: b mode Duty



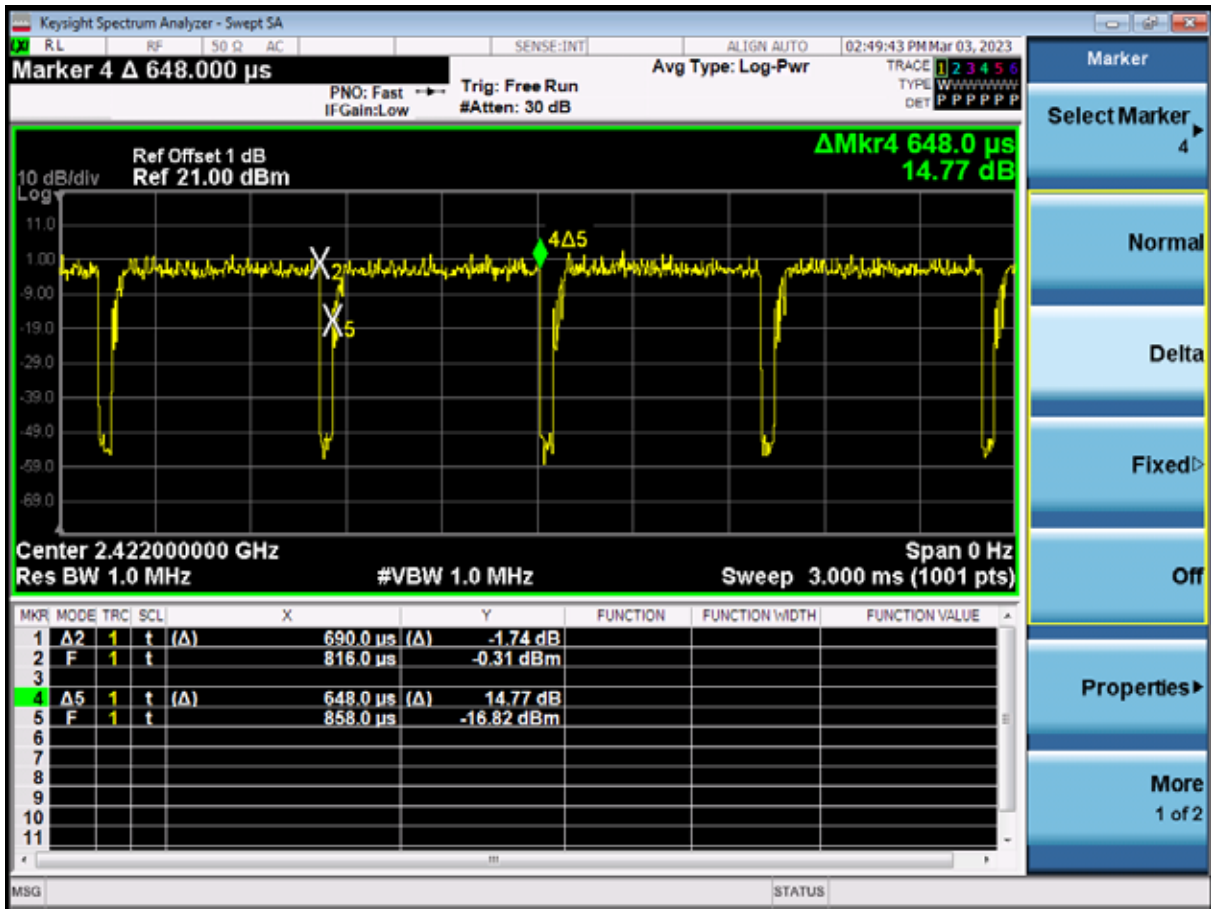
Test Data: g mode Duty



Test Data: n20 mode Duty



Test Data: n40 mode Duty



### 3. Summary of Test Results

| FCC Rules           | Description Of Test                       | Result    |
|---------------------|-------------------------------------------|-----------|
| §15.207(a)          | AC Power Line Conducted Emission          | Compliant |
| §15.247(b) (3), (4) | Peak Output Power/ EIRP                   | Compliant |
| §15.247(a)(2)       | 6dB & 99% Power Bandwidth                 | Compliant |
| §15.247(d)          | 100 kHz Bandwidth of Frequency Band Edges | Compliant |
| §15.247(d)          | Spurious Emission                         | Compliant |
| §15.247(e)          | Peak Power Density                        | Compliant |
| §15.203             | Antenna Requirement                       | Compliant |

### 4. Description of Test Modes

The EUT has been tested under engineering operating condition.

Test program used to control the EUT for staying in continuous transmitting mode is programmed.

802.11 b mode: Channel low (2412MHz), mid (2437MHz), high (2462MHz) with 1Mbps lowest data rate are chosen for full testing.

802.11 g mode: Channel low (2412MHz), mid (2437MHz), high (2462MHz) with 6Mbps lowest data rate are chosen for full testing.

802.11 n HT20: Channel low (2412MHz), mid (2437MHz), high (2462MHz) with 6.5Mbps lowest data rate are chosen for full testing.

802.11 n HT40: Channel low (2422MHz), mid (2437MHz), high (2452MHz) with 13.5Mbps lowest data rate are chosen for full testing.



## 5. AC Line Conduced Emission Test

### 5.1 Standard Applicable

According to §15.207, frequency range within 150kHz to 30MHz shall not exceed the Limit table as below.

| Frequency range<br>MHz | Limits<br>dB(μV) |          |
|------------------------|------------------|----------|
|                        | Quasi-peak       | Average  |
| 0.15 to 0.50           | 66 to 56         | 56 to 46 |
| 0.50 to 5              | 56               | 46       |
| 5 to 30                | 60               | 50       |

Note

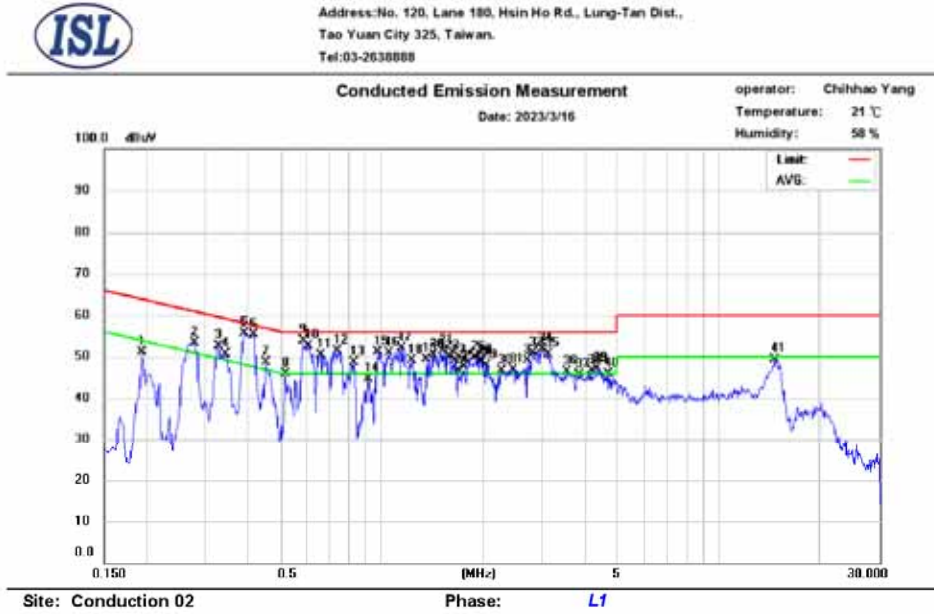
- 1.The lower limit shall apply at the transition frequencies
- 2.The limit decreases linearly with the logarithm of the frequency in the range 0.15 MHz to 0.50 MHz.

### 5.2 Measurement Procedure

1. The EUT was placed on a table which is 0.8m above ground plane.
2. Maximum procedure was performed on the six highest emissions to ensure EUT compliance.
3. Repeat above procedures until all frequency measured were complete.
4. Both 120V & 240V have been verified, and 120V/60Hz was defined as the worst-case and record in the report.

### 5.3 Measurement Result

- Line



| No. | Frequency (MHz) | QP_R (dBuV) | AVG_R (dBuV) | Correct Factor (dB) | QP Emission (dBuV) | QP Limit (dBuV) | QP Margin (dB) | AVG Emission (dBuV) | AVG Limit (dBuV) | AVG Margin (dB) |
|-----|-----------------|-------------|--------------|---------------------|--------------------|-----------------|----------------|---------------------|------------------|-----------------|
| 1   | 0.194           | 38.53       | 26.82        | 9.64                | 48.17              | 63.86           | -15.69         | 36.46               | 53.86            | -17.40          |
| 2   | 0.278           | 43.22       | 32.34        | 9.65                | 52.87              | 60.88           | -8.01          | 41.99               | 50.88            | -8.89           |
| 3   | 0.326           | 41.45       | 32.60        | 9.64                | 51.09              | 59.55           | -8.46          | 42.24               | 49.55            | -7.31           |
| 4   | 0.345           | 40.47       | 31.16        | 9.64                | 50.11              | 59.08           | -8.97          | 40.80               | 49.08            | -8.28           |
| 5   | 0.390           | 45.48       | 36.00        | 9.65                | 55.13              | 58.06           | -2.93          | 45.65               | 48.06            | -2.41           |
| 6   | 0.417           | 44.26       | 32.61        | 9.65                | 53.91              | 57.51           | -3.60          | 42.26               | 47.51            | -5.25           |
| 7   | 0.450           | 36.62       | 24.45        | 9.65                | 46.27              | 56.88           | -10.61         | 34.10               | 46.88            | -12.78          |
| 8   | 0.518           | 34.67       | 22.15        | 9.65                | 44.32              | 56.00           | -11.68         | 31.80               | 46.00            | -14.20          |
| 9   | 0.582           | 43.27       | 30.14        | 9.65                | 52.92              | 56.00           | -3.08          | 39.79               | 46.00            | -6.21           |
| 10  | 0.606           | 41.97       | 29.85        | 9.65                | 51.62              | 56.00           | -4.38          | 39.50               | 46.00            | -6.50           |
| 11  | 0.658           | 39.62       | 28.03        | 9.66                | 49.28              | 56.00           | -6.72          | 37.69               | 46.00            | -8.31           |
| 12  | 0.742           | 41.09       | 28.27        | 9.67                | 50.76              | 56.00           | -5.24          | 37.94               | 46.00            | -8.06           |
| 13  | 0.830           | 37.29       | 23.54        | 9.67                | 46.96              | 56.00           | -9.04          | 33.21               | 46.00            | -12.79          |
| 14  | 0.914           | 32.72       | 19.89        | 9.67                | 42.39              | 56.00           | -13.61         | 29.56               | 46.00            | -16.44          |
| 15  | 0.978           | 40.24       | 27.44        | 9.68                | 49.92              | 56.00           | -6.08          | 37.12               | 46.00            | -8.88           |
| 16  | 1.054           | 39.66       | 26.16        | 9.68                | 49.34              | 56.00           | -6.66          | 35.84               | 46.00            | -10.16          |
| 17  | 1.146           | 41.42       | 27.03        | 9.68                | 51.10              | 56.00           | -4.90          | 36.71               | 46.00            | -9.29           |

Site: Conduction 02 Phase: L1

| No. | Frequency (MHz) | QP_R (dBuV) | AVG_R (dBuV) | Correct Factor (dB) | QP Emission (dBuV) | QP Limit (dBuV) | QP Margin (dB) | AVG Emission (dBuV) | AVG Limit (dBuV) | AVG Margin (dB) |
|-----|-----------------|-------------|--------------|---------------------|--------------------|-----------------|----------------|---------------------|------------------|-----------------|
| 18  | 1.234           | 37.62       | 25.21        | 9.69                | 47.31              | 56.00           | -8.69          | 34.90               | 46.00            | -11.10          |
| 19  | 1.358           | 39.36       | 27.57        | 9.69                | 49.05              | 56.00           | -6.95          | 37.26               | 46.00            | -8.74           |
| 20  | 1.438           | 38.69       | 27.12        | 9.69                | 48.38              | 56.00           | -7.62          | 36.81               | 46.00            | -9.19           |
| 21  | 1.518           | 40.57       | 29.52        | 9.71                | 50.28              | 56.00           | -5.72          | 39.23               | 46.00            | -6.77           |
| 22  | 1.590           | 38.39       | 27.34        | 9.71                | 48.10              | 56.00           | -7.90          | 37.05               | 46.00            | -8.95           |
| 23  | 1.662           | 37.94       | 26.53        | 9.71                | 47.65              | 56.00           | -8.35          | 36.24               | 46.00            | -9.76           |
| 24  | 1.682           | 34.40       | 22.33        | 9.71                | 44.11              | 56.00           | -11.89         | 32.04               | 46.00            | -13.96          |
| 25  | 1.758           | 31.96       | 21.44        | 9.71                | 41.67              | 56.00           | -14.33         | 31.15               | 46.00            | -14.85          |
| 26  | 1.894           | 38.32       | 26.12        | 9.72                | 48.04              | 56.00           | -7.96          | 35.84               | 46.00            | -10.16          |
| 27  | 1.974           | 36.60       | 25.76        | 9.72                | 46.32              | 56.00           | -9.68          | 35.48               | 46.00            | -10.52          |
| 28  | 2.002           | 34.49       | 25.47        | 9.72                | 44.21              | 56.00           | -11.79         | 35.19               | 46.00            | -10.81          |
| 29  | 2.042           | 36.10       | 24.81        | 9.72                | 45.82              | 56.00           | -10.18         | 34.53               | 46.00            | -11.47          |
| 30  | 2.282           | 34.72       | 22.46        | 9.72                | 44.44              | 56.00           | -11.56         | 32.18               | 46.00            | -13.82          |
| 31  | 2.458           | 34.56       | 23.79        | 9.73                | 44.29              | 56.00           | -11.71         | 33.52               | 46.00            | -12.48          |
| 32  | 2.718           | 36.81       | 25.68        | 9.74                | 46.55              | 56.00           | -9.45          | 35.42               | 46.00            | -10.58          |
| 33  | 2.810           | 37.86       | 26.70        | 9.74                | 47.60              | 56.00           | -8.40          | 36.44               | 46.00            | -9.56           |
| 34  | 2.978           | 38.53       | 29.86        | 9.74                | 48.27              | 56.00           | -7.73          | 39.60               | 46.00            | -6.40           |
| 35  | 3.162           | 36.39       | 27.84        | 9.75                | 46.14              | 56.00           | -9.86          | 37.59               | 46.00            | -8.41           |
| 36  | 3.550           | 33.00       | 21.57        | 9.76                | 42.76              | 56.00           | -13.24         | 31.33               | 46.00            | -14.67          |
| 37  | 3.846           | 32.19       | 23.71        | 9.77                | 41.96              | 56.00           | -14.04         | 33.48               | 46.00            | -12.52          |
| 38  | 4.198           | 32.78       | 23.26        | 9.77                | 42.55              | 56.00           | -13.45         | 33.03               | 46.00            | -12.97          |
| 39  | 4.358           | 32.39       | 23.87        | 9.77                | 42.16              | 56.00           | -13.84         | 33.64               | 46.00            | -12.36          |
| 40  | 4.698           | 29.51       | 21.68        | 9.78                | 39.29              | 56.00           | -16.71         | 31.46               | 46.00            | -14.54          |
| 41  | 14.738          | 35.56       | 26.58        | 9.92                | 45.48              | 60.00           | -14.52         | 36.50               | 50.00            | -13.50          |

Note:

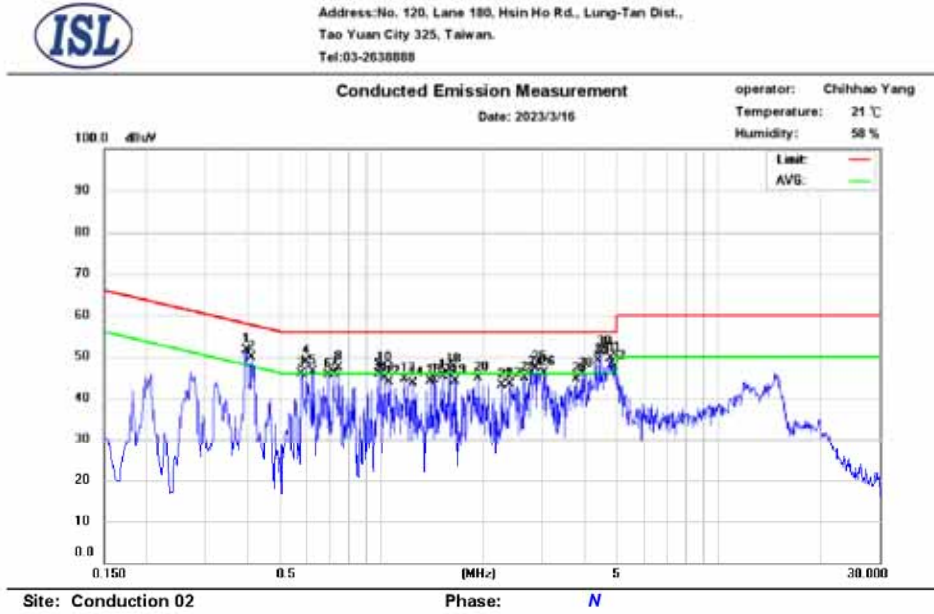
Margin = QP/AVG Emission - Limit

QP/AVG Emission = QP\_R/AVG\_R + Correct Factor

Correct Factor = LISN Loss + Cable Loss

The frequency spectrum graph is for final peak graph, and the attached table is for QP/AVG test result. If peak data can pass, it will be shown in "QP/AVG Correct" column, if not, QP/AVG data will instead.

- Neutral



| No. | Frequency (MHz) | QP_R (dBuV) | AVG_R (dBuV) | Correct Factor (dB) | QP Emission (dBuV) | QP Limit (dBuV) | QP Margin (dB) | AVG Emission (dBuV) | AVG Limit (dBuV) | AVG Margin (dB) |
|-----|-----------------|-------------|--------------|---------------------|--------------------|-----------------|----------------|---------------------|------------------|-----------------|
| 1   | 0.394           | 35.42       | 26.08        | 9.65                | 45.07              | 57.98           | -12.91         | 35.73               | 47.98            | -12.25          |
| 2   | 0.410           | 38.68       | 25.77        | 9.65                | 48.33              | 57.65           | -9.32          | 35.42               | 47.65            | -12.23          |
| 3   | 0.578           | 27.92       | 15.01        | 9.65                | 37.57              | 56.00           | -18.43         | 24.66               | 46.00            | -21.34          |
| 4   | 0.598           | 37.23       | 20.30        | 9.65                | 46.88              | 56.00           | -9.12          | 29.95               | 46.00            | -16.05          |
| 5   | 0.622           | 31.71       | 17.99        | 9.65                | 41.36              | 56.00           | -14.64         | 27.64               | 46.00            | -18.36          |
| 6   | 0.694           | 32.22       | 13.56        | 9.66                | 41.88              | 56.00           | -14.12         | 23.22               | 46.00            | -22.78          |
| 7   | 0.722           | 33.70       | 18.77        | 9.67                | 43.37              | 56.00           | -12.63         | 28.44               | 46.00            | -17.56          |
| 8   | 0.746           | 30.86       | 17.40        | 9.67                | 40.53              | 56.00           | -15.47         | 27.07               | 46.00            | -18.93          |
| 9   | 0.982           | 33.35       | 15.64        | 9.68                | 43.03              | 56.00           | -12.97         | 25.32               | 46.00            | -20.68          |
| 10  | 0.998           | 27.77       | 14.48        | 9.68                | 37.45              | 56.00           | -18.55         | 24.16               | 46.00            | -21.84          |
| 11  | 1.022           | 24.96       | 13.94        | 9.68                | 34.64              | 56.00           | -21.36         | 23.62               | 46.00            | -22.38          |
| 12  | 1.050           | 29.84       | 14.62        | 9.68                | 39.52              | 56.00           | -16.48         | 24.30               | 46.00            | -21.70          |
| 13  | 1.166           | 35.35       | 18.44        | 9.68                | 45.03              | 56.00           | -10.97         | 28.12               | 46.00            | -17.88          |
| 14  | 1.242           | 25.89       | 14.53        | 9.69                | 35.58              | 56.00           | -20.42         | 24.22               | 46.00            | -21.78          |
| 15  | 1.398           | 30.26       | 12.70        | 9.69                | 39.95              | 56.00           | -16.05         | 22.39               | 46.00            | -23.61          |
| 16  | 1.434           | 25.12       | 14.31        | 9.69                | 34.81              | 56.00           | -21.19         | 24.00               | 46.00            | -22.00          |
| 17  | 1.526           | 25.76       | 16.21        | 9.71                | 35.47              | 56.00           | -20.53         | 25.92               | 46.00            | -20.08          |

Site: Conduction 02 Phase: N

| No. | Frequency (MHz) | QP_R (dBuV) | AVG_R (dBuV) | Correct Factor (dB) | QP Emission (dBuV) | QP Limit (dBuV) | QP Margin (dB) | AVG Emission (dBuV) | AVG Limit (dBuV) | AVG Margin (dB) |
|-----|-----------------|-------------|--------------|---------------------|--------------------|-----------------|----------------|---------------------|------------------|-----------------|
| 18  | 1.594           | 32.00       | 16.52        | 9.71                | 41.71              | 56.00           | -14.29         | 26.23               | 46.00            | -19.77          |
| 19  | 1.658           | 28.06       | 13.97        | 9.71                | 37.77              | 56.00           | -18.23         | 23.68               | 46.00            | -22.32          |
| 20  | 1.930           | 31.06       | 15.82        | 9.72                | 40.78              | 56.00           | -15.22         | 25.54               | 46.00            | -20.46          |
| 21  | 2.266           | 29.32       | 12.23        | 9.72                | 39.04              | 56.00           | -16.96         | 21.95               | 46.00            | -24.05          |
| 22  | 2.398           | 28.51       | 13.66        | 9.73                | 38.24              | 56.00           | -17.76         | 23.39               | 46.00            | -22.61          |
| 23  | 2.654           | 29.58       | 13.01        | 9.73                | 39.31              | 56.00           | -16.69         | 22.74               | 46.00            | -23.26          |
| 24  | 2.782           | 26.84       | 15.84        | 9.73                | 36.57              | 56.00           | -19.43         | 25.57               | 46.00            | -20.43          |
| 25  | 2.858           | 31.62       | 16.92        | 9.73                | 41.35              | 56.00           | -14.65         | 26.65               | 46.00            | -19.35          |
| 26  | 3.038           | 27.24       | 17.35        | 9.75                | 36.99              | 56.00           | -19.01         | 27.10               | 46.00            | -18.90          |
| 27  | 3.766           | 28.50       | 12.83        | 9.76                | 38.26              | 56.00           | -17.74         | 22.59               | 46.00            | -23.41          |
| 28  | 3.938           | 25.32       | 12.19        | 9.76                | 35.08              | 56.00           | -20.92         | 21.95               | 46.00            | -24.05          |
| 29  | 4.382           | 32.18       | 15.21        | 9.76                | 41.94              | 56.00           | -14.06         | 24.97               | 46.00            | -21.03          |
| 30  | 4.454           | 34.98       | 16.45        | 9.77                | 44.75              | 56.00           | -11.25         | 26.22               | 46.00            | -19.78          |
| 31  | 4.786           | 32.10       | 15.94        | 9.78                | 41.88              | 56.00           | -14.12         | 25.72               | 46.00            | -20.28          |
| 32  | 4.978           | 30.72       | 14.81        | 9.78                | 40.50              | 56.00           | -15.50         | 24.59               | 46.00            | -21.41          |

Note:

Margin = QP/AVG Emission - Limit

QP/AVG Emission = QP\_R/AVG\_R + Correct Factor

Correct Factor = LISN Loss + Cable Loss

The frequency spectrum graph is for final peak graph, and the attached table is for QP/AVG test result. If peak data can pass, it will be shown in "QP/AVG Correct" column, if not, QP/AVG data will instead.

## 6. Peak Output Power Measurement

### 6.1 Standard Applicable

According to §15.247

(3) For systems using digital modulation in the 902-928 MHz, 2400-2483.5 MHz, and 5725-5850 MHz bands: 1 Watt. As an alternative to a peak power measurement, compliance with the one Watt limit can be based on a measurement of the maximum conducted output power. Maximum Conducted Output Power is defined as the total transmit power delivered to all antennas and antenna elements averaged across all symbols in the signaling alphabet when the transmitter is operating at its maximum power control level. Power must be summed across all antennas and antenna elements. The average must not include any time intervals during which the transmitter is off or is transmitting at a reduced power level. If multiple modes of operation are possible (e.g., alternative modulation methods), the maximum conducted output power is the highest total transmit power occurring in any mode.

(4) The conducted output power limit specified in paragraph (b) of this section is based on the use of antennas with directional gains that do not exceed 6 dBi. Except as shown in paragraph (c) of this section, if transmitting antennas of directional gain greater than 6 dBi are used, the conducted output power from the intentional radiator shall be reduced below the stated values in paragraphs (b)(1), (b)(2), and (b)(3) of this section, as appropriate, by the amount in dB that the directional gain of the antenna exceeds 6 dBi.

(c) Operation with directional antenna gains greater than 6 dBi.

(1) Fixed point-to-point operation:

(i) Systems operating in the 2400-2483.5 MHz band that are used exclusively for fixed, point-to-point operations may employ transmitting antennas with directional gain greater than 6 dBi provided the maximum conducted output power of the intentional radiator is reduced by 1 dB for every 3 dB that the directional gain of the antenna exceeds 6 dBi.

(ii) Systems operating in the 5725-5850 MHz band that are used exclusively for fixed, point-to-point operations may employ transmitting antennas with directional gain greater than 6 dBi without any corresponding reduction in transmitter conducted output power.

### 6.2 Measurement Procedure

1. Place the EUT on the table and set it in transmitting mode.
2. Remove the antenna from the EUT and then connect a low loss RF cable from the antenna port to the power meter or spectrum analyzer with proper instrument's parameters.
3. Record the max. reading.
4. Repeat above procedures until all frequency measured were complete.

### 6.3 Measurement Result

CDD mode - Peak Power

| Mode         | Freq. (MHz) | Output Power (dBm) |         |         |         | Duty Factor (dB) | Total Output Power (dBm) | Output Power Limit (dBm) |
|--------------|-------------|--------------------|---------|---------|---------|------------------|--------------------------|--------------------------|
|              |             | Chain 0            | Chain 1 | Chain 2 | Chain 3 |                  |                          |                          |
| 802.11b      | 2412        | 14.45              | /       | /       | /       | 0                | 14.45                    | 30                       |
|              | 2437        | 15.35              | /       | /       | /       | 0                | 15.35                    | 30                       |
|              | 2462        | 15.35              | /       | /       | /       | 0                | 15.35                    | 30                       |
| 802.11g      | 2412        | 15.51              | /       | /       | /       | 0                | 15.51                    | 30                       |
|              | 2437        | 15.82              | /       | /       | /       | 0                | 15.82                    | 30                       |
|              | 2462        | 15.92              | /       | /       | /       | 0                | 15.92                    | 30                       |
| 802.11n HT20 | 2412        | 15.43              | /       | /       | /       | 0                | 15.43                    | 30                       |
|              | 2437        | 15.82              | /       | /       | /       | 0                | 15.82                    | 30                       |
|              | 2462        | 15.89              | /       | /       | /       | 0                | 15.89                    | 30                       |
| 802.11n HT40 | 2422        | 14.91              | /       | /       | /       | 0                | 14.91                    | 30                       |
|              | 2437        | 15.23              | /       | /       | /       | 0                | 15.23                    | 30                       |
|              | 2452        | 15.64              | /       | /       | /       | 0                | 15.64                    | 30                       |

## 7. Radiated Spurious Emission Test

### 7.1 Standard Applicable

According to §15.247(d), all other emissions outside these bands shall not exceed the general radiated emission limits specified in §15.209(a). And according to §15.33(a)(1), for an intentional radiator operates below 10GHz, the frequency range of measurements: to the tenth harmonic of the highest fundamental frequency or to 40GHz, whichever is lower.

### 7.2 Measurement Procedure

1. The EUT was placed on a turn table which is 0.8m/1.5m above ground plane in 966 chamber.
2. The turn table shall rotate 360 degrees to determine the position of maximum emission level.
3. EUT is set 3m away from the receiving antenna which varied from 1m to 4m to find out the highest emissions.
4. When measurement procedures for electric field radiated emissions above 1 GHz the EUT measurement is to be made “while keeping the antenna in the ‘cone of radiation’ from that area and pointed at the area both in azimuth and elevation, with polarization oriented for maximum response.” is still within the 3dB illumination BW of the measurement antenna.
5. Maximum procedure was performed on the six highest emissions to ensure EUT compliance.
6. And also, each emission was to be maximized by changing the polarization of receiving antenna both horizontal and vertical.
7. Repeat above procedures until all frequency measured were complete.

|                       |                                                       |
|-----------------------|-------------------------------------------------------|
| Test receiver setting | : Blew 1GHz                                           |
| Detector              | : Average (9kHz – 90kHz, 110kHz – 90kHz), Quasi-Peak  |
| Bandwidth             | : 200Hz, 120kHz                                       |
| Test spectrum setting | : Above 1GHz                                          |
| Peak                  | : RBW=1MHz, VBW $\geq$ 3*RBW, Sweep=auto              |
| Average               | : RBW=1MHz, VBW $\geq$ 1/T <sub>on</sub> , Sweep=auto |



### 7.3 Field Strength Calculation

The field strength is calculated by adding the Antenna Factor and Cable Factor and subtracting the Amplifier Gain and Duty Cycle Correction Factor (if any) from the measured reading. The basic equation with a sample calculation is as follows:

$$FS = RA + AF + CL - AG$$

|       |                        |                                            |
|-------|------------------------|--------------------------------------------|
| Where | FS = Field Strength    | CL = Cable Attenuation Factor (Cable Loss) |
|       | RA = Reading Amplitude | AG = Amplifier Gain                        |
|       | AF = Antenna Factor    |                                            |

Remark:

<1GHz

1. No further spurious emissions detected from the lowest internal frequency and 30MHz.
2. Measuring frequencies from the lowest internal frequency to the 1GHz.
3. Radiated emissions measured in frequency range from 9kHz to 1000MHz were made with an instrument detector setting 9-90kHz/110-490kHz using PK/AV and other Frequency Band using PK/QP
4. Measurement result within this frequency range shown “ - ” in the table above means the reading of emissions are attenuated more than 20dB below the permissible limits or the field strength is too small to be measured.

>1GHz

- 5 Measuring frequencies from the lowest internal frequency to the 10th of fundamental frequency
- 6 Field strength limits for frequency above 1000MHz are based on average limits. However, Peak mode field strength shall not exceed the average limits specified plus 20dB.
- 7 Measurement of data within this frequency range shown “ - ” in the table above means the reading of emissions are attenuated more than 20dB below the permissible limits or the field strength is too small to be measured.

## 7.4 Measurement Result

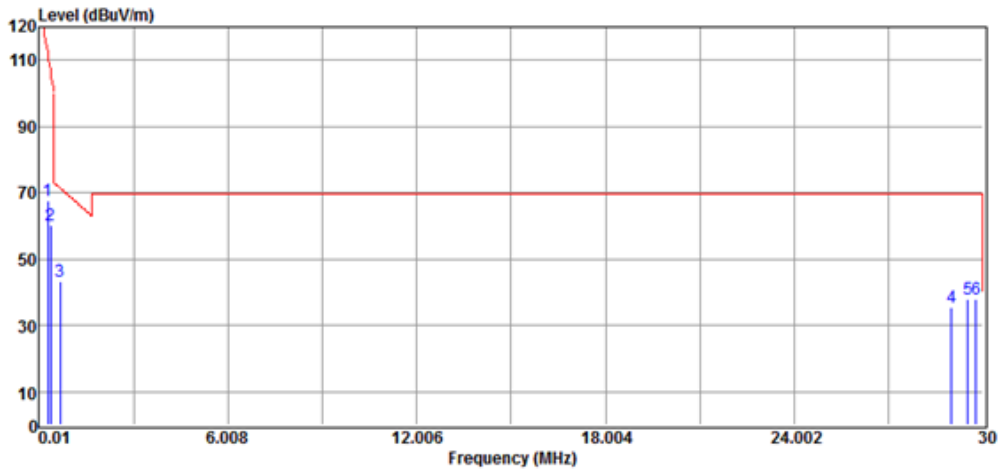
### 7.4.1 Radiated Spurious Emission Measurement Result (below 30MHz)



International Standard Laboratory Corp.  
Company Address: No.120, Lane 180, Hsin Ho Rd.  
Lung-Tan Dist., Tao-Yuan City 325, Taiwan

Date: 2023-06-06

Project Number: 23LR0029 → Temp.(°C)/RH(%) → 23/51 →  
Test Mode → 2.4 Tx Low ch → Tested by → Barry Lee →



| No. | Freq. MHz | Reading dBuV | Factor dB/m | Level dBuV/m | Limit dBuV/m | Margin dB | Remark | Pol. V/H |
|-----|-----------|--------------|-------------|--------------|--------------|-----------|--------|----------|
| 1   | 0.28      | 44.88        | 22.86       | 67.74        | 112.45       | -44.71    | Peak   | VERTICAL |
| 2   | 0.37      | 39.83        | 20.44       | 60.27        | 107.12       | -46.85    | Peak   | VERTICAL |
| 3   | 0.67      | 27.23        | 16.23       | 43.46        | 71.51        | -28.05    | Peak   | VERTICAL |
| 4   | 29.01     | 22.85        | 12.48       | 35.33        | 69.54        | -34.21    | Peak   | VERTICAL |
| 5   | 29.52     | 25.46        | 12.59       | 38.05        | 69.54        | -31.49    | Peak   | VERTICAL |
| 6   | 29.79     | 25.44        | 12.64       | 38.08        | 69.54        | -31.46    | Peak   | VERTICAL |

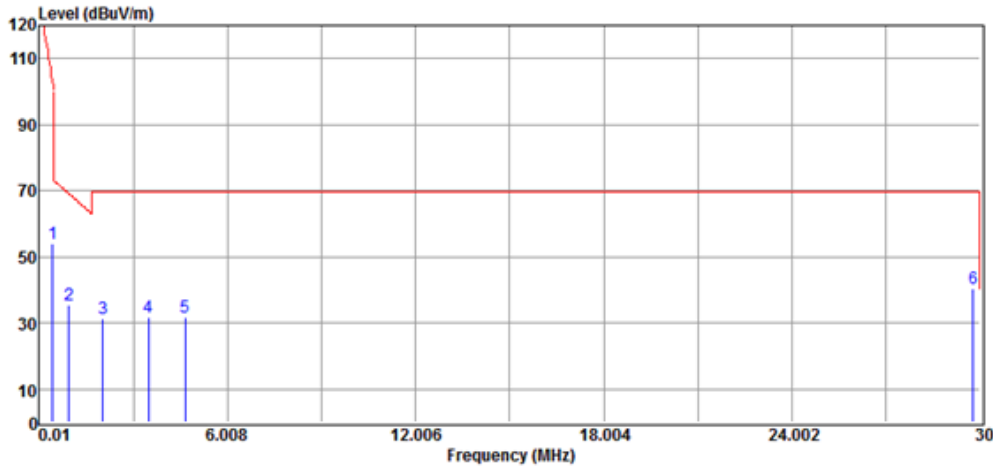
Factor= AF + CL - AG



International Standard Laboratory Corp.  
Company Address: No. 120, Lane 180, Hsin Ho Rd.  
Lung-Tan Dist., Tao-Yuan City 325, Taiwan

Date: 2023-06-06

Project Number → : 23LR0029 → Temp.(°C)/RH(%) → : 23/51 →  
Test Mode → : 2.4-Tx Low ch → Tested by → : Barry Lee →



| No | Freq<br>MHz | Reading<br>dBuV | Factor<br>dB/m | Level<br>dBuV/m | Limit<br>dBuV/m | Margin<br>dB | Remark | Pol<br>V/H |
|----|-------------|-----------------|----------------|-----------------|-----------------|--------------|--------|------------|
| 1  | 0.43        | 35.08           | 19.15          | 54.23           | 103.56          | -49.33       | Peak   | HORIZONTAL |
| 2  | 0.97        | 21.19           | 14.16          | 35.35           | 69.01           | -33.66       | Peak   | HORIZONTAL |
| 3  | 2.05        | 19.42           | 11.88          | 31.30           | 69.54           | -38.24       | Peak   | HORIZONTAL |
| 4  | 3.49        | 21.30           | 10.53          | 31.83           | 69.54           | -37.71       | Peak   | HORIZONTAL |
| 5  | 4.66        | 21.65           | 10.09          | 31.74           | 69.54           | -37.80       | Peak   | HORIZONTAL |
| 6  | 29.79       | 27.92           | 12.64          | 40.56           | 69.54           | -28.98       | Peak   | HORIZONTAL |

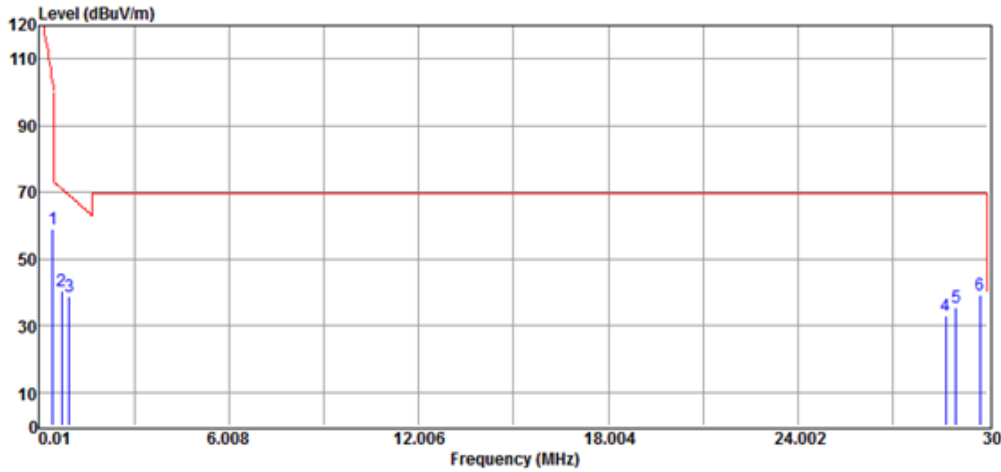
Factor= AF + CL - AG



International Standard Laboratory Corp.  
Company Address: No. 120, Lane 180, Hsin Ho Rd.,  
Lung-Tan Dist., Tao-Yuan City 325, Taiwan.

Date: 2023-06-06

Project Number: 23LR0029 → Temp. (°C)/RH(%) → 23/51 →  
Test Mode → 2.4 Tx Mid ch → Tested by → Barry Lee →



| No | Freq<br>MHz | Reading<br>dBuV | Factor<br>dB/m | Level<br>dBuV/m | Limit<br>dBuV/m | Margin<br>dB | Remark | Pol<br>V/H |
|----|-------------|-----------------|----------------|-----------------|-----------------|--------------|--------|------------|
| 1  | 0.43        | 40.02           | 19.15          | 59.17           | 103.56          | -44.39       | Peak   | VERTICAL   |
| 2  | 0.73        | 24.63           | 15.76          | 40.39           | 71.01           | -30.62       | Peak   | VERTICAL   |
| 3  | 0.97        | 24.42           | 14.16          | 38.58           | 69.01           | -30.43       | Peak   | VERTICAL   |
| 4  | 28.68       | 20.70           | 12.41          | 33.11           | 69.54           | -36.43       | Peak   | VERTICAL   |
| 5  | 29.01       | 23.05           | 12.48          | 35.53           | 69.54           | -34.01       | Peak   | VERTICAL   |
| 6  | 29.76       | 26.50           | 12.63          | 39.13           | 69.54           | -30.41       | Peak   | VERTICAL   |

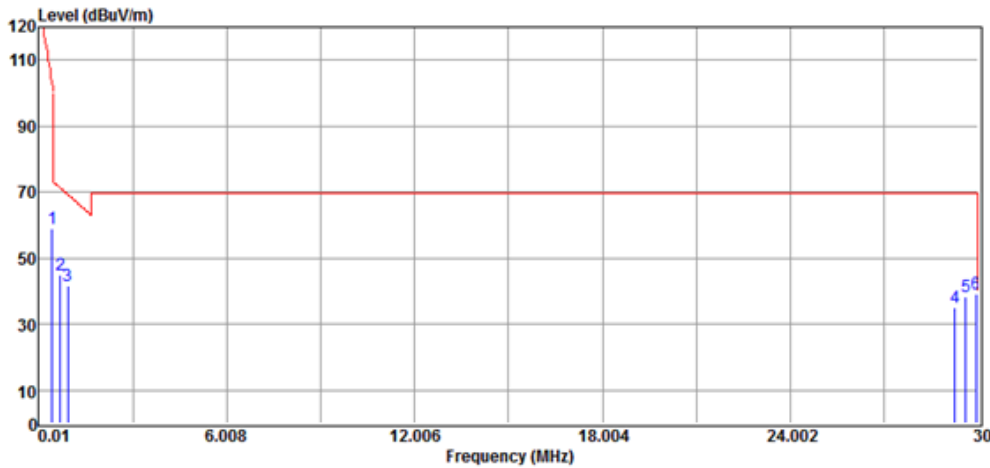
Factor = AF + CL - AG



International Standard Laboratory Corp.  
Company Address: No.120, Lane 180, Hsin Ho Rd.  
Lung-Tan Dist., Tao-Yuan City 325, Taiwan

Date: 2023-06-06

Project Number: 23LR0029 → Temp.(°C)/RH(%) → 23/51 →  
Test Mode → 2.4 Tx Mid ch → Tested by → Barry Lee →



| No | Freq<br>MHz | Reading<br>dBuV | Factor<br>dB/m | Level<br>dBuV/m | Limit<br>dBuV/m | Margin<br>dB | Remark | Pol<br>V/H |
|----|-------------|-----------------|----------------|-----------------|-----------------|--------------|--------|------------|
| 1  | 0.43        | 39.62           | 19.15          | 58.77           | 103.56          | -44.79       | Peak   | HORIZONTAL |
| 2  | 0.70        | 29.02           | 15.98          | 45.00           | 71.26           | -26.26       | Peak   | HORIZONTAL |
| 3  | 0.94        | 27.22           | 14.34          | 41.56           | 69.26           | -27.70       | Peak   | HORIZONTAL |
| 4  | 29.25       | 22.50           | 12.53          | 35.03           | 69.54           | -34.51       | Peak   | HORIZONTAL |
| 5  | 29.61       | 25.80           | 12.61          | 38.41           | 69.54           | -31.13       | Peak   | HORIZONTAL |
| 6  | 29.94       | 26.64           | 12.67          | 39.31           | 69.54           | -30.23       | Peak   | HORIZONTAL |

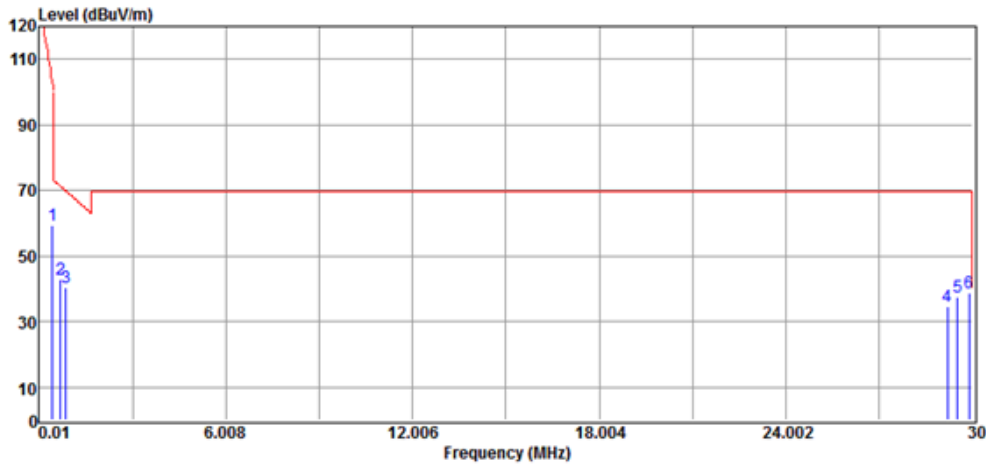
Factor= AF + CL - AG



International Standard Laboratory Corp.  
Company Address: No.120, Lane 180, Hsin Ho Rd.  
Lung-Tan Dist., Tao-Yuan City 325, Taiwan

Date: 2023-06-06

Project Number: 23LR0029 → Temp.(°C)/RH(%) → 23/51 →  
Test-Mode → 2.4-Tx-High-ch → Tested by → Barry Lee →



| No | Freq MHz | Reading dBuV | Factor dB/m | Level dBuV/m | Limit dBuV/m | Margin dB | Remark | Pol V/H  |
|----|----------|--------------|-------------|--------------|--------------|-----------|--------|----------|
| 1  | 0.43     | 40.23        | 19.15       | 59.38        | 103.56       | -44.18    | Peak   | VERTICAL |
| 2  | 0.70     | 26.90        | 15.98       | 42.88        | 71.26        | -28.38    | Peak   | VERTICAL |
| 3  | 0.88     | 25.54        | 14.70       | 40.24        | 69.76        | -29.52    | Peak   | VERTICAL |
| 4  | 29.19    | 22.12        | 12.51       | 34.63        | 69.54        | -34.91    | Peak   | VERTICAL |
| 5  | 29.52    | 24.85        | 12.59       | 37.44        | 69.54        | -32.10    | Peak   | VERTICAL |
| 6  | 29.88    | 26.06        | 12.66       | 38.72        | 69.54        | -30.82    | Peak   | VERTICAL |

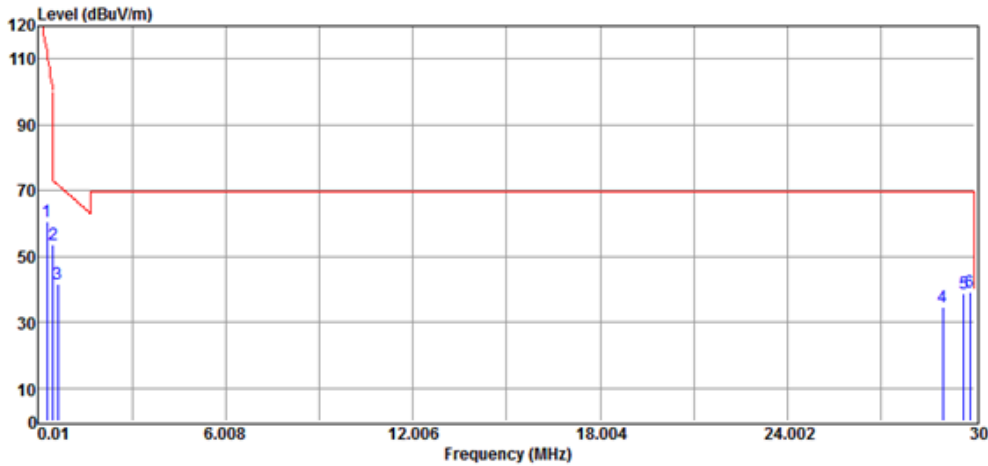
Factor= AF + CL - AG



International Standard Laboratory Corp.  
Company Address: No.120, Lane 180, Hsin Ho Rd.  
Lung-Tan Dist., Tao-Yuan City 325, Taiwan

Date: 2023-06-06

Project Number: 23LR0029 → Temp.(°C)/RH(%) → 23/51 →  
Test Mode → 2.4 Tx High ch → Tested by → Barry Lee →



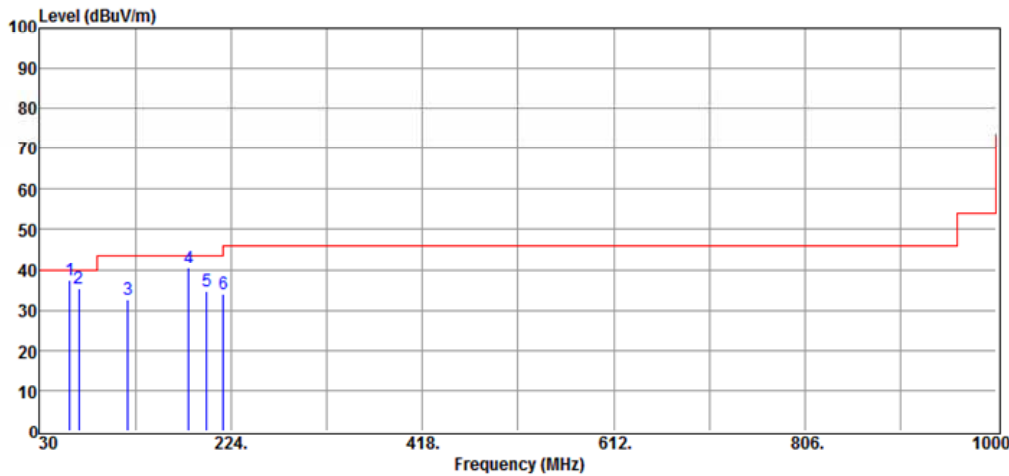
| No | Freq<br>MHz | Reading<br>dBuV | Factor<br>dB/m | Level<br>dBuV/m | Limit<br>dBuV/m | Margin<br>dB | Remark | Pol<br>V/H |
|----|-------------|-----------------|----------------|-----------------|-----------------|--------------|--------|------------|
| 1  | 0.28        | 37.87           | 22.86          | 60.73           | 112.45          | -51.72       | Peak   | HORIZONTAL |
| 2  | 0.49        | 35.76           | 18.03          | 53.79           | 100.01          | -46.22       | Peak   | HORIZONTAL |
| 3  | 0.64        | 25.19           | 16.48          | 41.67           | 71.75           | -30.08       | Peak   | HORIZONTAL |
| 4  | 28.98       | 22.32           | 12.47          | 34.79           | 69.54           | -34.75       | Peak   | HORIZONTAL |
| 5  | 29.64       | 26.21           | 12.61          | 38.82           | 69.54           | -30.72       | Peak   | HORIZONTAL |
| 6  | 29.85       | 26.40           | 12.65          | 39.05           | 69.54           | -30.49       | Peak   | HORIZONTAL |

Factor= AF + CL - AG

**7.4.2 Radiated Spurious Emission Measurement Result (below 1GHz)**

International Standard Laboratory Corp.  
 Company Address: No.120, Lane 180, Hsin Ho Rd.  
 Lung-Tan Dist., Tao Yuan City 325, Taiwan  
 Date: 2023-03-15

Project Number. : 23LR0029 Temp.( )/RH(%) : 23/51  
 Test Mode : b mode Tx Low ch Tested by : Barry Lee



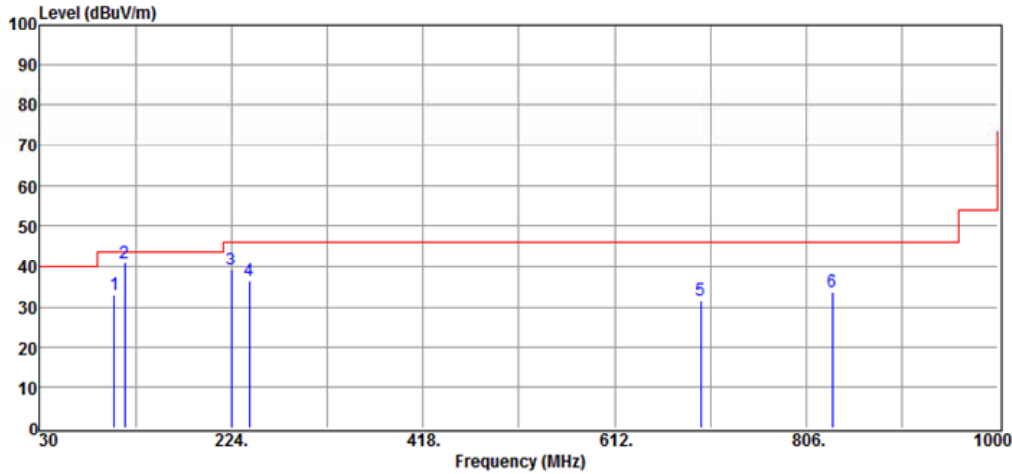
| No | Freq MHz | Reading dBuV | Factor dB/m | Level dBuV/m | Limit dBuV/m | Margin dB | Remark | Pol V/H  |
|----|----------|--------------|-------------|--------------|--------------|-----------|--------|----------|
| 1  | 61.04    | 43.75        | -6.44       | 37.31        | 40.00        | -2.69     | Peak   | VERTICAL |
| 2  | 69.77    | 43.60        | -8.07       | 35.53        | 40.00        | -4.47     | Peak   | VERTICAL |
| 3  | 119.24   | 40.80        | -8.03       | 32.77        | 43.50        | -10.73    | Peak   | VERTICAL |
| 4  | 181.32   | 47.29        | -6.69       | 40.60        | 43.50        | -2.90     | Peak   | VERTICAL |
| 5  | 199.75   | 42.68        | -7.95       | 34.73        | 43.50        | -8.77     | Peak   | VERTICAL |
| 6  | 216.24   | 41.68        | -7.77       | 33.91        | 46.00        | -12.09    | Peak   | VERTICAL |

**Factor= AF + CL - AG**



International Standard Laboratory Corp.  
 Company Address: No.120, Lane 180, Hsin Ho Rd.  
 Lung-Tan Dist., Tao Yuan City 325, Taiwan  
 Date: 2023-03-15

Project Number. : 23LR0029 Temp.( )/RH(%) : 23/51  
 Test Mode : b mode Tx Low ch Tested by : Barry Lee

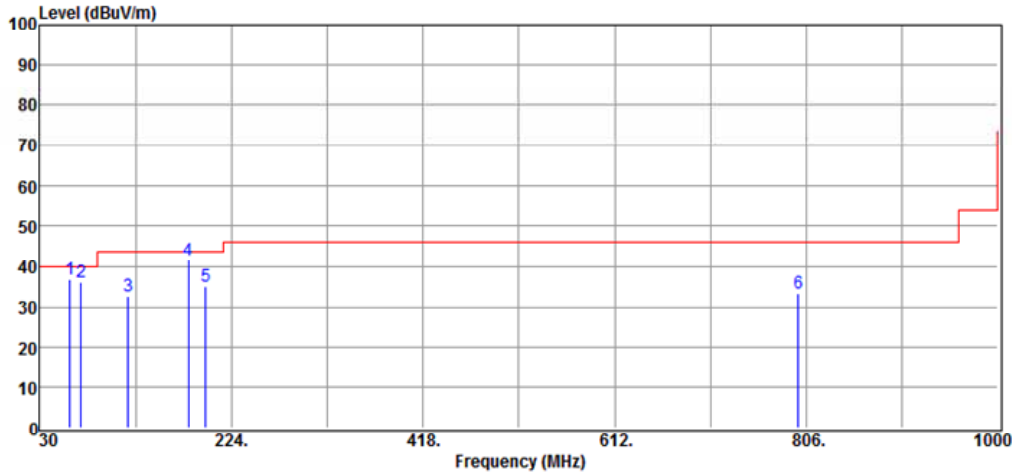


| No | Freq MHz | Reading dBuV | Factor dB/m | Level dBuV/m | Limit dBuV/m | Margin dB | Remark | Pol V/H    |
|----|----------|--------------|-------------|--------------|--------------|-----------|--------|------------|
| 1  | 105.66   | 42.47        | -9.31       | 33.16        | 43.50        | -10.34    | Peak   | HORIZONTAL |
| 2  | 116.33   | 49.17        | -8.39       | 40.78        | 43.50        | -2.72     | Peak   | HORIZONTAL |
| 3  | 224.00   | 47.07        | -8.05       | 39.02        | 46.00        | -6.98     | Peak   | HORIZONTAL |
| 4  | 242.43   | 42.56        | -6.24       | 36.32        | 46.00        | -9.68     | Peak   | HORIZONTAL |
| 5  | 699.30   | 28.43        | 3.22        | 31.65        | 46.00        | -14.35    | Peak   | HORIZONTAL |
| 6  | 832.19   | 28.45        | 5.37        | 33.82        | 46.00        | -12.18    | Peak   | HORIZONTAL |

**Factor = AF + CL - AG**

International Standard Laboratory Corp.  
Company Address: No.120, Lane 180, Hsin Ho Rd.  
Lung-Tan Dist., Tao Yuan City 325, Taiwan  
Date: 2023-03-15

Project Number. : 23LR0029 Temp.( )/RH(%) : 23/51  
Test Mode : b mode Tx Mid ch Tested by : Barry Lee

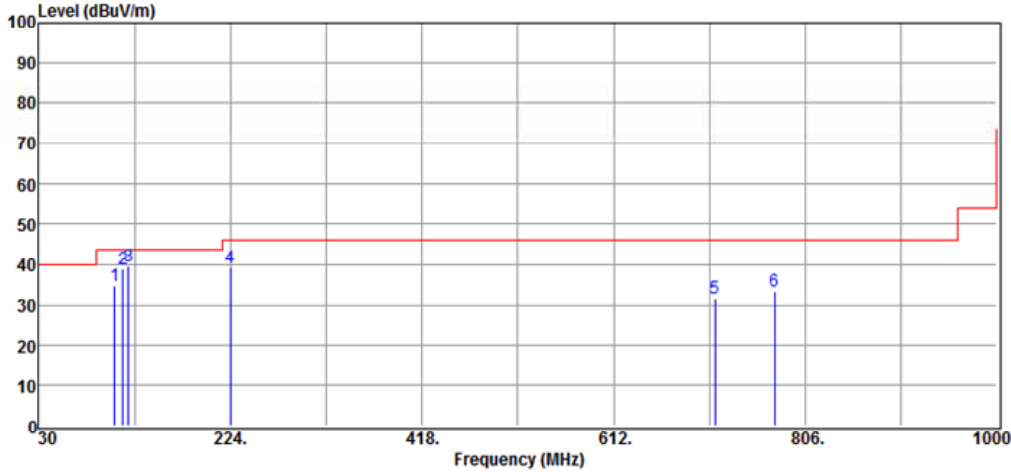


| No | Freq MHz | Reading dBuV | Factor dB/m | Level dBuV/m | Limit dBuV/m | Margin dB | Remark | Pol V/H  |
|----|----------|--------------|-------------|--------------|--------------|-----------|--------|----------|
| 1  | 61.04    | 43.22        | -6.44       | 36.78        | 40.00        | -3.22     | Peak   | VERTICAL |
| 2  | 71.71    | 44.21        | -8.16       | 36.05        | 40.00        | -3.95     | Peak   | VERTICAL |
| 3  | 119.24   | 40.71        | -8.03       | 32.68        | 43.50        | -10.82    | Peak   | VERTICAL |
| 4  | 180.35   | 48.04        | -6.50       | 41.54        | 43.50        | -1.96     | Peak   | VERTICAL |
| 5  | 197.81   | 42.98        | -7.97       | 35.01        | 43.50        | -8.49     | Peak   | VERTICAL |
| 6  | 798.24   | 28.27        | 5.06        | 33.33        | 46.00        | -12.67    | Peak   | VERTICAL |

**Factor= AF + CL - AG**

International Standard Laboratory Corp.  
 Company Address: No.120, Lane 180, Hsin Ho Rd.  
 Lung-Tan Dist., Tao Yuan City 325, Taiwan  
 Date: 2023-03-15

Project Number. : 23LR0029 Temp.( )/RH(%) : 23/51  
 Test Mode : b mode Tx Mid ch Tested by : Barry Lee

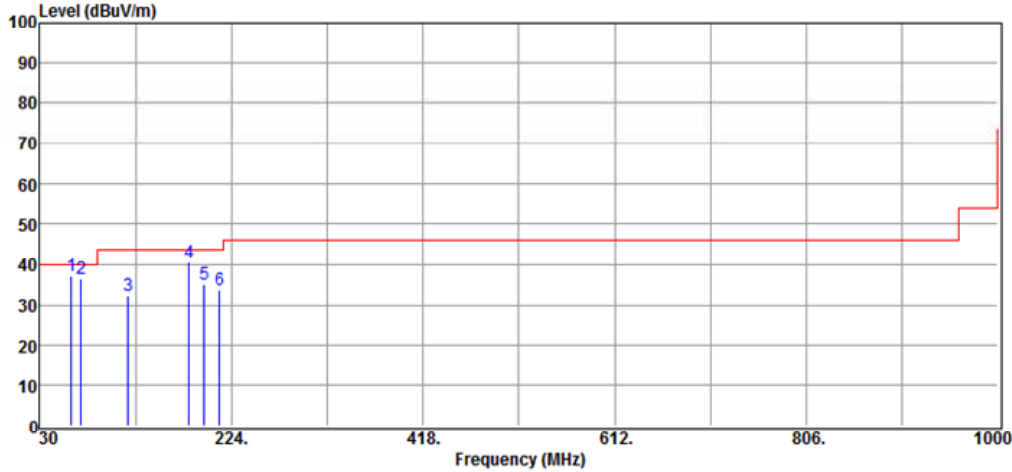


| No | Freq MHz | Reading dBuV | Factor dB/m | Level dBuV/m | Limit dBuV/m | Margin dB | Remark | Pol V/H    |
|----|----------|--------------|-------------|--------------|--------------|-----------|--------|------------|
| 1  | 106.63   | 43.92        | -9.18       | 34.74        | 43.50        | -8.76     | Peak   | HORIZONTAL |
| 2  | 115.36   | 47.27        | -8.43       | 38.84        | 43.50        | -4.66     | Peak   | HORIZONTAL |
| 3  | 121.18   | 47.58        | -7.89       | 39.69        | 43.50        | -3.81     | Peak   | HORIZONTAL |
| 4  | 224.00   | 47.27        | -8.05       | 39.22        | 46.00        | -6.78     | Peak   | HORIZONTAL |
| 5  | 714.82   | 28.32        | 3.41        | 31.73        | 46.00        | -14.27    | Peak   | HORIZONTAL |
| 6  | 774.96   | 28.39        | 4.79        | 33.18        | 46.00        | -12.82    | Peak   | HORIZONTAL |

**Factor = AF + CL - AG**

International Standard Laboratory Corp.  
Company Address: No.120, Lane 180, Hsin Ho Rd.  
Lung-Tan Dist., Tao Yuan City 325, Taiwan  
Date: 2023-03-15

Project Number. : 23LR0029 Temp.( )/RH(%) : 23/51  
Test Mode : b mode Tx High ch Tested by : Barry Lee

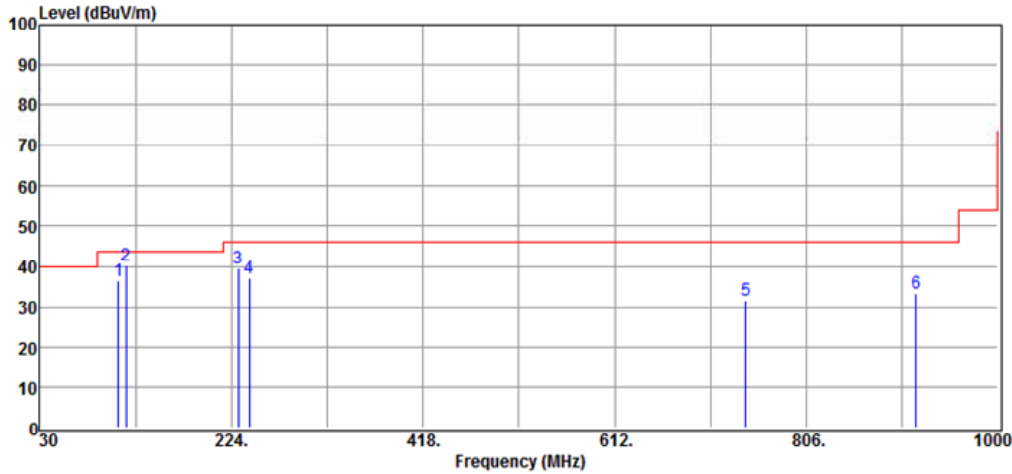


| No | Freq MHz | Reading dBuV | Factor dB/m | Level dBuV/m | Limit dBuV/m | Margin dB | Remark | Pol V/H  |
|----|----------|--------------|-------------|--------------|--------------|-----------|--------|----------|
| 1  | 62.01    | 43.76        | -6.62       | 37.14        | 40.00        | -2.86     | Peak   | VERTICAL |
| 2  | 71.71    | 44.43        | -8.16       | 36.27        | 40.00        | -3.73     | Peak   | VERTICAL |
| 3  | 119.24   | 40.23        | -8.03       | 32.20        | 43.50        | -11.30    | Peak   | VERTICAL |
| 4  | 181.32   | 47.40        | -6.69       | 40.71        | 43.50        | -2.79     | Peak   | VERTICAL |
| 5  | 196.84   | 43.00        | -7.95       | 35.05        | 43.50        | -8.45     | Peak   | VERTICAL |
| 6  | 212.36   | 41.39        | -7.83       | 33.56        | 43.50        | -9.94     | Peak   | VERTICAL |

**Factor= AF + CL - AG**

International Standard Laboratory Corp.  
Company Address: No.120, Lane 180, Hsin Ho Rd.  
Lung-Tan Dist., Tao Yuan City 325, Taiwan  
Date: 2023-03-15

Project Number. : 23LR0029 Temp.( )/RH(%) : 23/51  
Test Mode : b mode Tx High ch Tested by : Barry Lee

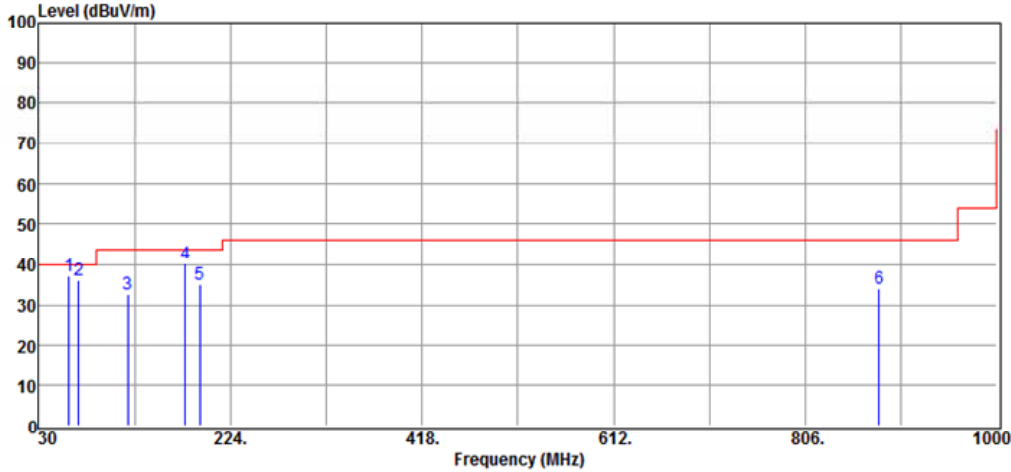


| No | Freq MHz | Reading dBuV | Factor dB/m | Level dBuV/m | Limit dBuV/m | Margin dB | Remark | Pol V/H    |
|----|----------|--------------|-------------|--------------|--------------|-----------|--------|------------|
| 1  | 109.54   | 45.21        | -8.82       | 36.39        | 43.50        | -7.11     | Peak   | HORIZONTAL |
| 2  | 117.30   | 48.36        | -8.17       | 40.19        | 43.50        | -3.31     | Peak   | HORIZONTAL |
| 3  | 230.79   | 46.99        | -7.62       | 39.37        | 46.00        | -6.63     | Peak   | HORIZONTAL |
| 4  | 242.43   | 43.43        | -6.24       | 37.19        | 46.00        | -8.81     | Peak   | HORIZONTAL |
| 5  | 744.89   | 27.13        | 4.34        | 31.47        | 46.00        | -14.53    | Peak   | HORIZONTAL |
| 6  | 917.55   | 26.58        | 6.68        | 33.26        | 46.00        | -12.74    | Peak   | HORIZONTAL |

**Factor = AF + CL - AG**

International Standard Laboratory Corp.  
Company Address: No.120, Lane 180, Hsin Ho Rd.  
Lung-Tan Dist., Tao Yuan City 325, Taiwan  
Date: 2023-03-15

Project Number. : 23LR0029 Temp.( )/RH(%) : 23/51  
Test Mode : g mode Tx Low ch Tested by : Barry Lee

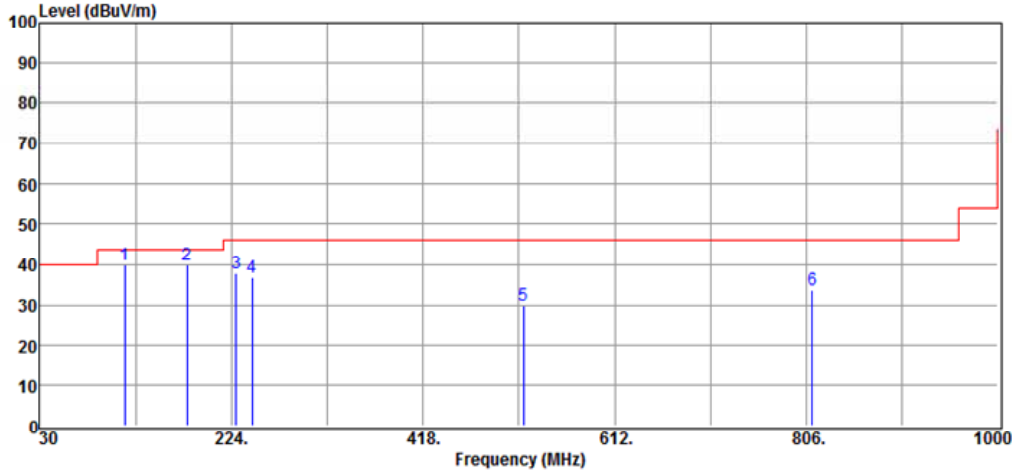


| No | Freq MHz | Reading dBuV | Factor dB/m | Level dBuV/m | Limit dBuV/m | Margin dB | Remark | Pol V/H  |
|----|----------|--------------|-------------|--------------|--------------|-----------|--------|----------|
| 1  | 61.04    | 43.40        | -6.44       | 36.96        | 40.00        | -3.04     | Peak   | VERTICAL |
| 2  | 70.74    | 44.03        | -8.06       | 35.97        | 40.00        | -4.03     | Peak   | VERTICAL |
| 3  | 120.21   | 40.50        | -7.95       | 32.55        | 43.50        | -10.95    | Peak   | VERTICAL |
| 4  | 178.41   | 46.61        | -6.31       | 40.30        | 43.50        | -3.20     | Peak   | VERTICAL |
| 5  | 192.96   | 42.88        | -7.88       | 35.00        | 43.50        | -8.50     | Peak   | VERTICAL |
| 6  | 880.69   | 28.14        | 5.83        | 33.97        | 46.00        | -12.03    | Peak   | VERTICAL |

**Factor = AF + CL - AG**

International Standard Laboratory Corp.  
 Company Address: No.120, Lane 180, Hsin Ho Rd.  
 Lung-Tan Dist., Tao Yuan City 325, Taiwan  
 Date: 2023-03-15

Project Number. : 23LR0029 Temp.( )/RH(%) : 23/51  
 Test Mode : g mode Tx Low ch Tested by : Barry Lee

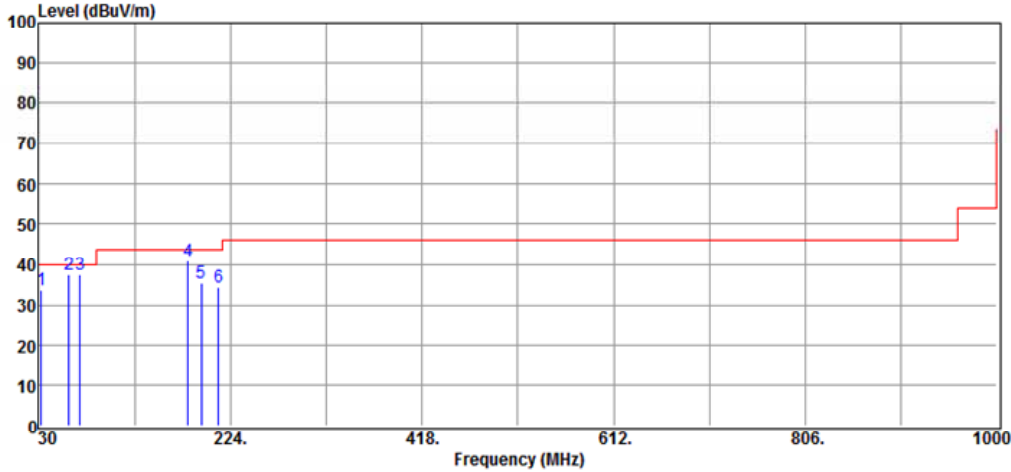


| No | Freq MHz | Reading dBuV | Factor dB/m | Level dBuV/m | Limit dBuV/m | Margin dB | Remark | Pol V/H    |
|----|----------|--------------|-------------|--------------|--------------|-----------|--------|------------|
| 1  | 116.33   | 48.19        | -8.39       | 39.80        | 43.50        | -3.70     | Peak   | HORIZONTAL |
| 2  | 179.38   | 46.26        | -6.33       | 39.93        | 43.50        | -3.57     | Peak   | HORIZONTAL |
| 3  | 228.85   | 45.78        | -7.85       | 37.93        | 46.00        | -8.07     | Peak   | HORIZONTAL |
| 4  | 245.34   | 42.80        | -6.07       | 36.73        | 46.00        | -9.27     | Peak   | HORIZONTAL |
| 5  | 519.85   | 30.10        | -0.12       | 29.98        | 46.00        | -16.02    | Peak   | HORIZONTAL |
| 6  | 811.82   | 28.53        | 5.06        | 33.59        | 46.00        | -12.41    | Peak   | HORIZONTAL |

**Factor = AF + CL - AG**

International Standard Laboratory Corp.  
Company Address: No.120, Lane 180, Hsin Ho Rd.  
Lung-Tan Dist., Tao Yuan City 325, Taiwan  
Date: 2023-03-15

Project Number. : 23LR0029 Temp.( )/RH(%) : 23/51  
Test Mode : g mode Tx Mid ch Tested by : Barry Lee



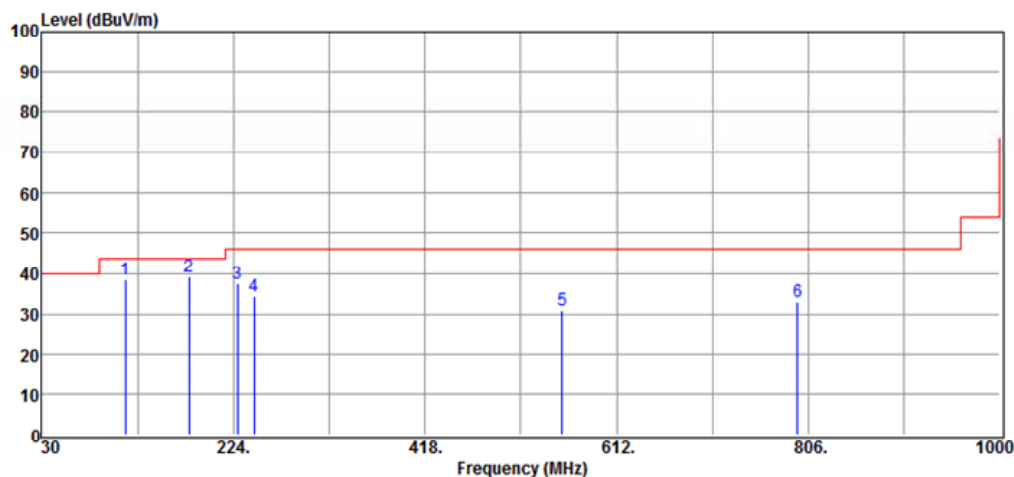
| No | Freq MHz | Reading dBuV | Factor dB/m | Level dBuV/m | Limit dBuV/m | Margin dB | Remark | Pol V/H  |
|----|----------|--------------|-------------|--------------|--------------|-----------|--------|----------|
| 1  | 32.91    | 40.97        | -7.39       | 33.58        | 40.00        | -6.42     | Peak   | VERTICAL |
| 2  | 61.04    | 43.76        | -6.44       | 37.32        | 40.00        | -2.68     | Peak   | VERTICAL |
| 3  | 71.71    | 45.55        | -8.16       | 37.39        | 40.00        | -2.61     | Peak   | VERTICAL |
| 4  | 181.32   | 47.41        | -6.69       | 40.72        | 43.50        | -2.78     | Peak   | VERTICAL |
| 5  | 194.90   | 43.18        | -7.89       | 35.29        | 43.50        | -8.21     | Peak   | VERTICAL |
| 6  | 212.36   | 42.18        | -7.83       | 34.35        | 43.50        | -9.15     | Peak   | VERTICAL |

**Factor = AF + CL - AG**



International Standard Laboratory Corp.  
Company Address: No.120, Lane 180, Hsin Ho Rd.  
Lung-Tan Dist., Tao Yuan City 325, Taiwan  
Date: 2023-03-15

Project Number. : 23LR0029 Temp.( )/RH(%) : 23/51  
Test Mode : g mode Tx Mid ch Tested by : Barry Lee

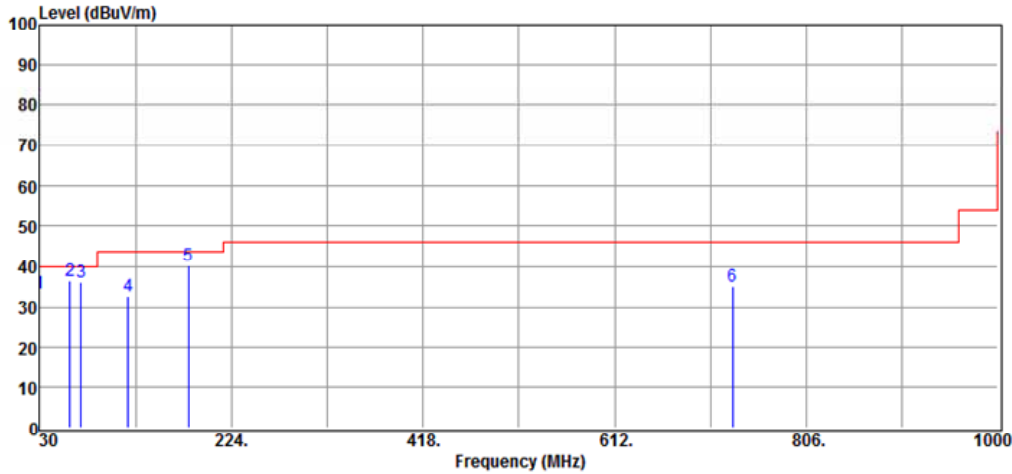


| No | Freq MHz | Reading dBuV | Factor dB/m | Level dBuV/m | Limit dBuV/m | Margin dB | Remark | Pol V/H    |
|----|----------|--------------|-------------|--------------|--------------|-----------|--------|------------|
| 1  | 114.39   | 47.10        | -8.47       | 38.63        | 43.50        | -4.87     | Peak   | HORIZONTAL |
| 2  | 179.38   | 45.41        | -6.33       | 39.08        | 43.50        | -4.42     | Peak   | HORIZONTAL |
| 3  | 227.88   | 45.27        | -7.91       | 37.36        | 46.00        | -8.64     | Peak   | HORIZONTAL |
| 4  | 245.34   | 40.29        | -6.07       | 34.22        | 46.00        | -11.78    | Peak   | HORIZONTAL |
| 5  | 556.71   | 30.43        | 0.34        | 30.77        | 46.00        | -15.23    | Peak   | HORIZONTAL |
| 6  | 795.33   | 27.97        | 4.99        | 32.96        | 46.00        | -13.04    | Peak   | HORIZONTAL |

**Factor= AF + CL - AG**

International Standard Laboratory Corp.  
Company Address: No.120, Lane 180, Hsin Ho Rd.  
Lung-Tan Dist., Tao Yuan City 325, Taiwan  
Date: 2023-03-15

Project Number. : 23LR0029 Temp.( )/RH(%) : 23/51  
Test Mode : g mode Tx High ch Tested by : Barry Lee

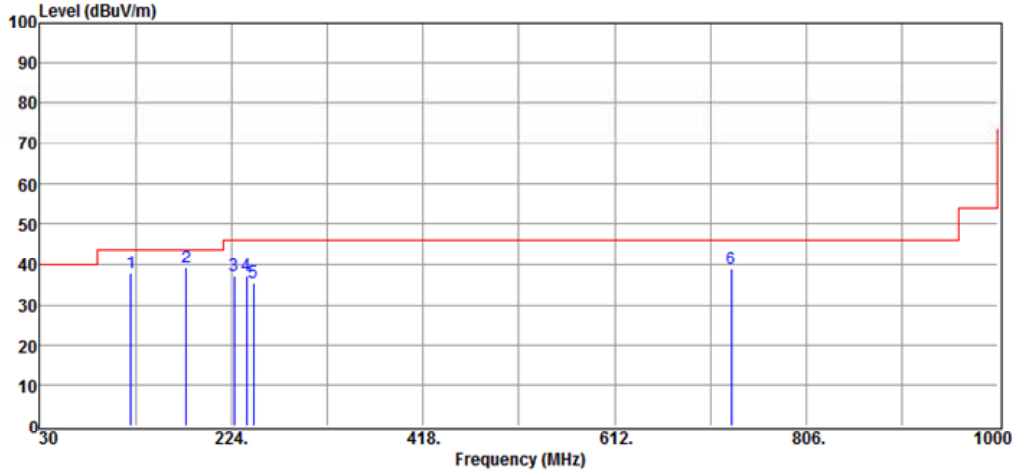


| No | Freq MHz | Reading dBuV | Factor dB/m | Level dBuV/m | Limit dBuV/m | Margin dB | Remark | Pol V/H  |
|----|----------|--------------|-------------|--------------|--------------|-----------|--------|----------|
| 1  | 30.00    | 40.43        | -7.02       | 33.41        | 40.00        | -6.59     | Peak   | VERTICAL |
| 2  | 61.04    | 42.96        | -6.44       | 36.52        | 40.00        | -3.48     | Peak   | VERTICAL |
| 3  | 71.71    | 44.21        | -8.16       | 36.05        | 40.00        | -3.95     | Peak   | VERTICAL |
| 4  | 119.24   | 40.61        | -8.03       | 32.58        | 43.50        | -10.92    | Peak   | VERTICAL |
| 5  | 180.35   | 46.78        | -6.50       | 40.28        | 43.50        | -3.22     | Peak   | VERTICAL |
| 6  | 731.31   | 31.42        | 3.64        | 35.06        | 46.00        | -10.94    | Peak   | VERTICAL |

Factor= AF + CL - AG

International Standard Laboratory Corp.  
 Company Address: No.120, Lane 180, Hsin Ho Rd.  
 Lung-Tan Dist., Tao Yuan City 325, Taiwan  
 Date: 2023-03-15

Project Number. : 23LR0029 Temp.( )/RH(%) : 23/51  
 Test Mode : g mode Tx High ch Tested by : Barry Lee

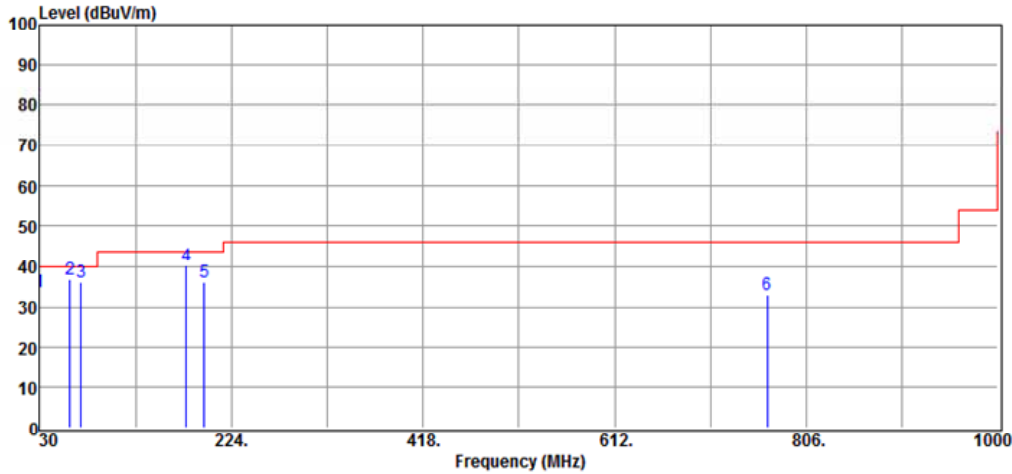


| No | Freq MHz | Reading dBuV | Factor dB/m | Level dBuV/m | Limit dBuV/m | Margin dB | Remark | Pol V/H    |
|----|----------|--------------|-------------|--------------|--------------|-----------|--------|------------|
| 1  | 122.15   | 45.44        | -7.69       | 37.75        | 43.50        | -5.75     | Peak   | HORIZONTAL |
| 2  | 178.41   | 45.46        | -6.31       | 39.15        | 43.50        | -4.35     | Peak   | HORIZONTAL |
| 3  | 226.91   | 45.13        | -7.97       | 37.16        | 46.00        | -8.84     | Peak   | HORIZONTAL |
| 4  | 239.52   | 43.44        | -6.46       | 36.98        | 46.00        | -9.02     | Peak   | HORIZONTAL |
| 5  | 246.31   | 41.44        | -6.05       | 35.39        | 46.00        | -10.61    | Peak   | HORIZONTAL |
| 6  | 730.34   | 35.28        | 3.59        | 38.87        | 46.00        | -7.13     | Peak   | HORIZONTAL |

**Factor = AF + CL - AG**

International Standard Laboratory Corp.  
Company Address: No.120, Lane 180, Hsin Ho Rd.  
Lung-Tan Dist., Tao Yuan City 325, Taiwan  
Date: 2023-03-15

Project Number. : 23LR0029 Temp.( )/RH(%) : 23/51  
Test Mode : n20 mode Tx Low ch Tested by : Barry Lee

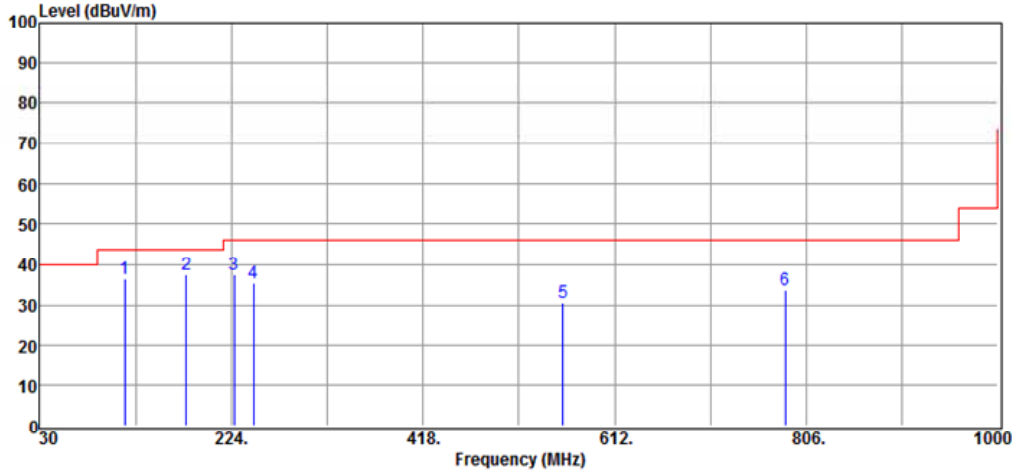


| No | Freq MHz | Reading dBuV | Factor dB/m | Level dBuV/m | Limit dBuV/m | Margin dB | Remark | Pol V/H  |
|----|----------|--------------|-------------|--------------|--------------|-----------|--------|----------|
| 1  | 30.00    | 40.54        | -7.02       | 33.52        | 40.00        | -6.48     | Peak   | VERTICAL |
| 2  | 61.04    | 43.28        | -6.44       | 36.84        | 40.00        | -3.16     | Peak   | VERTICAL |
| 3  | 71.71    | 44.36        | -8.16       | 36.20        | 40.00        | -3.80     | Peak   | VERTICAL |
| 4  | 178.41   | 46.61        | -6.31       | 40.30        | 43.50        | -3.20     | Peak   | VERTICAL |
| 5  | 196.84   | 43.88        | -7.95       | 35.93        | 43.50        | -7.57     | Peak   | VERTICAL |
| 6  | 766.23   | 28.36        | 4.65        | 33.01        | 46.00        | -12.99    | Peak   | VERTICAL |

Factor= AF + CL - AG

International Standard Laboratory Corp.  
 Company Address: No.120, Lane 180, Hsin Ho Rd.  
 Lung-Tan Dist., Tao Yuan City 325, Taiwan  
 Date: 2023-03-15

Project Number. : 23LR0029 Temp.( )/RH(%) : 23/51  
 Test Mode : n20 mode Tx Low ch Tested by : Barry Lee

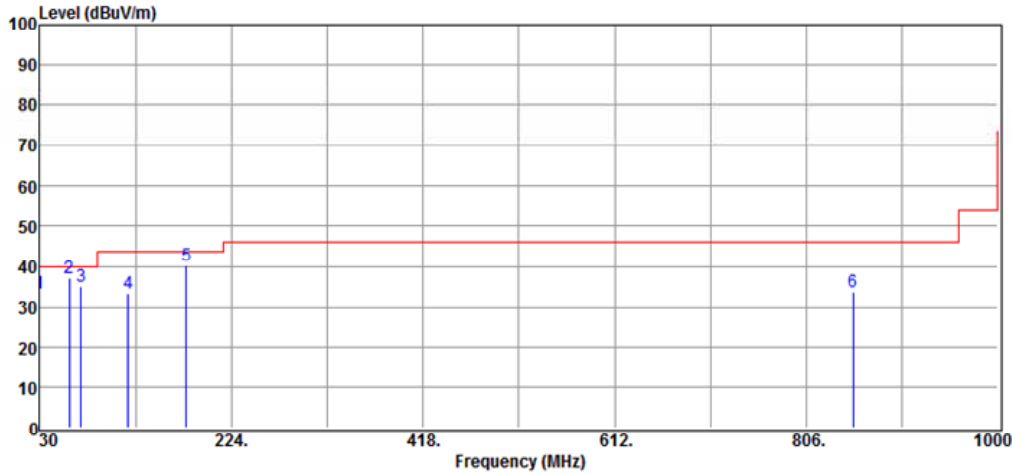


| No | Freq MHz | Reading dBuV | Factor dB/m | Level dBuV/m | Limit dBuV/m | Margin dB | Remark | Pol V/H    |
|----|----------|--------------|-------------|--------------|--------------|-----------|--------|------------|
| 1  | 116.33   | 44.96        | -8.39       | 36.57        | 43.50        | -6.93     | Peak   | HORIZONTAL |
| 2  | 178.41   | 43.64        | -6.31       | 37.33        | 43.50        | -6.17     | Peak   | HORIZONTAL |
| 3  | 226.91   | 45.53        | -7.97       | 37.56        | 46.00        | -8.44     | Peak   | HORIZONTAL |
| 4  | 246.31   | 41.47        | -6.05       | 35.42        | 46.00        | -10.58    | Peak   | HORIZONTAL |
| 5  | 559.62   | 30.27        | 0.34        | 30.61        | 46.00        | -15.39    | Peak   | HORIZONTAL |
| 6  | 784.66   | 29.04        | 4.65        | 33.69        | 46.00        | -12.31    | Peak   | HORIZONTAL |

**Factor = AF + CL - AG**

International Standard Laboratory Corp.  
Company Address: No.120, Lane 180, Hsin Ho Rd.  
Lung-Tan Dist., Tao Yuan City 325, Taiwan  
Date: 2023-03-15

Project Number. : 23LR0029 Temp.( )/RH(%) : 23/51  
Test Mode : n20 mode Tx Mid ch Tested by : Barry Lee

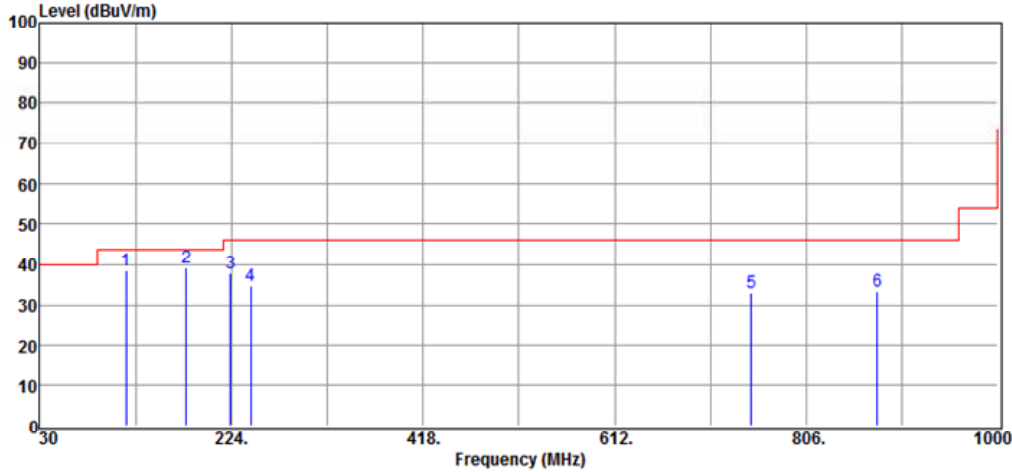


| No | Freq MHz | Reading dBuV | Factor dB/m | Level dBuV/m | Limit dBuV/m | Margin dB | Remark | Pol V/H  |
|----|----------|--------------|-------------|--------------|--------------|-----------|--------|----------|
| 1  | 30.00    | 40.48        | -7.02       | 33.46        | 40.00        | -6.54     | Peak   | VERTICAL |
| 2  | 60.07    | 43.35        | -6.08       | 37.27        | 40.00        | -2.73     | Peak   | VERTICAL |
| 3  | 71.71    | 43.07        | -8.16       | 34.91        | 40.00        | -5.09     | Peak   | VERTICAL |
| 4  | 119.24   | 41.23        | -8.03       | 33.20        | 43.50        | -10.30    | Peak   | VERTICAL |
| 5  | 178.41   | 46.46        | -6.31       | 40.15        | 43.50        | -3.35     | Peak   | VERTICAL |
| 6  | 853.53   | 28.23        | 5.59        | 33.82        | 46.00        | -12.18    | Peak   | VERTICAL |

**Factor= AF + CL - AG**

International Standard Laboratory Corp.  
 Company Address: No.120, Lane 180, Hsin Ho Rd.  
 Lung-Tan Dist., Tao Yuan City 325, Taiwan  
 Date: 2023-03-15

Project Number. : 23LR0029 Temp.( )/RH(%) : 23/51  
 Test Mode : n20 mode Tx Mid ch Tested by : Barry Lee

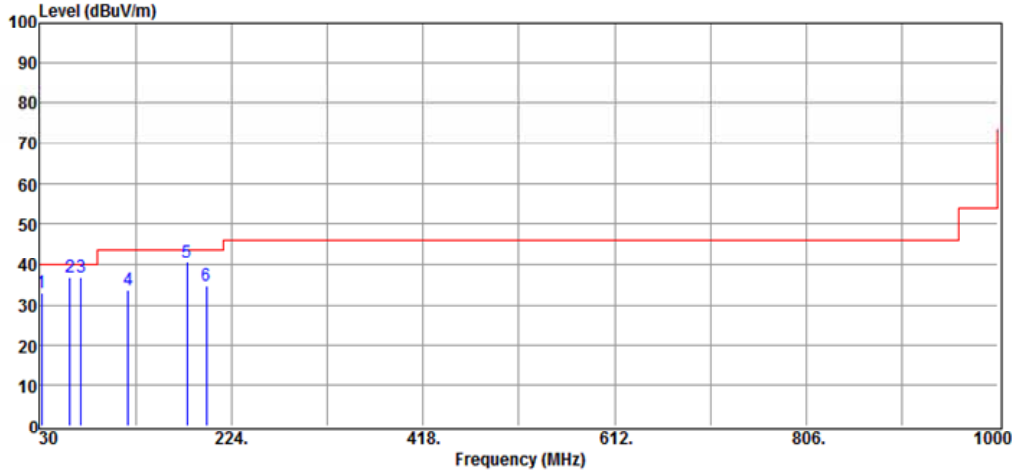


| No | Freq MHz | Reading dBuV | Factor dB/m | Level dBuV/m | Limit dBuV/m | Margin dB | Remark | Pol V/H    |
|----|----------|--------------|-------------|--------------|--------------|-----------|--------|------------|
| 1  | 117.30   | 46.70        | -8.17       | 38.53        | 43.50        | -4.97     | Peak   | HORIZONTAL |
| 2  | 178.41   | 45.36        | -6.31       | 39.05        | 43.50        | -4.45     | Peak   | HORIZONTAL |
| 3  | 223.03   | 45.63        | -7.99       | 37.64        | 46.00        | -8.36     | Peak   | HORIZONTAL |
| 4  | 243.40   | 40.88        | -6.19       | 34.69        | 46.00        | -11.31    | Peak   | HORIZONTAL |
| 5  | 750.71   | 28.37        | 4.57        | 32.94        | 46.00        | -13.06    | Peak   | HORIZONTAL |
| 6  | 877.78   | 27.67        | 5.81        | 33.48        | 46.00        | -12.52    | Peak   | HORIZONTAL |

**Factor = AF + CL - AG**

International Standard Laboratory Corp.  
Company Address: No.120, Lane 180, Hsin Ho Rd.  
Lung-Tan Dist., Tao Yuan City 325, Taiwan  
Date: 2023-03-15

Project Number. : 23LR0029 Temp.( )/RH(%) : 23/51  
Test Mode : n20 mode Tx High ch Tested by : Barry Lee



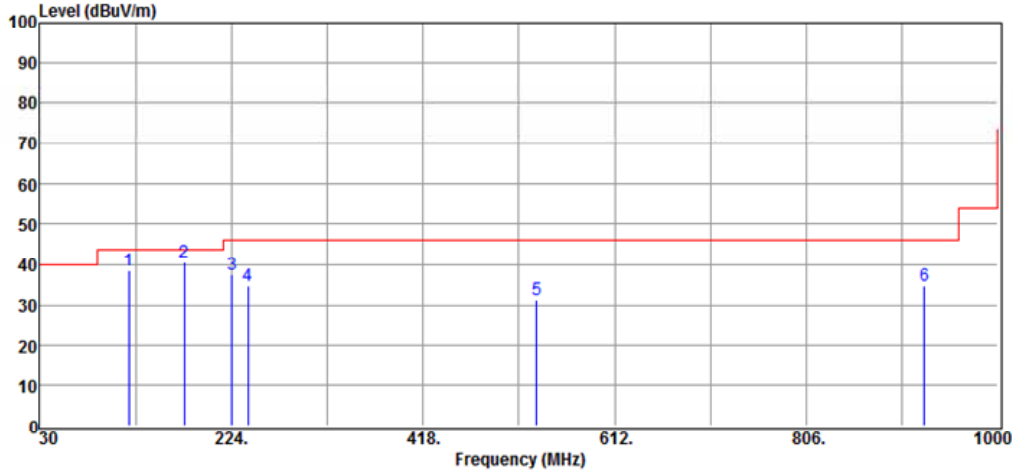
| No | Freq MHz | Reading dBuV | Factor dB/m | Level dBuV/m | Limit dBuV/m | Margin dB | Remark | Pol V/H  |
|----|----------|--------------|-------------|--------------|--------------|-----------|--------|----------|
| 1  | 31.94    | 40.34        | -7.39       | 32.95        | 40.00        | -7.05     | Peak   | VERTICAL |
| 2  | 61.04    | 43.13        | -6.44       | 36.69        | 40.00        | -3.31     | Peak   | VERTICAL |
| 3  | 71.71    | 45.05        | -8.16       | 36.89        | 40.00        | -3.11     | Peak   | VERTICAL |
| 4  | 119.24   | 41.55        | -8.03       | 33.52        | 43.50        | -9.98     | Peak   | VERTICAL |
| 5  | 179.38   | 46.72        | -6.33       | 40.39        | 43.50        | -3.11     | Peak   | VERTICAL |
| 6  | 198.78   | 42.69        | -7.95       | 34.74        | 43.50        | -8.76     | Peak   | VERTICAL |

Factor= AF + CL - AG



International Standard Laboratory Corp.  
 Company Address: No.120, Lane 180, Hsin Ho Rd.  
 Lung-Tan Dist., Tao Yuan City 325, Taiwan  
 Date: 2023-03-15

Project Number. : 23LR0029 Temp.( )/RH(%) : 23/51  
 Test Mode : n20 mode Tx High ch Tested by : Barry Lee

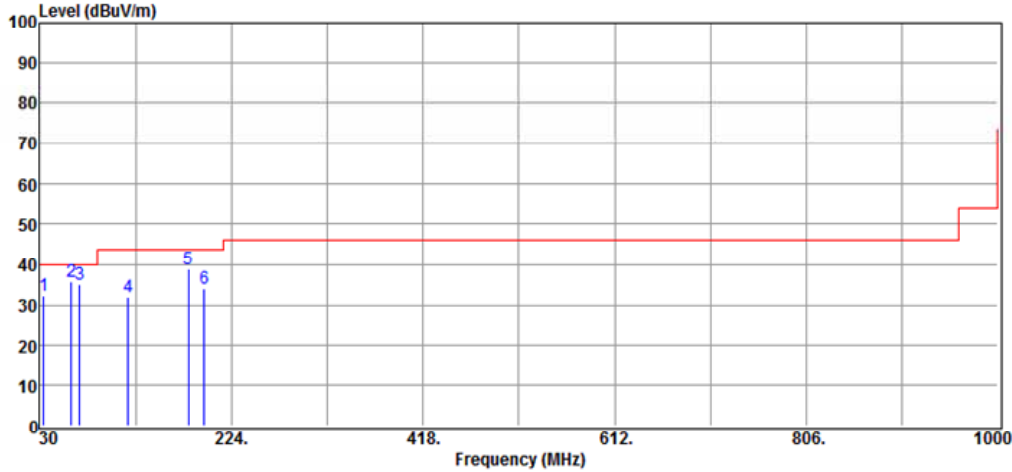


| No | Freq MHz | Reading dBuV | Factor dB/m | Level dBuV/m | Limit dBuV/m | Margin dB | Remark | Pol V/H    |
|----|----------|--------------|-------------|--------------|--------------|-----------|--------|------------|
| 1  | 120.21   | 46.39        | -7.95       | 38.44        | 43.50        | -5.06     | Peak   | HORIZONTAL |
| 2  | 176.47   | 46.63        | -6.10       | 40.53        | 43.50        | -2.97     | Peak   | HORIZONTAL |
| 3  | 224.97   | 45.69        | -8.09       | 37.60        | 46.00        | -8.40     | Peak   | HORIZONTAL |
| 4  | 240.49   | 41.19        | -6.38       | 34.81        | 46.00        | -11.19    | Peak   | HORIZONTAL |
| 5  | 533.43   | 31.21        | 0.08        | 31.29        | 46.00        | -14.71    | Peak   | HORIZONTAL |
| 6  | 925.31   | 27.65        | 6.93        | 34.58        | 46.00        | -11.42    | Peak   | HORIZONTAL |

**Factor = AF + CL - AG**

International Standard Laboratory Corp.  
 Company Address: No.120, Lane 180, Hsin Ho Rd.  
 Lung-Tan Dist., Tao Yuan City 325, Taiwan  
 Date: 2023-03-15

Project Number. : 23LR0029 Temp.( )/RH(%) : 23/51  
 Test Mode : n40 mode Tx Low ch Tested by : Barry Lee

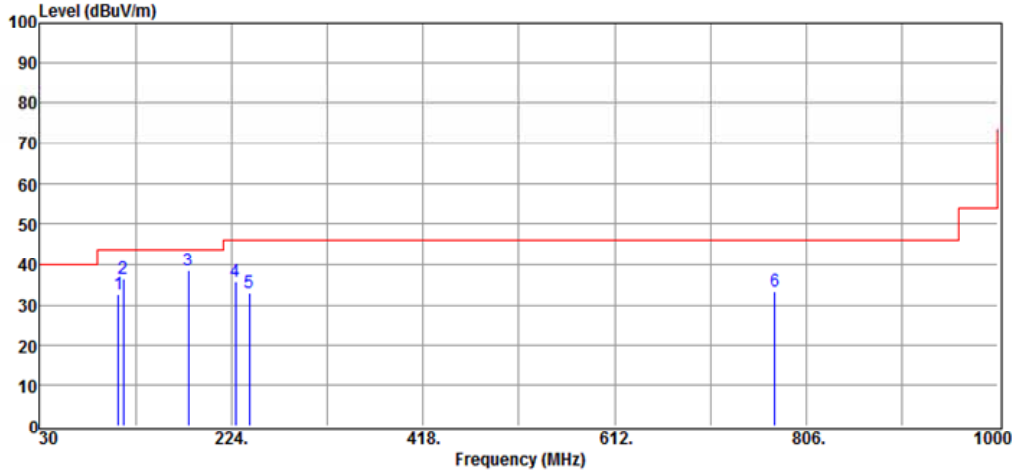


| No | Freq MHz | Reading dBuV | Factor dB/m | Level dBuV/m | Limit dBuV/m | Margin dB | Remark | Pol V/H  |
|----|----------|--------------|-------------|--------------|--------------|-----------|--------|----------|
| 1  | 33.88    | 39.42        | -6.95       | 32.47        | 40.00        | -7.53     | Peak   | VERTICAL |
| 2  | 62.01    | 42.50        | -6.62       | 35.88        | 40.00        | -4.12     | Peak   | VERTICAL |
| 3  | 70.74    | 43.14        | -8.06       | 35.08        | 40.00        | -4.92     | Peak   | VERTICAL |
| 4  | 119.24   | 40.06        | -8.03       | 32.03        | 43.50        | -11.47    | Peak   | VERTICAL |
| 5  | 180.35   | 45.50        | -6.50       | 39.00        | 43.50        | -4.50     | Peak   | VERTICAL |
| 6  | 196.84   | 42.12        | -7.95       | 34.17        | 43.50        | -9.33     | Peak   | VERTICAL |

**Factor = AF + CL - AG**

International Standard Laboratory Corp.  
Company Address: No.120, Lane 180, Hsin Ho Rd.  
Lung-Tan Dist., Tao Yuan City 325, Taiwan  
Date: 2023-03-15

Project Number. : 23LR0029 Temp.( )/RH(%) : 23/51  
Test Mode : n40 mode Tx Low ch Tested by : Barry Lee

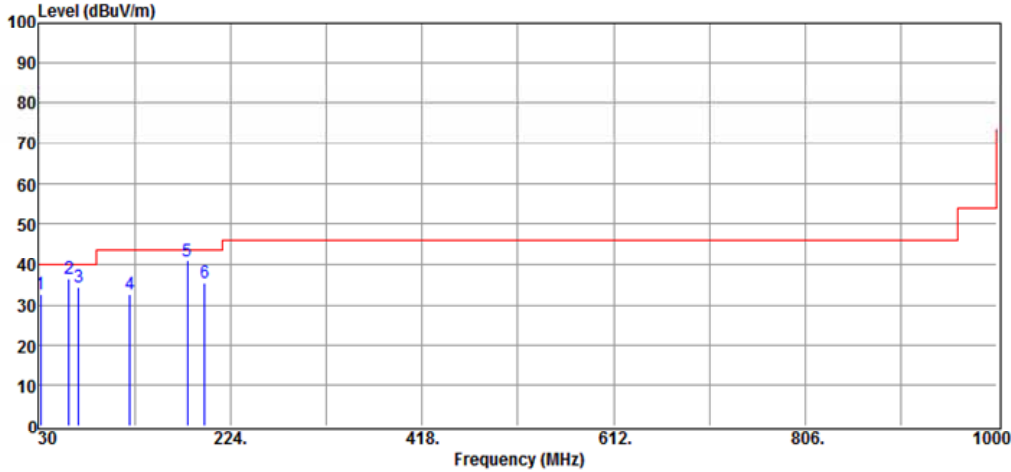


| No | Freq MHz | Reading dBuV | Factor dB/m | Level dBuV/m | Limit dBuV/m | Margin dB | Remark | Pol V/H    |
|----|----------|--------------|-------------|--------------|--------------|-----------|--------|------------|
| 1  | 109.54   | 41.60        | -8.82       | 32.78        | 43.50        | -10.72    | Peak   | HORIZONTAL |
| 2  | 114.39   | 44.80        | -8.47       | 36.33        | 43.50        | -7.17     | Peak   | HORIZONTAL |
| 3  | 180.35   | 45.10        | -6.50       | 38.60        | 43.50        | -4.90     | Peak   | HORIZONTAL |
| 4  | 227.88   | 43.69        | -7.91       | 35.78        | 46.00        | -10.22    | Peak   | HORIZONTAL |
| 5  | 242.43   | 39.07        | -6.24       | 32.83        | 46.00        | -13.17    | Peak   | HORIZONTAL |
| 6  | 773.99   | 28.50        | 4.76        | 33.26        | 46.00        | -12.74    | Peak   | HORIZONTAL |

**Factor = AF + CL - AG**

International Standard Laboratory Corp.  
Company Address: No.120, Lane 180, Hsin Ho Rd.  
Lung-Tan Dist., Tao Yuan City 325, Taiwan  
Date: 2023-03-15

Project Number. : 23LR0029 Temp.( )/RH(%) : 23/51  
Test Mode : n40 mode Tx Mid ch Tested by : Barry Lee

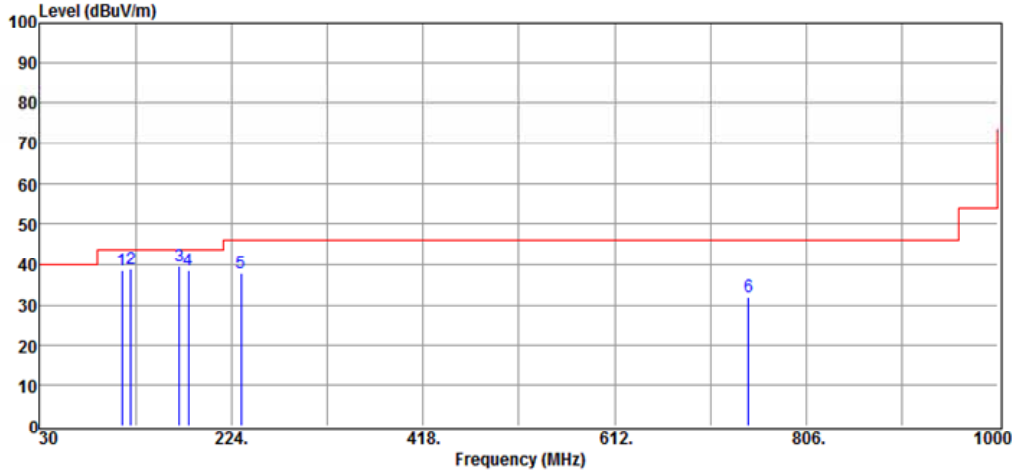


| No | Freq MHz | Reading dBuV | Factor dB/m | Level dBuV/m | Limit dBuV/m | Margin dB | Remark | Pol V/H  |
|----|----------|--------------|-------------|--------------|--------------|-----------|--------|----------|
| 1  | 31.94    | 40.02        | -7.39       | 32.63        | 40.00        | -7.37     | Peak   | VERTICAL |
| 2  | 61.04    | 42.73        | -6.44       | 36.29        | 40.00        | -3.71     | Peak   | VERTICAL |
| 3  | 70.74    | 42.40        | -8.06       | 34.34        | 40.00        | -5.66     | Peak   | VERTICAL |
| 4  | 122.15   | 40.38        | -7.69       | 32.69        | 43.50        | -10.81    | Peak   | VERTICAL |
| 5  | 180.35   | 47.22        | -6.50       | 40.72        | 43.50        | -2.78     | Peak   | VERTICAL |
| 6  | 197.81   | 43.33        | -7.97       | 35.36        | 43.50        | -8.14     | Peak   | VERTICAL |

**Factor = AF + CL - AG**

International Standard Laboratory Corp.  
Company Address: No.120, Lane 180, Hsin Ho Rd.  
Lung-Tan Dist., Tao Yuan City 325, Taiwan  
Date: 2023-03-15

Project Number. : 23LR0029 Temp.( )/RH(%) : 23/51  
Test Mode : n40 mode Tx Mid ch Tested by : Barry Lee



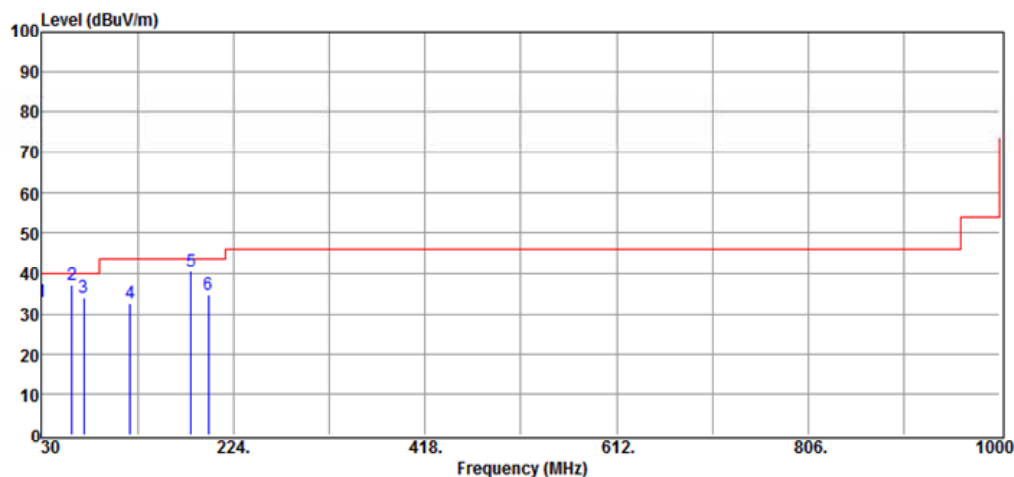
| No | Freq MHz | Reading dBuV | Factor dB/m | Level dBuV/m | Limit dBuV/m | Margin dB | Remark | Pol V/H    |
|----|----------|--------------|-------------|--------------|--------------|-----------|--------|------------|
| 1  | 113.42   | 46.90        | -8.57       | 38.33        | 43.50        | -5.17     | Peak   | HORIZONTAL |
| 2  | 122.15   | 46.64        | -7.69       | 38.95        | 43.50        | -4.55     | Peak   | HORIZONTAL |
| 3  | 171.62   | 45.22        | -5.61       | 39.61        | 43.50        | -3.89     | Peak   | HORIZONTAL |
| 4  | 180.35   | 45.04        | -6.50       | 38.54        | 43.50        | -4.96     | Peak   | HORIZONTAL |
| 5  | 233.70   | 44.98        | -7.08       | 37.90        | 46.00        | -8.10     | Peak   | HORIZONTAL |
| 6  | 747.80   | 27.45        | 4.47        | 31.92        | 46.00        | -14.08    | Peak   | HORIZONTAL |

Factor= AF + CL - AG

International Standard Laboratory Corp.  
Company Address: No.120, Lane 180, Hsin Ho Rd.  
Lung-Tan Dist., Tao Yuan City 325, Taiwan

Date: 2023-03-15

Project Number. : 23LR0029 Temp.( )/RH(%) : 23/51  
Test Mode : n40 mode Tx High ch Tested by : Barry Lee

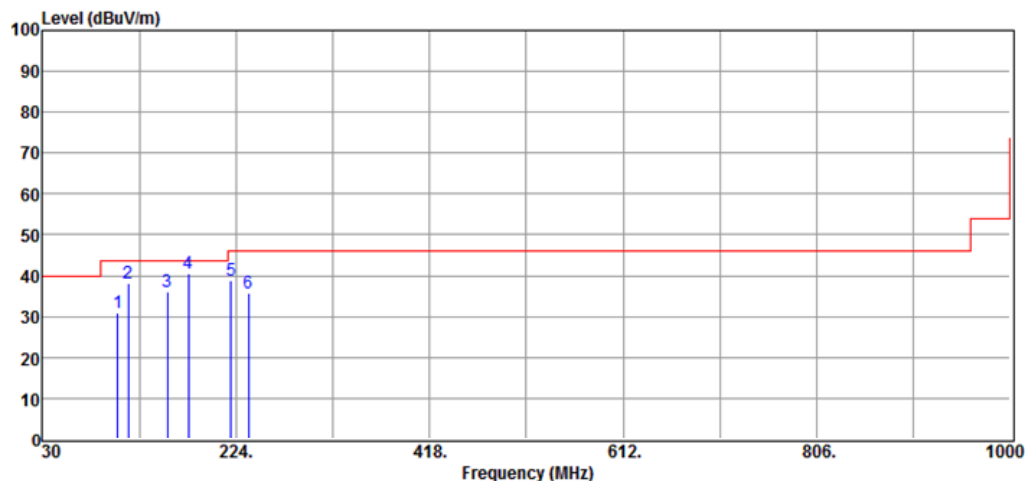


| No | Freq MHz | Reading dBuV | Factor dB/m | Level dBuV/m | Limit dBuV/m | Margin dB | Remark | Pol V/H  |
|----|----------|--------------|-------------|--------------|--------------|-----------|--------|----------|
| 1  | 30.00    | 40.00        | -7.02       | 32.98        | 40.00        | -7.02     | Peak   | VERTICAL |
| 2  | 61.04    | 43.44        | -6.44       | 37.00        | 40.00        | -3.00     | Peak   | VERTICAL |
| 3  | 72.68    | 42.46        | -8.48       | 33.98        | 40.00        | -6.02     | Peak   | VERTICAL |
| 4  | 119.24   | 40.61        | -8.03       | 32.58        | 43.50        | -10.92    | Peak   | VERTICAL |
| 5  | 181.32   | 47.12        | -6.69       | 40.43        | 43.50        | -3.07     | Peak   | VERTICAL |
| 6  | 198.78   | 42.82        | -7.95       | 34.87        | 43.50        | -8.63     | Peak   | VERTICAL |

**Factor= AF + CL - AG**

International Standard Laboratory Corp.  
Company Address: No.120, Lane 180, Hsin Ho Rd.  
Lung-Tan Dist., Tao Yuan City 325, Taiwa  
Date: 2023-03-15

Project Number. : 23LR0029 Temp.( )/RH(%) : 23/51  
Test Mode : n40 mode Tx High ch Tested by : Barry Lee



| No | Freq MHz | Reading dBuV | Factor dB/m | Level dBuV/m | Limit dBuV/m | Margin dB | Remark | Pol V/H    |
|----|----------|--------------|-------------|--------------|--------------|-----------|--------|------------|
| 1  | 105.66   | 40.17        | -9.31       | 30.86        | 43.50        | -12.64    | Peak   | HORIZONTAL |
| 2  | 116.33   | 46.43        | -8.39       | 38.04        | 43.50        | -5.46     | Peak   | HORIZONTAL |
| 3  | 155.13   | 41.08        | -4.90       | 36.18        | 43.50        | -7.32     | Peak   | HORIZONTAL |
| 4  | 176.47   | 46.76        | -6.10       | 40.66        | 43.50        | -2.84     | Peak   | HORIZONTAL |
| 5  | 219.15   | 46.72        | -7.81       | 38.91        | 46.00        | -7.09     | Peak   | HORIZONTAL |
| 6  | 236.61   | 42.55        | -6.70       | 35.85        | 46.00        | -10.15    | Peak   | HORIZONTAL |

**Factor= AF + CL - AG**

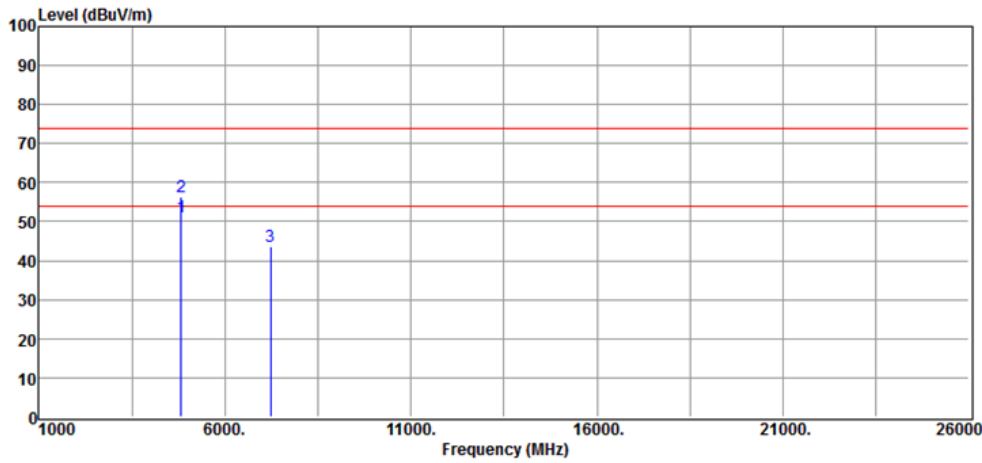
### 7.4.3 Radiated Spurious Emission Measurement Result (above 1GHz)



International Standard Laboratory Corp.  
Company Address: No. 120, Lane 180, Hsin Ho Rd.  
Lung-Tan Dist., Tao-Yuan City 325, Taiwan

Date: 2023-03-15

Project Number: 23LR0029      Temp.(°C)/RH(%) : 23/51  
Test Mode : b mode Tx Low ch      Tested by : Barry Lee



| No | Freq MHz | Reading dBuV | Factor dB/m | Level dBuV/m | Limit dBuV/m | Margin dB | Remark  | Pol V/H  |
|----|----------|--------------|-------------|--------------|--------------|-----------|---------|----------|
| 1  | 4824.00  | 43.80        | 7.40        | 51.20        | 54.00(AV)    | -2.80     | Average | VERTICAL |
| 2  | 4824.00  | 48.80        | 7.40        | 56.20        | 74.00        | -17.80    | Peak    | VERTICAL |
| 3  | 7236.00  | 33.35        | 10.27       | 43.62        | 54.00(AV)    | -10.38    | Average | VERTICAL |
| 4  | 7236.00  | 33.35        | 10.27       | 43.62        | 74.00        | -30.38    | Peak    | VERTICAL |

Factor = AF + CL - AG

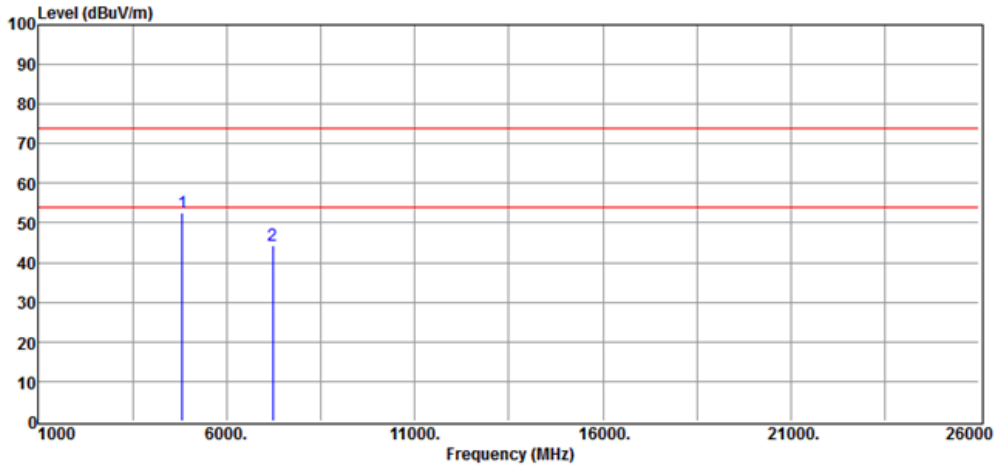




International Standard Laboratory Corp.  
Company Address: No. 120, Lane 180, Hsin-Ho Rd.  
Lung-Tan Dist., Tao-Yuan City 325, Taiwan

Date: 2023-03-15

Project Number: 23LR0029 Temp.(°C)/RH(%) : 23/51  
Test Mode : b mode Tx Low ch Tested by : Barry Lee



| No | Freq<br>MHz | Reading<br>dBuV | Factor<br>dB/m | Level<br>dBuV/m | Limit<br>dBuV/m | Margin<br>dB | Remark | Pol<br>V/H |
|----|-------------|-----------------|----------------|-----------------|-----------------|--------------|--------|------------|
| 1  | 4824.00     | 45.30           | 7.40           | 52.70           | 74.00           | -21.30       | Peak   | HORIZONTAL |
| 2  | 4824.00     | 45.30           | 7.40           | 52.70           | 54.00(AV)       | -1.30        | Peak   | HORIZONTAL |
| 3  | 7236.00     | 34.16           | 10.27          | 44.43           | 74.00           | -29.57       | Peak   | HORIZONTAL |
| 4  | 7236.00     | 34.16           | 10.27          | 44.43           | 54.00(AV)       | -9.57        | Peak   | HORIZONTAL |

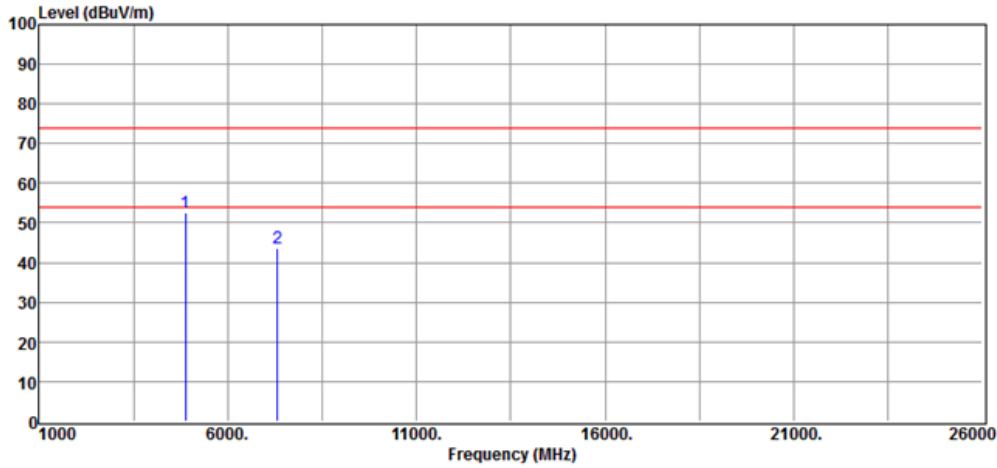
Factor = AF + CL - AG



International Standard Laboratory Corp.  
Company Address: No. 120, Lane 180, Hsin Ho Rd.  
Lung-Tan Dist., Tao-Yuan City 325, Taiwan

Date: 2023-03-15

Project Number: 23LR0029 → Temp.(°C)/RH(%) → 23/51 →  
Test Mode → : b-mode Tx Mid ch → Tested by → : Barry Lee →



| No | Freq<br>MHz | Reading<br>dBuV | Factor<br>dB/m | Level<br>dBuV/m | Limit<br>dBuV/m | Margin<br>dB | Remark | Pol<br>V/H |
|----|-------------|-----------------|----------------|-----------------|-----------------|--------------|--------|------------|
| 1  | 4874.00     | 45.27           | 7.45           | 52.72           | 74.00           | -21.28       | Peak   | VERTICAL   |
| 2  | 4874.00     | 45.27           | 7.45           | 52.72           | 54.00(AV)       | -1.28        | Peak   | VERTICAL   |
| 3  | 7311.00     | 33.19           | 10.43          | 43.62           | 74.00           | -30.38       | Peak   | VERTICAL   |
| 4  | 7311.00     | 33.19           | 10.43          | 43.62           | 54.00(AV)       | -10.38       | Peak   | VERTICAL   |

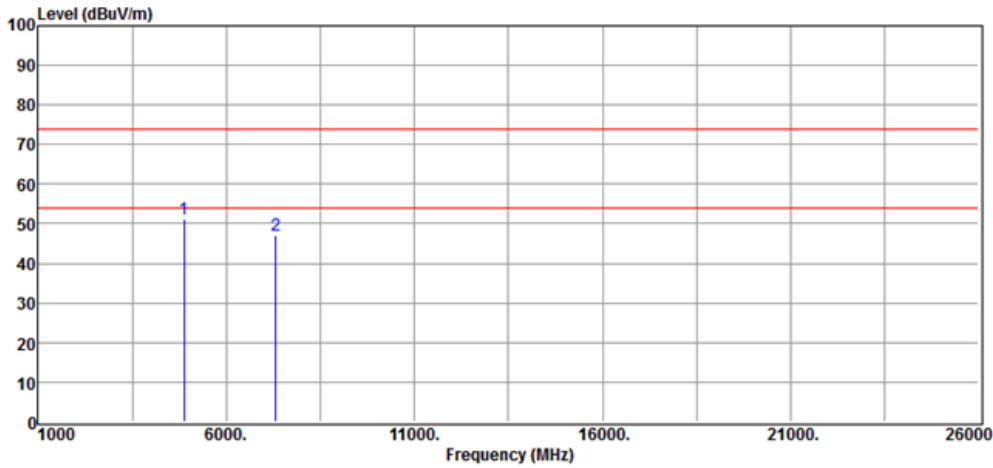
Factor= AF + CL - AG



International Standard Laboratory Corp.  
Company Address: No. 120, Lane 180, Hsin Ho Rd.  
Lung-Tan Dist., Tao Yuan City 325, Taiwan

Date: 2023-03-15

Project Number → : 23LR0029 → Temp.(°C)/RH(%) → : 23/51 →  
Test Mode → : b mode Tx Mid ch → Tested by → : Barry Lee →



| No | Freq<br>MHz | Reading<br>dBuV | Factor<br>dB/m | Level<br>dBuV/m | Limit<br>dBuV/m | Margin<br>dB | Remark | Pol<br>V/H |
|----|-------------|-----------------|----------------|-----------------|-----------------|--------------|--------|------------|
| 1  | 4874.00     | 43.90           | 7.45           | 51.35           | 74.00           | -22.65       | Peak   | HORIZONTAL |
| 2  | 4874.00     | 43.90           | 7.45           | 51.35           | 54.00(AV)       | -2.65        | Peak   | HORIZONTAL |
| 3  | 7311.00     | 36.54           | 10.43          | 46.97           | 74.00           | -27.03       | Peak   | HORIZONTAL |
| 4  | 7311.00     | 36.54           | 10.43          | 46.97           | 54.00(AV)       | -7.03        | Peak   | HORIZONTAL |

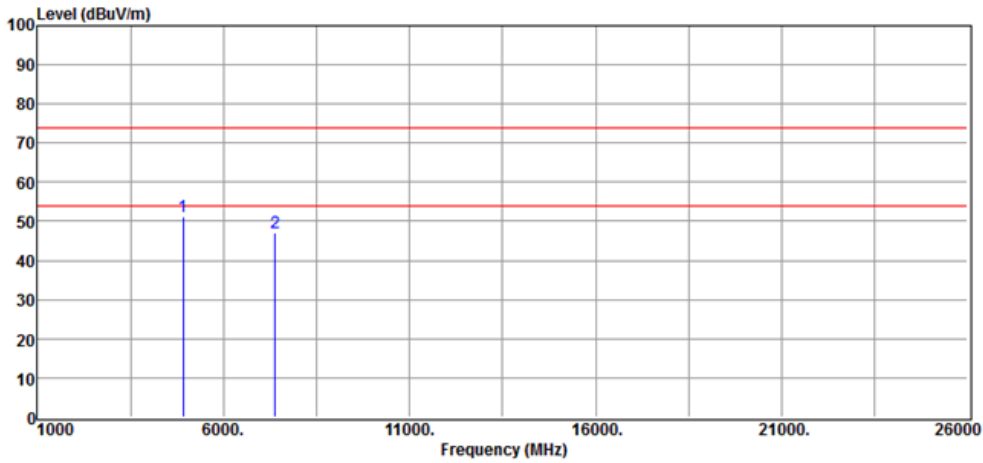
Factor= AF + CL - AG



International Standard Laboratory Corp.  
Company Address: No. 120, Lane 180, Hsin-Ho Rd.  
Lung-Tan Dist., Tao-Yuan City 325, Taiwan

Date: 2023-03-15

Project Number: 23LR0029 → Temp.(°C)/RH(%) → 23/51 →  
Test Mode → : b mode Tx High ch → Tested by → : Barry Lee →



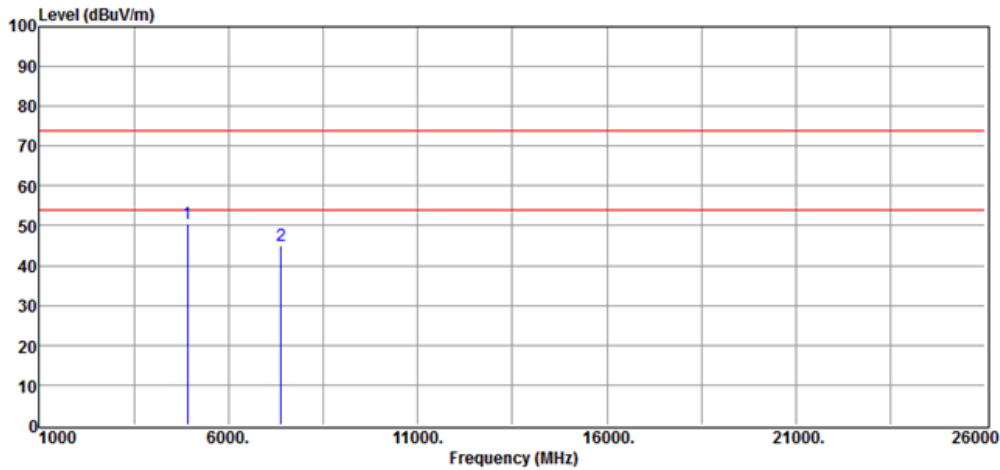
| No | Freq MHz | Reading dBuV | Factor dB/m | Level dBuV/m | Limit dBuV/m | Margin dB | Remark | Pol V/H  |
|----|----------|--------------|-------------|--------------|--------------|-----------|--------|----------|
| 1  | 4924.00  | 43.54        | 7.54        | 51.08        | 74.00        | -22.92    | Peak   | VERTICAL |
| 2  | 4924.00  | 43.54        | 7.54        | 51.08        | 54.00(AV)    | -2.92     | Peak   | VERTICAL |
| 3  | 7386.00  | 36.66        | 10.54       | 47.20        | 74.00        | -26.80    | Peak   | VERTICAL |
| 4  | 7386.00  | 36.66        | 10.54       | 47.20        | 54.00(AV)    | -6.8      | Peak   | VERTICAL |

Factor = AF + CL - AG



International Standard Laboratory Corp.  
 Company Address: No. 120, Lane 180, Hsin-Ho Rd.  
 Lung-Tan Dist., Tao-Yuan City 325, Taiwan  
 Date: 2023-03-15

Project Number: 23LR0029      Temp.(°C)/RH(%) → 23/51  
 Test Mode → : b mode Tx High ch      Tested by → : Barry Lee



| No | Freq<br>MHz | Reading<br>dBuV | Factor<br>dB/m | Level<br>dBuV/m | Limit<br>dBuV/m | Margin<br>dB | Remark | Pol<br>V/H |
|----|-------------|-----------------|----------------|-----------------|-----------------|--------------|--------|------------|
| 1  | 4924.00     | 42.98           | 7.54           | 50.52           | 74.00           | -23.48       | Peak   | HORIZONTAL |
| 2  | 4924.00     | 42.98           | 7.54           | 50.52           | 54.00(AV)       | -3.48        | Peak   | HORIZONTAL |
| 3  | 7386.00     | 34.52           | 10.54          | 45.06           | 74.00           | -28.94       | Peak   | HORIZONTAL |
| 4  | 7386.00     | 34.52           | 10.54          | 45.06           | 54.00(AV)       | -8.94        | Peak   | HORIZONTAL |

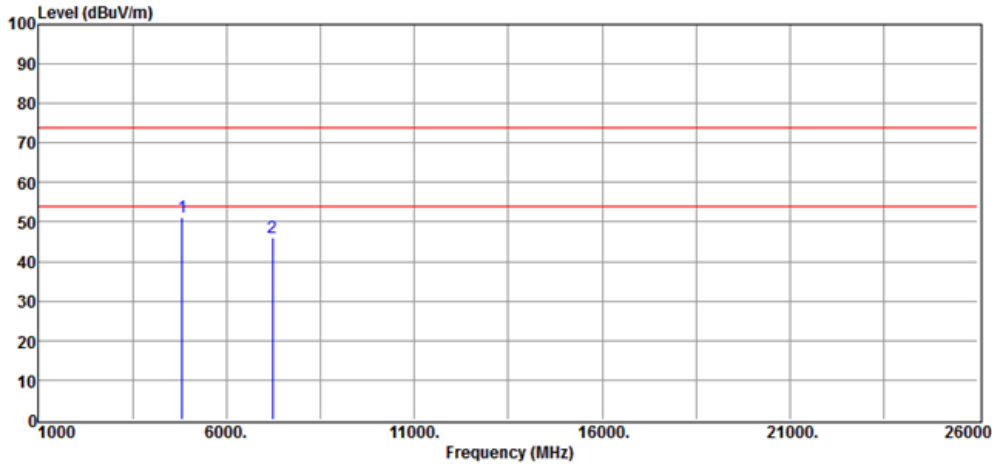
Factor = AF + CL - AG



International Standard Laboratory Corp.  
Company Address: No. 120, Lane 180, Hsin Ho Rd.  
Lung-Tan Dist., Tao Yuan City 325, Taiwan

Date: 2023-03-15

Project Number: 23LR0029 → Temp.(°C)/RH(%) → 23/51 →  
Test Mode → g mode Tx Low ch → Tested by → Barry Lee →



| No | Freq<br>MHz | Reading<br>dBuV | Factor<br>dB/m | Level<br>dBuV/m | Limit<br>dBuV/m | Margin<br>dB | Remark | Pol<br>V/H |
|----|-------------|-----------------|----------------|-----------------|-----------------|--------------|--------|------------|
| 1  | 4824.00     | 43.67           | 7.40           | 51.07           | 74.00           | -22.93       | Peak   | VERTICAL   |
| 2  | 4824.00     | 43.67           | 7.40           | 51.07           | 54.00(AV)       | -2.93        | Peak   | VERTICAL   |
| 3  | 7236.00     | 35.78           | 10.27          | 46.05           | 74.00           | -27.95       | Peak   | VERTICAL   |
| 4  | 7236.00     | 35.78           | 10.27          | 46.05           | 54.00(AV)       | -7.95        | Peak   | VERTICAL   |

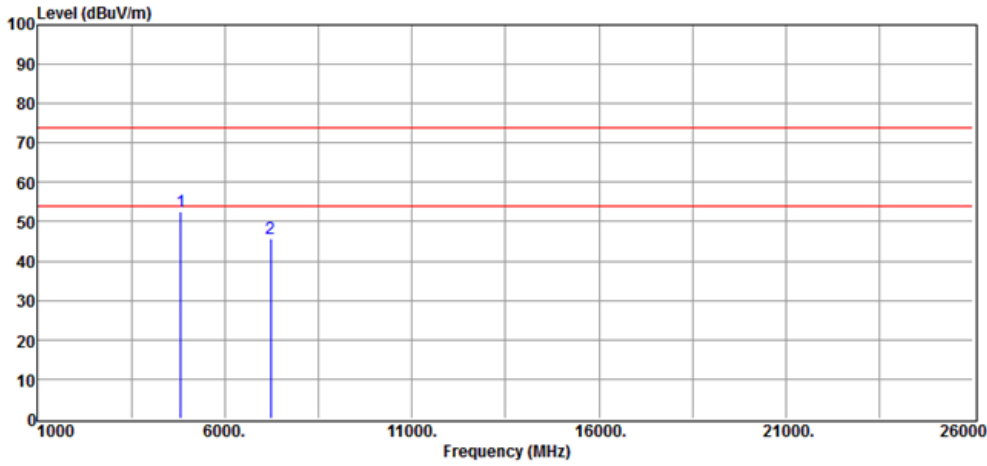
Factor= AF + CL - AG



International Standard Laboratory Corp.  
Company Address: No. 120, Lane 180, Hsin Ho Rd.  
Lung-Tan Dist., Tao-Yuan City 325, Taiwan

Date: 2023-03-15

Project Number: 23LR0029 → Temp.(°C)/RH(%) → 23/51 →  
Test Mode → : g\_mode Tx Low ch → Tested by → : Barry Lee →



| No | Freq<br>MHz | Reading<br>dBuV | Factor<br>dB/m | Level<br>dBuV/m | Limit<br>dBuV/m | Margin<br>dB | Remark | Pol<br>V/H |
|----|-------------|-----------------|----------------|-----------------|-----------------|--------------|--------|------------|
| 1  | 4824.00     | 45.33           | 7.40           | 52.73           | 74.00           | -21.27       | Peak   | HORIZONTAL |
| 2  | 4824.00     | 45.33           | 7.40           | 52.73           | 54.00(AV)       | -1.27        | Peak   | HORIZONTAL |
| 3  | 7236.00     | 35.55           | 10.27          | 45.82           | 74.00           | -28.18       | Peak   | HORIZONTAL |
| 4  | 7236.00     | 35.55           | 10.27          | 45.82           | 54.00(AV)       | -8.18        | Peak   | HORIZONTAL |

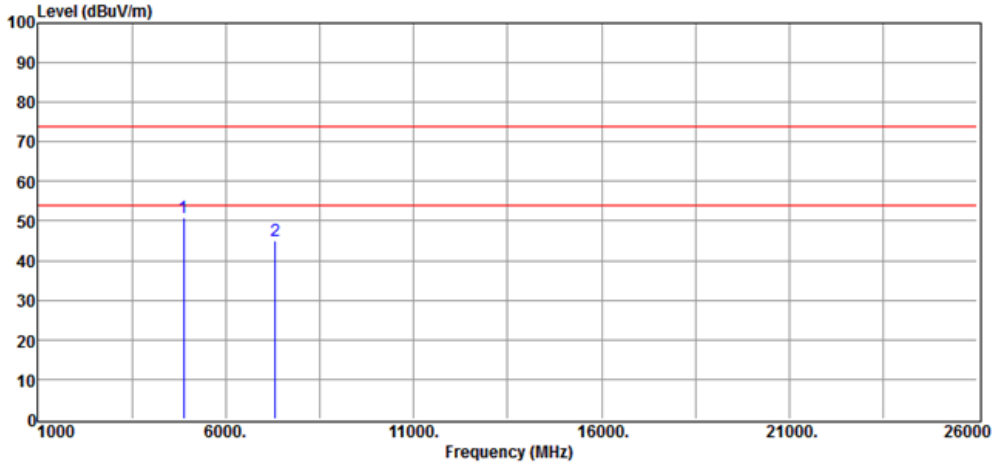
Factor= AF + CL - AG



International Standard Laboratory Corp.  
Company Address: No. 120, Lane 180, Hsin Ho Rd.  
Lung-Tan Dist., Tao Yuan City 325, Taiwan

Date: 2023-03-15

Project Number: 23LR0029 → Temp.(°C)/RH(%) → 23/51 →  
Test Mode → : g mode Tx Mid ch → Tested by → : Barry Lee →



| No. | Freq. MHz | Reading dBuV | Factor dB/m | Level dBuV/m | Limit dBuV/m | Margin dB | Remark | Pol. V/H |
|-----|-----------|--------------|-------------|--------------|--------------|-----------|--------|----------|
| 1   | 4874.00   | 43.40        | 7.45        | 50.85        | 74.00        | -23.15    | Peak   | VERTICAL |
| 2   | 4874.00   | 43.40        | 7.45        | 50.85        | 54.00(AV)    | -3.15     | Peak   | VERTICAL |
| 3   | 7311.00   | 34.56        | 10.43       | 44.99        | 74.00        | -29.01    | Peak   | VERTICAL |
| 4   | 7311.00   | 34.56        | 10.43       | 44.99        | 54.00(AV)    | -9.01     | Peak   | VERTICAL |

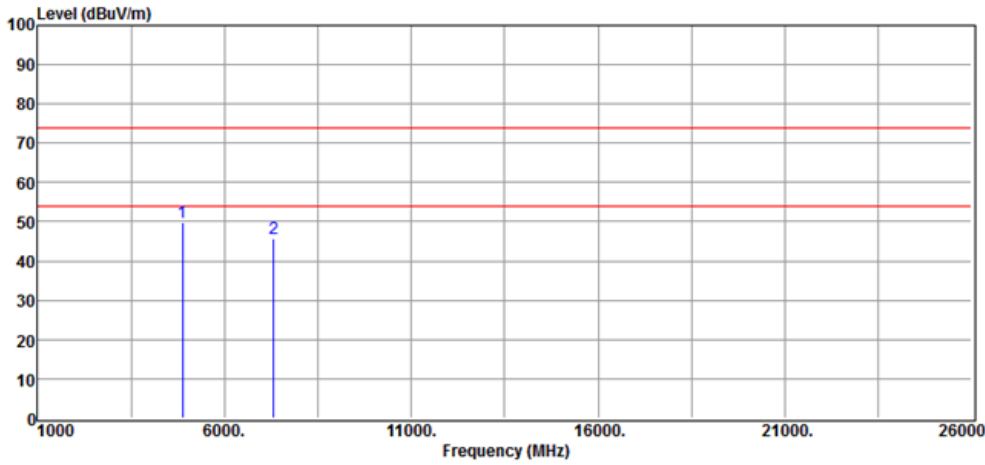
Factor= AF + CL - AG





International Standard Laboratory Corp.  
 Company Address: No. 120, Lane 180, Hsin Ho Rd.  
 Lung-Tan Dist., Tao-Yuan City 325, Taiwan  
 Date: 2023-03-15

Project Number.: 23LR0029 → Temp.(°C)/RH(%) → 23/51 →  
 Test Mode → : g mode Tx Mid ch → Tested by → : Barry Lee →



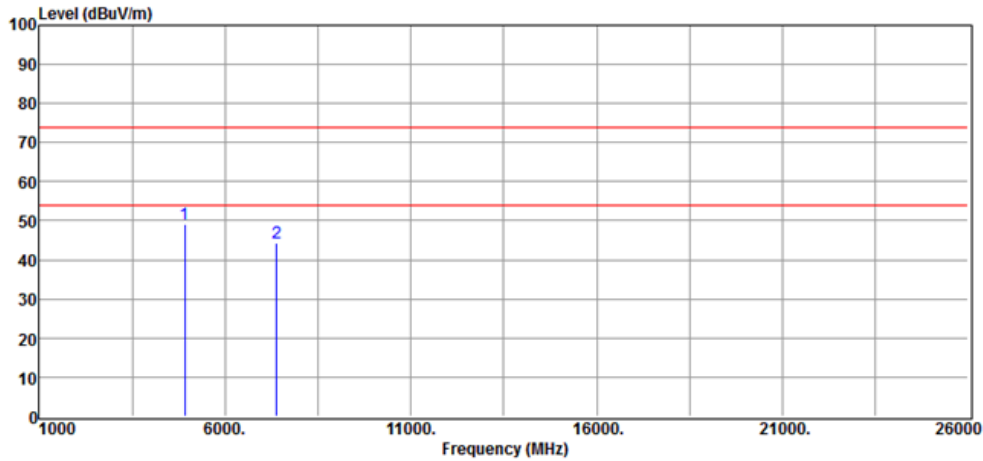
| No. | Freq. MHz | Reading dBuV | Factor dB/m | Level dBuV/m | Limit dBuV/m | Margin dB | Remark | Pol V/H    |
|-----|-----------|--------------|-------------|--------------|--------------|-----------|--------|------------|
| 1   | 4874.00   | 42.42        | 7.45        | 49.87        | 74.00        | -24.13    | Peak   | HORIZONTAL |
| 2   | 4874.00   | 42.42        | 7.45        | 49.87        | 54.00(AV)    | -4.13     | Peak   | HORIZONTAL |
| 3   | 7311.00   | 35.27        | 10.43       | 45.70        | 74.00        | -28.30    | Peak   | HORIZONTAL |
| 4   | 7311.00   | 35.27        | 10.43       | 45.70        | 54.00(AV)    | -8.3      | Peak   | HORIZONTAL |

Factor= AF + CL - AG



International Standard Laboratory Corp.  
 Company Address: No. 120, Lane 180, Hsin-Ho Rd.  
 Lung-Tan Dist., Tao-Yuan City 325, Taiwan  
 Date: 2023-03-15

Project Number.: 23LR0029 → Temp.(°C)/RH(%) → 23/51 →  
 Test Mode → : g mode Tx High ch → Tested by → : Barry Lee →



| No. | Freq. MHz | Reading dBuV | Factor dB/m | Level dBuV/m | Limit dBuV/m | Margin dB | Remark | Pol. V/H |
|-----|-----------|--------------|-------------|--------------|--------------|-----------|--------|----------|
| 1   | 4924.00   | 41.44        | 7.54        | 48.98        | 74.00        | -25.02    | Peak   | VERTICAL |
| 2   | 4924.00   | 41.44        | 7.54        | 48.98        | 54.00(AV)    | -5.02     | Peak   | VERTICAL |
| 3   | 7386.00   | 33.76        | 10.54       | 44.30        | 74.00        | -29.70    | Peak   | VERTICAL |
| 4   | 7386.00   | 33.76        | 10.54       | 44.30        | 54.00(AV)    | -9.7      | Peak   | VERTICAL |

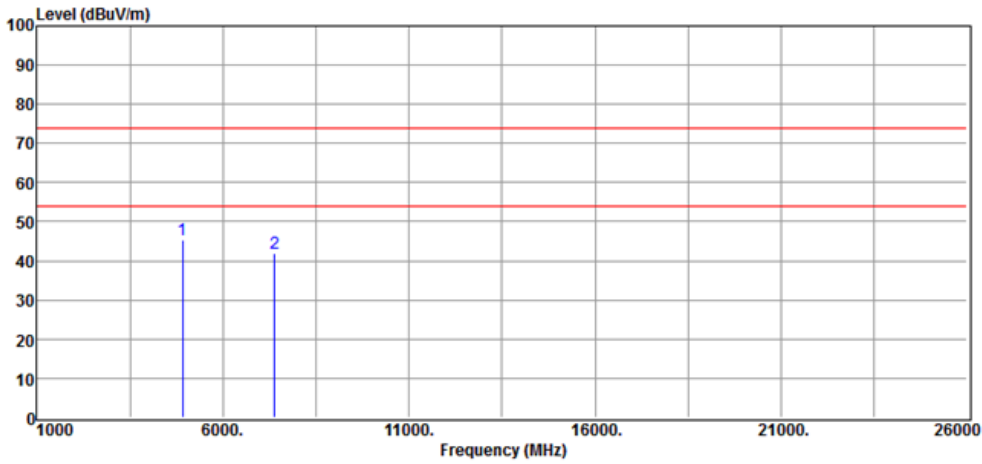
Factor = AF + CL - AG



International Standard Laboratory Corp.  
Company Address: No. 120, Lane 180, Hsin Ho Rd.  
Lung-Tan Dist., Tao Yuan City 325, Taiwan

Date: 2023-03-15

Project Number.: 23LR0029 → Temp.(°C)/RH(%) → 23/51 →  
Test Mode → : g mode Tx High ch → Tested by → : Barry Lee →



| No | Freq<br>MHz | Reading<br>dBuV | Factor<br>dB/m | Level<br>dBuV/m | Limit<br>dBuV/m | Margin<br>dB | Remark | Pol<br>V/H |
|----|-------------|-----------------|----------------|-----------------|-----------------|--------------|--------|------------|
| 1  | 4924.00     | 37.93           | 7.54           | 45.47           | 74.00           | -28.53       | Peak   | HORIZONTAL |
| 2  | 4924.00     | 37.93           | 7.54           | 45.47           | 54.00(AV)       | -8.53        | Peak   | HORIZONTAL |
| 3  | 7386.00     | 31.55           | 10.54          | 42.09           | 74.00           | -31.91       | Peak   | HORIZONTAL |
| 4  | 7386.00     | 31.55           | 10.54          | 42.09           | 54.00(AV)       | -11.91       | Peak   | HORIZONTAL |

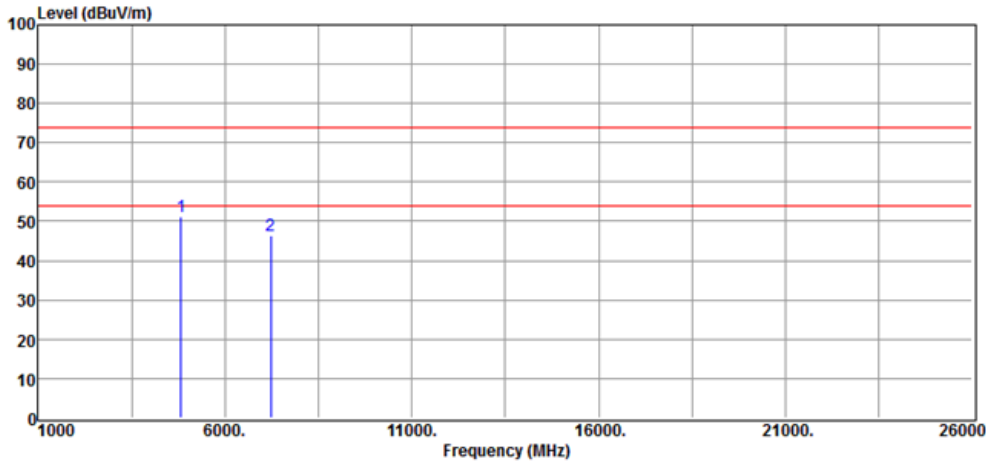
Factor= AF + CL - AG



International Standard Laboratory Corp.  
Company Address: No. 120, Lane 180, Hsin-Ho Rd.  
Lung-Tan Dist., Tao-Yuan City 325, Taiwan

Date: 2023-03-15

Project Number.: 23LR0029 → Temp.(°C)/RH(%)→: 23/51 →  
Test Mode → : n20 mode Tx Low ch → Tested by → : Barry Lee →



| No. | Freq. MHz | Reading dBuV | Factor dB/m | Level dBuV/m | Limit dBuV/m | Margin dB | Remark | Pol. V/H |
|-----|-----------|--------------|-------------|--------------|--------------|-----------|--------|----------|
| 1   | 4824.00   | 43.72        | 7.40        | 51.12        | 74.00        | -22.88    | Peak   | VERTICAL |
| 2   | 4824.00   | 43.72        | 7.40        | 51.12        | 54.00(AV)    | -2.88     | Peak   | VERTICAL |
| 3   | 7236.00   | 36.03        | 10.27       | 46.30        | 74.00        | -27.70    | Peak   | VERTICAL |
| 4   | 7236.00   | 36.03        | 10.27       | 46.30        | 54.00(AV)    | -7.70     | Peak   | VERTICAL |

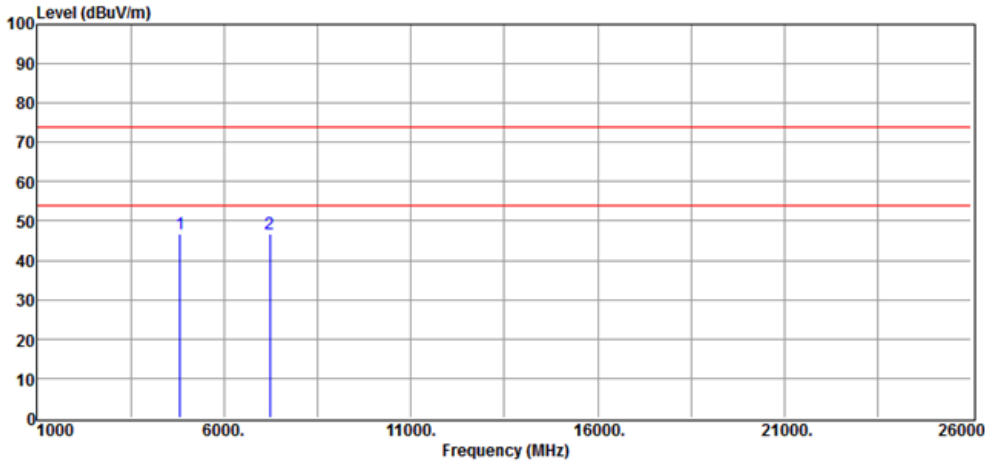
Factor= AF + CL - AG



International Standard Laboratory Corp.  
Company Address: No. 120, Lane 180, Hsin-Ho Rd.  
Lung-Tan Dist., Tao-Yuan City 325, Taiwan

Date: 2023-03-15

Project Number: 23LR0029 Temp.(°C)/RH(%) → 23/51  
Test Mode → : n20 mode Tx Low ch Tested by → : Barry Lee



| No | Freq<br>MHz | Reading<br>dBuV | Factor<br>dB/m | Level<br>dBuV/m | Limit<br>dBuV/m | Margin<br>dB | Remark | Pol<br>V/H |
|----|-------------|-----------------|----------------|-----------------|-----------------|--------------|--------|------------|
| 1  | 4824.00     | 39.36           | 7.40           | 46.76           | 74.00           | -27.24       | Peak   | HORIZONTAL |
| 2  | 4824.00     | 39.36           | 7.40           | 46.76           | 54.00(AV)       | -7.24        | Peak   | HORIZONTAL |
| 3  | 7236.00     | 36.35           | 10.27          | 46.62           | 74.00           | -27.38       | Peak   | HORIZONTAL |
| 4  | 7236.00     | 36.35           | 10.27          | 46.62           | 54.00(AV)       | -7.38        | Peak   | HORIZONTAL |

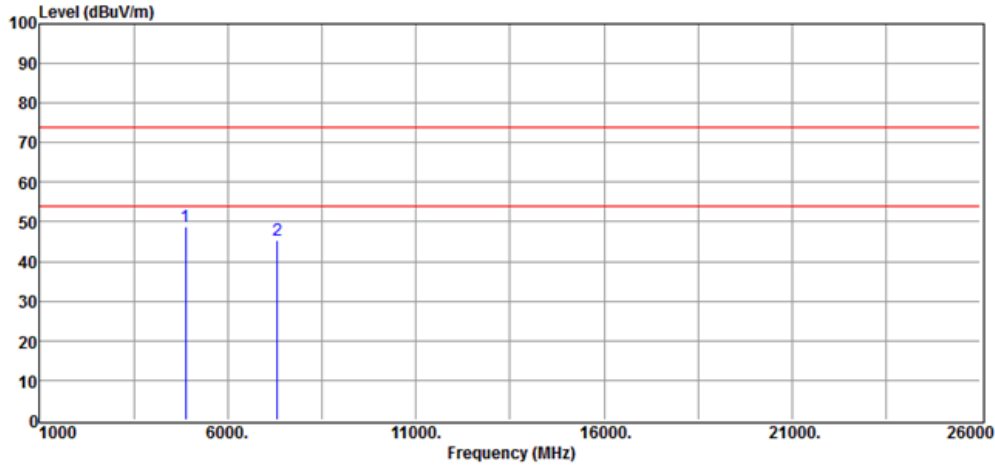
Factor= AF + CL - AG



International Standard Laboratory Corp.  
Company Address: No. 120, Lane 180, Hsin Ho Rd.  
Lung-Tan Dist., Tao Yuan City 325, Taiwan

Date: 2023-03-15

Project Number: 23LR0029 → Temp.(°C)/RH(%) → 23/51 →  
Test Mode → n20 mode Tx Mid ch → Tested by → Barry Lee →



| No | Freq<br>MHz | Reading<br>dBuV | Factor<br>dB/m | Level<br>dBuV/m | Limit<br>dBuV/m | Margin<br>dB | Remark | Pol<br>V/H |
|----|-------------|-----------------|----------------|-----------------|-----------------|--------------|--------|------------|
| 1  | 4874.00     | 41.30           | 7.45           | 48.75           | 74.00           | -25.25       | Peak   | VERTICAL   |
| 2  | 4874.00     | 41.30           | 7.45           | 48.75           | 54.00(AV)       | -5.25        | Peak   | VERTICAL   |
| 3  | 7311.00     | 34.94           | 10.43          | 45.37           | 74.00           | -28.63       | Peak   | VERTICAL   |
| 4  | 7311.00     | 34.94           | 10.43          | 45.37           | 54.00(AV)       | -8.63        | Peak   | VERTICAL   |

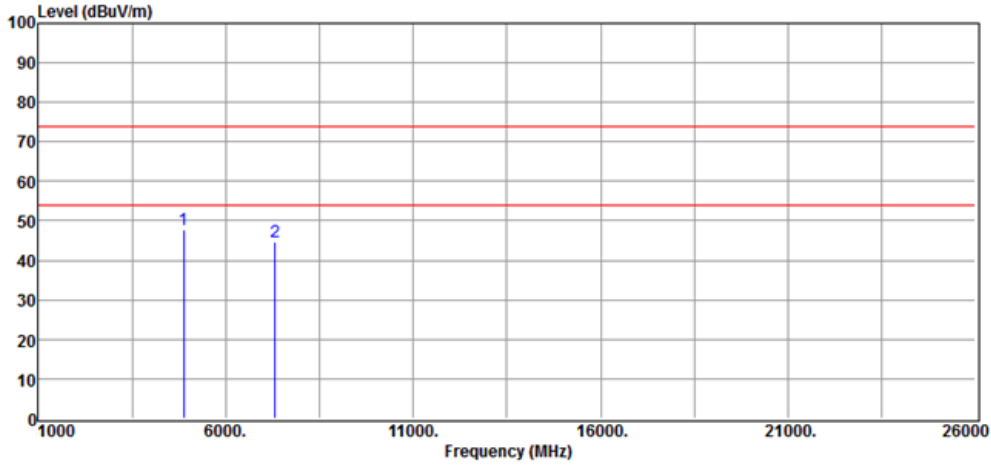
Factor= AF + CL - AG



International Standard Laboratory Corp.  
Company Address: No. 120, Lane 180, Hsin Ho Rd.  
Lung-Tan Dist., Tao-Yuan City 325, Taiwan

Date: 2023-03-15

Project Number: 23LR0029 → Temp.(°C)/RH(%) → 23/51 →  
Test Mode → : n20 mode Tx Mid ch → Tested by → : Barry Lee →



| No | Freq<br>MHz | Reading<br>dBuV | Factor<br>dB/m | Level<br>dBuV/m | Limit<br>dBuV/m | Margin<br>dB | Remark | Pol<br>V/H |
|----|-------------|-----------------|----------------|-----------------|-----------------|--------------|--------|------------|
| 1  | 4874.00     | 40.43           | 7.45           | 47.88           | 74.00           | -26.12       | Peak   | HORIZONTAL |
| 2  | 4874.00     | 40.43           | 7.45           | 47.88           | 54.00(AV)       | -6.12        | Peak   | HORIZONTAL |
| 3  | 7311.00     | 34.39           | 10.43          | 44.82           | 74.00           | -29.18       | Peak   | HORIZONTAL |
| 4  | 7311.00     | 34.39           | 10.43          | 44.82           | 54.00(AV)       | -9.18        | Peak   | HORIZONTAL |

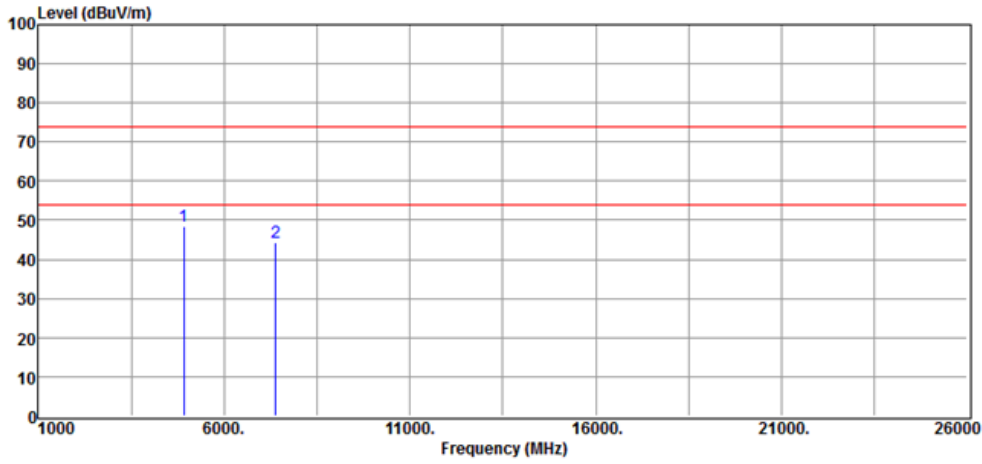
Factor= AF + CL - AG



International Standard Laboratory Corp.  
Company Address: No. 120, Lane 180, Hsin Ho Rd.  
Lung-Tan Dist., Tao-Yuan City 325, Taiwan

Date: 2023-03-15

Project Number.: 23LR0029 → Temp.(°C)/RH(%) →: 23/51 →  
Test Mode → : n20 mode Tx High ch → Tested by → : Barry Lee →



| No | Freq<br>MHz | Reading<br>dBuV | Factor<br>dB/m | Level<br>dBuV/m | Limit<br>dBuV/m | Margin<br>dB | Remark | Pol<br>V/H |
|----|-------------|-----------------|----------------|-----------------|-----------------|--------------|--------|------------|
| 1  | 4924.00     | 40.88           | 7.54           | 48.42           | 74.00           | -25.58       | Peak   | VERTICAL   |
| 2  | 4924.00     | 40.88           | 7.54           | 48.42           | 54.00(AV)       | -5.58        | Peak   | VERTICAL   |
| 3  | 7386.00     | 33.96           | 10.54          | 44.50           | 74.00           | -29.50       | Peak   | VERTICAL   |
| 4  | 7386.00     | 33.96           | 10.54          | 44.50           | 54.00(AV)       | -9.5         | Peak   | VERTICAL   |

Factor= AF + CL - AG

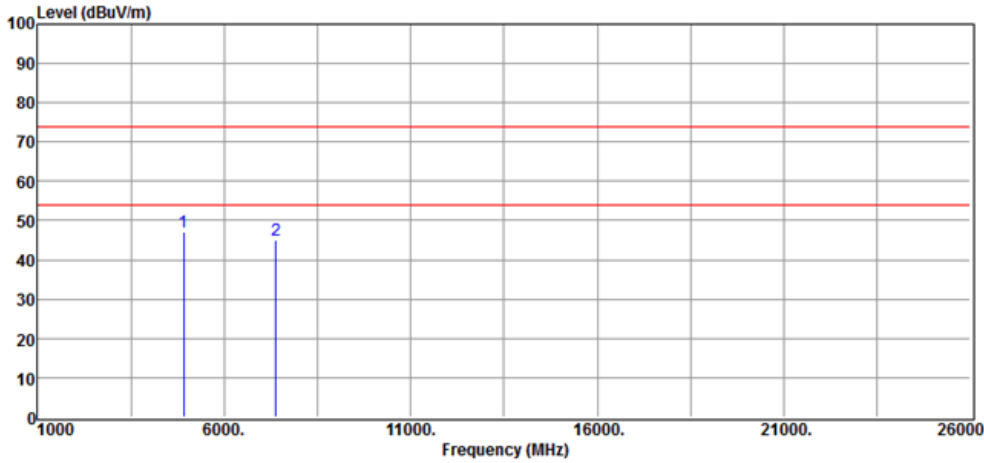




International Standard Laboratory Corp.  
Company Address: No. 120, Lane 180, Hsin Ho Rd.  
Lung-Tan Dist., Tao Yuan City 325, Taiwan

Date: 2023-03-15

Project Number: 23LR0029 → Temp.(°C)/RH(%) → 23/51 →  
Test Mode → n20 mode Tx High ch → Tested by → Barry Lee →



| No | Freq<br>MHz | Reading<br>dBuV | Factor<br>dB/m | Level<br>dBuV/m | Limit<br>dBuV/m | Margin<br>dB | Remark | Pol<br>V/H |
|----|-------------|-----------------|----------------|-----------------|-----------------|--------------|--------|------------|
| 1  | 4924.00     | 39.67           | 7.54           | 47.21           | 74.00           | -26.79       | Peak   | HORIZONTAL |
| 2  | 4924.00     | 39.67           | 7.54           | 47.21           | 54.00(AV)       | -6.79        | Peak   | HORIZONTAL |
| 3  | 7386.00     | 34.52           | 10.54          | 45.06           | 74.00           | -28.94       | Peak   | HORIZONTAL |
| 4  | 7386.00     | 34.52           | 10.54          | 45.06           | 54.00(AV)       | -8.94        | Peak   | HORIZONTAL |

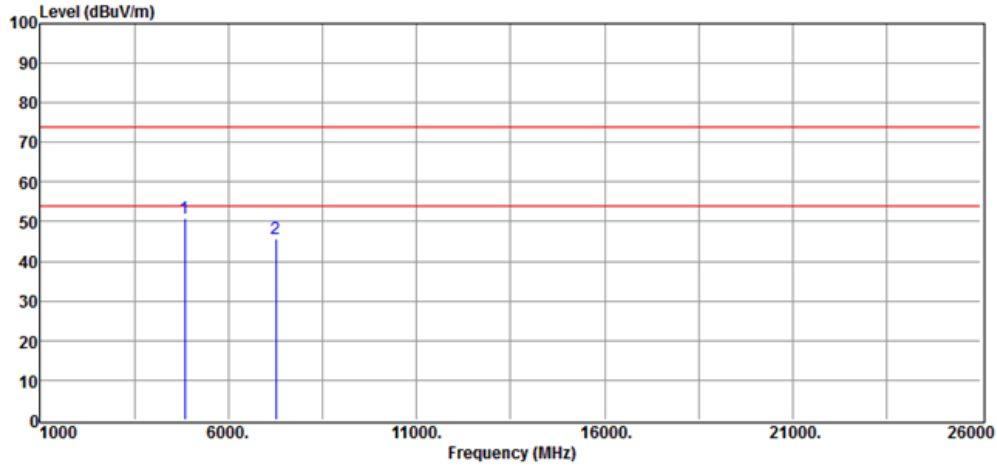
Factor= AF + CL - AG



International Standard Laboratory Corp.  
Company Address: No. 120, Lane 180, Hsin Ho Rd.  
Lung-Tan Dist., Tao Yuan City 325, Taiwan

Date: 2023-03-15

Project Number: 23LR0029 → Temp.(°C)/RH(%) → 23/51 →  
Test Mode → : n40 mode Tx Low ch → Tested by → : Barry Lee →



| No | Freq<br>MHz | Reading<br>dBuV | Factor<br>dB/m | Level<br>dBuV/m | Limit<br>dBuV/m | Margin<br>dB | Remark | Pol<br>V/H |
|----|-------------|-----------------|----------------|-----------------|-----------------|--------------|--------|------------|
| 1  | 4844.00     | 43.29           | 7.42           | 50.71           | 74.00           | -23.29       | Peak   | VERTICAL   |
| 2  | 4844.00     | 43.29           | 7.42           | 50.71           | 54.00(AV)       | -3.29        | Peak   | VERTICAL   |
| 3  | 7266.00     | 35.51           | 10.32          | 45.83           | 74.00           | -28.17       | Peak   | VERTICAL   |
| 4  | 7266.00     | 35.51           | 10.32          | 45.83           | 54.00(AV)       | -8.17        | Peak   | VERTICAL   |

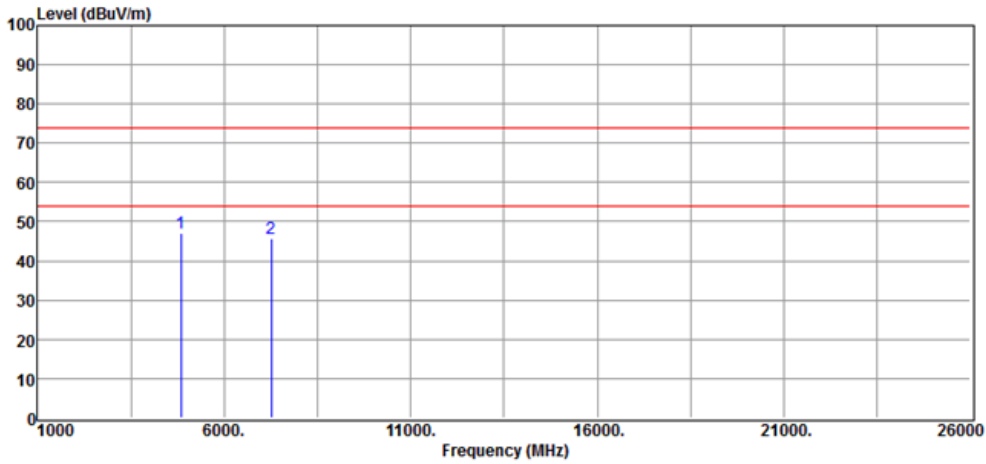
Factor = AF + CL - AG



International Standard Laboratory Corp.  
Company Address: No. 120, Lane 180, Hsin Ho Rd.  
Lung-Tan Dist., Tao Yuan City 325, Taiwan

Date: 2023-03-15

Project Number: 23LR0029 Temp.(°C)/RH(%) : 23/51  
Test Mode : n40 mode Tx Low ch Tested by : Barry Lee



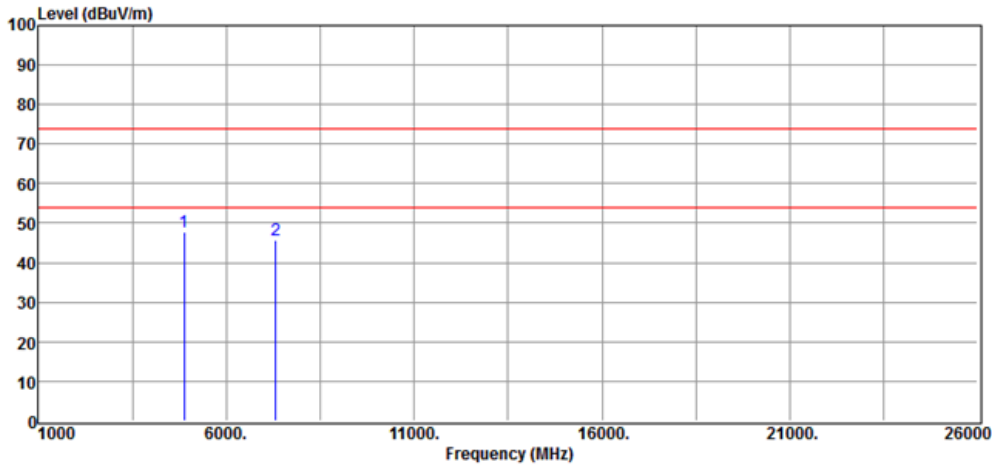
| No | Freq<br>MHz | Reading<br>dBuV | Factor<br>dB/m | Level<br>dBuV/m | Limit<br>dBuV/m | Margin<br>dB | Remark | Pol<br>V/H |
|----|-------------|-----------------|----------------|-----------------|-----------------|--------------|--------|------------|
| 1  | 4844.00     | 39.51           | 7.42           | 46.93           | 74.00           | -27.07       | Peak   | HORIZONTAL |
| 2  | 4844.00     | 39.51           | 7.42           | 46.93           | 54.00(AV)       | -7.07        | Peak   | HORIZONTAL |
| 3  | 7266.00     | 35.56           | 10.32          | 45.88           | 74.00           | -28.12       | Peak   | HORIZONTAL |
| 4  | 7266.00     | 35.56           | 10.32          | 45.88           | 54.00(AV)       | -8.12        | Peak   | HORIZONTAL |

Factor= AF + CL - AG



International Standard Laboratory Corp.  
 Company Address: No. 120, Lane 180, Hsin Ho Rd.  
 Lung-Tan Dist., Tao-Yuan City 325, Taiwan  
 Date: 2023-03-15

Project Number: 23LR0029 → Temp.(°C)/RH(%) → 23/51 →  
 Test Mode → : n40 mode Tx Mid ch → Tested by → : Barry Lee →



| No | Freq<br>MHz | Reading<br>dBuV | Factor<br>dB/m | Level<br>dBuV/m | Limit<br>dBuV/m | Margin<br>dB | Remark | Pol<br>V/H |
|----|-------------|-----------------|----------------|-----------------|-----------------|--------------|--------|------------|
| 1  | 4874.00     | 40.17           | 7.45           | 47.62           | 74.00           | -26.38       | Peak   | VERTICAL   |
| 2  | 4874.00     | 40.17           | 7.45           | 47.62           | 54.00(AV)       | -6.38        | Peak   | VERTICAL   |
| 3  | 7311.00     | 35.43           | 10.43          | 45.86           | 74.00           | -28.14       | Peak   | VERTICAL   |
| 4  | 7311.00     | 35.43           | 10.43          | 45.86           | 54.00(AV)       | -8.14        | Peak   | VERTICAL   |

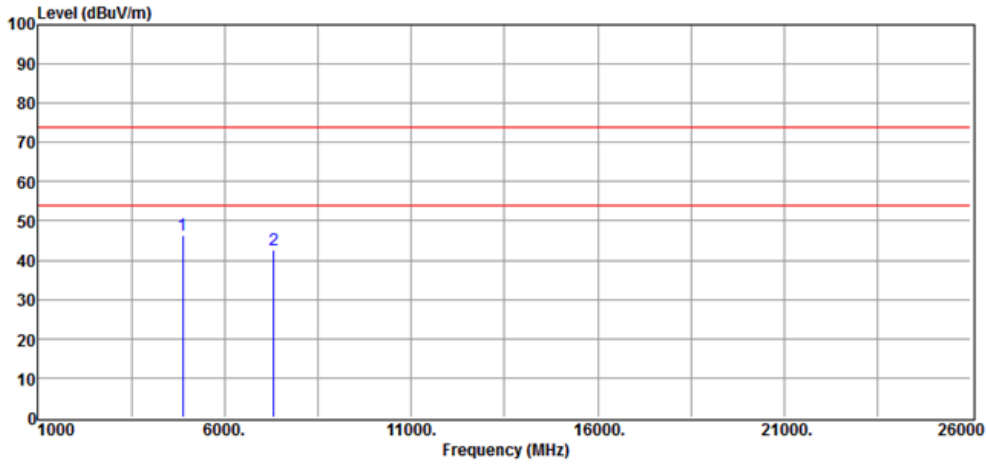
Factor= AF + CL - AG



International Standard Laboratory Corp.  
Company Address: No. 120, Lane 180, Hsin Ho Rd.  
Lung-Tan Dist., Tao-Yuan City 325, Taiwan

Date: 2023-03-15

Project Number.: 23LR0029 → Temp.(°C)/RH(%) → 23/51 →  
Test Mode → : n40 mode Tx Mid ch → Tested by → : Barry Lee →



| No | Freq<br>MHz | Reading<br>dBuV | Factor<br>dB/m | Level<br>dBuV/m | Limit<br>dBuV/m | Margin<br>dB | Remark | Pol<br>V/H |
|----|-------------|-----------------|----------------|-----------------|-----------------|--------------|--------|------------|
| 1  | 4874.00     | 39.07           | 7.45           | 46.52           | 74.00           | -27.48       | Peak   | HORIZONTAL |
| 2  | 7311.00     | 32.05           | 10.43          | 42.48           | 74.00           | -31.52       | Peak   | HORIZONTAL |
|    | 7311.00     | 32.05           | 10.43          | 42.48           | 54.00(AV)       | -11.52       | Peak   | HORIZONTAL |

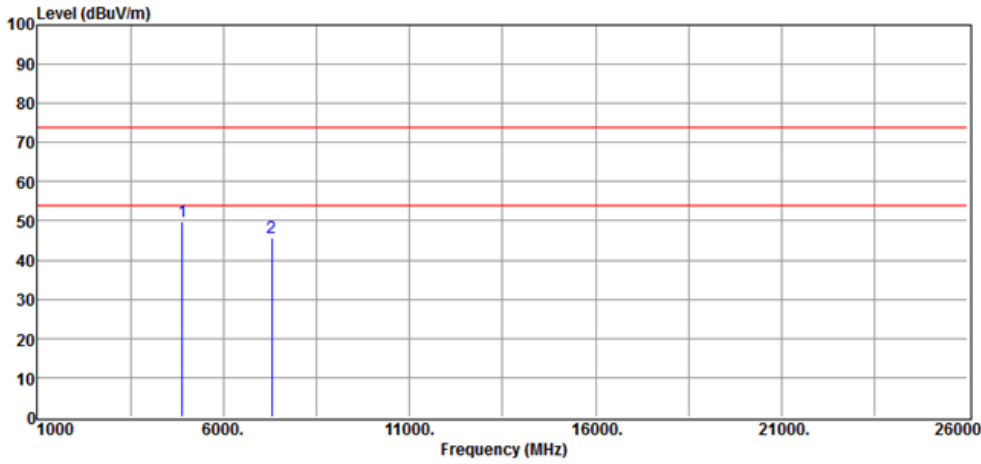
Factor= AF + CL - AG



International Standard Laboratory Corp.  
Company Address: No. 120, Lane 180, Hsin Ho Rd.  
Lung-Tan Dist., Tao-Yuan City 325, Taiwan

Date: 2023-03-15

Project Number.: 23LR0029 → Temp.(°C)/RH(%) →: 23/51 →  
Test Mode → : n40 mode Tx High ch → Tested by → : Barry Lee →



| No. | Freq. MHz | Reading dBuV | Factor dB/m | Level dBuV/m | Limit dBuV/m | Margin dB | Remark | Pol. V/H |
|-----|-----------|--------------|-------------|--------------|--------------|-----------|--------|----------|
| 1   | 4904.00   | 42.26        | 7.48        | 49.74        | 74.00        | -24.26    | Peak   | VERTICAL |
| 2   | 4904.00   | 42.26        | 7.48        | 49.74        | 54.00(AV)    | -4.26     | Peak   | VERTICAL |
| 3   | 7306.00   | 35.24        | 10.42       | 45.66        | 74.00        | -28.34    | Peak   | VERTICAL |
| 4   | 7306.00   | 35.24        | 10.42       | 45.66        | 54.00(AV)    | -8.34     | Peak   | VERTICAL |

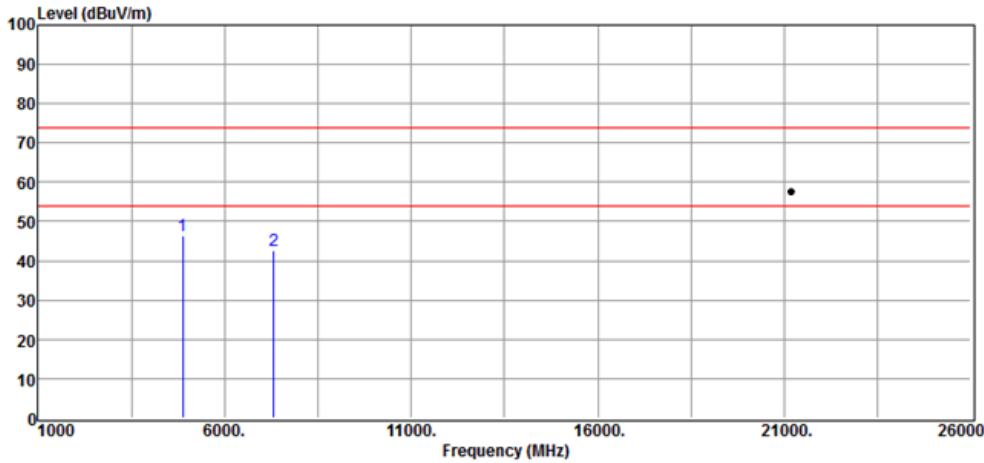
Factor= AF + CL - AG



International Standard Laboratory Corp.  
Company Address: No. 120, Lane 180, Hsin Ho Rd.  
Lung-Tan Dist., Tao-Yuan City 325, Taiwan

Date: 2023-03-15

Project Number.: 23LR0029 → Temp.(°C)/RH(%) → 23/51 →  
Test Mode → : n40 mode Tx Mid ch → Tested by → : Barry Lee →



| No. | Freq. MHz | Reading dBuV | Factor dB/m | Level dBuV/m | Limit dBuV/m | Margin dB | Remark | Pol V/H    |
|-----|-----------|--------------|-------------|--------------|--------------|-----------|--------|------------|
| 1   | 4874.00   | 39.07        | 7.45        | 46.52        | 74.00        | -27.48    | Peak   | HORIZONTAL |
| 2   | 7311.00   | 32.05        | 10.43       | 42.48        | 74.00        | -31.52    | Peak   | HORIZONTAL |
|     | 7311.00   | 32.05        | 10.43       | 42.48        | 54.00(AV)    | -11.52    | Peak   | HORIZONTAL |

Factor= AF + CL - AG

## 8. 100kHz Bandwidth of Band Edges Measurement

### 8.1 Standard Applicable

According to §15.247(d), in any 100 kHz bandwidth outside the frequency bands in which the spread spectrum intentional radiator is operating, the radio frequency power that is produced by the intentional radiator shall be at least 20dB below that in the 100kHz bandwidth within the band that contains the highest level of the desired power, In addition, radiated emissions which fall in the restricted bands, as defined in §15.205(a), must also comply with the radiated emission limits specified in 15.209(a).

### 8.2 Measurement Procedure

1. Place the EUT on the table and set it in transmitting mode.
2. Remove the antenna from the EUT and then connect a low loss RF cable from the antenna port to the spectrum analyzer.
3. Set center frequency of spectrum analyzer = operating frequency.
4. Set the spectrum analyzer as RBW=1MHz, VBW≥3\*RBW (for Peak); VBW≥1/T<sub>on</sub> (for Average), Sweep = auto.
5. Mark Peak, 2.390GHz and 2.4835GHz and record the max. level.
6. Repeat above procedures until all frequency measured were complete.

### 8.3 Field Strength Calculation

The field strength is calculated by adding the Antenna Factor and Cable Factor and subtracting the Amplifier Gain and Duty Cycle Correction Factor (if any) from the measured reading. The basic equation with a sample calculation is as follows:

$$FS = RA + AF + CL - AG$$

|       |                        |                                            |
|-------|------------------------|--------------------------------------------|
| Where | FS = Field Strength    | CL = Cable Attenuation Factor (Cable Loss) |
|       | RA = Reading Amplitude | AG = Amplifier Gain                        |
|       | AF = Antenna Factor    |                                            |

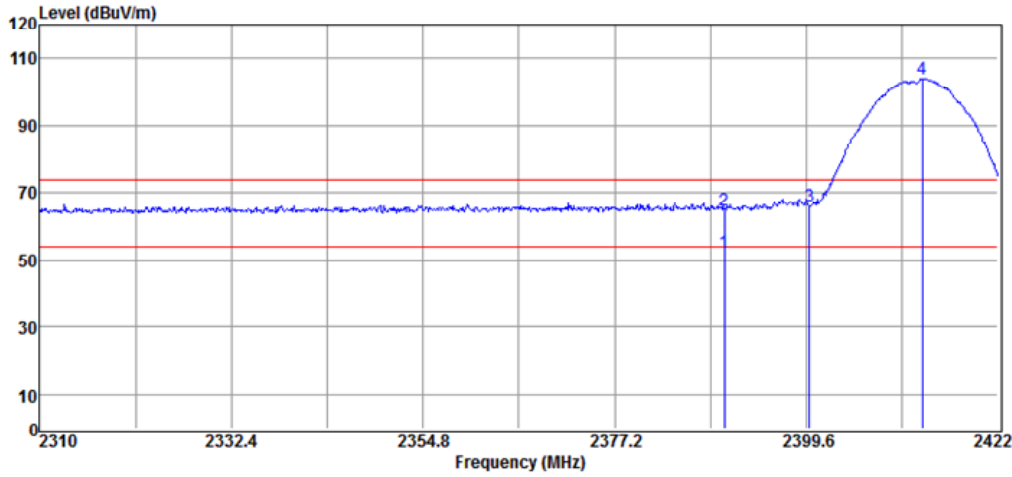


### 8.4 Measurement Result

International Standard Laboratory Corp.  
 Company Address: No.120, Lane 180, Hsin Ho Rd.  
 Lung-Tan Dist., Tao Yuan City 325, Taiwan

Date: 2023-03-15

Project Number. : 23LR0029 Temp.( )/RH(%) : 23/51  
 Test Mode : b mode bandedge low ch Tested by : Barry Lee

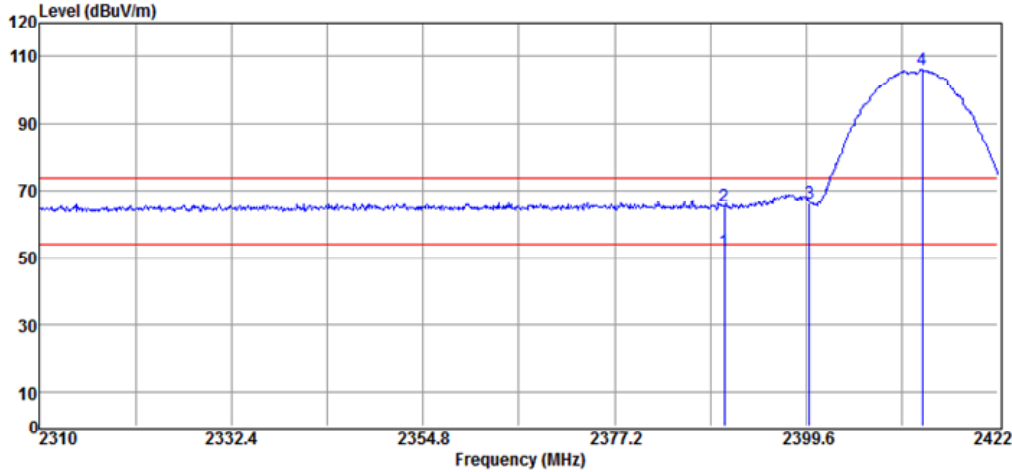


| No | Freq MHz | Reading dBuV | Factor dB/m | Level dBuV/m | Limit dBuV/m | Margin dB | Remark  | Pol V/H  |
|----|----------|--------------|-------------|--------------|--------------|-----------|---------|----------|
| 1  | 2390.00  | 14.34        | 37.97       | 52.31        | 54.00        | -1.69     | Average | VERTICAL |
| 2  | 2390.00  | 26.98        | 37.97       | 64.95        | 74.00        | -9.05     | Peak    | VERTICAL |
| 3  | 2400.00  | 27.92        | 38.05       | 65.97        | 83.93        | -17.96    | Peak    | VERTICAL |
| 4  | 2413.15  | 65.84        | 38.09       | 103.93       | F            | --        | Peak    | VERTICAL |

Note: "F" denotes fundamental frequency.

International Standard Laboratory Corp.  
 Company Address: No.120, Lane 180, Hsin Ho Rd.  
 Lung-Tan Dist., Tao Yuan City 325, Taiwan  
 Date: 2023-03-15

Project Number. : 23LR0029 Temp.( )/RH(%) : 23/51  
 Test Mode : b mode bandedge low ch Tested by : Barry Lee

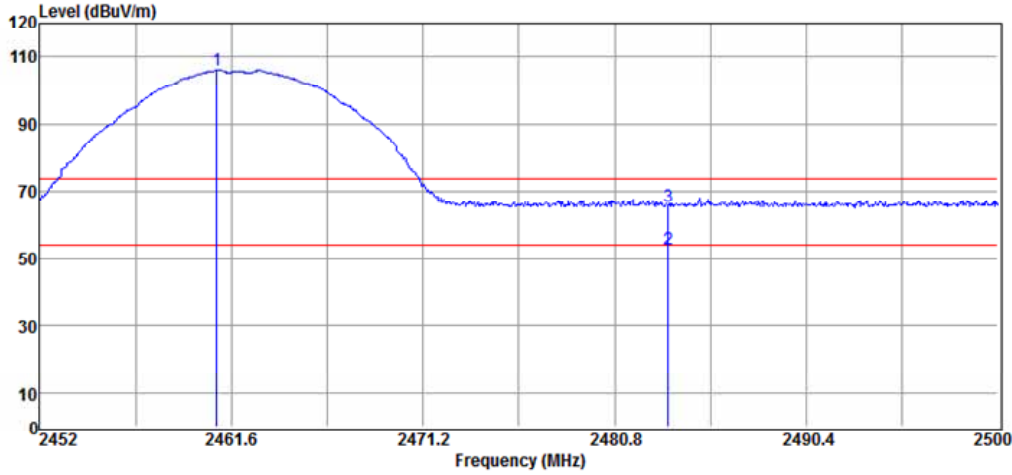


| No | Freq MHz | Reading dBuV | Factor dB/m | Level dBuV/m | Limit dBuV/m | Margin dB | Remark  | Pol V/H    |
|----|----------|--------------|-------------|--------------|--------------|-----------|---------|------------|
| 1  | 2390.00  | 14.13        | 37.97       | 52.10        | 54.00        | -1.90     | Average | HORIZONTAL |
| 2  | 2390.00  | 27.41        | 37.97       | 65.38        | 74.00        | -8.62     | Peak    | HORIZONTAL |
| 3  | 2400.00  | 28.29        | 38.05       | 66.34        | 85.92        | -19.58    | Peak    | HORIZONTAL |
| 4  | 2413.15  | 67.83        | 38.09       | 105.92       | F            | --        | Peak    | HORIZONTAL |

Note: "F" denotes fundamental frequency.

International Standard Laboratory Corp.  
Company Address: No.120, Lane 180, Hsin Ho Rd.  
Lung-Tan Dist., Tao Yuan City 325, Taiwan  
Date: 2023-03-15

Project Number. : 23LR0029 Temp.( )/RH(%) : 23/51  
Test Mode : b mode bandedge High ch Tested by : Barry Lee

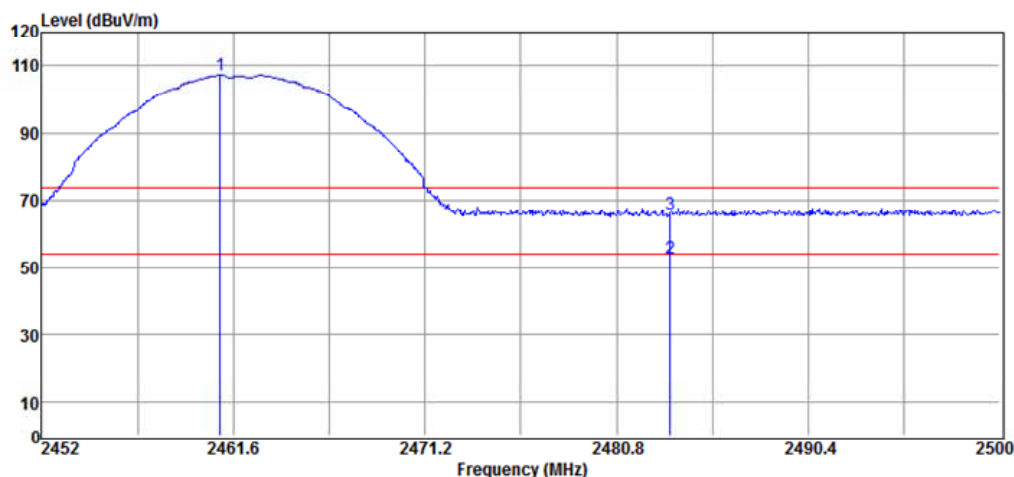


| No | Freq MHz | Reading dBuV | Factor dB/m | Level dBuV/m | Limit dBuV/m | Margin dB | Remark  | Pol V/H  |
|----|----------|--------------|-------------|--------------|--------------|-----------|---------|----------|
| 1  | 2460.88  | 67.66        | 38.27       | 105.93       | F            | --        | Peak    | VERTICAL |
| 2  | 2483.50  | 14.33        | 38.39       | 52.72        | 54.00        | -1.28     | Average | VERTICAL |
| 3  | 2483.50  | 27.16        | 38.39       | 65.55        | 74.00        | -8.45     | Peak    | VERTICAL |

Note: "F" denotes fundamental frequency.

International Standard Laboratory Corp.  
Company Address: No.120, Lane 180, Hsin Ho Rd.  
Lung-Tan Dist., Tao Yuan City 325, Taiwan  
Date: 2023-03-15

Project Number. : 23LR0029 Temp.( )/RH(%) : 23/51  
Test Mode : b mode bandedge High ch Tested by : Barry Lee



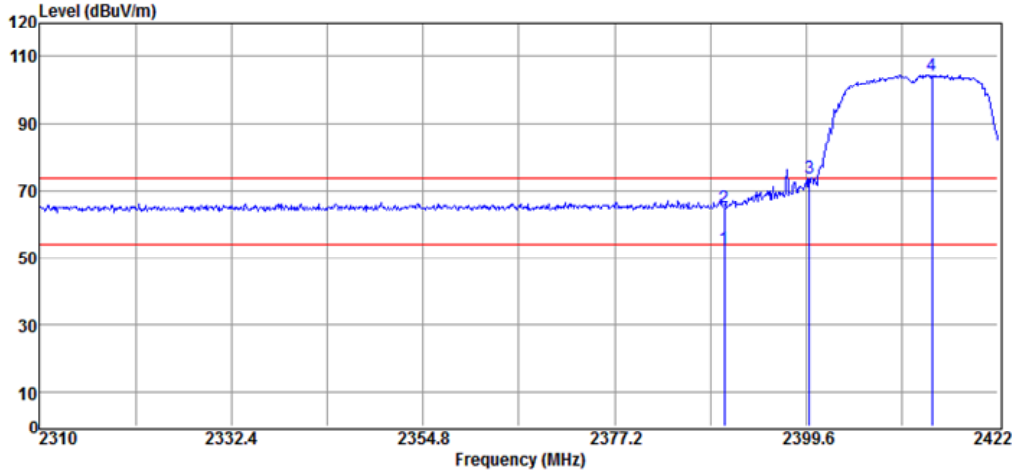
| No | Freq MHz | Reading dBuV | Factor dB/m | Level dBuV/m | Limit dBuV/m | Margin dB | Remark  | Pol V/H    |
|----|----------|--------------|-------------|--------------|--------------|-----------|---------|------------|
| 1  | 2460.93  | 68.91        | 38.27       | 107.18       | F            | --        | Peak    | HORIZONTAL |
| 2  | 2483.50  | 14.41        | 38.39       | 52.80        | 54.00        | -1.20     | Average | HORIZONTAL |
| 3  | 2483.50  | 27.64        | 38.39       | 66.03        | 74.00        | -7.97     | Peak    | HORIZONTAL |

Note: "F" denotes fundamental frequency.

International Standard Laboratory Corp.  
Company Address: No.120, Lane 180, Hsin Ho Rd.  
Lung-Tan Dist., Tao Yuan City 325, Taiwan

Date: 2023-03-15

Project Number. : 23LR0029 Temp.( )/RH(%) : 23/51  
Test Mode : g mode bandedge Low ch Tested by : Barry Lee

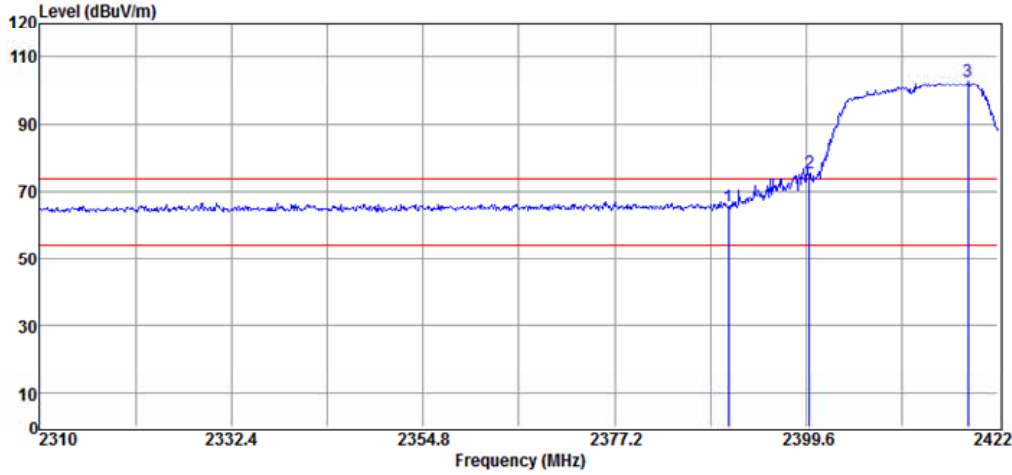


| No | Freq MHz | Reading dBuV | Factor dB/m | Level dBuV/m | Limit dBuV/m | Margin dB | Remark  | Pol V/H  |
|----|----------|--------------|-------------|--------------|--------------|-----------|---------|----------|
| 1  | 2390.00  | 14.76        | 37.97       | 52.73        | 54.00        | -1.27     | Average | VERTICAL |
| 2  | 2390.00  | 27.32        | 37.97       | 65.29        | 74.00        | -8.71     | Peak    | VERTICAL |
| 3  | 2400.00  | 35.72        | 38.05       | 73.77        | 84.46        | -10.69    | Peak    | VERTICAL |
| 4  | 2414.27  | 66.36        | 38.10       | 104.46       | F            | --        | Peak    | VERTICAL |

Note: "F" denotes fundamental frequency.

International Standard Laboratory Corp.  
Company Address: No.120, Lane 180, Hsin Ho Rd.  
Lung-Tan Dist., Tao Yuan City 325, Taiwan  
Date: 2023-03-15

Project Number. : 23LR0029 Temp.( )/RH(%) : 23/51  
Test Mode : g mode bandedge Low ch Tested by : Barry Lee

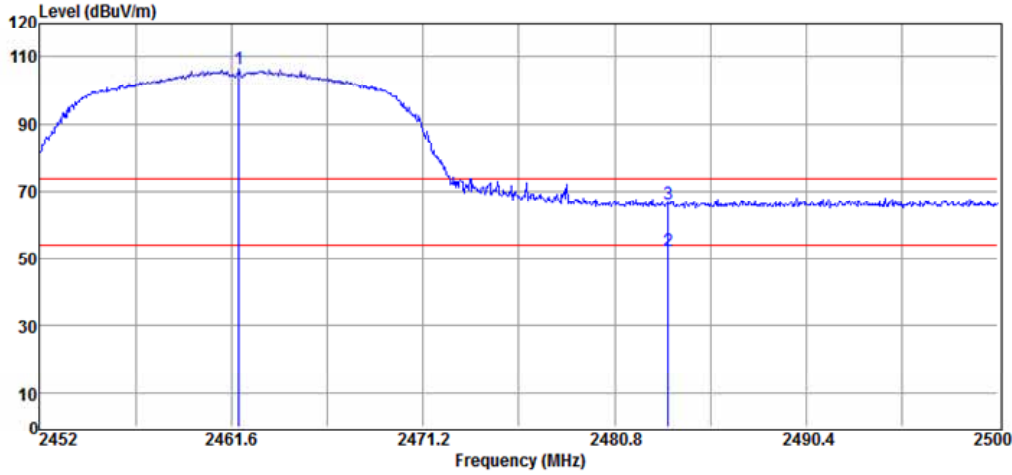


| No | Freq MHz | Reading dBuV | Factor dB/m | Level dBuV/m | Limit dBuV/m | Margin dB | Remark | Pol V/H    |
|----|----------|--------------|-------------|--------------|--------------|-----------|--------|------------|
| 1  | 2390.53  | 27.64        | 37.97       | 65.61        | 74.00        | -8.39     | Peak   | HORIZONTAL |
| 2  | 2400.00  | 37.51        | 38.05       | 75.56        | 82.67        | -7.11     | Peak   | HORIZONTAL |
| 3  | 2418.53  | 64.56        | 38.11       | 102.67       | F            | --        | Peak   | HORIZONTAL |

Note: "F" denotes fundamental frequency.

International Standard Laboratory Corp.  
Company Address: No.120, Lane 180, Hsin Ho Rd.  
Lung-Tan Dist., Tao Yuan City 325, Taiwan  
Date: 2023-03-15

Project Number. : 23LR0029 Temp.( )/RH(%) : 23/51  
Test Mode : g mode bandedge High ch Tested by : Barry Lee

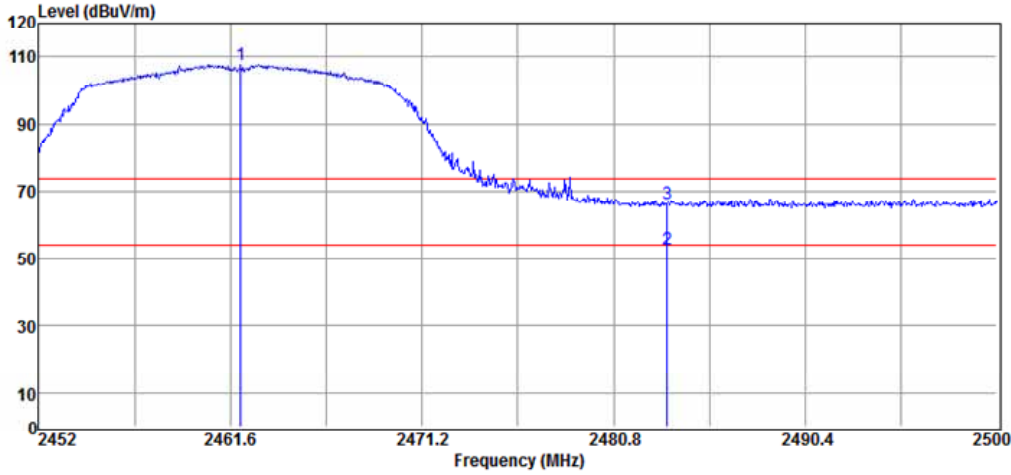


| No | Freq MHz | Reading dBuV | Factor dB/m | Level dBuV/m | Limit dBuV/m | Margin dB | Remark  | Pol V/H  |
|----|----------|--------------|-------------|--------------|--------------|-----------|---------|----------|
| 1  | 2461.98  | 68.12        | 38.28       | 106.40       | F            | --        | Peak    | VERTICAL |
| 2  | 2483.50  | 14.03        | 38.39       | 52.42        | 54.00        | -1.58     | Average | VERTICAL |
| 3  | 2483.50  | 28.01        | 38.39       | 66.40        | 74.00        | -7.60     | Peak    | VERTICAL |

Note: "F" denotes fundamental frequency.

International Standard Laboratory Corp.  
 Company Address: No.120, Lane 180, Hsin Ho Rd.  
 Lung-Tan Dist., Tao Yuan City 325, Taiwan  
 Date: 2023-03-15

Project Number. : 23LR0029 Temp.( )/RH(%) : 23/51  
 Test Mode : g mode bandedge High ch Tested by : Barry Lee



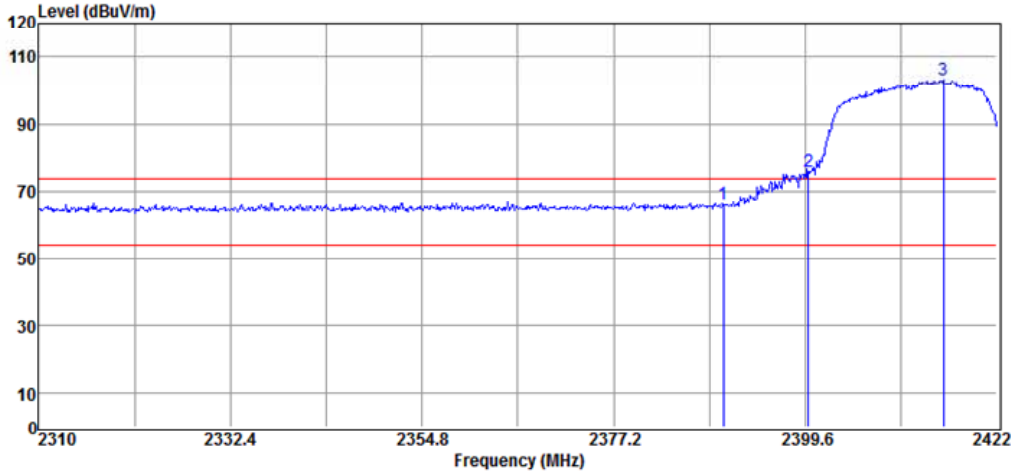
| No | Freq MHz | Reading dBuV | Factor dB/m | Level dBuV/m | Limit dBuV/m | Margin dB | Remark  | Pol V/H    |
|----|----------|--------------|-------------|--------------|--------------|-----------|---------|------------|
| 1  | 2462.13  | 69.35        | 38.28       | 107.63       | F            | --        | Peak    | HORIZONTAL |
| 2  | 2483.50  | 14.28        | 38.39       | 52.67        | 54.00        | -1.33     | Average | HORIZONTAL |
| 3  | 2483.50  | 28.02        | 38.39       | 66.41        | 74.00        | -7.59     | Peak    | HORIZONTAL |

Note: "F" denotes fundamental frequency.



International Standard Laboratory Corp.  
 Company Address: No.120, Lane 180, Hsin Ho Rd.  
 Lung-Tan Dist., Tao Yuan City 325, Taiwan  
 Date: 2023-03-15

Project Number. : 23LR0029 Temp.( )/RH(%) : 23/51  
 Test Mode : n20 mode bandedge Low ch Tested by : Barry Lee

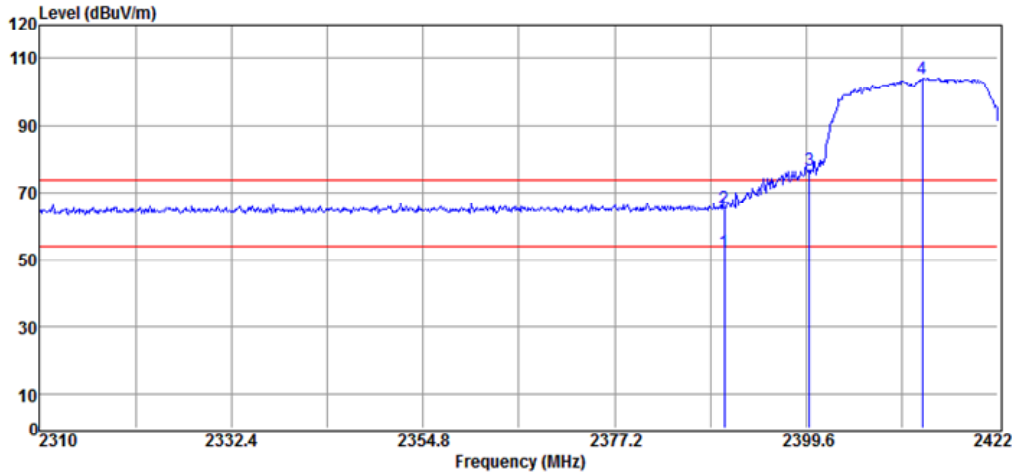


| No | Freq MHz | Reading dBuV | Factor dB/m | Level dBuV/m | Limit dBuV/m | Margin dB | Remark | Pol V/H  |
|----|----------|--------------|-------------|--------------|--------------|-----------|--------|----------|
| 1  | 2390.00  | 28.46        | 37.97       | 66.43        | 74.00        | -7.57     | Peak   | VERTICAL |
| 2  | 2400.00  | 37.92        | 38.05       | 75.97        | 82.89        | -6.92     | Peak   | VERTICAL |
| 3  | 2415.73  | 64.79        | 38.10       | 102.89       | F            | --        | Peak   | VERTICAL |

Note: "F" denotes fundamental frequency.

International Standard Laboratory Corp.  
 Company Address: No.120, Lane 180, Hsin Ho Rd.  
 Lung-Tan Dist., Tao Yuan City 325, Taiwan  
 Date: 2023-03-15

Project Number. : 23LR0029 Temp.( )/RH(%) : 23/51  
 Test Mode : n20 mode bandedge Low ch Tested by : Barry Lee

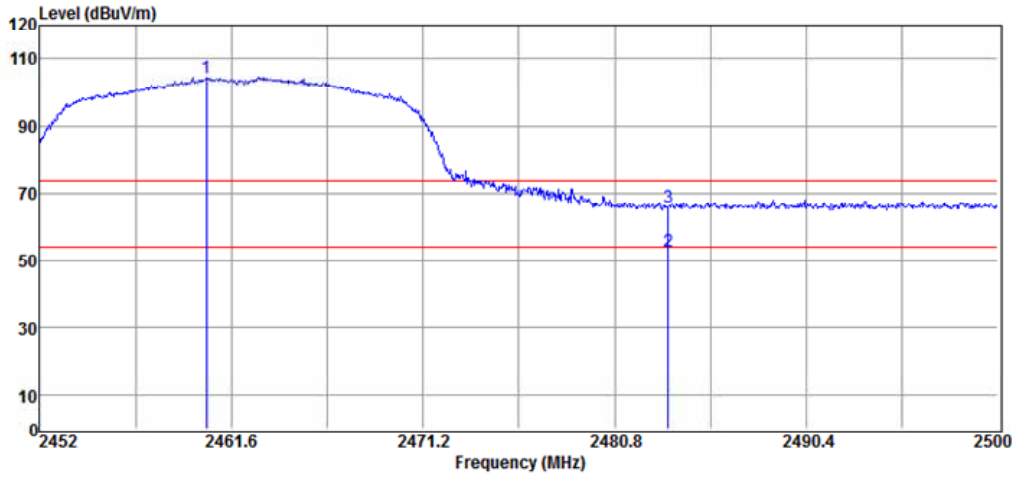


| No | Freq MHz | Reading dBuV | Factor dB/m | Level dBuV/m | Limit dBuV/m | Margin dB | Remark  | Pol V/H    |
|----|----------|--------------|-------------|--------------|--------------|-----------|---------|------------|
| 1  | 2390.00  | 14.47        | 37.97       | 52.44        | 54.00        | -1.56     | Average | HORIZONTAL |
| 2  | 2390.00  | 27.49        | 37.97       | 65.46        | 74.00        | -8.54     | Peak    | HORIZONTAL |
| 3  | 2400.00  | 38.81        | 38.05       | 76.86        | 83.88        | -7.02     | Peak    | HORIZONTAL |
| 4  | 2413.15  | 65.79        | 38.09       | 103.88       | F            | --        | Peak    | HORIZONTAL |

Note: "F" denotes fundamental frequency.

International Standard Laboratory Corp.  
Company Address: No.120, Lane 180, Hsin Ho Rd.  
Lung-Tan Dist., Tao Yuan City 325, Taiwan  
Date: 2023-03-15

Project Number. : 23LR0029 Temp.( )/RH(%) : 23/51  
Test Mode : n20 mode bandedge High ch Tested by : Barry Lee

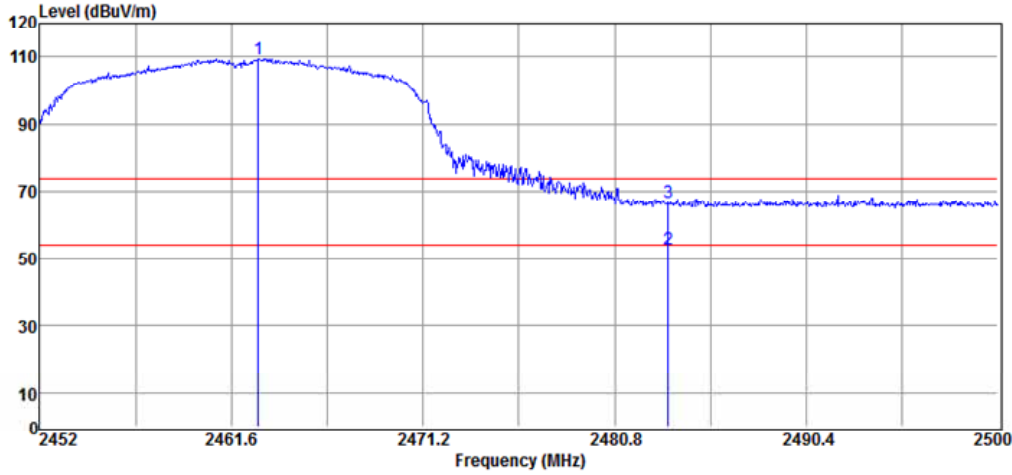


| No | Freq MHz | Reading dBuV | Factor dB/m | Level dBuV/m | Limit dBuV/m | Margin dB | Remark  | Pol V/H  |
|----|----------|--------------|-------------|--------------|--------------|-----------|---------|----------|
| 1  | 2460.35  | 66.26        | 38.27       | 104.53       | F            | --        | Peak    | VERTICAL |
| 2  | 2483.50  | 14.30        | 38.39       | 52.69        | 54.00        | -1.31     | Average | VERTICAL |
| 3  | 2483.50  | 27.75        | 38.39       | 66.14        | 74.00        | -7.86     | Peak    | VERTICAL |

Note: "F" denotes fundamental frequency.

International Standard Laboratory Corp.  
 Company Address: No.120, Lane 180, Hsin Ho Rd.  
 Lung-Tan Dist., Tao Yuan City 325, Taiwan  
 Date: 2023-03-15

Project Number. : 23LR0029 Temp.( )/RH(%) : 23/51  
 Test Mode : n20 mode bandedge High ch Tested by : Barry Lee

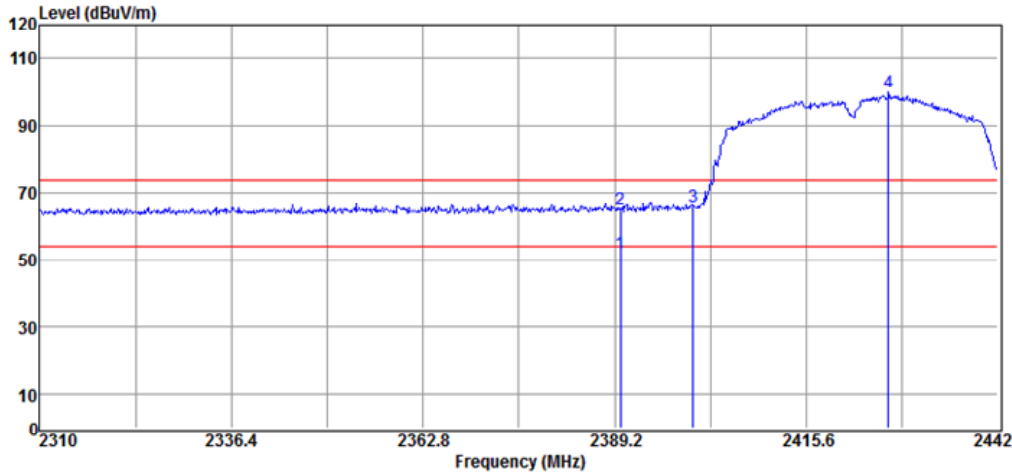


| No | Freq MHz | Reading dBuV | Factor dB/m | Level dBuV/m | Limit dBuV/m | Margin dB | Remark  | Pol V/H    |
|----|----------|--------------|-------------|--------------|--------------|-----------|---------|------------|
| 1  | 2462.94  | 71.14        | 38.28       | 109.42       | F            | --        | Peak    | HORIZONTAL |
| 2  | 2483.50  | 14.57        | 38.39       | 52.96        | 54.00        | -1.04     | Average | HORIZONTAL |
| 3  | 2483.50  | 28.56        | 38.39       | 66.95        | 74.00        | -7.05     | Peak    | HORIZONTAL |

Note: "F" denotes fundamental frequency.

International Standard Laboratory Corp.  
Company Address: No.120, Lane 180, Hsin Ho Rd.  
Lung-Tan Dist., Tao Yuan City 325, Taiwan  
Date: 2023-03-15

Project Number. : 23LR0029 Temp.( )/RH(%) : 23/51  
Test Mode : n40 mode bandedge Low ch Tested by : Barry Lee



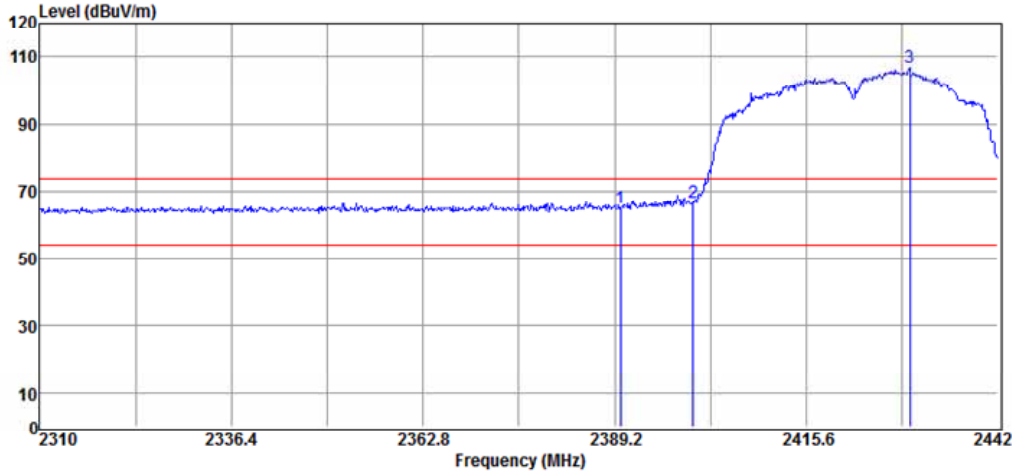
| No | Freq MHz | Reading dBuV | Factor dB/m | Level dBuV/m | Limit dBuV/m | Margin dB | Remark  | Pol V/H  |
|----|----------|--------------|-------------|--------------|--------------|-----------|---------|----------|
| 1  | 2390.00  | 14.16        | 37.97       | 52.13        | 54.00        | -1.87     | Average | VERTICAL |
| 2  | 2390.00  | 27.09        | 37.97       | 65.06        | 74.00        | -8.94     | Peak    | VERTICAL |
| 3  | 2400.00  | 28.13        | 38.05       | 66.18        | 79.74        | -13.56    | Peak    | VERTICAL |
| 4  | 2426.95  | 61.61        | 38.13       | 99.74        | F            | --        | Peak    | VERTICAL |

Note: "F" denotes fundamental frequency.

International Standard Laboratory Corp.  
Company Address: No.120, Lane 180, Hsin Ho Rd.  
Lung-Tan Dist., Tao Yuan City 325, Taiwan

Date: 2023-03-15

Project Number. : 23LR0029 Temp.( )/RH(%) : 23/51  
Test Mode : n40 mode bandedge Low ch Tested by : Barry Lee



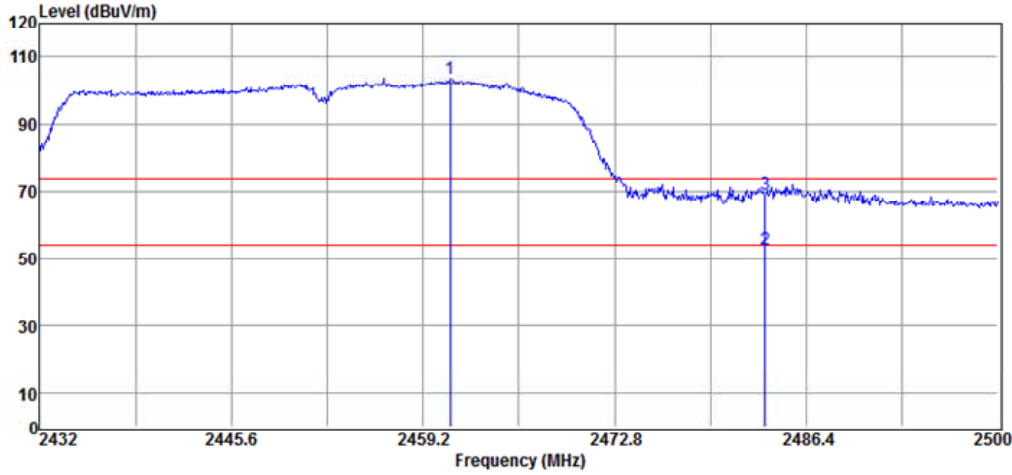
| No | Freq MHz | Reading dBuV | Factor dB/m | Level dBuV/m | Limit dBuV/m | Margin dB | Remark | Pol V/H    |
|----|----------|--------------|-------------|--------------|--------------|-----------|--------|------------|
| 1  | 2390.00  | 27.10        | 37.97       | 65.07        | 74.00        | -8.93     | Peak   | HORIZONTAL |
| 2  | 2400.00  | 28.55        | 38.05       | 66.60        | 86.83        | -20.23    | Peak   | HORIZONTAL |
| 3  | 2429.86  | 68.68        | 38.15       | 106.83       | F            | --        | Peak   | HORIZONTAL |

Note: "F" denotes fundamental frequency.

International Standard Laboratory Corp.  
 Company Address: No.120, Lane 180, Hsin Ho Rd.  
 Lung-Tan Dist., Tao Yuan City 325, Taiwan

Date: 2023-03-15

Project Number. : 23LR0029 Temp.( )/RH(%) : 23/51  
 Test Mode : n40 mode bandedge High ch Tested by : Barry Lee

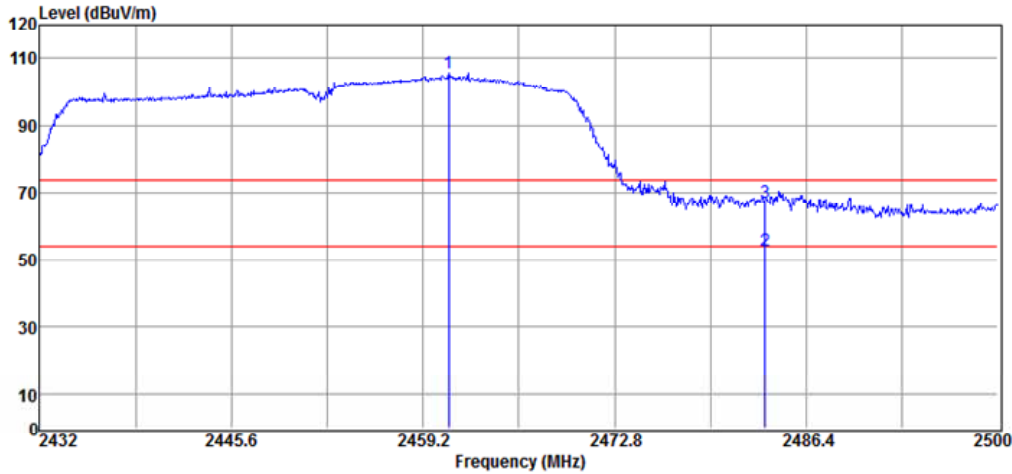


| No | Freq MHz | Reading dBuV | Factor dB/m | Level dBuV/m | Limit dBuV/m | Margin dB | Remark  | Pol V/H  |
|----|----------|--------------|-------------|--------------|--------------|-----------|---------|----------|
| 1  | 2461.10  | 65.15        | 38.27       | 103.42       | F            | --        | Peak    | VERTICAL |
| 2  | 2483.50  | 14.22        | 38.39       | 52.61        | 54.00        | -1.39     | Average | VERTICAL |
| 3  | 2483.50  | 30.91        | 38.39       | 69.30        | 74.00        | -4.70     | Peak    | VERTICAL |

Note: "F" denotes fundamental frequency.

International Standard Laboratory Corp.  
 Company Address: No.120, Lane 180, Hsin Ho Rd.  
 Lung-Tan Dist., Tao Yuan City 325, Taiwan  
 Date: 2023-03-15

Project Number. : 23LR0029 Temp.( )/RH(%) : 23/51  
 Test Mode : n40 mode bandedge High ch Tested by : Barry Lee



| No | Freq MHz | Reading dBuV | Factor dB/m | Level dBuV/m | Limit dBuV/m | Margin dB | Remark  | Pol V/H    |
|----|----------|--------------|-------------|--------------|--------------|-----------|---------|------------|
| 1  | 2461.04  | 67.16        | 38.27       | 105.43       | F            | --        | Peak    | HORIZONTAL |
| 2  | 2483.50  | 14.33        | 38.39       | 52.72        | 54.00        | -1.28     | Average | HORIZONTAL |
| 3  | 2483.50  | 28.98        | 38.39       | 67.37        | 74.00        | -6.63     | Peak    | HORIZONTAL |

Note: "F" denotes fundamental frequency.



## 9. 6dB Bandwidth

### 9.1 Standard Applicable

According to §15.247(a)(2), Systems using digital modulation techniques may operate in the 902 - 928 MHz, 2400 - 2483.5 MHz, and 5725 - 5850 MHz bands. The minimum 6 dB bandwidth shall be at least 500kHz.

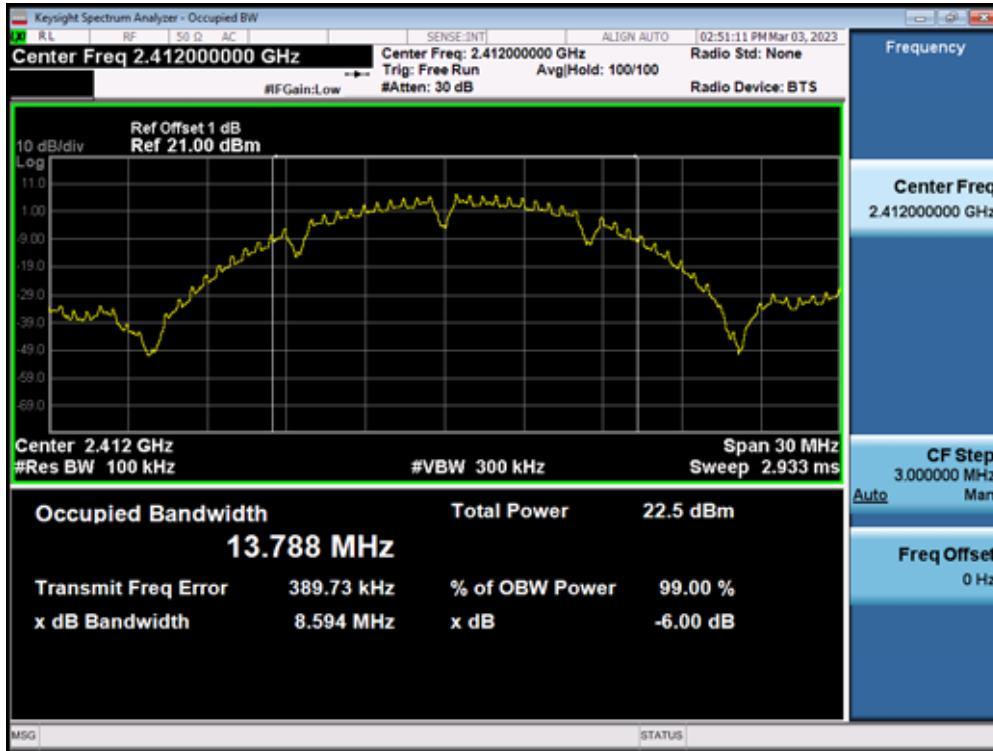
### 9.2 Measurement Procedure

1. Place the EUT on the table and set it in transmitting mode.
2. Remove the antenna from the EUT and then connect a low loss RF cable from the antenna port to the spectrum analyzer.
3. Set the spectrum analyzer as
  - RBW = 100 kHz.
  - VBW ≥ 3 x RBW.
  - Detector = Peak.
  - Trace mode = max hold.
  - Sweep = auto couple.
  - Allow the trace to stabilize.
  - Use 6-dB BW measurement function
4. Repeat above procedures until all frequency measured were complete.

### 9.3 Measurement Result

| Band         | Frequency (MHz) | 6dB Bandwidth (MHz) | 6dB BW Limit (kHz) |
|--------------|-----------------|---------------------|--------------------|
| 802.11b      | 2412            | 8.594               | > 500              |
|              | 2437            | 9.026               | > 500              |
|              | 2462            | 7.576               | > 500              |
| 802.11g      | 2412            | 15.758              | > 500              |
|              | 2437            | 15.735              | > 500              |
|              | 2462            | 13.869              | > 500              |
| 802.11n HT20 | 2412            | 16.394              | > 500              |
|              | 2437            | 16.359              | > 500              |
|              | 2462            | 13.87               | > 500              |
| 802.11n HT40 | 2422            | 20.061              | > 500              |
|              | 2437            | 33.844              | > 500              |
|              | 2452            | 35.163              | > 500              |

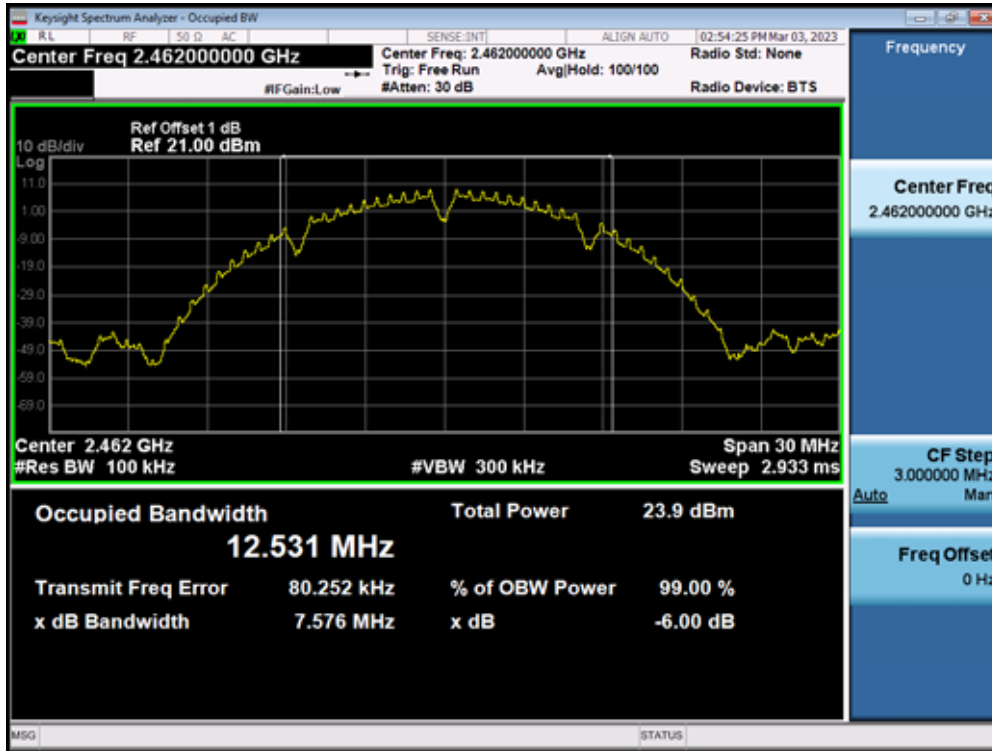
Test Data: Ant1 b 2412MHz



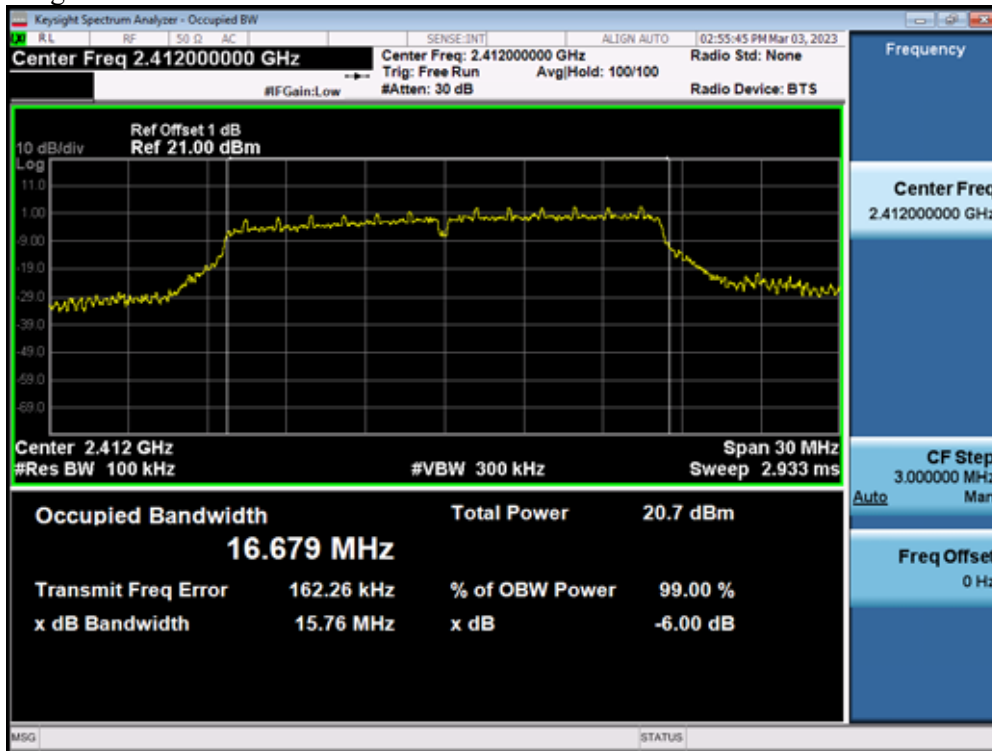
Test Data: Ant1 b 2437MHz



Test Data: Ant1 b 2462MHz



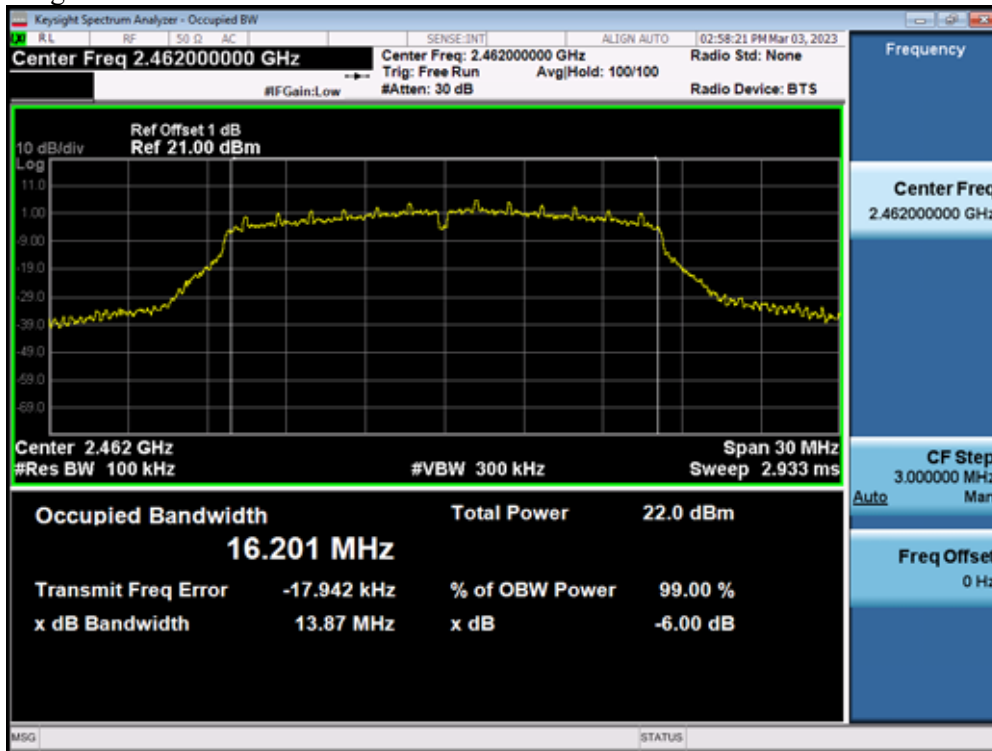
Test Data: Ant1 g 2412MHz



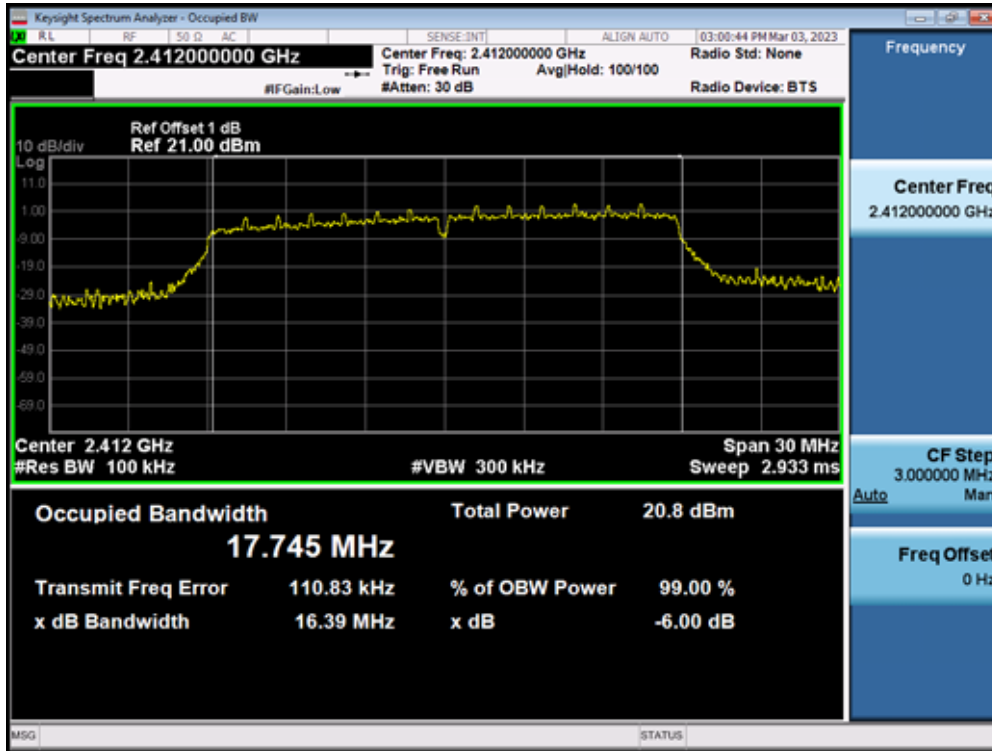
Test Data: Ant1 g 2437MHz



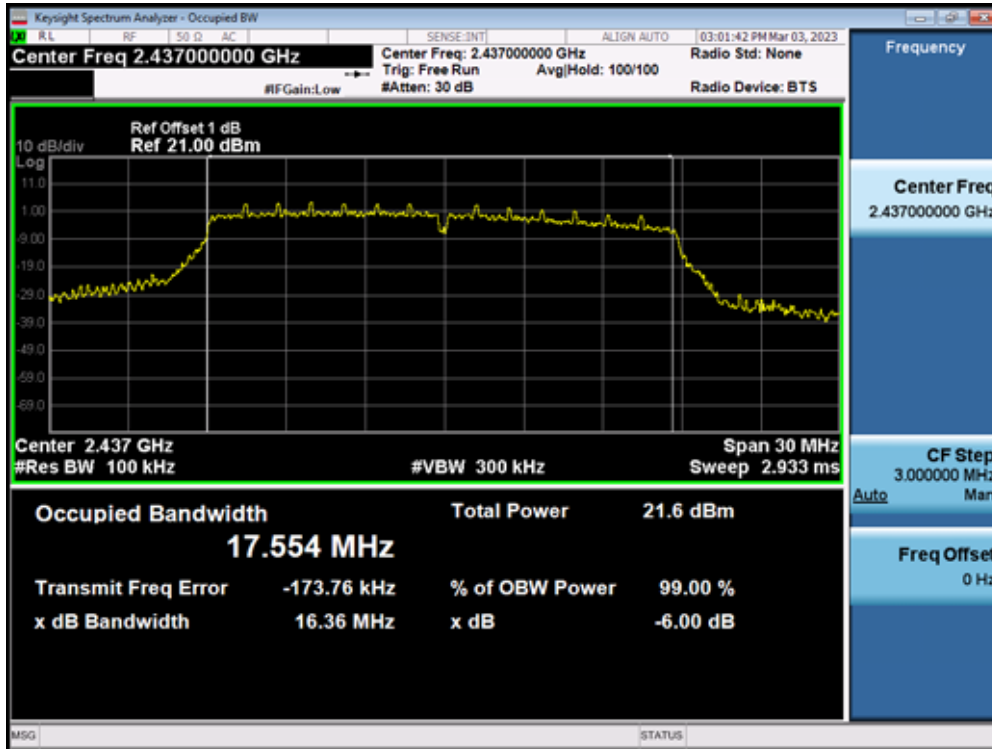
Test Data: Ant1 g 2462MHz



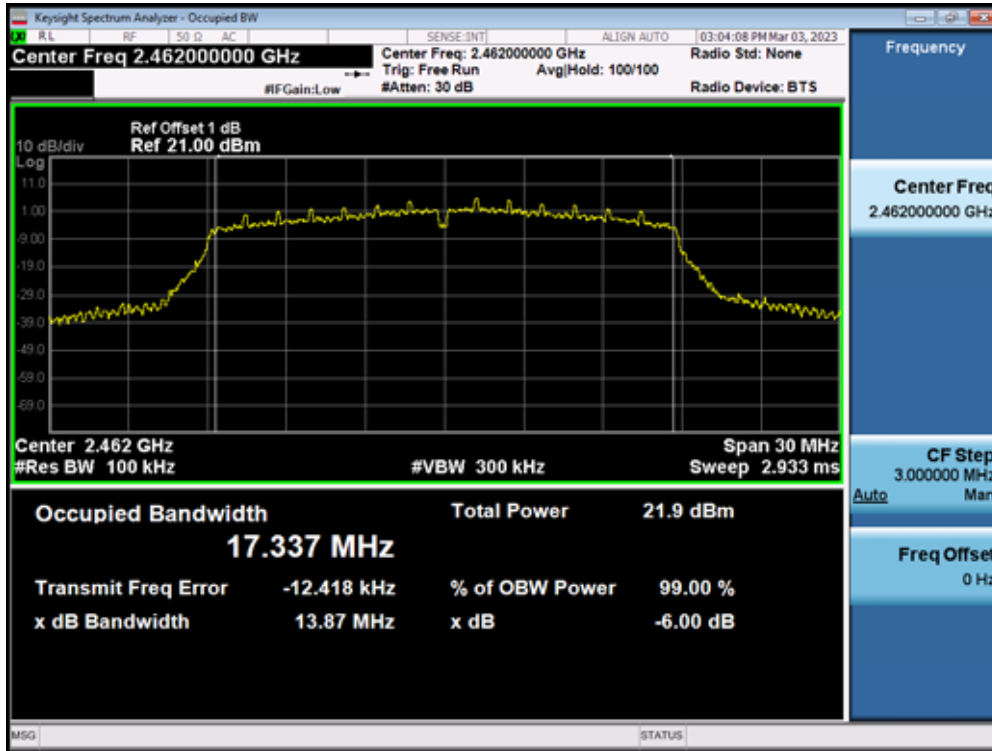
Test Data: Ant1 HT20 2412MHz



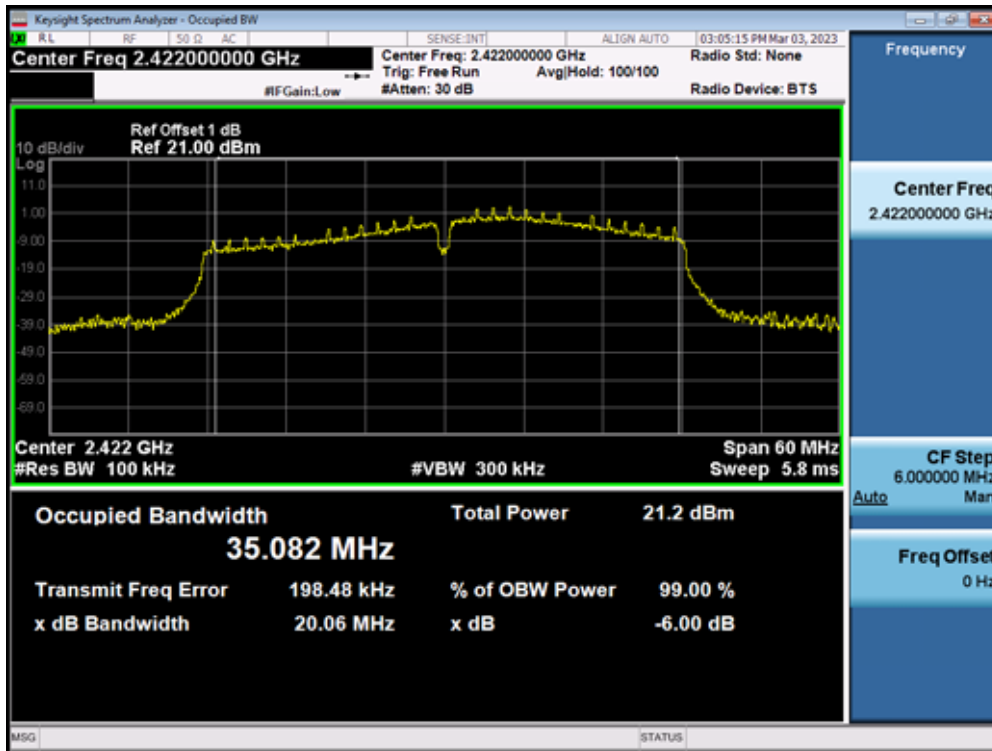
Test Data: Ant1 HT20 2437MHz



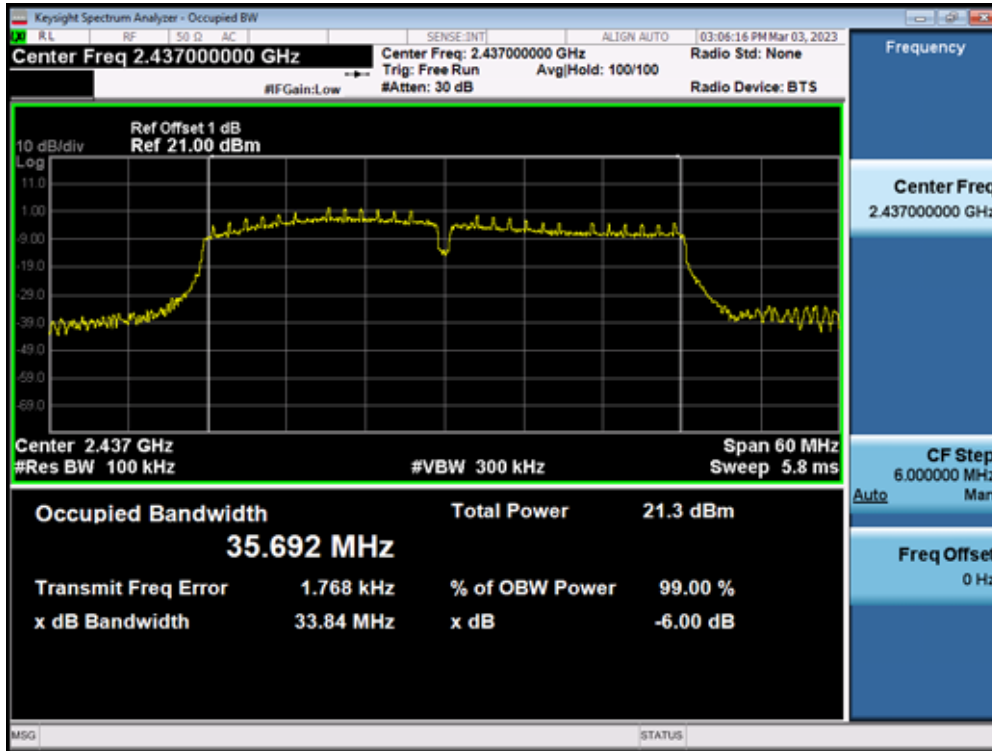
Test Data: Ant1 HT20 2462MHz



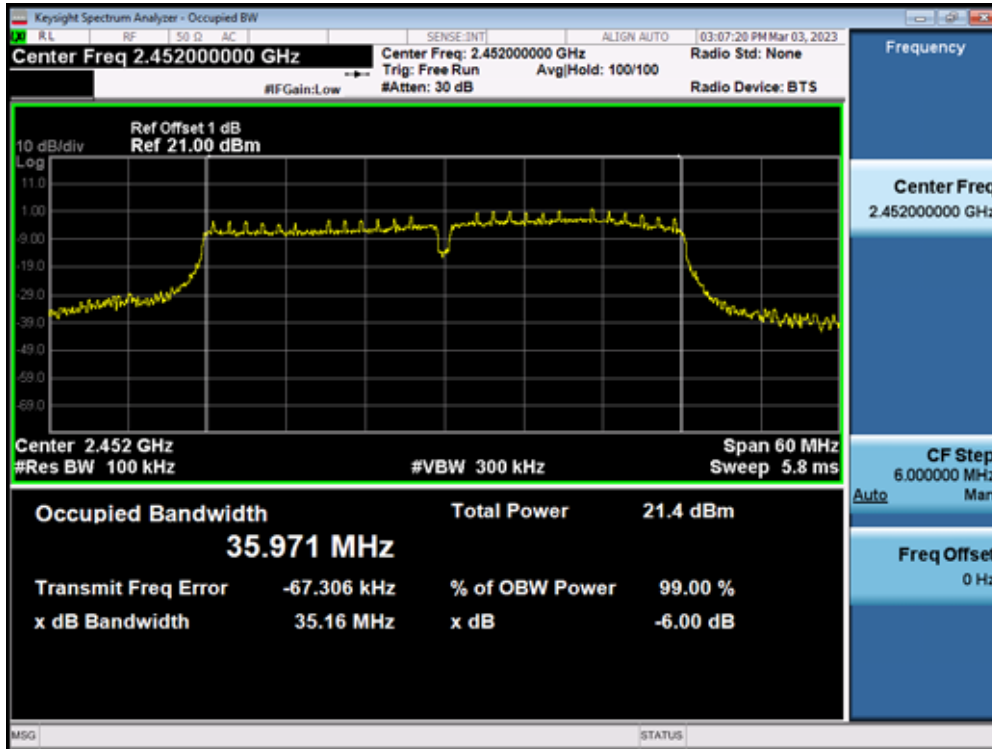
Test Data: Ant1 HT40 2422MHz



Test Data: Ant1 HT40 2437MHz



Test Data: Ant1 HT40 2452MHz



## 10. Peak Power Spectral Density

### 10.1 Standard Applicable

According to §15.247(e) For digitally modulated systems, the power spectral density conducted from the intentional radiator to the antenna shall not be greater than 8 dBm in any 3 kHz band during any time interval of continuous transmission. This power spectral density shall be determined in accordance with the provisions of paragraph (b) of this section. The same method of determining the conducted output power shall be used to determine the power spectral density.

### 10.2 Measurement Procedure

1. Place the EUT on the table and set it in transmitting mode.
2. Remove the antenna from the EUT and then connect a low loss RF cable from the antenna port to the spectrum analyzer.
3. Set the spectrum analyzer as RBW =3kHz, VBW = 10kHz, Set the span to 1.5 DTS bandwidth., Sweep=Auto
4. Record the max. reading.
5. Repeat above procedures until all frequency measured were complete.

### 10.3 Measurement Result

| Mode         | Freq. (MHz) | PSD (dBm/3kHz) |         |         |         | Total PSD (dBm/MHz) | PSD Limit (dBm/MHz) |
|--------------|-------------|----------------|---------|---------|---------|---------------------|---------------------|
|              |             | Chain 0        | Chain 1 | Chain 2 | Chain 3 |                     |                     |
| 802.11b      | 2412        | -7.173         | /       | /       | /       | -7.173              | 8                   |
|              | 2437        | -6.301         | /       | /       | /       | -6.301              | 8                   |
|              | 2462        | -5.618         | /       | /       | /       | -5.618              | 8                   |
| 802.11g      | 2412        | -11.043        | /       | /       | /       | -11.043             | 8                   |
|              | 2437        | -9.676         | /       | /       | /       | -9.676              | 8                   |
|              | 2462        | -8.212         | /       | /       | /       | -8.212              | 8                   |
| 802.11n HT20 | 2412        | -11.011        | /       | /       | /       | -11.011             | 8                   |
|              | 2437        | -9.703         | /       | /       | /       | -9.703              | 8                   |
|              | 2462        | -10.166        | /       | /       | /       | -10.166             | 8                   |
| 802.11n HT40 | 2422        | -10.37         | /       | /       | /       | -10.37              | 8                   |
|              | 2437        | -13.497        | /       | /       | /       | -13.497             | 8                   |
|              | 2452        | -12.939        | /       | /       | /       | -12.939             | 8                   |



Test Data: Ant1 b 2412MHz



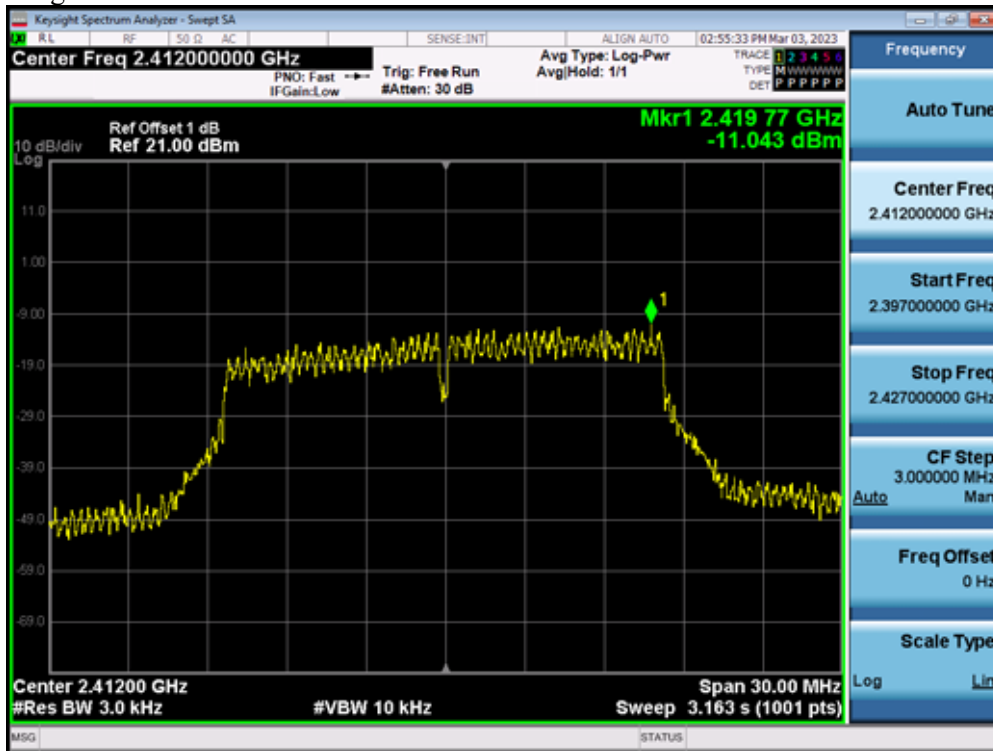
Test Data: Ant1 b 2437MHz



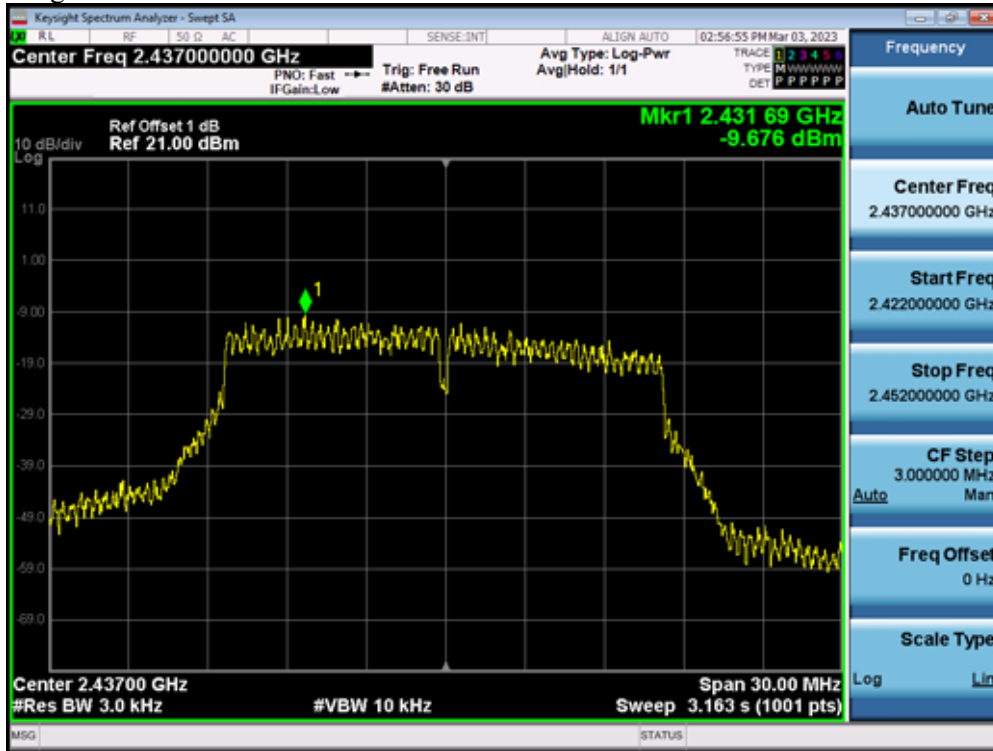
Test Data: Ant1 b 2462MHz



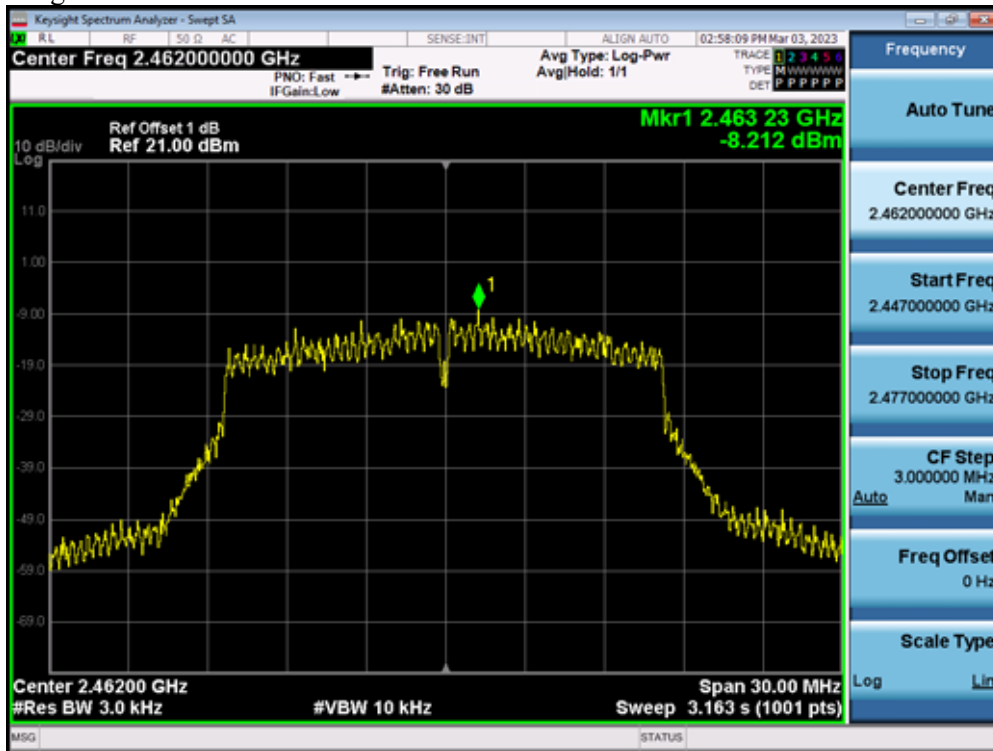
Test Data: Ant1 g 2412MHz



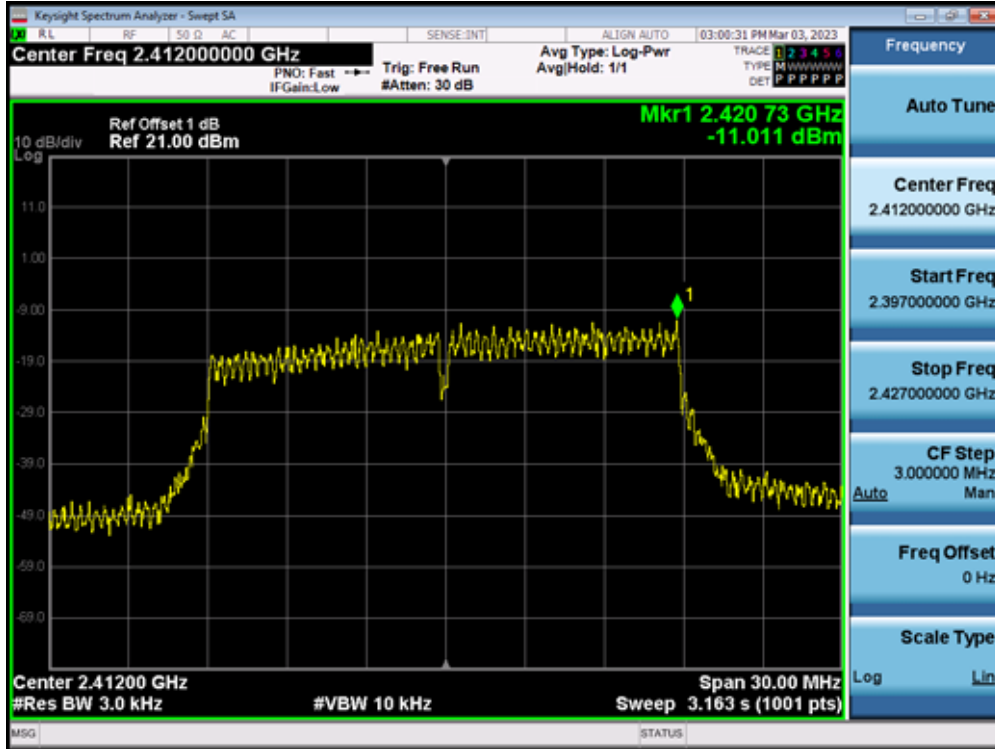
Test Data: Ant1 g 2437MHz



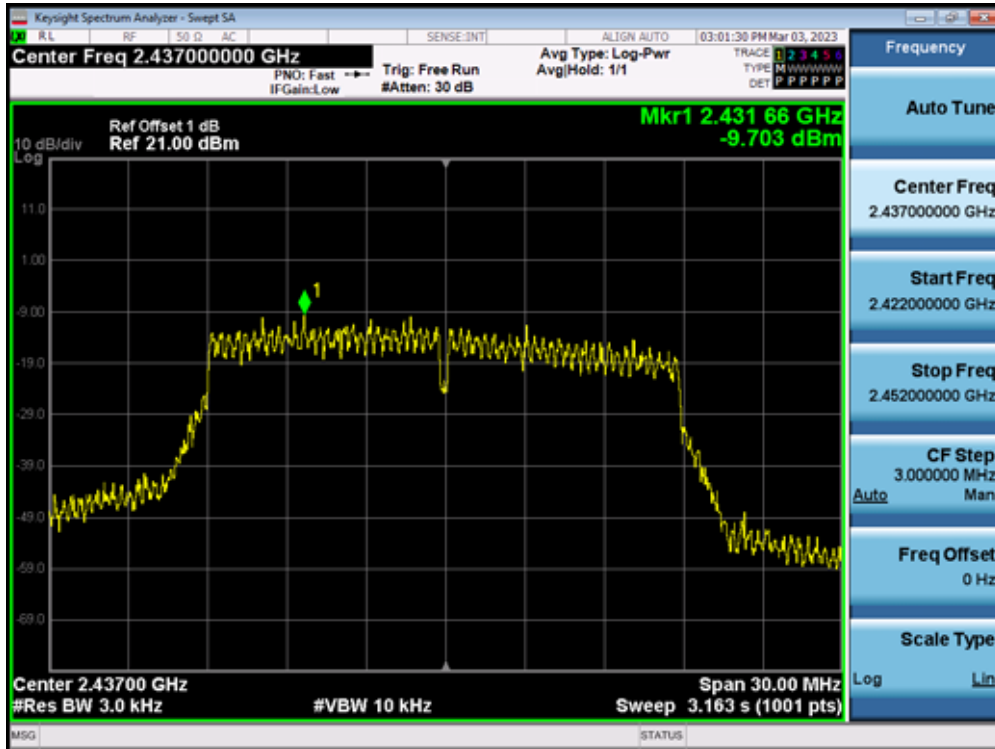
Test Data: Ant1 g 2462MHz



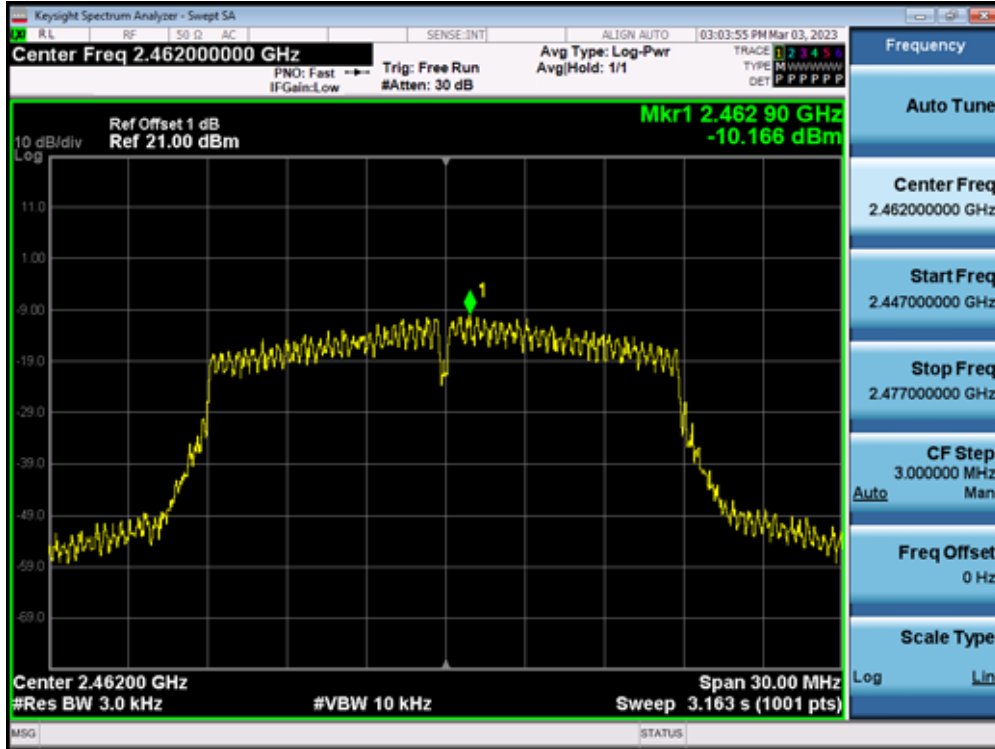
Test Data: Ant1 HT20 2412MHz



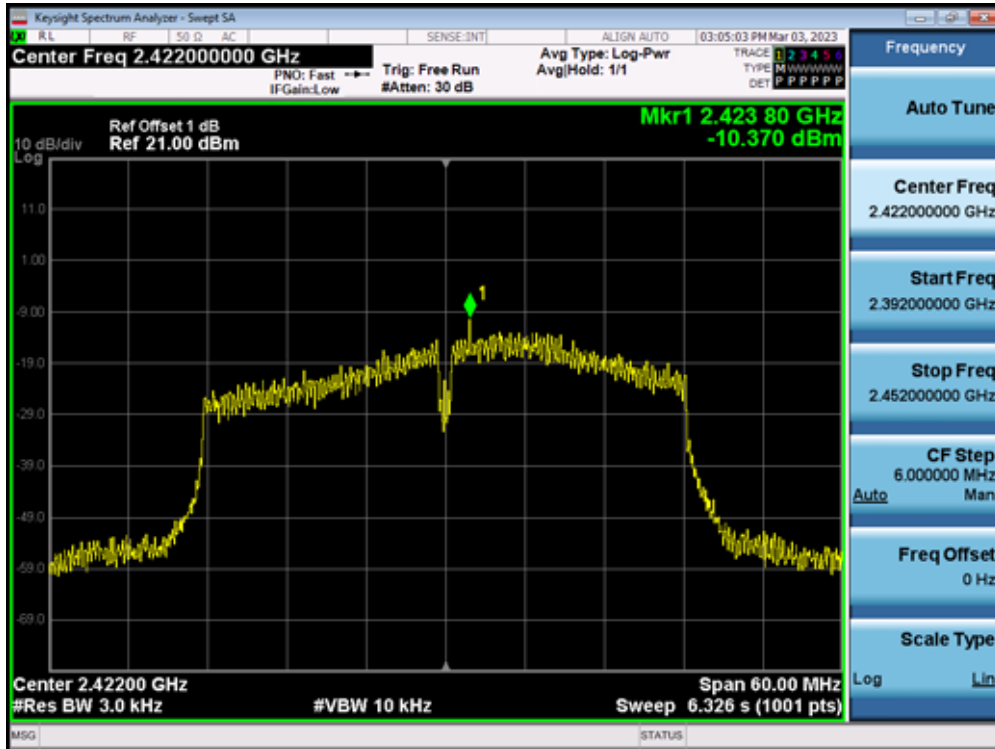
Test Data: Ant1 HT20 2437MHz



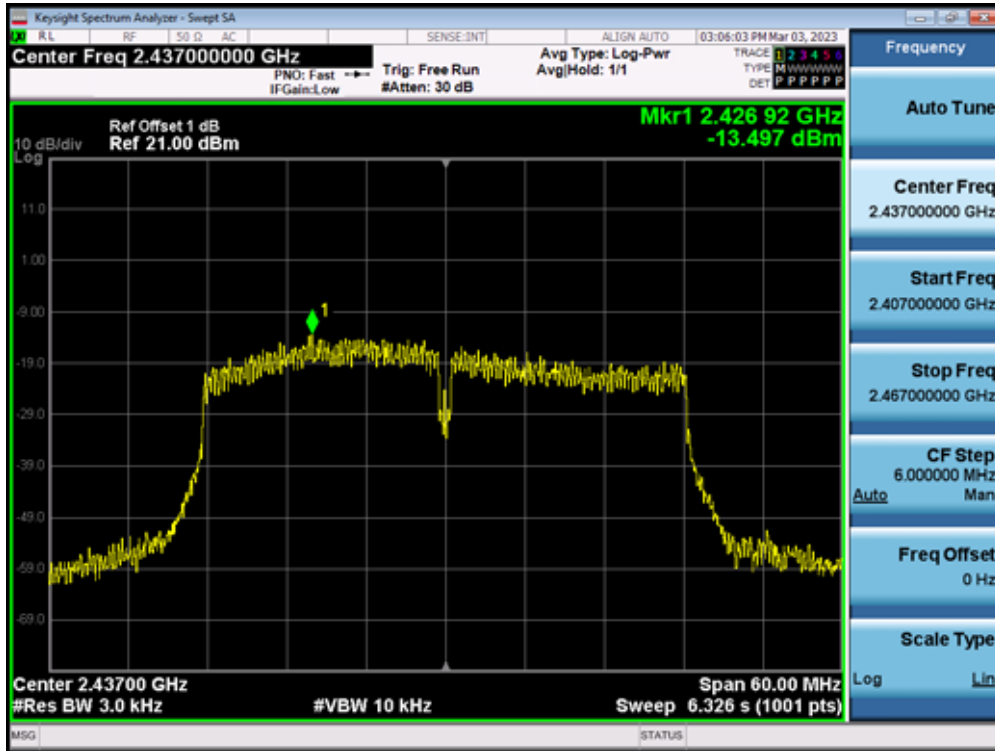
Test Data: Ant1 HT20 2462MHz



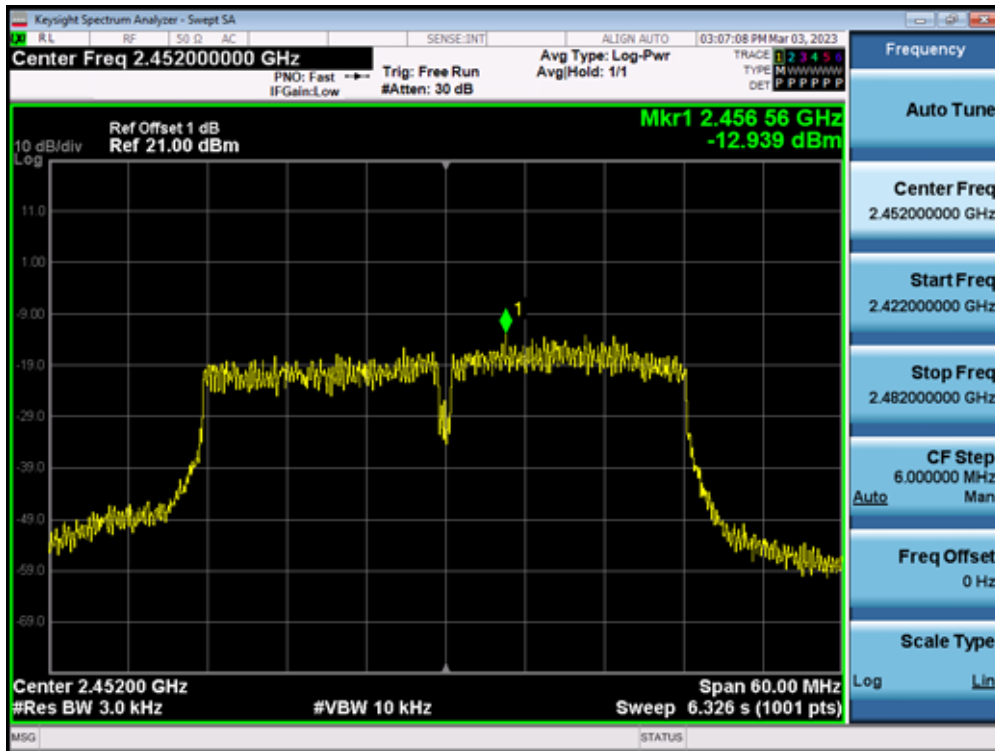
Test Data: Ant1 HT40 2422MHz



Test Data: Ant1 HT40 2437MHz



Test Data: Ant1 HT40 2452MHz



# 11. Appendix

## 11.1 Appendix A: Equipment List

| Location      | Equipment Name              | Brand          | Model         | S/N              | Last Cal. Date | Next Cal. Date |
|---------------|-----------------------------|----------------|---------------|------------------|----------------|----------------|
| Conduction 02 | EMI Receiver 14             | ROHDE& SCHWARZ | ESCI          | 101034           | 05/25/2022     | 05/25/2023     |
| Conduction 02 | Conduction 02-1 Cable       | WOKEN          | CFD 300-NL    | Conduction 02 -1 | 10/11/2022     | 10/11/2023     |
| Conduction 02 | LISN 26                     | R&S            | ENV216        | 102378           | 12/08/2022     | 12/08/2023     |
| Conduction 02 | LISN 21                     | R&S            | ENV216        | 101476           | 07/20/2022     | 07/20/2023     |
| Conduction 02 | ISN T4 07                   | Teseq GmbH     | ISN T400A     | 30449            | 07/28/2022     | 07/28/2023     |
| Conduction 02 | ISN T8 10                   | TESEQ          | ISN T800      | 42773            | 08/05/2022     | 08/05/2023     |
| Conduction 02 | CDN ISN ST08A_1             | Teseq GmbH     | CDN ISN ST08A | 43352            | 10/04/2022     | 10/04/2023     |
| Conduction 02 | Capacitive Voltage Probe 01 | SCHAFFNER      | CVP 2200A     | 18711            | 02/22/2023     | 02/22/2024     |
| Conduction 02 | Current Probe               | SCHAFFNER      | SMZ 11        | 18030            | 02/22/2023     | 02/22/2024     |

| Location Conducted | Equipment Name             | Brand        | Model               | S/N                  | Last Cal. Date | Next Cal. Date |
|--------------------|----------------------------|--------------|---------------------|----------------------|----------------|----------------|
| Chamber 19         | Spectrum analyzer          | R&S          | FSV40               | 101919               | 08/17/2022     | 08/17/2023     |
| Chamber 19         | EMI Receiver               | R&S          | ESR3                | 102461               | 05/10/2022     | 05/10/2023     |
| Chamber 19         | Loop Antenna               | EM           | EM-6879             | 271                  | 10/05/2022     | 10/05/2023     |
| Chamber 19         | Bilog Antenna (30MHz-1GHz) | Schwarzbeck  | VULB9168 w 6dB Att. | 9168-736             | 03/09/2023     | 03/09/2024     |
| Chamber 19         | Horn antenna (1GHz-18GHz)  | ETS          | 3117                | 00218718             | 10/12/2022     | 10/12/2023     |
| Chamber 19         | Horn antenna (18GHz-26GHz) | Com-power    | AH-826              | 081001               | 11/24/2022     | 11/24/2023     |
| Chamber 19         | Horn antenna (26GHz-40GHz) | Com-power    | AH-640              | 100A                 | 03/18/2023     | 03/18/2024     |
| Chamber 19         | Preamplifier (9kHz-1GHz)   | HP           | 8447F               | 3113A04621           | 06/24/2022     | 06/24/2023     |
| Chamber 19         | Preamplifier (1GHz-26GHz)  | HP           | 8449B               | 3008A02471           | 06/24/2022     | 06/24/2023     |
| Chamber 19         | Preamplifier (26GHz-40GHz) | MITEQ        | JS4-26004000-27-5A  | 818471               | 05/12/2022     | 05/12/2023     |
| Chamber 19         | RF Cable (100kHz-26.5GHz)  | Huber Suhner | Sucoflex 104A       | MY1394/4A & 50886/4A | 09/02/2022     | 09/02/2023     |
| Chamber 19         | RF Cable (18GHz-40GHz)     | HUBER SUHNER | Sucoflex 102        | 27963/2&37421/2      | 11/23/2022     | 11/23/2023     |
| Chamber 19         | Signal Generator           | Anritsu      | MG3692A             | 20311                | 12/29/2022     | 12/29/2023     |
| Chamber 19         | Test Software              | Audix        | E3 Ver:6.120203b    | N/A                  | N/A            | N/A            |

| Location Conducted | Equipment Name                | Brand    | Model                   | S/N                  | Last Cal. Date | Next Cal. Date |
|--------------------|-------------------------------|----------|-------------------------|----------------------|----------------|----------------|
| Conducted          | Power Meter                   | Anritsu  | ML2495A                 | 1116010              | 09/29/2022     | 09/29/2023     |
| Conducted          | Power Sensor                  | Anritsu  | MA2411B                 | 34NKF50              | 09/29/2022     | 09/29/2023     |
| Conducted          | Power Sensor                  | DARE     | RPR3006W                | 13I00030SNO33        | 01/06/2023     | 01/06/2024     |
| Conducted          | Power Sensor                  | DARE     | RPR3006W                | 13I00030SNO34        | 01/06/2023     | 01/06/2024     |
| Conducted          | Power Sensor                  | DARE     | RPR3006W                | 14I00889SNO35        | 06/29/2022     | 06/29/2023     |
| Conducted          | Power Sensor                  | DARE     | RPR3006W                | 14I00889SNO36        | 06/29/2022     | 06/29/2023     |
| Conducted          | Temperature Chamber           | KSON     | THS-B4H100              | 2287                 | 05/20/2022     | 05/20/2023     |
| Conducted          | DC Power supply               | ABM      | 8185D                   | N/A                  | 01/04/2023     | 01/04/2024     |
| Conducted          | AC Power supply               | EXTECH   | CFC105W                 | NA                   | N/A            | N/A            |
| Conducted          | Spectrum analyzer             | Keysight | N9010A                  | MY56070257           | 09/28/2022     | 09/28/2023     |
| Conducted          | Test Software                 | DARE     | Radiation Ver:2013.1.23 | NA                   | NA             | NA             |
| Conducted          | Test Software                 | R&S      | CMUGO Ver:2.0.0         | N/A                  | N/A            | N/A            |
| Conducted          | Universal Radio Comm. Tester  | R&S      | CMU200                  | 111968               | 11/19/2022     | 11/19/2023     |
| Conducted          | Wideband Radio Comm. Tester   | R&S      | CMW500                  | 1201.002K50108793-JG | 10/31/2022     | 10/31/2023     |
| Conducted          | BT Simulator                  | Agilent  | N4010A                  | MY48100200           | NA             | NA             |
| Conducted          | Signal Generator              | Agilent  | E4438C                  | MY49071550           | 12/28/2022     | 12/28/2023     |
| Conducted          | Signal Generator              | Keysight | N5182B                  | MY53052399           | 12/28/2022     | 12/28/2023     |
| Conducted          | Spectrum analyzer             | Keysight | N9010A                  | MY56070257           | 09/28/2022     | 09/28/2023     |
| Conducted          | RF cable (Conducted)          | WOEKEN   | 00100A2H646027          | 20012100015          | NA             | NA             |
| Conducted          | Attenuator                    | MCL      | VAT-10W2                | NA                   | NA             | NA             |
| Conducted (TS8997) | Wideband Radio Comm. Tester   | R&S      | CMW500                  | 168811               | 09/22/2022     | 09/22/2023     |
| Conducted (TS8997) | UP/DOWN converter             | R&S      | CMW-Z800A               | 100566               | 12/22/2022     | 12/22/2023     |
| Conducted (TS8997) | Signal Generator              | R&S      | SMB100A                 | 183701               | 01/18/2023     | 01/18/2024     |
| Conducted (TS8997) | Vector Signal Generator       | R&S      | SMM100A                 | 101908               | 11/23/2022     | 11/23/2023     |
| Conducted (TS8997) | Signal analyzer 40GHz         | R&S      | FSV40                   | 101884               | 09/22/2022     | 09/22/2023     |
| Conducted (TS8997) | OSP150 extension unit CAM-BUS | R&S      | OSP150                  | 101107               | 09/21/2022     | 09/21/2023     |
| Conducted (TS8997) | Test Software                 | R&S      | EMC32 Ver: 11.50.00     | NA                   | NA             | NA             |



## 11.2 Appendix B: Uncertainty of Measurement

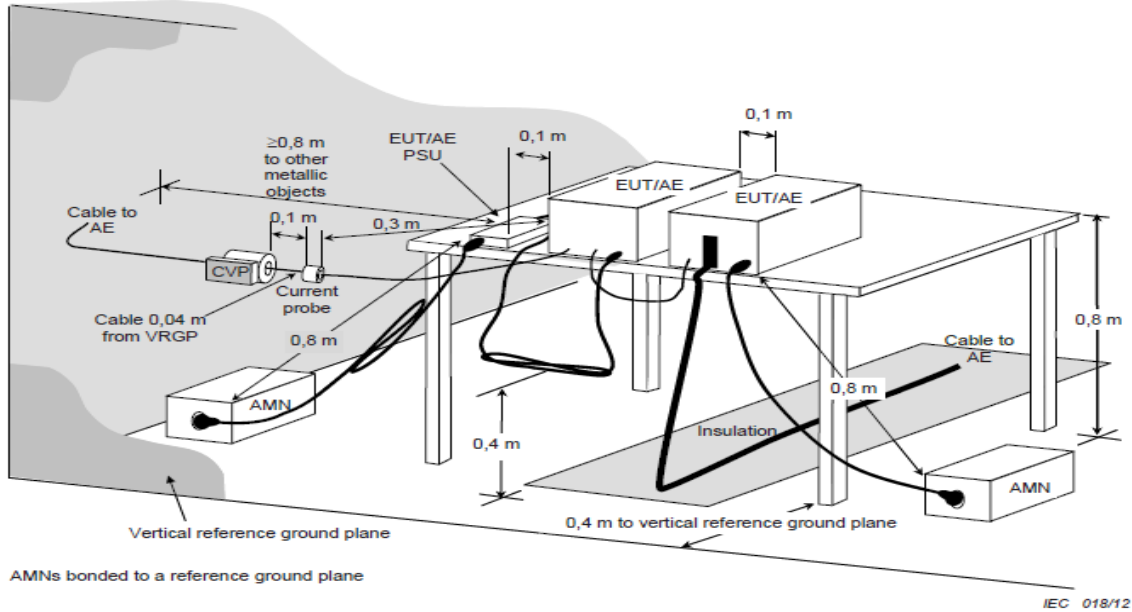
ISO/IEC 17025 requires that an estimate of measurement uncertainties associated with the emissions test results be included in the report. The measurement uncertainties given below are based on a 95% confidence level (based on a coverage factor (k=2)).

| Parameters                            | Uncertainty (k=2)                                       |
|---------------------------------------|---------------------------------------------------------|
| Conducted Emission<br>(AC power line) | 2.586 dB                                                |
| Field Strength of Spurious Radiation  | ≤30MHz: 2.96dB<br>30-1GHz: 4.22 dB<br>1-40 GHz: 4.08 dB |
| Conducted Power                       | 2.412 GHz: 1.30 dB                                      |
| Power Density                         | 2.412 GHz:1.30 dB                                       |
| Frequency                             | 0.0032%                                                 |
| Time                                  | 0.01%                                                   |

### 11.3 Appendix C: Test Setup

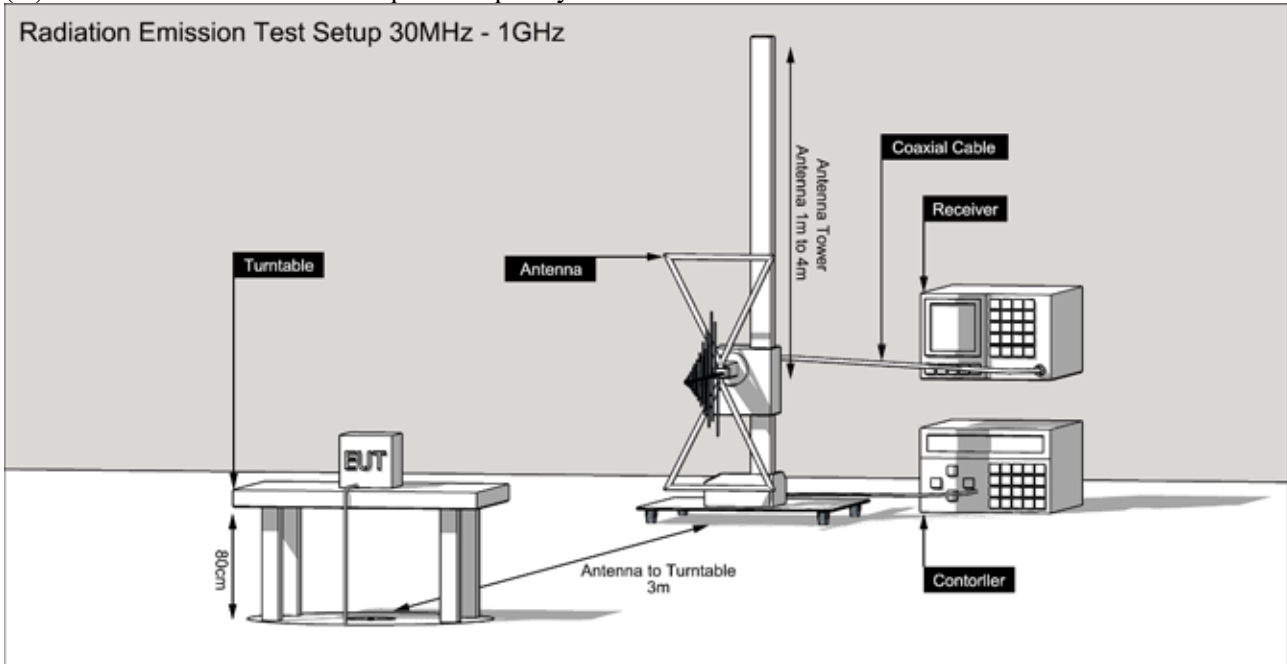
#### AC Line Conducted Emission Test Setup

1. The conducted emission tests were performed in the test site, using the setup in accordance with the ANSI C63.10-2013.
2. The AC/DC Power adaptor of EUT was plug-in LISN. The EUT was placed flushed with the rear of the table.
3. The LISN was connected with 120Vac/60Hz power source.

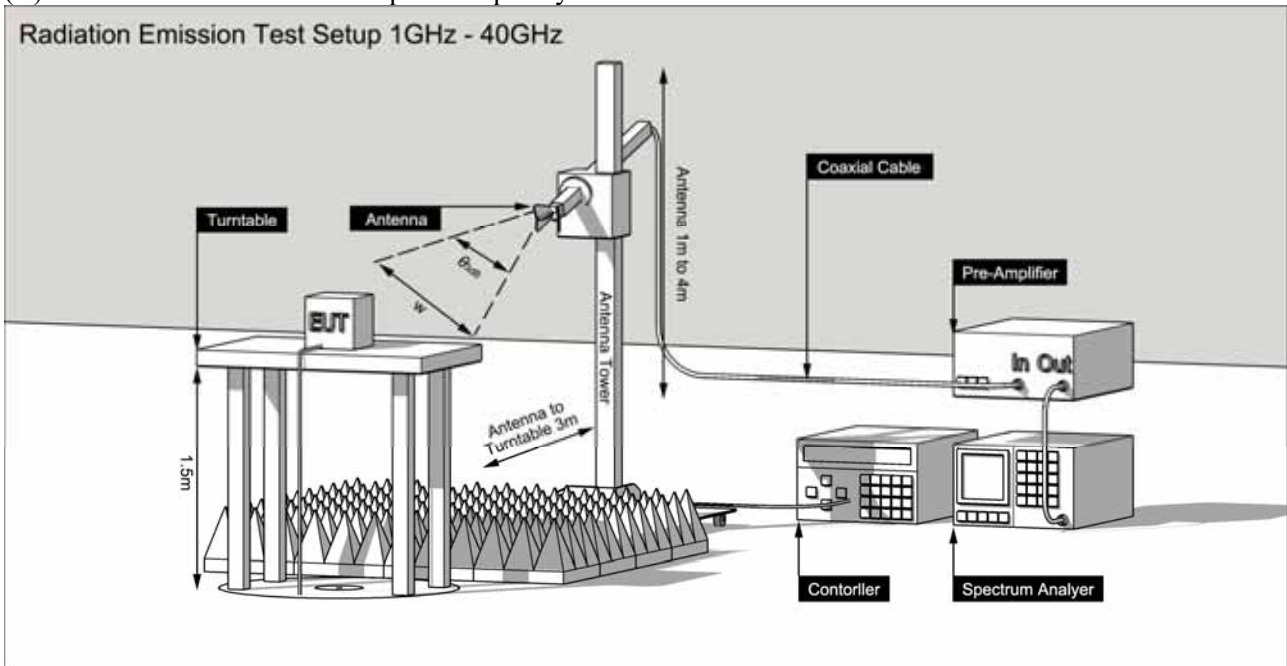


### Radiated Spurious Emission Test & 100kHz Bandwidth of Band Edges Measurement Test Setup

(A) Radiated Emission Test Setup for frequency below 1000MHz



(B) Radiated Emission Test Setup for frequency above 1 GHz



### RF Conducted Measurement Test Setup

