

120*120mm



**护眼台灯
使用手册**

使用指南



开关按钮: 触摸开启/关闭台灯
亮度降低: 触摸亮度降低, 长按无极调光
亮度增加: 触摸亮度增加, 长按无极调光
阅读模式: 长按情景模式至灯光闪烁一下, 设置45分钟定时设置; 长按情景模式至灯光闪烁两下, 取消定时设置; 亮度可以分段调整 10%, 20%, 40%, 60%, 80%, 100%
休闲模式: 长按情景模式至灯光闪烁一下, 设置45分钟定时设置; 长按情景模式至灯光闪烁两下, 取消定时设置; 亮度可以分段调整 10%, 20%, 40%, 60%, 80%, 100%
工作模式: 长按情景模式至灯光闪烁一下, 设置45分钟定时设置; 长按情景模式至灯光闪烁两下, 取消定时设置; 亮度可以分段调整 10%, 20%, 40%, 60%, 80%, 100%

使用指南



产品型号
 GD-TDL12A: 护眼台灯
 GD-TDL12B: 护眼台灯+无线充电功能
 GD-TDW12A: 智能护眼台灯
 GD-TDW12B: 智能护眼台灯+无线充电功能

多角度调整



基本参数

产品名称	护眼台灯	光通量	>300LM
适用场景	书房、卧室、客厅	调光	六段调光和无极调光
产品颜色	黑色、白色	额定输入	AC100-240V 50/60Hz
产品材质	铝合金+ABS	台灯输入	DC12V/2A
LED	60 PCS(2835 LEDs)	额定功率	12W (60°0.2W/LED 模块)
尺寸	150*450*40mm	USB充电输出	5V/2A
重量	0.71kg	无线充电输出	5W (选配)
色温	3000-5000K	Wi-Fi连接	IEEE 802.11 b/g/n 2.4GHz (选配)
光亮度	>1000Lux	支持系统	Android 6.0或iOS11.0及以上版本 (选配)

使用方法

NO.1 APP下载安装
 - 在应用商城搜索“途裕智能”或扫描下方二维码, 下载并安装

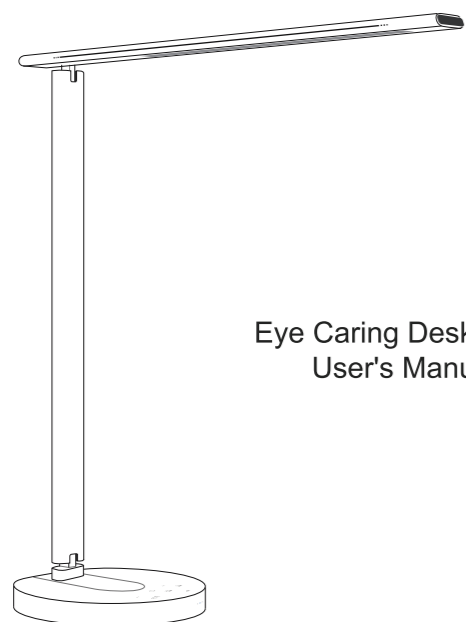
NO.2 注册/登录

NO.3 添加设备
 - 打开涂鸦智能, 点击“添加设备”根据APP引导添加设备

NO.4 配网链接
 - 长按“设置键”5秒, 智能灯将处于Wi-Fi匹配模式, 配置成功后, 列表中将出现智能台灯的
 设备名称, 点击即可进入智能控制面板

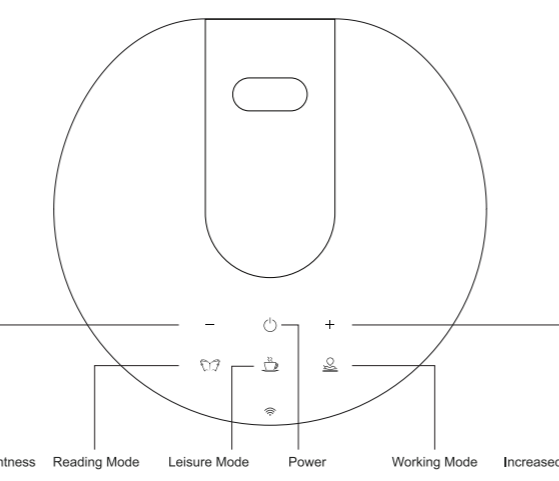
智能语音支持
 - 天猫精灵、百度小度、腾讯小微、腾讯云听、京东叮咚





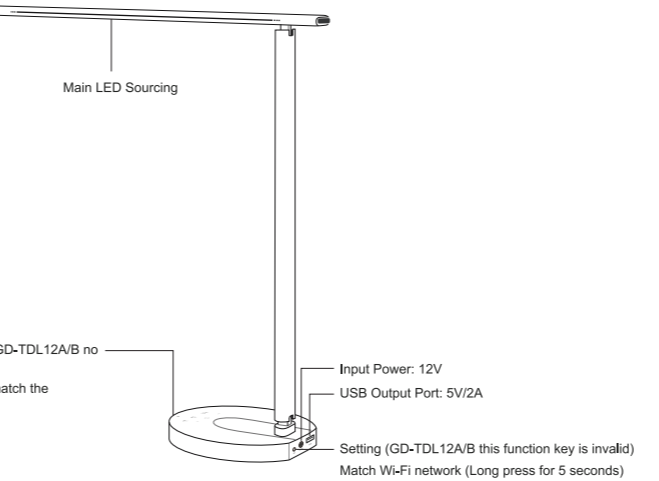
**Eye Caring Desk Lamp
User's Manual**

User's Guide



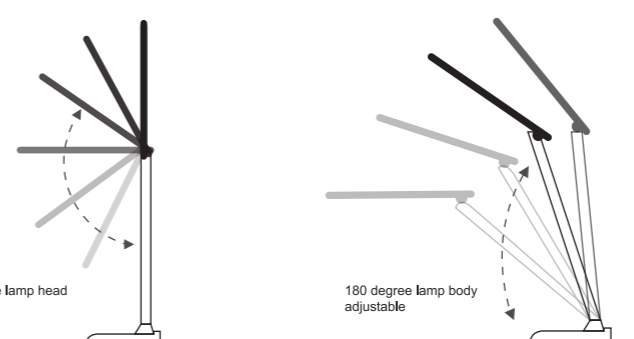
Power: Touch ON/OFF
Reduced Brightness: Touch brightness reduction, long press for the stepless dimming
Increased Brightness: Increase in touch brightness, long press for the stepless dimming
Reading Mode: Long press the scene mode until the light flashes, set the 45 minutes timing setting; long press the scene mode until the light flashes twice, cancel the timing setting; Brightness can be section Adjustable as 10%, 20%, 40%, 60%, 80%, 100%
Leisure Mode: Long press the scene mode until the light flashes, set the 45 minutes timing setting; long press the scene mode until the light flashes twice, cancel the timing setting; Brightness can be section Adjustable as 10%, 20%, 40%, 60%, 80%, 100%
Working Mode: Long press the scene mode until the light flashes, set the 45 minutes timing setting; long press the scene mode until the light flashes twice, cancel the timing setting; Brightness can be section Adjustable as 10%, 20%, 40%, 60%, 80%, 100%

User's Guide



Product Number
 GD-TDL12A: Eye Caring Desk Lamp
 GD-TDL12B: Eye Caring Desk Lamp with Wireless Charging
 GD-TDW12A: Smart Eye Caring Desk Lamp
 GD-TDW12B: Smart Eye Caring Desk Lamp with Wireless Charging

Multi Angle-adjustable



Basic Parameters

Product Name	Eye Caring Desk Lamp	Luminous Flux	> 300LM
Applicable Scene	Study/bedroom/living room	Dimming	Six-stage dimming and stepless dimming
Colour	Black/white	Rated Input	AC100-240V 50/60Hz
Material	Aluminum+ABS	Input of Desk Lamp	DC12V/2A
LED	60 PCS(2835 LEDs)	Rated Power	12W (60°0.2W/LED module)
Product Size	150*450*40mm	USB Charging Output	5V/2A
Weight	0.71kg	Wireless Charging	5W(Optional)
CCT	3000-5000K	Wi-Fi Connection	IEEE 802.11 b/g/n 2.4GHz(Optional)
llumination	> 1000Lux	Support System	Android 6.0 or iOS11.0 and above(Optional)

Instructions


NO.1 Download and install the APP
 - Use your phone to scan the QR code below or search "TuyaSmart" in application market to download and install the App

NO.2 : Register/Login

No.3 Add the device
 - Go to the App, on "Devices(Prepare)", tap "+" in the upper right of this page to add device.

No.4 Match the Wi-Fi network
 - Long press "Settings button" for 5 seconds, the smart light will be in the wireless network matching mode. After the configuration is successful, the device name of the smart desk lamp will appear in the list, click to enter the smart control panel.

Smart voice support
 - Amazon Alexa, Google Assistant, IFTTT.



Warning

- The product is only for indoor use, please do not disassemble or repair by yourself;
- The lamp light source is not replaceable. When the light source reaches the end of life, the whole lamp should be replaced;
- Keep away from water and heat sources when using. Do not cover the lamp holder and use non-standard adapters to avoid damage to the product and potential safety hazards;
- If the external flexible cable or cord of this luminaire is damaged, it should be replaced by the manufacturer or other service agent to avoid danger.

FCC WARNING

This device complies with part 15 of the FCC Rules. Operation is subject to the following two conditions: (1) this device may not cause harmful interference, and (2) this device must accept any interference received, including interference that may cause undesired operation.

Any changes or modifications not expressly approved by the party responsible for compliance could void the user's authority to operate the equipment.

NOTE: This equipment has been tested and found to comply with the limits for a Class B digital device, pursuant to Part 15 of the FCC Rules. These limits are designed to provide reasonable protection against harmful interference in a residential installation. This equipment generates, uses and can radiate radio frequency energy and, if not installed and used in accordance with the instructions, may cause harmful interference to radio communications.

However, there is no guarantee that interference will not occur in a particular installation.

If this equipment does cause harmful interference to radio or television reception, which can be determined by turning the equipment off and on, the user is encouraged to try to correct the interference by one or more of the following measures:

- Reorient or relocate the receiving antenna.
- Increase the separation between the equipment and receiver.
- Connect the equipment into an outlet on a circuit different from that to which the receiver is connected.
- Consult the dealer or an experienced radio/TV technician for help.

To maintain compliance with FCC's RF Exposure guidelines, This equipment should be installed and operated with minimum distance between 20cm the radiator your body: Use only the supplied antenna.