



Shenzhen Yunding Communication Electronics Co.,Ltd.

RHK64 Antenna Test Report


SECLUDED
2024-10-24





Shenzhen Yunding Communication Electronics Co.,Ltd.


1. Testing environment





Shenzhen Yunding Communication Electronics Co.,Ltd.

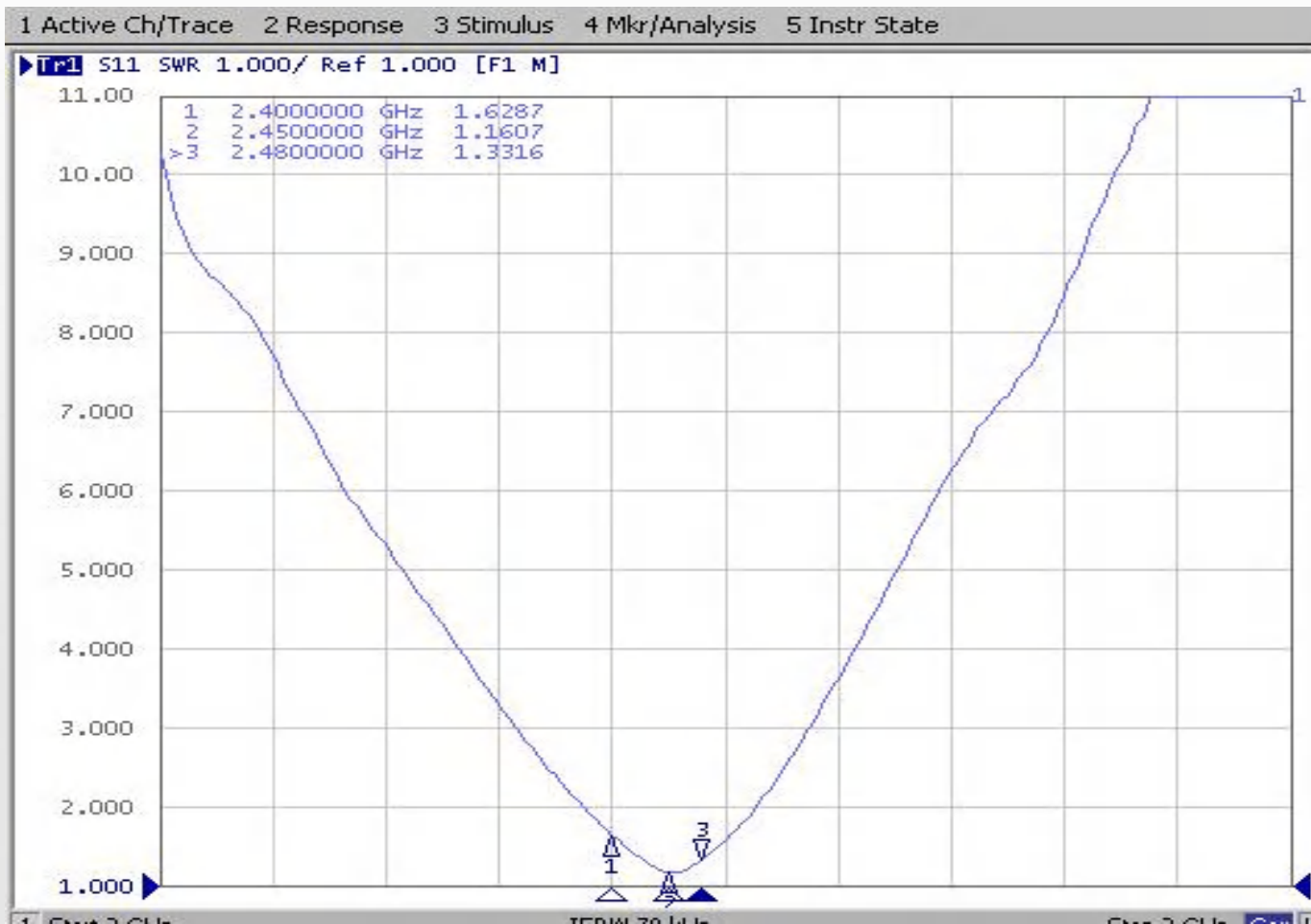
2. Matching parameter diagram





Shenzhen Yunding Communication Electronics Co.,Ltd.

3.Match parameters VSWR



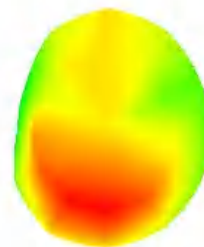


Shenzhen Yunding Communication Electronics Co.,Ltd.

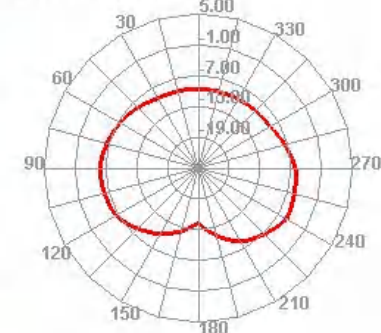
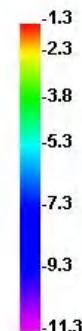
4. Antenna efficiency and gain

| Freq (MHz) | Effi (%) | Gain (dBi) |
|---------------|-------------|---------------|
| 2400 | 36.25 | -0.72 |
| 2410 | 36.76 | -0.48 |
| 2420 | 25.9 | -1.7 |
| 2430 | 26.91 | -1.45 |
| 2440 | 28.74 | -1.05 |
| 2450 | 30.98 | -0.64 |
| 2460 | 31.17 | -0.72 |
| 2470 | 22.54 | -1.51 |
| 2480 | 23.37 | -1.42 |
| 2490 | 24.47 | -1.3 |
| 2500 | 22.5 | -1.7 |

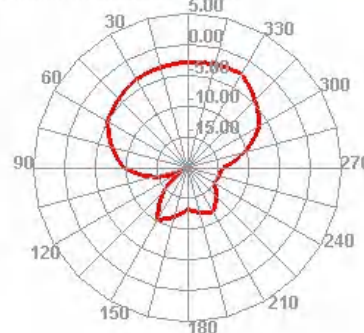
2490.000MHz



2490.000MHz H



2490.000MHz E1



2490.000MHz E2

