



Set Up Photographs




Photograph 1. Front View Radiated Emissions Worst-Case Configuration – Vertical Placement




Photograph 2. Back View Radiated Emissions – 0.009 – 30 MHz



Photograph 3. Back View Radiated Emissions – 30 to 1000 MHz



Photograph 4. Radiated Emissions – On Edge Configuration



Photograph 5. Radiated Emissions – Horizontal Placement



Photograph 6. Front View Conducted Emissions Worst-Case Configuration



Photograph 7. Back View Conducted Emissions Worst-Case Configuration