







# BLUETOOTH SPEAKER MANUAL


## INSTRUCTIONS

1. Switch "OFF/ON" for power off when "OFF" and power on when "ON"
2. The Bluetooth pairing name of the speaker is "Jabba"
3. Press  momentarily, it turns to next song
4. Press  and hold it to volume up
5. Press  momentarily, it turns to previous song
6. Press  and hold it to volume down
7. Press  momentarily for music pause or play, When hand-free Phone call, press for answer or hang up phone call, press and hold 3 seconds to reject the incoming call. Under Bluetooth but without incoming call, Short press twice quickly to redial the last phone call.
8. Press  to disconnect existing Bluetooth connection and search new device

## BASIC FEATURES

- Bluetooth play
- Support PC / iPhone / iPad / Mp3 / Mp4 / and another smartphone And tablet by connecting with 3.5 mm jack (not included)
- Support Bluetooth Hand Free Phone call

## TROUBLE SHOOTING

- No audio input when connecting with other devices: Press  disconnect existing Bluetooth connection and search new device or shut down to reboot it
- Cannot turn on the speaker, check if the speaker does not have power, If no power, charge it first
- Cannot connect with Bluetooth devices :check if speaker connected with the third Bluetooth device, if yes, disconnect it first, if still can not connect, reboot it and try again

## DATA TRANSFERRING/CHARGING VIA USB CABLE

- Switch ON, and connect it with the PC via USB cable. it will play songs during charging
- Switch OFF, and connect it with PC for charging only
- USB cable is not for the use of data transferring

## SPECIFICATIONS

- Built-in Li-ion Battery, 3.7V/500mAh
- USB charging: 5V/270mA
- Speaker, 4 ohm 3W
- Frequency Range: 60 Hz-18KHz
- S/N:  $\geq 96$ DB
- Distortion  $\leq 0.5\%$

## INTERFACES

- 3.5mm Audio input
- USB port: power Charging
- LED indicator:
  - Red/Blue flash: Power On
  - Red: charging status (red indicator off when Fully charged)

## CAUTIONS

- Keep out of reach of children
- Never knock the speaker
- Keep it away from fire, water, high and low temperature
- Never block speakers nets
- Never open it by yourself
- Do not charge it for too long time in case of damage to the battery, 3 hours is the best charging time

Made in China 

**FCC Caution:**

This device complies with part 15 of the FCC Rules. Operation is subject to the following two conditions: (1) This device may not cause harmful interference, and (2) this device must accept any interference received, including interference that may cause undesired operation.

Any Changes or modifications not expressly approved by the party responsible for compliance could void the user's authority to operate the equipment.

**Note:** This equipment has been tested and found to comply with the limits for a Class B digital device, pursuant to part 15 of the FCC Rules. These limits are designed to provide reasonable protection against harmful interference in a residential installation. This equipment generates uses and can radiate radio frequency energy and, if not installed and used in accordance with the instructions, may cause harmful interference to radio communications. However, there is no guarantee that interference will not occur in a particular installation. If this equipment does cause harmful interference to radio or television reception, which can be determined by turning the equipment off and on, the user is encouraged to try to correct the interference by one or more of the following measures:

- Reorient or relocate the receiving antenna.
- Increase the separation between the equipment and receiver.
- Connect the equipment into an outlet on a circuit different from that to which the receiver is connected.
- Consult the dealer or an experienced radio/TV technician for help.

The device has been evaluated to meet general RF exposure requirement. The device can be used in portable exposure condition without restriction.