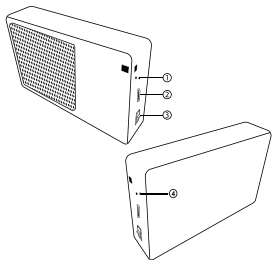


# Looking Glass Bluetooth® Speaker

## Instruction Manual 7197-45



### Functions:

1. LED Indicator
2. Micro-USB input port
3. ON/OFF Switch
4. Microphone

### What's included:

- 1 x Bluetooth® Speaker
- 1 x USB to Micro-USB Charging Cable
- 1 x Instruction Manual

### Tech Specifications

- Pairing Name: "Tempered Glass Speaker"
- Playback time at max volume: 1.5hrs
- Charging time: 1hr

### Instructions:

(Be sure to fully charge the speaker before using for the first time)

#### 1. Charging the Bluetooth Speaker

- Connect the provided charging cable to a power source and to the Micro USB input port(2) on the speaker.
- The LED indicator(1) will glow RED when charging and will turn off when fully charged.

#### 2. Bluetooth® Setup:

- Turn ON/OFF switch(3) to the ON position, Speaker will tone and the LED indicator(1) will flash BLUE.
- Turn on the Bluetooth function on mobile device, Select "Tempered Glass Speaker" pairing name.
- A tone will prompt and the LED indicator(1) will pulse BLUE if successfully paired.
- Use your mobile device to adjust the volume and cycle between songs.
- Speaker will automatically pair if the mobile device has been paired before.
- The speaker has a built in microphone(4) that allows you to talk through the speaker after answering the call from the connected device. To hang up the call, hit the end call button on the connected device.
- Turn ON/OFF switch to the OFF position to turn off the device.

### SAFETY PRECAUTIONS:


- WARNING-When using this product, basic precautions should always be followed:
  1. Read all the instructions before use.
  2. Never store or use this product in temperatures below 32°F(0°C) or above 115°F(45°C).
  3. The unit's full performance is achieved

only after 2 or 3 completed charge and discharge cycles.


4. To reduce the risk of injury, close supervision is necessary when the product is used near children.
5. Do not expose the device to moisture.
6. Do not use the device in excess of its output rating. Overload outputs above rating may result in a risk of fire or injury.
7. Do not use the device if damaged or modified.
8. Damaged or modified batteries may exhibit unpredictable behavior resulting in fire, explosion or risk of injury.
9. Do not disassemble the device. For repairs, seek a qualified service professional. Incorrect reassembly may result in a risk of fire or injury.
10. Do not expose the device to fire or excessive temperature.
11. Ensure that qualified service professionals use only identical replacement parts to ensure product safety

### FCC Statement:

- This device complies with Part 15 of the FCC Rules. Operation is subject to the following two conditions:
  - (1) This device may not cause harmful interference, and
  - (2) This device must accept any interference received, including interference that may cause undesired operation.
- Warning:  
Changes or modifications not expressly approved by the party responsible for compliance could void the user's authority to operate the equipment.



FSC  
MADE IN CHINA



165x89mm

**FCC Caution:**

This device complies with part 15 of the FCC Rules. Operation is subject to the following two conditions: (1) This device may not cause harmful interference, and (2) this device must accept any interference received, including interference that may cause undesired operation.

Any Changes or modifications not expressly approved by the party responsible for compliance could void the user's authority to operate the equipment.

**Note:** This equipment has been tested and found to comply with the limits for a Class B digital device, pursuant to part 15 of the FCC Rules. These limits are designed to provide reasonable protection against harmful interference in a residential installation. This equipment generates uses and can radiate radio frequency energy and, if not installed and used in accordance with the instructions, may cause harmful interference to radio communications. However, there is no guarantee that interference will not occur in a particular installation. If this equipment does cause harmful interference to radio or television reception, which can be determined by turning the equipment off and on, the user is encouraged to try to correct the interference by one or more of the following measures:

- Reorient or relocate the receiving antenna.
- Increase the separation between the equipment and receiver.
- Connect the equipment into an outlet on a circuit different from that to which the receiver is connected.
- Consult the dealer or an experienced radio/TV technician for help.

The device has been evaluated to meet general RF exposure requirement. The device can be used in portable exposure condition without restriction.