

FCC Statement
This device complies with part 15 of the FCC rules. Operation is subject to the following two conditions: (1) this device may not cause harmful interference, and (2) this device must accept any interference received, including interference that may cause undesired operation.

Changes or modifications not expressly approved by the party responsible for compliance could void the user's authority to operate the equipment.

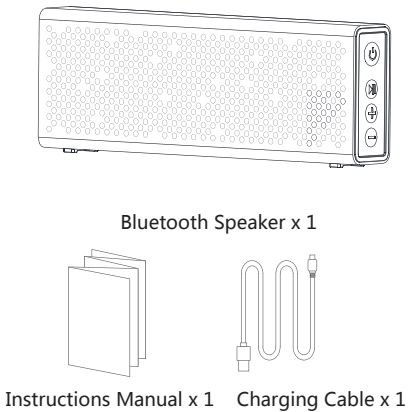
NOTE: This equipment has been tested and found to comply with the limits for a Class B digital device, pursuant to part 15 of the FCC Rules. These limits are designed to provide reasonable protection against harmful interference in a residential installation. This equipment generates uses and can radiate radio frequency energy and, if not installed and used in accordance with the instructions, may cause harmful interference to radio communications. However, there is no guarantee that interference will not occur in a particular installation. If this equipment does cause harmful interference to radio or television reception, which can be determined by turning the equipment off and on, the user is encouraged to try to correct the interference by one or more of the following measures:
1) Reorient or relocate the receiving antenna.
2)Reorient or relocate the receiving antenna.
3)Reorient or relocate the receiving antenna.
4)Consult the dealer or an experienced radio/TV technician for help important announcement

The device has been evaluated to meet general RF exposure requirement. The device can be used in portable exposure condition without restriction.

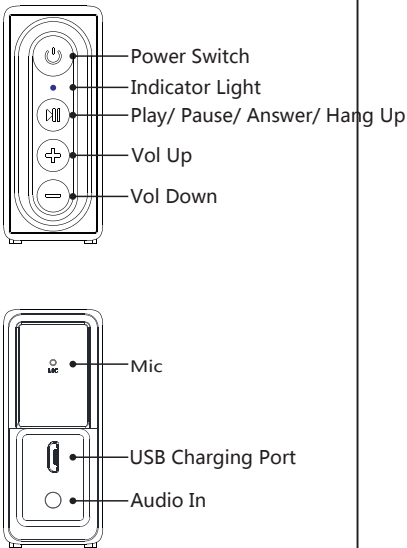
Instruction Manual

2.0 Channel Metal Bluetooth Speaker WolfArya

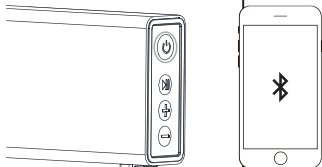
Package Contains



Product Details



How to Connect



1 Turn on the Speaker

PressⓂbutton for 3 seconds and release the button after you heard prompt tone. Then the bluetooth speaker will be detected by other bluetooth equipment.

2 Connect to your mobile device

Turn on the bluetooth on your mobile device and find the bluetooth object named "WolfArya".

There will be a prompt tone after you successfully connect to the speaker, and the indicator light will be blue.

In future usage, the bluetooth speaker will be connected automatically.

Please Notice

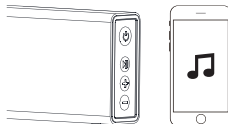
Connect with new mobile device

Press Ⓜ button for 2 seconds then release, the connection will be reset and can be detected by other equipment. Then pair the speaker with other device you want.

Functions

Music Play

Button	Instruction
Ⓜ	short press for play/ pause
+	short press for vol up/ long press for previous song
-	short press for vol down/ long press for next song

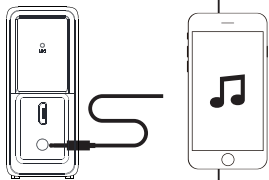


Beware:

- The device connect with the speaker must support the AVRCP protocol for music play control.

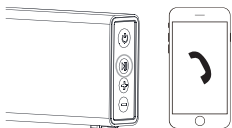
Connect with 3.5 mm cable

Connect with 3.5 mm cable and play music



Phone Call

Function	Status	Instruction
answer call	bluetooth connected	short press the answer button
reject call	bluetooth connected	long press the answer button
hang up	talking	short press the answer button
vol up or down	talking	short press the + for vol up/ - for vol down



Recharge

When charging the speaker, the indicator light will be red. After fully charged, the light will go off.

Specifications

Model No: WolfArya
Bluetooth version: V4.1
Bluetooth protocol: HSP/HFP/A2DP/AVRCP
Bluetooth range: >= 33 ft
Talktime: 6 hours
Music time: 5 hours
Horn: Φ40 4Ω 5W X2
Output power: 3.0W x 2
Battery: 3.7v 1500mAh(Built in rechargeable lithium ion battery)
Charging port: Micro USB 5v/1A
Size:169x24x58mm
Weight: 300g

Beware

- Set the volume too loud may damage your ear, please adjust the volume to a accept range.
- Avoid sun light, high temperature or humidity environment, and rain drop or water drop.
- When using the speaker, please keep it away from any heat source, high pressure; Do not smash it or throw it into fire or water.
- When the sound of the speaker begin to reduce or distort, it may indicate the battery need recharge.
- Please do not use the speaker while charging.
- Micro USB Cable charging available or using DC4.5V-DC5V/500mA-1A charger for charging.
- When the speaker being charged, the red indicator light will be on and when it fully charged the light goes off.
- There might be a explode hazard if the battery been wrongly replaced.
- Battery can not be disposed to sun light, fire or other heat environment.

Warranty

Please keep this file as your purchase proof!

Sales Record

User Info	Name		Phone Number	
	Address			
	Email			
Retail Info	Retailer Name			
	Contact Address			
	Phone Number		Zip Code	
	Production Date		Sales Date	
	Retailer Stamp			

Repair Record

Repair Times	Repair Station Name	Address	Phone Number	Zip Code
First Time				
Second Time				
Third Time				
Fourth Time				

- This sheet should be filed by repair station